

# Caching as an Image Characterization Problem using Deep Convolutional Neural Networks

Yantong Wang, Vasilis Friderikos

Center for Telecommunications Research, Department of Engineering

King's College London, London WC2B 4BG, U.K.

E-mail:{yantong.wang, vasilis.friderikos}@kcl.ac.uk

**Abstract**—Optimizing caching locations of popular content has received significant research attention over the last few years. This paper targets the optimization of the caching locations by proposing a novel transformation of the optimization problem to a grey-scale image that is applied to a deep convolutional neural network (CNN). The rationale for the proposed modeling comes from CNN's superiority to capture features in gray-scale images reaching human level performance in image recognition problems. The CNN has been trained with optimal solutions and the numerical investigations and analyses demonstrate the promising performance of the proposed method. Therefore, for enabling real-time decision making we moving away from a strictly optimization based framework to an amalgamation of optimization with a data driven approach.

**Index Terms**—Proactive Caching, Convolutional Neural Networks, Mixed Integer Linear Programming, Gray Image

## I. INTRODUCTION

The continuous trend of data explosion - especially of highly demanding video traffic - together with increased capabilities of handheld devices of mobile users results in an increased pressure on network capacity from the mobile network. Delivering popular content from their initial servers which can be located anywhere on the Internet limits the fronthaul and backhaul capacity of mobile networks. To this end, caching of such popular content closer to the end mobile users has been used as an effective method for reducing peak data rates by pre-storing the most popular contents in the local cache or even at the base station. In that case, a key aspect in future cache enabled network is finding the optimal caching location so that delay for accessing the content is minimized whilst the overall network efficiency is increased.

In order to derive (near) optimal policies we define an integer linear programming optimization framework that takes into account both content hosting cost at a specific edge cloud and transmission cost which depends on the topological proximity between the requested content and the end user. We then transform this optimization problem into a gray-scale image in order to train a deep convolutional neural network (CNN). The motivation of doing so is that in recent years deep learning techniques have developed rapidly and illustrated remarkable achievements in the areas of computer vision, image classification and speech recognition. Therefore, by translating the optimization problem to an image we explore the capabilities of deep learning. We note that in this work we aim to explore spatial information of the requests

and based on optimal allocation learn caching locations from derived grey scale images. As detailed in the next section most previous works focused on the optimization of cache allocation based on a set of requests rather than learning and forecasting from those requests. A key benefit of the proposed approach is that time consuming optimal policies can be computed offline and the trained deep convolutional neural network can be utilized for real time decision making. Hence, the proposed approach can be used for real-time decision making, something which is not possible in techniques that rely on solving a complex optimization problem that suffers from the curse of dimensionality; prohibitively long running times.

The rest of the paper is organized as follows. We discuss the related research work in Section II. The proposed integer linear programming formulation for caching popular content in different edge clouds is presented in Section III. The proposed method of translating the optimization problem into an image and the deep convolutional neural network is detailed in Section IV. The performance evaluation of the proposed technique is outlined in Section V, and finally we conclude the work in Section VI where future avenues of research are also discussed.

## II. RELATED WORK

The proliferation of popular content on the Internet created a massive amount of aggregate data that need to be transported across congested links. Bringing popular content closer to the end users via caching, in order to ease congestion episodes and increase user experience, has received significant research attention over the last few years [1]. At the same time there is a transformation that is taking place on the network architecture which can be defined as service oriented based on the SDN and NFV paradigms [2], [3].

The existing literature has studied a plethora of approaches related to the popular content placement problem. Conventionally, caching assignment problem is modeled as an optimization problem which is then solved by convex optimization [4], integer linear programming [5], [6] or game theoretic methodologies [7]. Recently, deep neural network (DNN) has been used as an important tool for solving caching problems [8]. There are already a lot of works on combining machine learning with 'what to cache'. The work in [9] use an extreme-learning machine neural network to estimate the popularity of content. In [10], DNN is employed

for cache replacement and content delivery. The authors in [11] predict the user mobility and content request distribution via echo-state networks. In [12], a deep learning network is proposed to predict the data package popularity based on the user request packages. However, there are very limited work solving 'where to cache' problem via deep learning. A DNN is trained to solve a linear programming problem in [13]. In [14], the authors apply DNN to solve linear sum assignment problem. Generally, the cache assignment problem is modelled as an integer linear programming model, which is NP-hard while linear programming is in P, and the constraints in caching placement problem are more complicated than linear sum assignment problem. In this paper, we transform the original integer linear programming problem into a grey-scale image as the input, then use a CNN which is trained with optimal solutions to decide the cache assignment.

### III. MATHEMATICAL PROGRAMMING

The network is modelled as an undirected graph  $\mathcal{G} = \{\mathcal{V}, \mathcal{L}\}$ , where  $\mathcal{V}$  represents the set of vertices and  $\mathcal{L}$  denotes the set of links. We define a set  $\mathcal{E} \subseteq \mathcal{V}$  that consist of the edge clouds (ECs), i.e., content routers which can be selected as information hoster<sup>1</sup>. By  $\mathcal{A} \subseteq \mathcal{V}$ , we define the set of access routers (ARs) that mobile users might move due to their mobility; this information is assumed to be accurately known using historical data that an operator can explore. We note that in the general case it is possible that the following holds  $\mathcal{E} \cap \mathcal{A} \neq \emptyset$ , which means some access routers have the ability to host the content.

For network modelling reasons and without loss of generality, we assume each mobile user is associated with a single request flow and  $k \in \mathcal{K}$  is defined as the set of flows traverse the network. Each flow  $k$  has the following three associated properties:  $s_k$ , which is the size of cache items for flow  $k$ ;  $b_k$ , the required bandwidth of flow  $k$  and  $p_{ka}$  which encapsulate the probability for flow  $k$  to move to AR  $a$ , where  $a \in \mathcal{A}$ . Similarly, for each potential EC  $e \in \mathcal{E}$ : with  $w_e$  we express the remaining cache space in EC  $e$  and for each link  $l \in \mathcal{L}$  we have the available capacity  $c_l$ .

Furthermore, we use  $N_{ae}$  to represent the number of hops from AR  $a$  to EC  $e$  which follows the shortest path; with  $N^T$  we express the number of hops from AR to data center;  $\alpha$  is the weight measuring cache cost and  $\beta$  is the weight of transmission cost. The key notations we used in this paper are summarized in Table I.

Based on the aforementioned network setting detailed in the previous section and in order to provide a mathematical programming framework we define the following binary decision variables,

$$x_{ke} = \begin{cases} 1, & \text{if content for flow } k \text{ is cached at EC } e \\ 0, & \text{otherwise} \end{cases}$$

$$y_{kl} = \begin{cases} 1, & \text{if flow } k \text{ passes link } l \\ 0, & \text{otherwise} \end{cases}$$

<sup>1</sup>The term *edge cloud* and *content router* are used interchangeably in the rest of the paper

TABLE I  
SUMMARY OF MAIN NOTATIONS

|                 |   |
|-----------------|---|
| $\mathcal{K}$   | the set of flows/requests   |
| $\mathcal{L}$   | the set of links  |
| $\mathcal{A}$   | the set of ARs  |
| $\mathcal{E}$   | the set of ECs  |
| $\alpha$        | the weight of caching cost, <b>constant</b>   |
| $\beta$         | the weight of transmission cost, <b>constant</b>  |
| $N_{ae}$        | number of hops from AR to EC, depends on <b>network topology</b> , <b>constant</b>        |
| $B_{lae}$       | relationship between link and paths, depends on <b>network topology</b> , <b>constant</b> |
| $N^T$           | number of hops from AR to data center, depends on <b>network topology</b>                 |
| $p_{ka}$        | user moving probability, depends on <b>user behaviour</b>                                 |
| $s_k$           | interested content storage space requirement, depends on <b>user behaviour</b>            |
| $b_k$           | required bandwidth, depends on the <b>user behaviour</b>                                  |
| $w_e$           | available space, depends on the status of <b>edge clouds</b>                              |
| $c_l$           | available link capacity, depends on the status of <b>links</b>                            |
| $ \mathcal{X} $ | the cardinality of set $\mathcal{X}$  |
| $P'$            | the transpose of matrix $P$   |
| $x_{ke}$        | binary decision variable, which indicates the assignments of flow and edge cloud          |
| $y_{kl}$        | binary decision variable, which expresses the usage of flow and link                      |
| $z_{kae}$       | binary decision variable, which represents the path of flow                               |

$$z_{kae} = \begin{cases} 1, & \text{if flow } k \text{ connect with } a \text{ and retrieve the} \\ & \text{cached content from EC } e \\ 0, & \text{otherwise} \end{cases}$$

We define the total cost as

$$TC = \alpha \cdot C^C + \beta \cdot C^T$$

Specifically,  $C^C$  is the cost of caching content, which can be written as follows [15]:

$$C^C = \sum_{k \in \mathcal{K}} \sum_{e \in \mathcal{E}} \frac{x_{ke}}{1 - U_e}$$

and  $U_e$  is the initial cache utilization level at EC  $e$ . In order to simply the calculation, we assume the initial utilization level for each EC is 0, which indicates the memory has not been used before caching. Then  $C^C$  becomes

$$C^C = \sum_{k \in \mathcal{K}} \sum_{e \in \mathcal{E}} x_{ke}$$

$C^T$  expresses the cost for transmission, which is consisted by caching-hit and miss branch:

$$C^T = C^H + C^M = \sum_{k \in \mathcal{K}} \sum_{a \in \mathcal{A}} \sum_{e \in \mathcal{E}} p_{ka} N_{ae} z_{kae} + \sum_{k \in \mathcal{K}} (1 - \sum_{a \in \mathcal{A}} \sum_{e \in \mathcal{E}} p_{ka} z_{kae}) N^T$$

Where  $C^H$  represents the cache hitting cost when the mobile user (i.e. flow  $k$ ) connects to the AR  $a$  and retrieve to EC  $e$ .  $N_{ae}$  is the number of hops on the shortest path between connected AR  $a$  and cache hosting EC  $e$ . Notably  $N_{ae} = 0$  iff  $a = e$ .  $C^M$  is the cost for flow  $k$  missing cache, which means we cannot retrieve the request from flow  $k$  to a caching hoster  $e$ . Then the request will be redirected to the data center.

Here we use  $N^T$  to represent the number of hops from AR  $a$  to central data server. In the current network, the request traverses an average of 10 to 15 hops between source and destination [16]. So the value of  $N^T$  is between 10 and 15.

The objective of this paper is to determine the optimal caching strategy that minimizes total cost which can be formulated as:

$$\begin{aligned}
& \min_{x_{ke}, y_{kl}, z_{kae}} C^C + C^T & (1a) \\
\text{s.t. } & \forall k \in \mathcal{K}, l \in \mathcal{L}, a \in \mathcal{A}, e \in \mathcal{E} \\
& \sum_{e \in \mathcal{E}} x_{ke} \leq 1 & (1b) \\
& \sum_{k \in \mathcal{K}} s_k \cdot x_{ke} \leq w_e & (1c) \\
& \sum_{e \in \mathcal{E}} z_{kae} \leq 1 & (1d) \\
& z_{kae} \leq x_{ke} & (1e) \\
& \sum_{k \in \mathcal{K}} b_k \cdot y_{kl} \leq c_l & (1f) \\
& y_{kl} \leq \sum_{a \in \mathcal{A}} \sum_{e \in \mathcal{E}} B_{lae} \cdot z_{kae} & (1g) \\
& M \cdot y_{kl} \geq \sum_{a \in \mathcal{A}} \sum_{e \in \mathcal{E}} B_{lae} \cdot z_{kae} & (1h) \\
& x_{ke}, y_{kl}, z_{kae} \in \{0, 1\} & (1i)
\end{aligned}$$

Constraint (1b) limits the number of caching ECs for each flow. (1c) shows the cache capacity for individual EC, where (1d), (1e) enforce the redirected path is unique and the redirected EC should host related contents. (1f) imposes the bandwidth for each link. Moreover, the next two constraints (1g) and (1h) enforce the link which flow passed should belong to a retrieved path, and vice versa, where  $B_{lae}$  shows the relationship between link and path, which could be generated from network topology by defining

$$B_{lae} = \begin{cases} 1, & \text{if link } l \text{ in shortest path between } a \text{ and } e \\ 0, & \text{otherwise} \end{cases}$$

#### IV. DEEP CONVOLUTIONAL NEURAL NETWORKS

Convolutional Neural Network (CNN) has been widely applied in image recognition, natural language processing and video analysis. In this section, we will introduce an approach OF2GI to transform optimization model to a gray image. Then, the structure of CNN we used in this paper is expressed. In order to reduce the complexity of CNN structure, we decompose the original problem into several sub-problems and train each independent CNN accordingly. However, the output does not take the internal effect of decision variable  $x$  into consideration. So we add a performance enhancement layer (PEL) behind the normal output layer.

##### A. Optimization Feature to Gray Image(OF2GI)

In this part, we are going to transform the mathematical model into a gray image as the input of CNN. In other words, we want to construct a parameter matrix which contains maximum information of optimization model (1). One idea

is putting all the parameters as listed in table I together as the matrix. However, some of them are constant value or rely on the topology, while the later is fixed in most cases once the network is constructed. These kinds of value have very limited contribution to distinguish different assignments since they are unchanging as the redundant information in the input dataset. By reconsidering the proposed mathematical model (1), the following constraints (1d),(1e),(1g) and (1h) are used to describe the relationship among these decision variables, which can be learned by CNN implicitly. Moreover, (1b) is hidden in the CNN structure.

When it comes to the constraint (1c), we can rewrite it by expanding with  $e$ :

$$\begin{cases} S \times X_1 \leq w_1 \\ S \times X_2 \leq w_2 \\ \dots\dots\dots \\ S \times X_{|\mathcal{E}|} \leq w_{|\mathcal{E}|} \end{cases} \quad (2)$$

where  $S$  is the vector of related caching storage requirement, i.e.  $S = [s_1, s_2, \dots, s_{|\mathcal{K}|}]$ . And  $X_e$  is the  $e$ -th column of decision matrix  $X = [X_1, X_2, \dots, X_{|\mathcal{E}|}]$  which is  $X_e = [x_{1e}, x_{2e}, \dots, x_{|\mathcal{K}|e}]'$ . By defining column vector  $W = [w_1^{-1}, w_2^{-1}, \dots, w_{|\mathcal{E}|}^{-1}]'$ , (2) can be represented as the product of matrices:

$$WS \times X \leq R \quad (3)$$

$R$  is a matrix expressing the limitation of edge cloud caching space, which is

$$R = \begin{bmatrix} 1 & INF & \dots & INF \\ INF & 1 & \dots & INF \\ \vdots & \vdots & \ddots & \vdots \\ INF & INF & \dots & 1 \end{bmatrix}$$

It is worth noting that constraint (1c) only describes the space requirements for corresponding mobile users, which is the diagonal of  $R$ . For the rest positions in  $R$ , constraint (1c) does not give related limitation. That is the reason why it is infinity.

For the aim of simplification, we take out the factors in (3) to combine as a new matrix  $Q$  which follows:

$$Q = WS = \begin{bmatrix} w_1^{-1}s_1 & w_1^{-1}s_2 & \dots & w_1^{-1}s_{|\mathcal{K}|} \\ w_2^{-1}s_1 & w_2^{-1}s_2 & \dots & w_2^{-1}s_{|\mathcal{K}|} \\ \vdots & \vdots & \ddots & \vdots \\ w_{|\mathcal{E}|}^{-1}s_1 & w_{|\mathcal{E}|}^{-1}s_2 & \dots & w_{|\mathcal{E}|}^{-1}s_{|\mathcal{K}|} \end{bmatrix}$$

Similarly, we can construct the parameter matrix  $T$  for constraint (1f) as:

$$T = \begin{bmatrix} c_1^{-1}b_1 & c_1^{-1}b_2 & \dots & c_1^{-1}b_{|\mathcal{K}|} \\ c_2^{-1}b_1 & c_2^{-1}b_2 & \dots & c_2^{-1}b_{|\mathcal{K}|} \\ \vdots & \vdots & \ddots & \vdots \\ c_{|\mathcal{L}|}^{-1}b_1 & c_{|\mathcal{L}|}^{-1}b_2 & \dots & c_{|\mathcal{L}|}^{-1}b_{|\mathcal{K}|} \end{bmatrix}$$

Then we move to the objective function (1a), where only moving probability is variable. We use symbol  $P$  as the amalgamation of  $p_{ka}$ . Since all the other parameters (except decision variables) in model (1) are constant, these three

matrices  $P, Q, T$  contain all the information needed to distinguish different allocation assignments. Then we transform the original optimization problem into combination matrix:

$$\left[ P \mid Q' \mid T' \right]$$

Figure 1 shows a demonstration of gray image where  $|\mathcal{K}| = 10$ ,  $|\mathcal{A}| = 8$ ,  $|\mathcal{E}| = 6$  and  $|\mathcal{L}| = 14$ . The darker the pixel, the larger value the element in matrix.

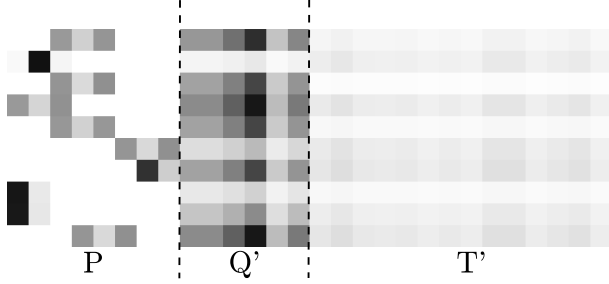


Fig. 1. Feature Encoding to Gray Image.

Using the gray image as input and decision variable  $x$  as output, we can train the neural network. The reason why we disregard decision variable  $y$  and  $z$  is that they can be represented by  $x$ . For example, from constraint (1e) we get  $x$  is the upper-bound of  $z$ . In most cases, the penalty of cache missing is larger than the transmission cost. So we only need to take all possible AR (i.e.  $p_{ka} > 0$ ) into consideration. In other words, we can represent the binary decision variable  $z$  by  $x$  which follows<sup>2</sup>:

$$z_{kae} = H(p_{ka} \cdot x_{ke}) = \begin{cases} 1, & p_{ka} \cdot x_{ke} > 0 \\ 0, & \text{otherwise} \end{cases} \quad (4)$$

Similarly, constraints (1g) and (1h) limit the upper- and lower-bound of  $y$ . So we have

$$\begin{aligned} y_{kl} &= H\left(\sum_{a \in \mathcal{A}} \sum_{e \in \mathcal{E}} B_{lae} \cdot z_{kae}\right) \\ &= H\left(\sum_{a \in \mathcal{A}} \sum_{e \in \mathcal{E}} B_{lae} H(p_{ka} \cdot x_{ke})\right) \end{aligned} \quad (5)$$

### B. CNN Architecture

In the previous subchapter, the decision variable  $x$  is used as the output. Because  $x$  is a binary variable, we deem it a classification problem. However, in multi-class learning algorithm the number of neurons grows exponentially as the size of  $x$ , i.e., we need to train a CNN with  $|\mathcal{E}|^{|\mathcal{K}|}$  nodes in fully connected layer. If we use an input as Figure 1 shows, the fully connected layer will contain more than 60 million neurons. In fact, our output express the assignment of EC for each flow requirement. If we consider flow as label and EC as class, it can be categorized as multi-label problem. By applying the first order strategy [17], the original problem can be decomposed into a number of independent

<sup>2</sup>Formula (4) may be invalid if the cache missing cost is insensitive.

classification sub-problems, nevertheless, the results might be sub-optimal due to the unawareness of flow correlations. Hence in [14], a greedy collision avoidance rule is introduced after the output of DNN. In our work, we add a PEL behind the output layer to improve the system performance. The architectures of our proposed learning algorithm and each CNN are illustrated in Figure 2 and 3 respectively. Since each CNN is independent, training them in parallel benefits the computation complexity.

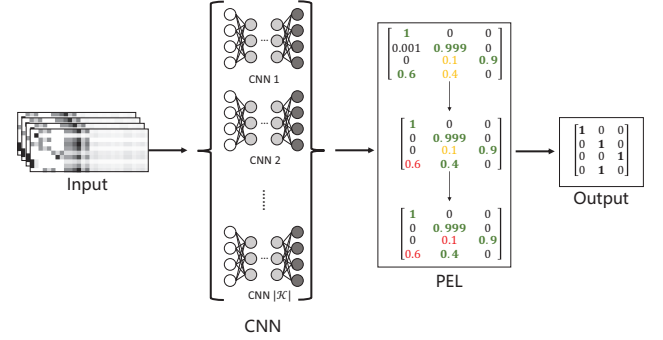


Fig. 2. System Architecture

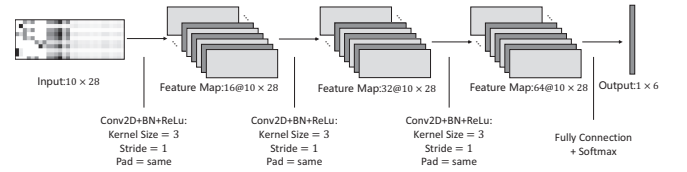


Fig. 3. CNN Structure (Figure 1 as Input)

### C. Performance Enhancement Layer (PEL)

As the aforementioned, combining the output of each CNN directly may cause collision since it does not consider the flows' correlations. In this subchapter, a PEL is proposed in order to avoid the conflict. We notice that in Figure 3 the result in CNN is a  $1 \times 6$  one-hot vector, which depends on the output of softmax layer. The softmax layer calculates the conditional probability of the input dataset and training network, which can be viewed as the confidence of the prediction. Considering CNN has advanced learning skills, it is a small-probability event that the optimal solution locates outside the selected assignment. Additionally, a piecewise function is added in total cost  $TC$  as such penalty cost to measure the impact of invalid constraints (1c) and (1f):

$$\begin{aligned} TC^N &= TC + \gamma \left( \sum_{e \in \mathcal{E}} H\left(\frac{\sum_{k \in \mathcal{K}} s_k x_{ke} - w_e}{w_e}\right) \right. \\ &\quad \left. + \sum_{l \in \mathcal{L}} H\left(\frac{\sum_{k \in \mathcal{K}} b_k y_{kl} - c_l}{c_l}\right) \right) \end{aligned}$$

where  $H(\cdot)$  is the indicator function as (4). Noting that in input image,  $s_k w_e^{-1}$  and  $b_k c_l^{-1}$  are the element in matrix  $Q$

and  $T$ , then  $TC^N$  can be rewritten as

$$TC^N = TC + \gamma \left( \sum_{e \in \mathcal{E}} H \left( \sum_{k \in \mathcal{K}} Q'_{ke} \cdot x_{ke} - 1 \right) + \sum_{l \in \mathcal{L}} H \left( \sum_{k \in \mathcal{K}} T'_{kl} \cdot y_{kl} - 1 \right) \right) \quad (6)$$

In PEL, we do exploration based on the predicted probability. The assignment with highest value in each row can be obtained as the initial solution. Once a new assignment with less cost  $TC^N$  is found, the solution will be updated accordingly. The basic idea of PEL is viewing the initial combination of each CNN as the starting point, then searching alongside the predicted probability. In order to reduce the number of attempt assignment, we set a threshold for the predicted probability, which means we only enumerate the element over that threshold. More details are illustrated in Algorithm 1 below.

---

**Algorithm 1** Performance Enhancement Layer

---

**Input:**

- Gray image  $[P, Q', T']$ ;
- Predicted conditional probability  $O$ ;
- Threshold of probability  $\delta$ ;
- Cost weight  $\alpha, \beta$  and  $\gamma$ ;
- Number of hops from AR to EC  $N_{ae}$ ;
- Number of hops from AR to data center  $N^T$ ;
- Relationship between link and path  $B_{lae}$

**Output:**

Flow assignment  $X = (x_{ke})$

- 1: Construct assignment matrix  $X \leftarrow H(O - \delta)$
  - 2: Color the maximum value of each row in  $X$  as green, while the rest non-zero element as yellow
  - 3: Extract the green element as initial binary assignment, determine  $z_{kae}$  and  $y_{kl}$  according to (4) and (5), calculate current cost  $TC_I^N$  via (6)
  - 4: **for** Each element in yellow **do**
  - 5:   Renew assignment by using the largest yellow element to replace the green one in same row
  - 6:   Update  $y_{kl}$  and  $z_{kae}$  on (4) and (5)
  - 7:   Recalculate total cost  $TC_U^N$  accordingly using (6)
  - 8:   **if**  $TC_U^N < TC_I^N$  **then**
  - 9:     Color the selected yellow element as green, and the replaced green one as red
  - 10:     $TC_I^N \leftarrow TC_U^N$
  - 11:    **else**
  - 12:     Back up the assignment by using green element
  - 13:     Color the selected yellow element as red
  - 14:    **end if**
  - 15: **end for**
  - 16: Set all the green cell in  $X$  1, while the rest 0
- 

We take Figure 2 as an example. Assuming there are four flows and three candidate ECs, the output of each CNN is a  $1 \times 3$  vector. By combining these vectors together into a array, we get the predicted conditional probability matrix.

Supposing the threshold is 0.01, the first element in the second row 0.001 is lower than that value and will not attend the following exploration. For the other values over than the threshold, we color the largest on each row green as the initial assignment and the rest yellow as research area, which is the top matrix in PEL of Figure 2. Then we enumerate the yellow element descendingly. Once a new assignment with less total cost is found, it will be colored green while the original element turned red, such as the fourth row in middle array of PEL. If the total cost of the new assignment is larger than previous one, we will keep the previous allocation and color the new attempt element red, which is the third row in PEL. Once the yellow list is empty, we terminate the exploration and extract all green element as the final output, which is the output of Figure 2.

## V. NUMERICAL INVESTIGATIONS

In order to compare the performance, we introduce a Randomized Greedy Caching (RGC) algorithm. RGC starts with the nearest EC from mobile user then explore adjacent edge clouds randomly. Once a new assignment with smaller  $TC^N$  is found, we use it to replace the original solution. The simulation scenario applied is shown in Figure 4. User mobility is assumed to take place on the edge of the network topology and as mobile users connect and disconnect from the set of AR, we apply the different techniques, i.e., MILP, CNN and RGC respectively, to efficiently perform pro-active edge cloud caching of popular content. The mobility of users between the different AR  $a$  depends on the moving probability  $P_{ka}$  and their requests for content. The simulation parameters that assumed in the investigations are presented in Table II.

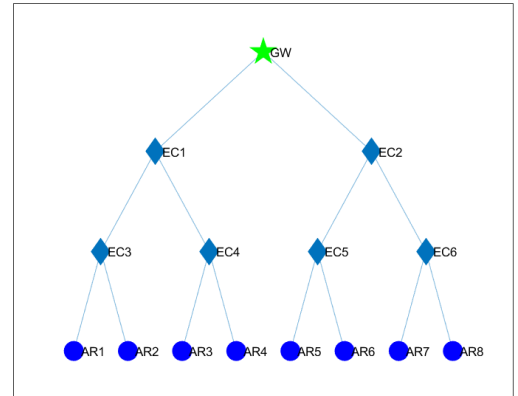


Fig. 4. Simulation Network Topology

The data set is generated by solving the optimization problem (1) with different user behaviour and network utilization levels, i.e.,  $p_{ka}$ ,  $s_k$ ,  $b_k$ ,  $w_e$  and  $c_l$ . In the results presented hereafter, we assume 10000 samples. Then, we train the CNN with 80% of the data set by using the hyperparameters listed

TABLE II  
NETWORK PARAMETERS USED IN THIS PAPER.

| Parameter   | value        |
|---|--------------|
| number of mobile users ( $ \mathcal{K} $ )        | 10           |
| weight of cache host ( $\alpha$ )                 | [0,1]        |
| weight of transmission cost ( $\beta$ )           | [0,1]        |
| weight of invalid constraint penalty ( $\gamma$ ) | 20           |
| threshold of prediction probability ( $\delta$ )  | 0.001        |
| size of user request content ( $s_k$ )            | [10,100]MB   |
| available cache size in EC ( $w_e$ )              | [100,500]MB  |
| user request transmission bandwidth ( $b_k$ )     | [1,10]Mbps   |
| link available capacity ( $c_l$ )                 | [50,100]Mbps |
| number of epochs for RGC                          | 2000         |

TABLE III  
CNN PARAMETERS USED IN THIS PAPER.

| Parameter                | value          |
|--------------------------|----------------|
| solver                   | Adam optimizer |
| size of mini batch       | 256            |
| maximum number of epochs | 40             |
| learning rate            | 0.001          |

in Table III and test the CNN with the rest the generated synthesized data.

In contrast to the normal multi-labels classification problem, some misclassifications are still acceptable if the total cost  $TC^N$  is sufficiently close to the optimal result. Firstly, we compare the computation time of these algorithms. For the CNN, this is the time from reading the test samples to getting the output of PEL, excluding the training time. Then the average total cost of these approaches are juxtaposed. Finally, we compare the final precision of the proposed scheme which is defined as the ratio of mobile users which are predicted correctly in terms of their edge cloud association. The results are shown in Table IV. The results reveal that the CNN is able to produce highly competitive solutions.

TABLE IV  
PERFORMANCE COMPARISON.

|                  | MILP    | CNN    | GRC     |
|------------------|---------|--------|---------|
| Computation Time | 0.716s  | 0.049s | 14.411s |
| Mean Total Cost  | 11.171  | 11.595 | 12.848  |
| Precision        | 100.00% | 94.58% | 74.12%  |

Note that this should not be considered as the solution of the NP-hard problem but the CNN manage to provide a good estimation of the solution .

## VI. CONCLUSIONS

Convolutional neural networks (CNNs), a class of artificial neural networks, represent a powerful method to use for a wide variety of image processing tasks. Their operational characteristics create a link between general deep feed-forward neural networks and adaptive filtering. In this paper we present an approach of transforming an optimization problem related to caching of popular content on a number of edge clouds to an grey-scale image so that to train a deep convolutional neural network. A wide range of numerical investigations provide insights about the capabilities of the proposed approach to successfully derive highly competitive

policies for caching of popular content on different edge clouds.

Future avenues of research are multifaceted. Further analysis is needed in the area of sensitivity of the deep learning output to - controlled - small variations of the incoming requests. This can be viewed as sensitivity analysis as with respect to the integer linear programming formulation and adversarial behaviour of the CNN. Furthermore, an interesting extension would be to include temporal characteristics of the problem that will require new ways of transforming the spatio-temporal aspects of the optimization problem to an image.

## REFERENCES

- [1] S. Wang, X. Zhang, Y. Zhang, L. Wang, J. Yang, and W. Wang, "A survey on mobile edge networks: Convergence of computing, caching and communications," *IEEE Access*, vol. 5, pp. 6757–6779, 2017.
- [2] B. Yi, X. Wang, K. Li, S. k. Das, and M. Huang, "A comprehensive survey of network function virtualization," *Computer Networks*, vol. 133, pp. 212 – 262, 2018.
- [3] F. Z. Yousaf, M. Bredel, S. Schaller, and F. Schneider, "Nfv and sdn—key technology enablers for 5g networks," *IEEE Journal on Selected Areas in Communications*, vol. 35, pp. 2468–2478, Nov 2017.
- [4] Z. Yang, C. Pan, Y. Pan, Y. Wu, W. Xu, M. Shikh-Bahaei, and M. Chen, "Cache placement in two-tier hetnets with limited storage capacity: Cache or buffer?," *IEEE Transactions on Communications*, vol. 66, no. 11, pp. 5415–5429, 2018.
- [5] G. Zheng and V. Friderikos, "Optimal proactive cache management in mobile networks," in *2016 IEEE International Conference on Communications (ICC)*, pp. 1–6, IEEE, 2016.
- [6] Y. Wang, G. Zheng, and V. Friderikos, "Proactive caching in mobile networks with delay guarantees," in *ICC 2019 - 2019 IEEE International Conference on Communications (ICC)*, pp. 1–6, May 2019.
- [7] C. Fang, F. R. Yu, T. Huang, J. Liu, and Y. Liu, "An energy-efficient distributed in-network caching scheme for green content-centric networks," *Computer Networks*, vol. 78, pp. 119–129, 2015.
- [8] M. Chen, U. Challita, W. Saad, C. Yin, and M. Debbah, "Artificial neural networks-based machine learning for wireless networks: A tutorial," *Wireless Networks*, vol. 25, p. 29.
- [9] S. S. Tanzil, W. Hoiles, and V. Krishnamurthy, "Adaptive scheme for caching youtube content in a cellular network: Machine learning approach," *IEEE Access*, vol. 5, pp. 5870–5881, 2017.
- [10] Y. Wei, F. R. Yu, M. Song, and Z. Han, "Joint optimization of caching, computing, and radio resources for fog-enabled iot using natural actor-critic deep reinforcement learning," *IEEE Internet of Things Journal*, vol. 6, no. 2, pp. 2061–2073, 2018.
- [11] M. Chen, M. Mozaffari, W. Saad, C. Yin, M. Debbah, and C. S. Hong, "Caching in the sky: Proactive deployment of cache-enabled unmanned aerial vehicles for optimized quality-of-experience," *IEEE Journal on Selected Areas in Communications*, vol. 35, no. 5, pp. 1046–1061, 2017.
- [12] F. Lei, J. Cai, Q. Dai, and H. Zhao, "Deep learning based proactive caching for effective wsn-enabled vision applications," *Complexity*, vol. 2019, 2019.
- [13] L. Lei, L. You, G. Dai, T. X. Vu, D. Yuan, and S. Chatzinotas, "A deep learning approach for optimizing content delivering in cache-enabled hetnet," in *2017 international symposium on wireless communication systems (ISWCS)*, pp. 449–453, IEEE, 2017.
- [14] M. Lee, Y. Xiong, G. Yu, and G. Y. Li, "Deep neural networks for linear sum assignment problems," *IEEE Wireless Communications Letters*, vol. 7, no. 6, pp. 962–965, 2018.
- [15] X. Vasilakos, V. A. Siris, G. C. Polyzos, and M. Pomonis, "Proactive selective neighbor caching for enhancing mobility support in information-centric networks," in *Proceedings of the second edition of the ICN workshop on Information-centric networking*, pp. 61–66, ACM, 2012.
- [16] P. Van Mieghem, *Performance analysis of communications networks and systems*. Cambridge University Press, 2014.
- [17] M.-L. Zhang and Z.-H. Zhou, "A review on multi-label learning algorithms," *IEEE transactions on knowledge and data engineering*, vol. 26, no. 8, pp. 1819–1837, 2013.