

AMS MSC: 57M25, 57M27

Labels instead of coefficients: a label bracket $[\cdot]_{\mathcal{L}}$ which dominates the Jones polynomial $\mathcal{X}(\cdot)$, the Kuperberg bracket $|\cdot\rangle_{A_2}$, and the normalised arrow polynomial $\mathcal{W}[\cdot]$

A.A.Akimova¹, V.O.Manturov²

¹ South Ural State University

² Bauman Moscow State Technical University
and Novosibirsk State University

Abstract

In the present paper, we develop a picture formalism which gives rise to an invariant that dominates several known invariants of classical and virtual knots: the Jones polynomial $\mathcal{X}(\cdot)$, the Kuperberg bracket $|\cdot\rangle_{A_2}$, and the normalised arrow polynomial $\mathcal{W}[\cdot]$.

Keywords: knot, invariant, picture-valued, skein relation, Kauffman bracket, Kuperberg bracket, arrow polynomial.

1 Introduction

Many knot invariants originate from skein relations and similar relations. Usually, the strategy is as follows. One resolves a crossing in two or more possible ways with certain coefficients and then evaluates the resulting graph (or collection of circles) according to the given set of rules. The coefficients are fixed polynomials. In the present paper, we suggest the method of using *labels instead of coefficients* which allows one to get more degrees of freedom. Suppose we want to have a coefficient a^2 (say) for a given diagram. Instead of putting a^2 before the whole diagram, we just put two dots on (one or two) components of the graph each meaning a ; certainly, we may always restore a^2 from these two dots, but rather, we can settle more complicated relations for taking factors (say, let one multiply labels only if they belong to the same connected component). Starting with the usual Kauffman bracket skein relation, putting labels and arcs connecting them we are led to a formalism without any coefficients which dominates various known brackets (the Jones polynomial $\mathcal{X}(\cdot)$ [1985Jones], the Kuperberg bracket $|\cdot\rangle_{A_2}$ [1991Kuperberg], and the normalised arrow polynomial $\mathcal{W}[\cdot]$ [2007Kauffman]).

The relations in their most general form are made complicated on purpose. Formally, the obtained invariant is an equivalence of pictures modulo relations. We do not know whether it gives rise to a picture-valued invariant of classical knots in the sense of [2017ManturovIlyutko].

Our paper is organised as follows. In Section 2, we define our invariant called the label bracket $[\cdot]_{\mathcal{L}}$ and prove its invariance.

In Section 3, we prove that our polynomial $[\cdot]_{\mathcal{L}}$ dominates the Jones polynomial $\mathcal{X}(\cdot)$ [1985Jones] and the Kuperberg bracket $|\cdot\rangle_{A_2}$ [1991Kuperberg].

Sections 4 and 6 are devoted to virtual knots and knotoids, respectively. We prove that our invariant $[\cdot]_{\mathcal{L}}$ gives rise to pictures. In addition, Section 5 shows that the normalised arrow polynomial $\mathcal{W}[\cdot]$ [2007Kauffman] can be considered as a particular case of the label bracket $[\cdot]_{\mathcal{L}}$.

The first named author was supported by the RFBR grant No. 17-01-00690. The second named author was supported by the Laboratory of Topology and Dynamics, Novosibirsk State University (grant No. 14.Y26.31.0025 of the government of the Russian Federation).

We express sincere gratitude to D.A.Fedoseev for various remarks.

2 The label bracket $[\cdot]_{\mathcal{L}}$ for classical knots

By a *classical label graph* we mean a trivalent planar connected graph having $2 \cdot n$ vertices of types given in Fig. 1, where $n \in \mathbb{Z}^+$.

Namely, each vertex is denoted by an empty or solid circle, see types (V.1), (V.3), (V.5), (V.7) and (V.2), (V.4), (V.6), (V.8), respectively. Among three edges that are incident to any vertex, there is a single edge denoted by thin line, while both others edges are denoted by thick line. All edges are oriented except for thin edges that are adjacent to thick edges with coherent orientation, see types (V.1) – (V.4). In-degree at each vertex of types (V.5) and (V.6) is 0, while in-degree at each vertex of types (V.7) and (V.8) is 3.

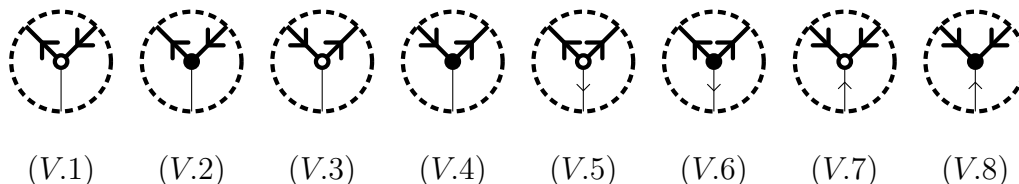


Figure 1: Types (V.1) – (V.8) of vertices of a classical label graph

Denote by $C(G)$ a module over \mathbb{Z} generated by classical label graphs modulo relations

$$R_{1,1}, R_{1,2}, R_{2,1} - R_{2,4}, \text{ and } R_{3,1} \quad (1)$$

given in Figs. 2– 4.

Let D be an oriented classical knot diagram having n crossings.

Throughout the paper, by *smoothing of classical crossings* of the diagram D we mean the following. Replace each classical crossing of D with a sum of two fragments as follows. Provide each angle of the crossing with a marker A or B according to the relations given in Fig. 5 on the left, and smooth the crossing in the following two ways. First, join together the two angles endowed with the marker A , and connect the pair of obtained arcs by a thin segment with endpoints marked as empty circles. Second, join together two angles endowed with the marker B , and connect the pair of obtained arcs by a thin segment with endpoints marked as solid circles. Finally, orient the segment connecting the arcs with not coherent orientation in a way such that the in-degree at each vertex is either 0 or 3.

Throughout the paper, each *state* s of the diagram D is defined by a combination of ways to smooth classical crossings of D such as to join together either two angles endowed with a marker A , or two angles endowed with a marker B .

The *label bracket* $[D]_{\mathcal{L}}$ of an oriented classical knot diagram D is the sum

$$\sum_{s=1}^{2^n} G_s(D) \quad (2)$$

modulo relations (1), i.e. the label bracket $[D]_{\mathcal{L}}$ takes values in $C(G)$.

The sum (2) is taken over all possible states of the diagram D . Here s is a state of the diagram D , and $G_s(D)$ is a classical label graph, which is obtained as a result of smoothing each crossing of D according to the state s by the smoothing relations $R_{S,1}$ and $R_{S,2}$ given in Fig. 5.

Theorem 1. *The label bracket $[\cdot]_{\mathcal{L}}$ is invariant under isotopy of classical links.*

Proof. Figs. 6 – 8 show that the label bracket $[\cdot]_{\mathcal{L}}$ is invariant under all three Reidemeister moves. It is well known that the considered variants of orientations are sufficient. \square

$$\begin{aligned}
R_{1.1} : & \left[\begin{array}{c} \text{Diagram 1} \\ \text{Diagram 2} \end{array} \right]_{\mathcal{L}} = \left[\begin{array}{c} \text{Diagram 3} \end{array} \right]_{\mathcal{L}} \\
R_{1.2} : & \left[\begin{array}{c} \text{Diagram 4} \\ \text{Diagram 5} \end{array} \right]_{\mathcal{L}} = \left[\begin{array}{c} \text{Diagram 6} \end{array} \right]_{\mathcal{L}}
\end{aligned}$$

Figure 2: Relations $R_{1.1}$ and $R_{1.2}$ of the label bracket $[\cdot]_{\mathcal{L}}$

$$\begin{aligned}
R_{2.1} : & \left[\begin{array}{c} \text{Diagram 7} \\ \text{Diagram 8} \\ \text{Diagram 9} \\ \text{Diagram 10} \end{array} \right]_{\mathcal{L}} = \left[\begin{array}{c} \text{Diagram 11} \\ \text{Diagram 12} \end{array} \right]_{\mathcal{L}} \\
R_{2.2} : & \left[\begin{array}{c} \text{Diagram 13} \\ \text{Diagram 14} \\ \text{Diagram 15} \\ \text{Diagram 16} \end{array} \right]_{\mathcal{L}} = \left[\begin{array}{c} \text{Diagram 17} \\ \text{Diagram 18} \end{array} \right]_{\mathcal{L}} \\
R_{2.3} : & \left[\begin{array}{c} \text{Diagram 19} \\ \text{Diagram 20} \\ \text{Diagram 21} \\ \text{Diagram 22} \end{array} \right]_{\mathcal{L}} = \left[\begin{array}{c} \text{Diagram 23} \\ \text{Diagram 24} \end{array} \right]_{\mathcal{L}} \\
R_{2.4} : & \left[\begin{array}{c} \text{Diagram 25} \\ \text{Diagram 26} \\ \text{Diagram 27} \\ \text{Diagram 28} \end{array} \right]_{\mathcal{L}} = \left[\begin{array}{c} \text{Diagram 29} \\ \text{Diagram 30} \end{array} \right]_{\mathcal{L}}
\end{aligned}$$

Figure 3: Relations $R_{2.1} - R_{2.4}$ of the label bracket $[\cdot]_{\mathcal{L}}$

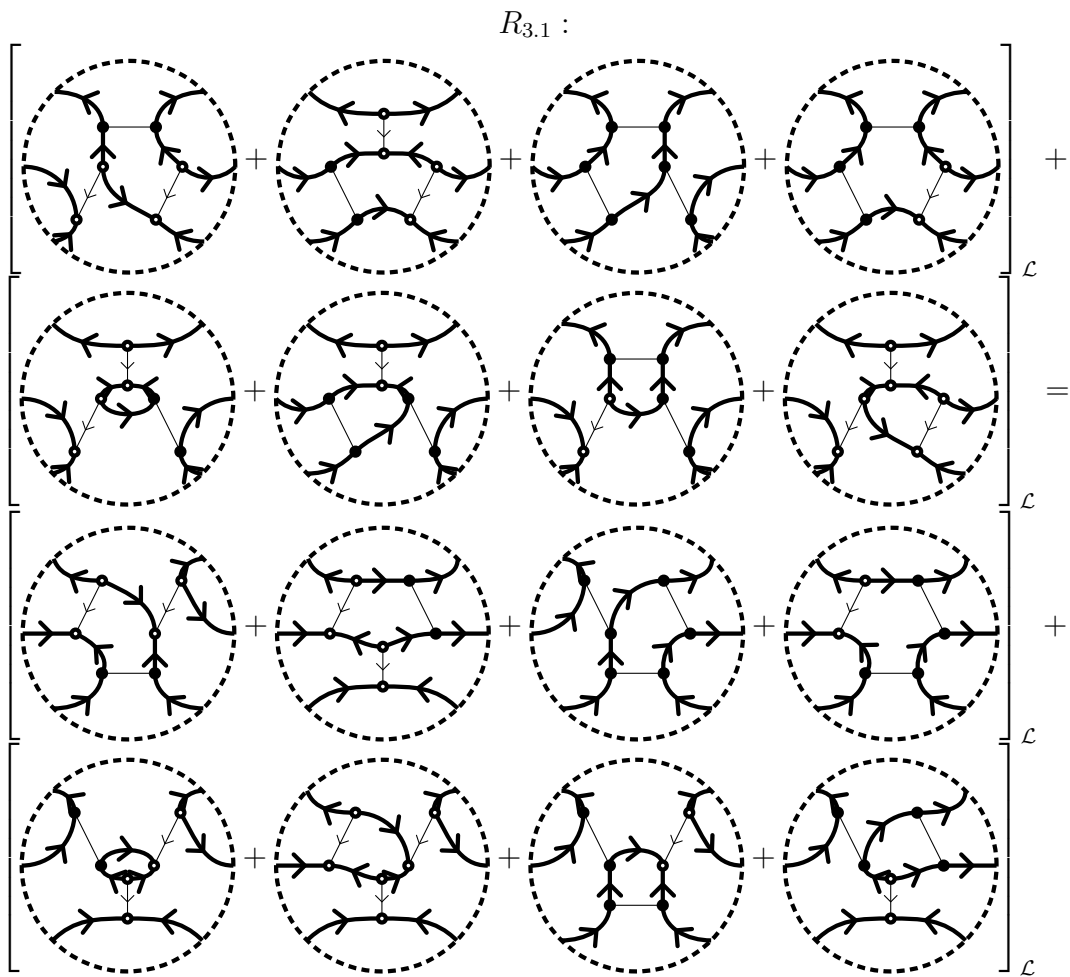


Figure 4: Relation $R_{3.1}$ of the label bracket $[\cdot]_{\mathcal{L}}$

$$\begin{array}{l}
R_{S,1} : \left[\begin{array}{c} \text{Diagram 1} \\ \text{Diagram 2} \end{array} \right]_{\mathcal{L}} = \left[\begin{array}{c} \text{Diagram 3} + \text{Diagram 4} \\ \text{Diagram 5} + \text{Diagram 6} \end{array} \right]_{\mathcal{L}} \\
R_{S,2} : \left[\begin{array}{c} \text{Diagram 7} \\ \text{Diagram 8} \end{array} \right]_{\mathcal{L}} = \left[\begin{array}{c} \text{Diagram 9} + \text{Diagram 10} \\ \text{Diagram 11} + \text{Diagram 12} \end{array} \right]_{\mathcal{L}}
\end{array}$$

Figure 5: Smoothing relations $R_{S,1}$ and $R_{S,2}$ of the label bracket $[\cdot]_{\mathcal{L}}$

3 Some known invariants of classical knots as particular cases of the label bracket $[\cdot]_{\mathcal{L}}$

Let us show that the Jones polynomial $\mathcal{X}(\cdot)$ [1985Jones] and the Kuperberg bracket $|\cdot\rangle_{A_2}$ [1991Kuperberg] can be considered as particular cases of the label bracket $[\cdot]_{\mathcal{L}}$. To this end, we reduce the relations of the label bracket $[\cdot]_{\mathcal{L}}$ given in Figs. 2– 5 to relations given in Fig. 11 and Fig. 15, respectively.

3.1 The Jones polynomial $\mathcal{X}(\cdot)$ as a particular case of the label bracket $[\cdot]_{\mathcal{L}}$

Recall that the Kauffman bracket $\langle \cdot \rangle$ [1985Jones], [1987Kauffman] is defined by the relations given in Fig. 9.

By the writhe of an oriented classical knot diagram D with n crossings we mean the sum over all crossings of D

$$w(D) = \sum_{i=1}^n \varepsilon(i),$$

where $\varepsilon(i)$ is a sign of the i -th crossing of D defined by the rules given in Fig. 10.

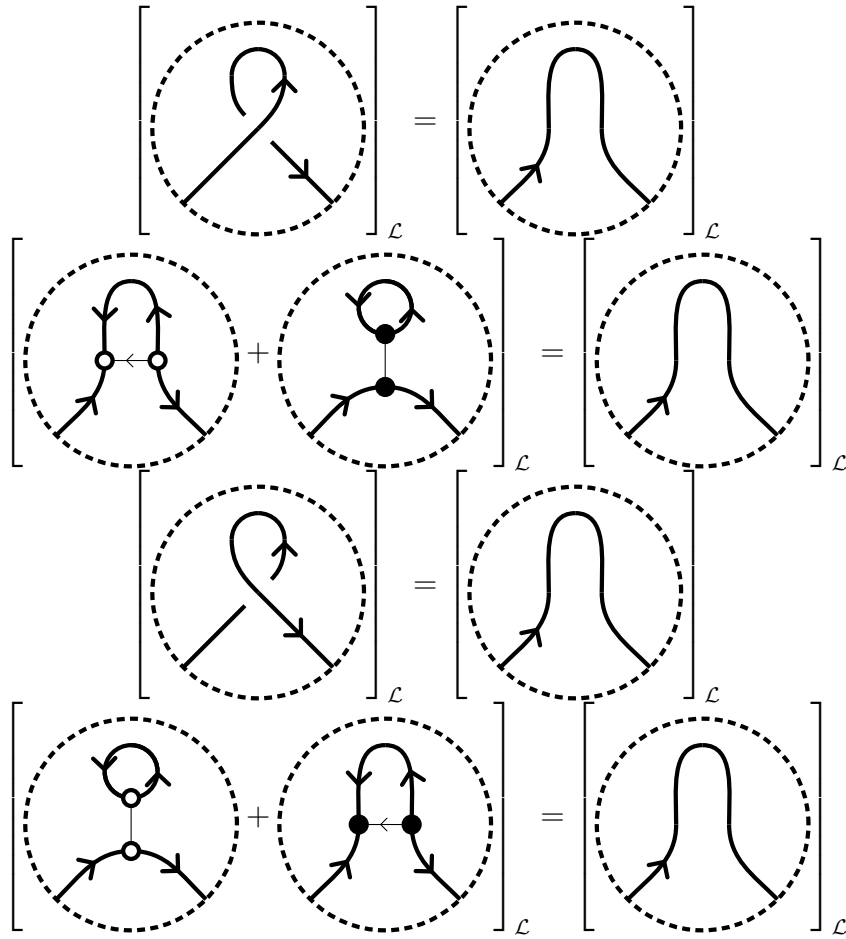


Figure 6: The label bracket $[\cdot]_{\mathcal{L}}$ is invariant under the first Reidemeister move

$$\left[\begin{array}{c} \text{Crossing} \\ \text{Crossing} \end{array} \right]_{\mathcal{L}} = \left[\begin{array}{c} \text{Parallel} \\ \text{Parallel} \end{array} \right]_{\mathcal{L}} = \left[\begin{array}{c} \text{Crossing} \\ \text{Crossing} \end{array} \right]_{\mathcal{L}}$$

$$\left[\begin{array}{c} \text{Complex 1} \\ \text{Complex 2} \end{array} \right]_{\mathcal{L}} = \left[\begin{array}{c} \text{Parallel} \\ \text{Parallel} \end{array} \right]_{\mathcal{L}} = \left[\begin{array}{c} \text{Complex 3} \\ \text{Complex 4} \end{array} \right]_{\mathcal{L}}$$

$$\left[\begin{array}{c} \text{Complex 1} \\ \text{Complex 2} \end{array} \right]_{\mathcal{L}} = \left[\begin{array}{c} \text{Parallel} \\ \text{Parallel} \end{array} \right]_{\mathcal{L}} = \left[\begin{array}{c} \text{Complex 3} \\ \text{Complex 4} \end{array} \right]_{\mathcal{L}}$$

Figure 7: The label bracket $[\cdot]_{\mathcal{L}}$ is invariant under the second Reidemeister move

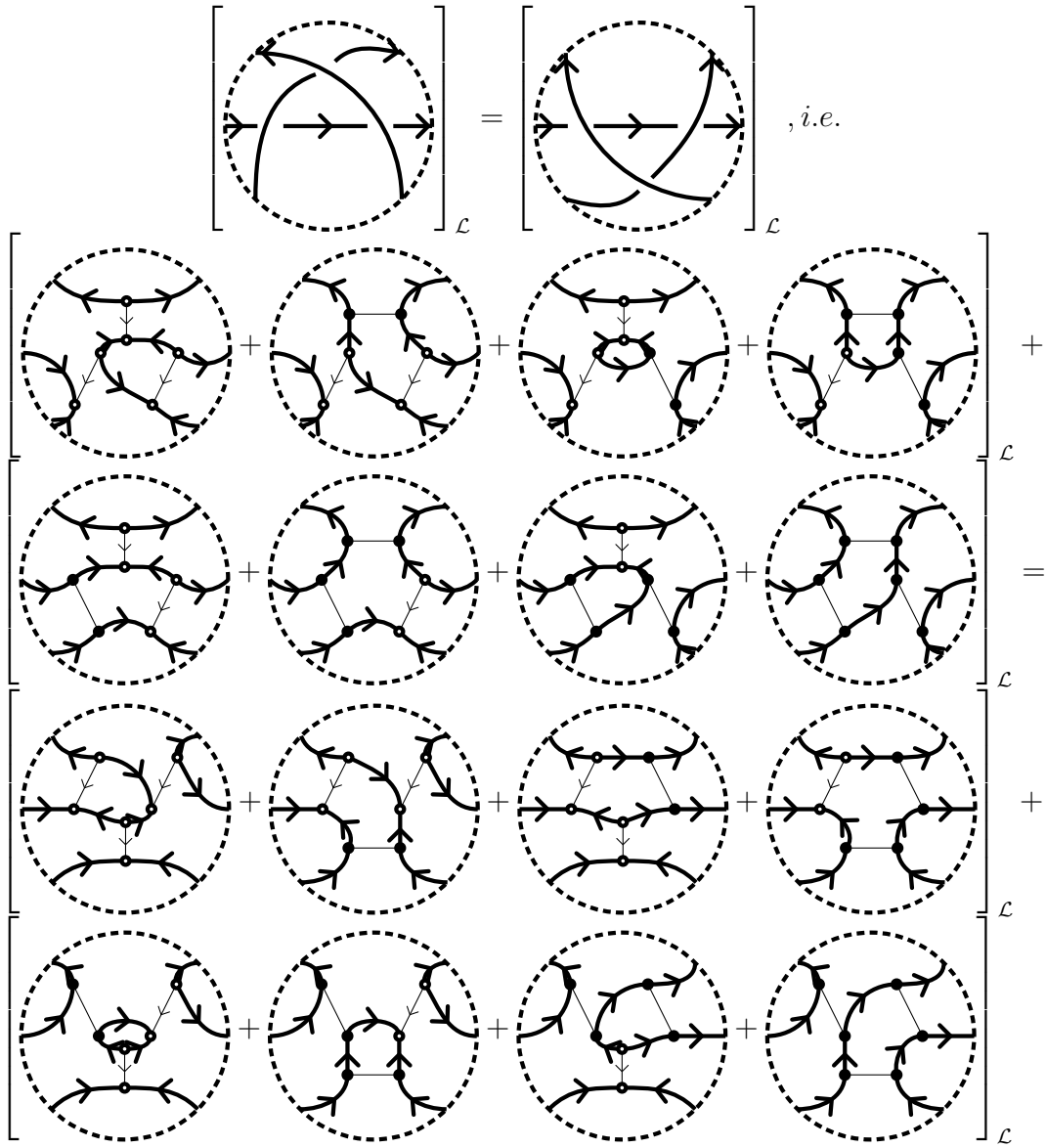


Figure 8: The label bracket $[\cdot]_{\mathcal{L}}$ is invariant under the third Reidemeister move

$$\langle \mathcal{O} \rangle = 1$$

$$\left\langle \begin{array}{c} \text{A} \\ \diagdown \quad \diagup \\ \text{B} \quad \text{B} \\ \diagup \quad \diagdown \\ \text{A} \end{array} \right\rangle = A \cdot \left\langle \begin{array}{c} \text{---} \\ \text{---} \end{array} \right\rangle + A^{-1} \cdot \left\langle \begin{array}{c} \text{---} \\ \text{---} \end{array} \right\rangle$$

$$\langle \mathcal{O} \cup D \rangle = (-A^2 - A^{-2}) \cdot \langle D \rangle$$

Figure 9: Relations of the Kauffman bracket $\langle \cdot \rangle$, where \mathcal{O} is a diagram of unknot without crossings, and D is a classical knot diagram

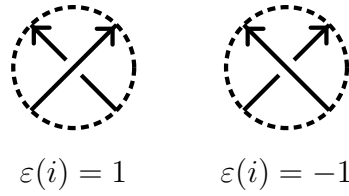


Figure 10: Rules to define the sign $\varepsilon(i)$ of the i -th crossing

Theorem 2. *Let D be an oriented classical knot diagram, $w(D)$ be the writhe of D , and $\langle D \rangle$ be the Kauffman bracket of D . The Jones polynomial [1985Jones], [1987Kauffman]*

$$\mathcal{X}(D) = (-A)^{-3w(D)} \langle D \rangle \quad (3)$$

is a particular case of the label bracket $[D]_{\mathcal{L}}$.

Proof. Taking into account the relations of the Kauffman bracket $\langle \cdot \rangle$ given in Fig. 9, we represent formula (3) as the relations, see Fig. 11.

In view of the relations given in Fig. 11, the Jones polynomial $\mathcal{X}(\cdot)$ can be obtained from the label bracket $[\cdot]_{\mathcal{L}}$ as follows:

- 1) each unoriented thin edge incident to vertices denoted by empty circles (together with both these circles) is replaced with multiplication by $-A^{-2}$;
- 2) each oriented thin edge incident to vertices denoted by solid circles (together with both these circles) is replaced with multiplication by $-A^{-4}$;

$$R_{JP1} : \mathcal{X}(\mathcal{O}) = 1$$

$$R_{JP2} : \mathcal{X} \left(\begin{array}{c} \text{Diagram with vertices } A, B \end{array} \right) = (-A)^{-3} \cdot \left(A \cdot \mathcal{X} \left(\begin{array}{c} \text{Diagram with vertices } A \end{array} \right) + A^{-1} \cdot \mathcal{X} \left(\begin{array}{c} \text{Diagram with vertices } B \end{array} \right) \right)$$

$$R_{JP3} : \mathcal{X} \left(\begin{array}{c} \text{Diagram with vertices } A, B \end{array} \right) = (-A)^3 \cdot \left(A \cdot \mathcal{X} \left(\begin{array}{c} \text{Diagram with vertices } A \end{array} \right) + A^{-1} \cdot \mathcal{X} \left(\begin{array}{c} \text{Diagram with vertices } B \end{array} \right) \right)$$

$$R_{JP4} : \mathcal{X}(\mathcal{O} \cup D) = (-A^2 - A^{-2}) \cdot \mathcal{X}(D)$$

Figure 11: Relations of the Jones polynomial $\mathcal{X}(\cdot)$, where \mathcal{O} is a diagram of unknot without crossings, and D is a classical knot diagram

- 3) each oriented thin edge incident to vertices denoted by empty circles (together with both these circles) is replaced with multiplication by $-A^4$;
- 4) each unoriented thin edge incident to vertices denoted by solid circles (together with both these circles) is replaced with multiplication by $-A^2$;
- 5) any information on orientation of the graph edges is removed.

Therefore, we obtain that relation $R_{S,1}$ gives relation $R_{JP,2}$, see Fig. 12. Relation $R_{S,2}$ gives relation $R_{JP,3}$ in the same way.

Relation $R_{2,1}$ gives relation $R_{JP,4}$, see Fig. 13. Relations $R_{2,2} - R_{2,4}$ give relation $R_{JP,4}$ in the same way.

Taking into account relation $R_{JP,4}$ obtained above, we have that relation $R_{1,1}$ is reduced to a trivial identity, see Fig. 14. Relation $R_{1,2}$ is reduced to a trivial identity in the same way.

Taking into account relation $R_{JP,4}$ obtained above, we have that relation $R_{3,1}$ is reduced to a trivial identity.

Finally, it is necessary to add normalisation relation $R_{JP,1}$.

□

$$R_{S,1} : \left[\begin{array}{c} \text{Diagram with crossing and labels } A, B \end{array} \right]_{\mathcal{L}} = \left[\begin{array}{c} \text{Diagram 1} \\ + \\ \text{Diagram 2} \end{array} \right]_{\mathcal{L}}$$

Steps 1 – 4 give

$$\left[\begin{array}{c} \text{Diagram with crossing and labels } A, B \end{array} \right]_{\mathcal{L}} = -A^{-2} \cdot \left[\begin{array}{c} \text{Diagram 1} \end{array} \right]_{\mathcal{L}} - A^{-4} \cdot \left[\begin{array}{c} \text{Diagram 2} \end{array} \right]_{\mathcal{L}}$$

Step 5 gives

$$R_{JP,2} : \mathcal{X} \left(\left[\begin{array}{c} \text{Diagram with crossing and labels } A, B \end{array} \right]_{\mathcal{L}} \right) = (-A)^{-3} \cdot \left(A \cdot \mathcal{X} \left(\left[\begin{array}{c} \text{Diagram 1} \end{array} \right]_{\mathcal{L}} \right) + A^{-1} \cdot \mathcal{X} \left(\left[\begin{array}{c} \text{Diagram 2} \end{array} \right]_{\mathcal{L}} \right) \right)$$

Figure 12: Relation $R_{JP,2}$ of the Jones polynomial $\mathcal{X}(\cdot)$ is obtained from relation $R_{S,1}$ of the label bracket $[\cdot]_{\mathcal{L}}$

$$R_{2.1} : \left[\begin{array}{c} \text{Diagram 1} \\ \text{Diagram 2} \\ \text{Diagram 3} \\ \text{Diagram 4} \end{array} \right]_{\mathcal{L}} = \left[\begin{array}{c} \text{Diagram 5} \end{array} \right]_{\mathcal{L}}$$

Steps 1 – 4 give

$$\text{Diagram 1} + \text{Diagram 2} + A^{-2} \cdot \text{Diagram 3} + A^2 \cdot \text{Diagram 4} = \text{Diagram 5}$$

Step 5 gives

$$\text{Diagram 6} = -A^{-2} \cdot \text{Diagram 7} - A^2 \cdot \text{Diagram 8}$$

Therefore, we have

$$R_{JP4} : \mathcal{X}(\mathcal{O} \cup D) = (-A^2 - A^{-2}) \cdot \mathcal{X}(D).$$

Figure 13: Relation R_{JP4} of the Jones polynomial $\mathcal{X}(\cdot)$ is obtained from relation $R_{2.1}$ of the label bracket $[\cdot]_{\mathcal{L}}$

$$R_{1.1} : \left[\begin{array}{c} \text{Diagram 1} \\ \text{Diagram 2} \end{array} \right]_{\mathcal{L}} = \left[\begin{array}{c} \text{Diagram 3} \end{array} \right]_{\mathcal{L}}$$

Steps 1 – 4 give

$$-A^2 \cdot \left[\begin{array}{c} \text{Diagram 1} \\ \text{Diagram 2} \end{array} \right] + A^4 \cdot \left[\begin{array}{c} \text{Diagram 3} \end{array} \right] = \left[\begin{array}{c} \text{Diagram 4} \end{array} \right]$$

Taking into account relation R_{JP4} and Step 5, we have

$$-A^2 \cdot (-A^2 - A^{-2}) \cdot \left[\begin{array}{c} \text{Diagram 4} \end{array} \right] + A^4 \cdot \left[\begin{array}{c} \text{Diagram 4} \end{array} \right] = \left[\begin{array}{c} \text{Diagram 4} \end{array} \right]$$

Figure 14: Relation $R_{1.1}$ of the label bracket $[\cdot]_{\mathcal{L}}$ is reduced to a trivial identity

3.2 The Kuperberg bracket $|\cdot\rangle_{A_2}$ as a particular case of the label bracket $[\cdot]_{\mathcal{L}}$

Theorem 3. *The Kuperberg bracket $|\cdot\rangle_{A_2}$ [1991Kuperberg] defined by the relations given in Fig. 15 is a particular case of the label bracket $[\cdot]_{\mathcal{L}}$.*

Proof. The Kuperberg bracket $|\cdot\rangle_{A_2}$ can be obtained from the label bracket $[\cdot]_{\mathcal{L}}$ as follows:

- 1) each unoriented thin edge incident to vertices denoted by empty circles is replaced with multiplication by $q^{-\frac{1}{3}}$;
- 2) both vertices denoted by solid circles and incident to oriented thin edge are replaced with multiplication by $-q^{\frac{1}{6}}$;
- 3) both vertices denoted by empty circles and incident to oriented thin edge are replaced with multiplication by $-q^{-\frac{1}{6}}$;
- 4) each unoriented thin edge incident to vertices denoted by solid circles is replaced with multiplication by $q^{\frac{1}{3}}$;
- 5) all edges are denoted by thick lines.

Therefore, we immediately obtain that relation $R_{S.1}$ gives relation $R_{A2.5}$, while relation $R_{S.2}$ gives relation $R_{A2.6}$.

Relations $R_{1.1}$ and $R_{1.2}$ are removed at all, since these relations correspond to the first Reidemeister move, while the Kuperberg bracket $|\cdot\rangle_{A_2}$ is invariant under ambient isotopy of classical knot diagrams.

Relation $R_{2.1}$ gives relation $R_{A2.3}$, see Fig. 16, while relation $R_{2.3}$ gives relations $R_{A2.2}$ and $R_{A2.4}$, see Fig. 17. Relations $R_{2.2}$ and $R_{2.4}$ give relations $R_{A2.2} - R_{A2.4}$ in the same way.

Taking into account relations $R_{A2.3}$ and $R_{A2.4}$ of the Kuperberg bracket $|\cdot\rangle_{A_2}$ obtained above, we have that relation $R_{3.1}$ of the label bracket $[\cdot]_{\mathcal{L}}$ is reduced to a trivial identity.

Finally, it is necessary to add normalisation relation $R_{A2.1}$.

□

$$R_{A2.1} : |\emptyset\rangle_{A_2} = 1$$

$$R_{A2.2} : \left| \begin{array}{c} \text{Dashed circle with a solid inner circle and a clockwise arrow} \\ \hline \end{array} \right\rangle_{A_2} = (q + 1 + q^{-1}) \cdot \left| \begin{array}{c} \text{Dashed circle} \\ \hline \end{array} \right\rangle_{A_2}$$

$$R_{A2.3} : \left| \begin{array}{c} \text{Dashed circle with a central circle and four arrows pointing outwards} \\ \hline \end{array} \right\rangle_{A_2} = (q^{\frac{1}{2}} + q^{-\frac{1}{2}}) \cdot \left| \begin{array}{c} \text{Dashed circle with a horizontal arrow} \\ \hline \end{array} \right\rangle_{A_2}$$

$$R_{A2.4} : \left| \begin{array}{c} \text{Dashed circle with a square and four arrows pointing outwards} \\ \hline \end{array} \right\rangle_{A_2} = \left| \begin{array}{c} \text{Dashed circle with two curved arrows} \\ \hline \end{array} \right\rangle_{A_2} + \left| \begin{array}{c} \text{Dashed circle with two curved arrows} \\ \hline \end{array} \right\rangle_{A_2}$$

$$R_{A2.5} : \left| \begin{array}{c} \text{Dashed circle with two diagonal arrows labeled A and B} \\ \hline \end{array} \right\rangle_{A_2} = -q^{\frac{1}{6}} \cdot \left| \begin{array}{c} \text{Dashed circle with a Y-junction} \\ \hline \end{array} \right\rangle_{A_2} + q^{-\frac{1}{3}} \cdot \left| \begin{array}{c} \text{Dashed circle with two curved arrows} \\ \hline \end{array} \right\rangle_{A_2}$$

$$R_{A2.6} : \left| \begin{array}{c} \text{Dashed circle with two diagonal arrows labeled B and A} \\ \hline \end{array} \right\rangle_{A_2} = -q^{-\frac{1}{6}} \cdot \left| \begin{array}{c} \text{Dashed circle with a Y-junction} \\ \hline \end{array} \right\rangle_{A_2} + q^{\frac{1}{3}} \cdot \left| \begin{array}{c} \text{Dashed circle with two curved arrows} \\ \hline \end{array} \right\rangle_{A_2}$$

Figure 15: Relations of the Kuperberg bracket $|\cdot\rangle_{A_2}$

$$R_{2.1} : \left[\begin{array}{c} \text{Diagram 1} \\ \text{Diagram 2} \\ \text{Diagram 3} \\ \text{Diagram 4} \end{array} \right]_{\mathcal{L}} = \left[\begin{array}{c} \text{Diagram 5} \end{array} \right]_{\mathcal{L}}$$

Steps 1 – 5 give

$$\text{Diagram 1} + \text{Diagram 2} - q^{\frac{1}{2}} \cdot \text{Diagram 3} - q^{-\frac{1}{2}} \cdot \text{Diagram 4} = \text{Diagram 5}$$

Therefore, we have

$$R_{A2.3} : \left| \begin{array}{c} \text{Diagram 1} \\ \text{Diagram 2} \end{array} \right\rangle_{A_2} = \left(q^{\frac{1}{2}} + q^{-\frac{1}{2}} \right) \cdot \left| \begin{array}{c} \text{Diagram 3} \end{array} \right\rangle_{A_2}$$

Figure 16: Relation $R_{A2.3}$ of the Kuperberg bracket $|\cdot\rangle_{A_2}$ is obtained from relation $R_{2.1}$ of the label bracket $[\cdot]_{\mathcal{L}}$

$$R_{2.3} : \left[\begin{array}{c} \text{Diagram 1} \\ \text{Diagram 2} \\ \text{Diagram 3} \\ \text{Diagram 4} \end{array} \right]_{\mathcal{L}} = \left[\begin{array}{c} \text{Diagram 5} \\ \text{Diagram 6} \end{array} \right]_{\mathcal{L}}$$

Steps 1 – 5 give

$$\text{Diagram 1} + \text{Diagram 2} - q^{\frac{1}{2}} \cdot \text{Diagram 3} - q^{-\frac{1}{2}} \cdot \text{Diagram 4} = \text{Diagram 5}$$

We use $R_{A2.3}$ for 3 – th and 4 – th terms, then

$$\text{Diagram 1} + \text{Diagram 2} = \text{Diagram 5} + \text{Diagram 6} + (q + 1 + q^{-1}) \cdot \text{Diagram 7}$$

Therefore, we have

$$R_{A2.4} : \left| \begin{array}{c} \text{Diagram 1} \\ \text{Diagram 2} \\ \text{Diagram 3} \\ \text{Diagram 4} \end{array} \right\rangle_{A_2} = \left| \begin{array}{c} \text{Diagram 5} \\ \text{Diagram 6} \end{array} \right\rangle_{A_2} + \left| \begin{array}{c} \text{Diagram 7} \\ \text{Diagram 8} \end{array} \right\rangle_{A_2},$$

$$R_{A2.2} : \left| \begin{array}{c} \text{Diagram 9} \\ \text{Diagram 10} \end{array} \right\rangle_{A_2} = (q + 1 + q^{-1}) \cdot \left| \begin{array}{c} \text{Diagram 11} \\ \text{Diagram 12} \end{array} \right\rangle_{A_2}.$$

Figure 17: Relations $R_{A2.2}$ and $R_{A2.4}$ of the Kuperberg bracket $|\cdot\rangle_{A_2}$ are obtained from relation $R_{2.3}$ of the label bracket $[\cdot]_{\mathcal{L}}$

4 The label bracket $[\cdot]_{\mathcal{L}}$ for virtual knots

In the previous section, we constructed various realisations of the label bracket $[\cdot]_{\mathcal{L}}$ as polynomial invariants of classical knots.

In all the above cases, after reducing with respect to the relations given in Figs. 2–5, we get a polynomial by calculating values of the simplest pictures (circles).

Nevertheless, from the reduction relations it does not follow immediately that the values of the invariant are polynomials. Moreover, there is no evidence of having variables instead of dots.

In the present section, we construct an invariant of *virtual links* valued in *graphs*. Namely, we use the same relations given in Figs. 2–5 as above, but the pictures are not reduced any more to polynomials.

The argument is similar to that from [2014ManturovKauffman]. More precisely, the invariant constructed in [2014ManturovKauffman] is valued in linear combinations of graphs and is a specification of our polynomial.

The advantage of the invariant from [2014ManturovKauffman] is that it is more concrete: it gives linear combinations of specific graphs and not elements of some module generated by graphs modulo relations.

In Section 6, we do the same for the case of knotoids.

A *virtual knot diagram* is a planar regular 4-graph where each crossing is either *classical* or *virtual*. In the former case, the crossing is endowed with over/under information as usual, i.e. \times and \times , while in the latter case the crossing is encircled as \otimes . Besides planar graphs, we also allow circular components having no crossings.

Virtual knot diagrams can be oriented as well as classical knot diagrams.

Our strategy will be to ignore virtual crossings and consider virtual knot diagrams as collections of classical crossings with an information how they are connected to each other. To this end, we shall define the *virtual picture* as an equivalence class of virtual knot diagrams modulo the detour move, see an example in Fig. 18. This detour move admits local versions called the *virtual* and *semivirtual Reidemeister moves*, see Fig. 19.

In other words, we can say that a virtual picture is an equivalence class of virtual knot diagrams modulo virtual and semivirtual Reidemeister moves.

A *virtual link* is an equivalence class of virtual pictures modulo classical Reidemeister moves, which deal with classical crossings only. A *virtual knot* is an one-component virtual link.

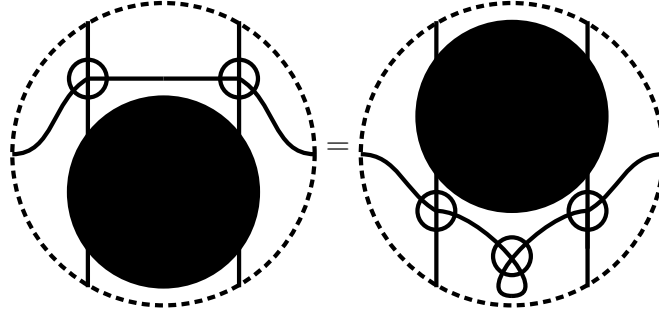


Figure 18: An example: the detour move on two strands

Now, we can generalise the definitions of the above invariants to virtual knots and links.

The only difference with the above text will be that the graphs of the label bracket $[\cdot]_{\mathcal{L}}$ are not trivalent any more; they are allowed to have 4-valent vertices denoted by \otimes . Alternatively, these graphs can be treated as immersed trivalent graphs with 4-valent crossings being artifacts of the immersion.

However, let us give formal definitions.

By a *virtual label graph* we mean a planar connected graph having $2 \cdot n$ 3-valent vertices of types given in Fig. 1, where $n \in \mathbb{Z}^+$, and some 4-valent vertices denoted by \otimes .

Denote by $V(G)$ a module over \mathbb{Z} generated by virtual label graphs modulo relations (1), the relations given in Fig. 19 on the top and in Fig. 20.

Let D be an oriented virtual knot diagram having n classical crossings.

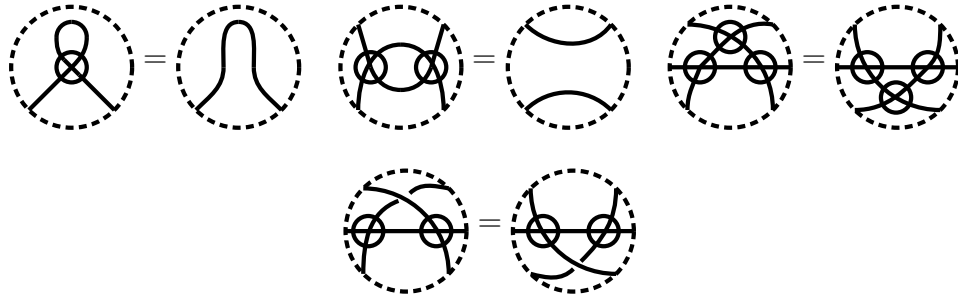
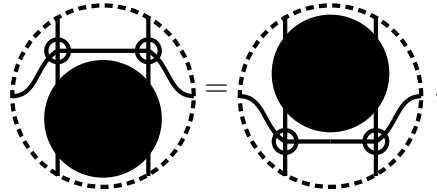


Figure 19: The virtual (top) and semivirtual (bottom) Reidemeister moves



where each solid circle is replaced by the same fragment of the form

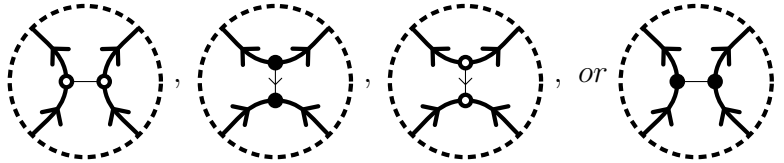


Figure 20: A version of the semivirtual Reidemeister move for virtual label graphs

In order to smooth classical crossings of the diagram D , we follow the approach given on page 3. States of the diagram D are defined in a way given on page 3.

The label bracket $[D]_{\mathcal{L}}$ of an oriented virtual knot diagram D is the sum (2) modulo relations (1), the relations given in Fig. 19 on the top and in Fig. 20. Therefore, if D is an oriented virtual knot diagram, then the label bracket $[D]_{\mathcal{L}}$ takes values in $V(G)$.

The sum (2) is taken over all possible states of the diagram D . Here s is a state of the diagram D , and $G_s(D)$ is a virtual label graph, which is obtained as a result of smoothing each classical crossing of D according to the state s by the smoothing relations $R_{S,1}$ and $R_{S,2}$ given in Fig. 5.

Theorem 4. *The label bracket $[\cdot]_{\mathcal{L}}$ is invariant under isotopy of virtual links.*

Proof. Figs. 6 – 8 show that the label bracket $[\cdot]_{\mathcal{L}}$ is invariant under all three classical Reidemeister moves. It is well known that the considered variants of orientations are sufficient. In addition, the label bracket $[\cdot]_{\mathcal{L}}$ is invariant under the semivirtual Reidemeister move, see Fig. 21 for the proof in one of the possible cases (the proof for the remaining cases is the same). An invariance under all three virtual Reidemeister moves is obvious. \square

Theorem 5. *The picture-valued Kuperberg bracket $|\cdot\rangle_{A_2}$ [2014ManturovKauffman] defined for virtual knots by the relations given in Fig. 15, where $q = A^{-6}$, is*

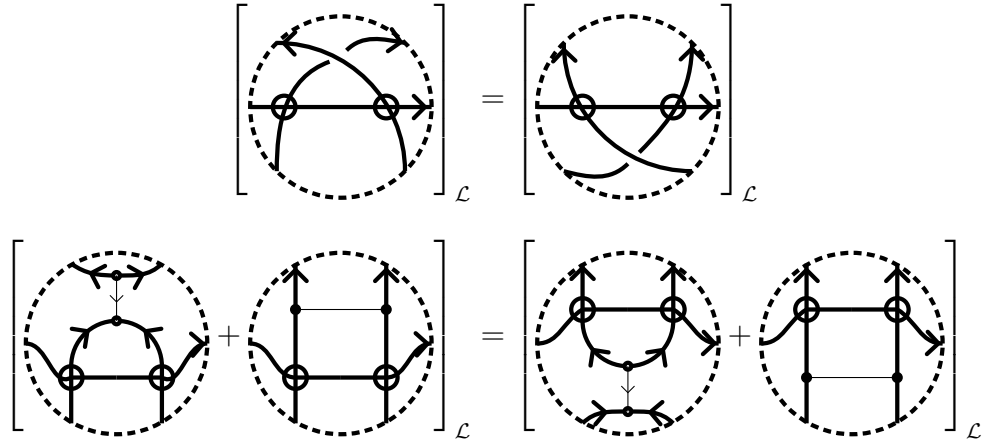


Figure 21: The label bracket $[\cdot]_{\mathcal{L}}$ is invariant under the semivirtual Reidemeister move

a particular case of the label bracket $[\cdot]_{\mathcal{L}}$.

Proof. The theorem is proved by analogy with Theorem 3. \square

Let us give an example of a virtual link L such that the Kuperberg bracket $|L\rangle_{A_2}$ is a sum of graphs, i.e. takes values in pictures and can not be reduced to a polynomial in variables q . Consider a virtual link L , which can be embedded in the thickened torus, see Fig. 22 (a). The Kuperberg bracket $|L\rangle_{A_2}$ contains a graph given in Fig. 22 (b), which, according to the relations given in Fig. 15, admits no simplification. Indeed, all four faces of this graph are hexagons, and all other graphs in the sum have the less number of vertices. Here by a face of a graph G embedded in the 2-dimensional torus T^2 we mean a connected component of the set $T^2 \setminus G$. This example shows how to construct any number of virtual links embedded in the thickened torus such that the Kuperberg bracket $|L\rangle_{A_2}$ is a sum of graphs.

5 The normalised arrow polynomial $\mathcal{W}[\cdot]$ as a particular case of the label bracket $[\cdot]_{\mathcal{L}}$

The arrow polynomial $\mathcal{A}[\cdot]$ [2007Kauffman] is defined by the relations given in Fig. 23. In the last relation, following [2007Kauffman], we illustrate how the disoriented smoothing is a local disjoint union of two vertices. Each

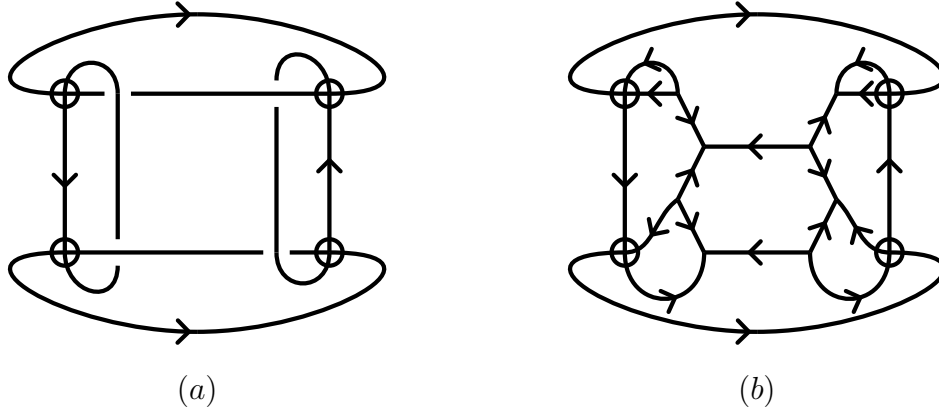


Figure 22: An example: a virtual link L (a) and its graph in the Kuperberg bracket $|L\rangle_{A_2}$ having 4 hexagons (b)

vertex is denoted by an angle with arrows either both entering the vertex or both leaving the vertex. Furthermore, the angle locally divides the plane into two parts: one part is the span of an acute angle (of size less than π); the other part is the span of an obtuse angle. We refer to the span of the acute angle as the inside of the vertex, and label the insides of the vertices with the symbol $\#$.

In the case of classical knots, the arrow polynomial $\mathcal{A}[\cdot]$ can be reduced to the Kauffman bracket $\langle \cdot \rangle$. However, in the case of virtual knots, the arrow polynomial $\mathcal{A}[\cdot]$ takes values in linear combinations of circles with zigzags and is of particular interest.

Theorem 6. *Let D be an oriented virtual knot diagram, $w(D)$ be the writhe of D , and $\mathcal{A}[D]$ be the arrow polynomial of D . The normalised arrow polynomial [2007Kauffman]*

$$\mathcal{W}[D] = (-A)^{-3w(D)} \mathcal{A}[D] \quad (4)$$

is a particular case of the label bracket $[D]_{\mathcal{L}}$.

Proof. Taking into account the relations of the arrow polynomial $\mathcal{A}[D]$ given in Fig. 23, we represent formula (4) as the relations, see Fig. 24.

In view of the relations given in Fig. 24, we have to show that the normalised arrow polynomial $\mathcal{W}[\cdot]$ is the partial case of the label bracket $[\cdot]_{\mathcal{L}}$.

To this end, we perform the following simplifying procedures.

First, we remove all thin edges.

$$\begin{aligned}
\mathcal{A} \left[\begin{array}{c} \text{Diagram 1} \end{array} \right] &= \mathcal{A} \cdot \mathcal{A} \left[\begin{array}{c} \text{Diagram 2} \end{array} \right] + \mathcal{A}^{-1} \cdot \mathcal{A} \left[\begin{array}{c} \text{Diagram 3} \end{array} \right] \\
\mathcal{A} \left[\begin{array}{c} \text{Diagram 4} \end{array} \right] &= \mathcal{A}^{-1} \cdot \mathcal{A} \left[\begin{array}{c} \text{Diagram 2} \end{array} \right] + \mathcal{A} \cdot \mathcal{A} \left[\begin{array}{c} \text{Diagram 3} \end{array} \right] \\
\mathcal{A}[\mathcal{O} \cup D] &= (-A^2 - A^{-2}) \cdot \mathcal{A}[D] \\
\mathcal{A} \left[\begin{array}{c} \text{Diagram 5} \end{array} \right] &= \mathcal{A} \left[\begin{array}{c} \text{Diagram 6} \end{array} \right]
\end{aligned}$$

Figure 23: Relations of the arrow polynomial $\mathcal{A}[\cdot]$

$$\begin{aligned}
R_{W.1} : \mathcal{W} \left[\begin{array}{c} \text{Diagram 1} \end{array} \right] &= (-A)^{-3} \cdot \left(\mathcal{A} \cdot \mathcal{W} \left[\begin{array}{c} \text{Diagram 2} \end{array} \right] + \mathcal{A}^{-1} \cdot \mathcal{W} \left[\begin{array}{c} \text{Diagram 3} \end{array} \right] \right) \\
R_{W.2} : \mathcal{W} \left[\begin{array}{c} \text{Diagram 4} \end{array} \right] &= (-A)^3 \cdot \left(\mathcal{A}^{-1} \cdot \mathcal{W} \left[\begin{array}{c} \text{Diagram 2} \end{array} \right] + \mathcal{A} \cdot \mathcal{W} \left[\begin{array}{c} \text{Diagram 3} \end{array} \right] \right) \\
R_{W.3} \text{ (the loop value relation)} : \mathcal{W}[\mathcal{O} \cup D] &= (-A^2 - A^{-2}) \cdot \mathcal{W}[D] \\
R_{W.4} \text{ (the reduction relation)} : \mathcal{W} \left[\begin{array}{c} \text{Diagram 5} \end{array} \right] &= \mathcal{W} \left[\begin{array}{c} \text{Diagram 6} \end{array} \right]
\end{aligned}$$

Figure 24: Relations of the normalised arrow polynomial $\mathcal{W}[\cdot]$

More precisely,

- 1) each unoriented thin edge incident to vertices denoted by empty circles (together with both these circles) is replaced with multiplication by $-A^{-2}$;
- 2) each oriented thin edge incident to vertices denoted by solid circles is replaced with multiplication by $-A^{-4}$, both small areas bounded by edges adjacent to the removed edge are labeled with the symbol #, while both endpoints of the removed edge are remained the same;
- 3) each oriented thin edge incident to vertices denoted by empty circles is replaced with multiplication by $-A^4$, both small areas bounded by edges adjacent to the removed edge are labeled with the symbol #, while each endpoint of the removed edge is replaced with a solid circle;
- 4) each unoriented thin edge incident to vertices denoted by solid circles (together with both these circles) is replaced with multiplication by $-A^2$.

This gives rise to relation $R_{W,1}$ in its form shown in Fig. 25. By analogy, relation $R_{W,2}$ can be obtained.

$$R_{S,1} : \left[\begin{array}{c} \text{Diagram 1} \end{array} \right]_{\mathcal{L}} = \left[\begin{array}{c} \text{Diagram 2} + \text{Diagram 3} \end{array} \right]_{\mathcal{L}}$$

Steps 1 – 4 give

$$R_{W,1} : \mathcal{W} \left[\begin{array}{c} \text{Diagram 1} \end{array} \right] = -A^{-2} \cdot \mathcal{W} \left[\begin{array}{c} \text{Diagram 2} \end{array} \right] - A^{-4} \cdot \mathcal{W} \left[\begin{array}{c} \text{Diagram 3} \end{array} \right].$$

Figure 25: Relation $R_{W,1}$ of the normalised arrow polynomial $\mathcal{W}[\cdot]$ is obtained from relation $R_{S,1}$ of the label bracket $[\cdot]_{\mathcal{L}}$

Now, we are left to show that the loop value relation $R_{W,3}$ and the reduction relation $R_{W,4}$ cancelling two consecutive cusps are indeed *stronger* than the relations we are left after the simplifications made.

Indeed, Fig. 26 shows that relation $R_{2,3}$ gives the reduction relation $R_{W,4}$ and the loop value relation $R_{W,3}$.

Note that the value of a single circle can be imposed arbitrarily, so we can choose it to be 1 as in the case of the arrow bracket.

Hence, the normalised arrow polynomial $\mathcal{W}[\cdot]$ is a specification of the label bracket $[\cdot]_{\mathcal{L}}$. □

6 The label bracket $[\cdot]_{\mathcal{L}}$ for knotoids

In the present section, we shall show that the label bracket $[\cdot]_{\mathcal{L}}$ defined in Section 2 for the case of classical knots can be defined literally in the same way for the case of knotoids. The reason is that knotoids, as well as classical knots and virtual knots, are equivalence classes of some diagrams modulo Reidemeister moves.

Knotoids were first introduced by Turaev [2012Turaev]. We shall distinguish between two types of knotoids, the *planar ones* and the *spherical ones*.

A *knotoid diagram* on the plane is an image of a generic immersion of $[0, 1]$ in \mathbb{R}^2 with all intersections being endowed with over/under crossing structure.

For example, a knotoid with two crossings is shown in Fig. 27.

Any knotoid diagram on the plane can be equivalently treated as a diagram in S^2 . Hence, we can perform Reidemeister moves either in \mathbb{R}^2 or in S^2 .

A *planar knotoid* is an equivalence class of knotoid diagrams modulo Reidemeister moves in \mathbb{R}^2 .

A *spherical knotoid* is an equivalence class of knotoid diagrams modulo Reidemeister moves in S^2 . The main difference between these two classes is the possibility of pulling the strand over the infinite point, see an example in Fig. 28. Therefore, spherical knotoids can be considered as an equivalence class of planar knotoids modulo the "pulling over infinity" move.

Now, we are ready to define the label bracket $[\cdot]_{\mathcal{L}}$ for both planar and spherical knotoids.

The only difference with the above text will be that the graphs of the label bracket $[\cdot]_{\mathcal{L}}$ are planar connected graphs having vertices of types given in Fig. 1 and, in addition, two vertices of both types given in Fig. 29.

$$R_{2,3} : \left[\begin{array}{c} \text{Diagram 1} \\ \text{Diagram 2} \\ \text{Diagram 3} \\ \text{Diagram 4} \end{array} \right]_{\mathcal{L}} = \left[\begin{array}{c} \text{Diagram 5} \\ \text{Diagram 6} \end{array} \right]_{\mathcal{L}}$$

Steps 1 – 4 give

$$\left[\begin{array}{c} \text{Diagram 1} \\ \text{Diagram 2} \end{array} \right]_{\mathcal{L}} + \left[\begin{array}{c} \text{Diagram 3} \\ \text{Diagram 4} \end{array} \right]_{\mathcal{L}} + A^{-2} \cdot \left[\begin{array}{c} \text{Diagram 5} \\ \text{Diagram 6} \end{array} \right]_{\mathcal{L}} + A^2 \cdot \left[\begin{array}{c} \text{Diagram 7} \\ \text{Diagram 8} \end{array} \right]_{\mathcal{L}} = \left[\begin{array}{c} \text{Diagram 9} \\ \text{Diagram 10} \end{array} \right]_{\mathcal{L}}$$

Therefore, we have $R_{W,4}$ in the form

$$\mathcal{W} \left[\begin{array}{c} \text{Diagram 1} \\ \text{Diagram 2} \end{array} \right] = \mathcal{W} \left[\begin{array}{c} \text{Diagram 3} \\ \text{Diagram 4} \end{array} \right],$$

and, taking into account $R_{W,4}$, we obtain $R_{W,3}$ in the form

$$\mathcal{W} \left[\begin{array}{c} \text{Diagram 5} \\ \text{Diagram 6} \end{array} \right] = (-A^2 - A^{-2}) \cdot \mathcal{W} \left[\begin{array}{c} \text{Diagram 7} \\ \text{Diagram 8} \end{array} \right].$$

Figure 26: The reduction relation $R_{W,4}$ and the loop value relation $R_{W,3}$ of the normalised arrow polynomial $\mathcal{W}[\cdot]$ are obtained from relation $R_{2,3}$ of the label bracket $[\cdot]_{\mathcal{L}}$




Figure 27: An example: a knotoid with two crossings

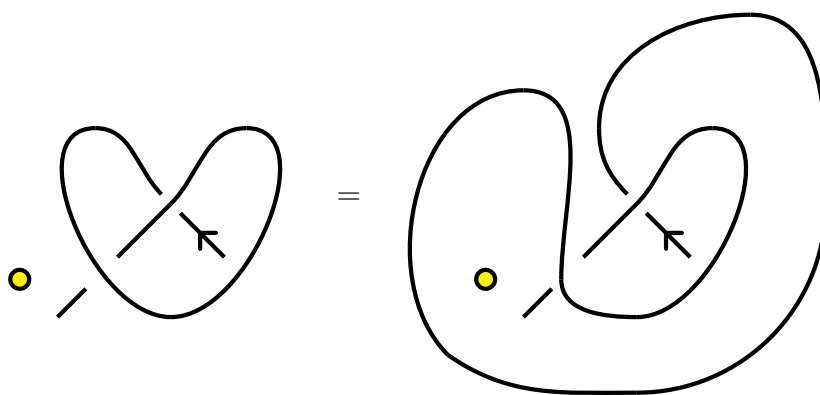


Figure 28: An example: pulling the strand of a knotoid over the infinite point, which is marked by yellow

However, let us give formal definitions.

By *knotoid label graphs* we mean planar connected graphs having $2 \cdot n$ 3-valent vertices of types given in Fig. 1, where $n \in \mathbb{Z}^+$, and, in addition, two vertices of both types given in Fig. 29.

Let $P(G)$ be a module over \mathbb{Z} generated by knotoid label graphs modulo relations (1), and $S(G)$ be a module over \mathbb{Z} generated by knotoid label graphs modulo relations (1) and the "pulling over infinity" move.



Figure 29: Additional types of vertices of knotoid label graphs

Let D be an oriented knotoid diagram having n classical crossings. In order to smooth classical crossings of the diagram D , we follow the approach given on page 3. States of the diagram D are defined in a way given on page 3.

The *label bracket* $[D]_{\mathcal{L}}'$ of an oriented planar knotoid diagram D is the sum (2) modulo relations (1). Therefore, if D is an oriented planar knotoid diagram, then the label bracket $[D]_{\mathcal{L}}''$ takes values in $P(G)$.

The *label bracket* $[D]_{\mathcal{L}}''$ of an oriented spherical knotoid diagram D is the sum (2) modulo relations (1) and the "pulling over infinity" move. Therefore, if D is an oriented spherical knotoid diagram, then the label bracket $[D]_{\mathcal{L}}''$ takes values in $S(G)$.

The sum (2) of knotoid label graphs is taken over all possible states of the diagram D . Here s is a state of the diagram D , and $G_s(D)$ is a knotoid label graph, which is obtained as a result of smoothing each classical crossing of D according to the state s by the smoothing relations $R_{S,1}$ and $R_{S,2}$ given in Fig. 5.

Theorem 7. *The label bracket $[\cdot]_{\mathcal{L}}'$ is invariant under isotopy of planar knotoids.*

Proof. Figs. 6 – 8 show that the label bracket $[\cdot]_{\mathcal{L}}'$ is invariant under all three classical Reidemeister moves. It is well known that the considered variants of orientations are sufficient. \square

Theorem 8. *The label bracket $[\cdot]_{\mathcal{L}}''$ is invariant under isotopy of spherical knotoids.*

Proof. Figs. 6 – 8 show that the label bracket $[\cdot]_{\mathcal{L}}''$ is invariant under all three classical Reidemeister moves. It is well known that the considered variants of orientations are sufficient. The invariance under the "pulling over infinity" move is obvious. \square

References

- [1985Jones] V. F.R. Jones, A polynomial invariant for knots via von Neumann algebra, Bulletin of the American Mathematical Society, 12, (1985), 103111. doi:10.1090/s0273-0979-1985-15304-2.
- [2017ManturovIlyutko] D. P. Ilyutko, V. O. Manturov, Picture-valued bi-quandle bracket, arXiv:1701.06011v1 [math.GT] 21 Jan 2017.

- [2014ManturovKauffman] L. H. Kauffman, V. O. Manturov, A graphical construction of the $sl(3)$ invariant for virtual knots, Quantum topology, Volume 5, Issue 4, 2014, pp. 523539, DOI: 10.4171/QT/57
- [2008Miyazawa] Y. Miyazawa, A multivariable polynomial invariant for un-oriented virtual knots and links, Journal of Knot Theory and Its Ramifications, 17, (2008), no.11, 1311-1326.
- [1987Kauffman] Louis H. Kauffman, State models and the Jones polynomial. Topology 26 (1987), no. 3, 395–407.
- [2007Kauffman] L.H. Kauffman, An Extended Bracket Polynomial for Virtual Knots and Links, arXiv:0712.2546 [math.GT] 15 Dec 2007.
- [1991Kuperberg] G. Kuperberg, The Quantum G_2 Link Invariant, arXiv:math/9201302v1 [math.QA] 7 Oct 1991.
- [2012Turaev] V. Turaev, Knotoids, Osaka J. Math. Volume 49, Number 1 (2012), 195-223.