

Finding irrelevant vertices in linear time on bounded-genus graphs^{*,†}Petr A. Golovach[‡] Stavros G. Kolliopoulos[§] Giannos Stamoulis[¶]Dimitrios M. Thilikos^{||}**Abstract**

The *irrelevant vertex technique* provides a powerful tool for the design of parameterized algorithms for a wide variety of problems on graphs. A common characteristic of these problems, permitting the application of this technique on surface-embedded graphs, is the fact that every graph of large enough treewidth contains a vertex that is *irrelevant*, in the sense that its removal yields an equivalent instance of the problem. The straightforward application of this technique yields algorithms with running time that is *quadratic* in the size of the input graph. This running time is due to the fact that it takes linear time to detect one irrelevant vertex and the total number of irrelevant vertices to be detected is linear as well. Using advanced techniques, sub-quadratic algorithms have been designed for particular problems, even in general graphs. However, designing a general framework for linear-time algorithms has been open, even for the bounded-genus case. In this paper we introduce a general framework that enables finding in linear time an *entire* set of irrelevant vertices whose removal yields a bounded-treewidth graph, provided that the input graph has bounded genus. Our technique consists of decomposing any surface-embedded graph into a tree-structured collection of bounded-treewidth subgraphs where detecting globally irrelevant vertices can be done locally and independently. Our method is applicable to a wide variety of known graph containment or graph modification problems where the irrelevant vertex technique applies. Examples include the (INDUCED) MINOR FOLIO problem, the (INDUCED) DISJOINT PATHS problem, and the \mathcal{F} -MINOR-DELETION problem.

Keywords: Graph Minors, Treewidth, Disjoint Paths Problem, Planar Graphs, Surface-Embeddable Graphs, Irrelevant Vertex Technique.

*The first author was supported by the Research Council of Norway via the project BWCA (grant no. 314528). The two last authors were supported by the French-German Collaboration ANR/DFG Project UTMA (ANR-20-CE92-0027). The third author was also supported by the project BOBR that is funded from the European Research Council (ERC) under the European Union’s Horizon 2020 research and innovation programme with grant agreement No. 948057. The first and the last author where also supported by the Franco-Norwegian project PHC AURORA 2024.

[†]Emails: petr.golovach@uib.no, sgk@di.uoa.gr, giannos.stamoulis@mimuw.edu.pl, sedthilk@thilikos.info.

[‡]Department of Informatics, University of Bergen, Norway.

[§]Department of Informatics and Telecommunications, National and Kapodistrian University of Athens, Greece.

[¶]University of Warsaw, Poland. Most of the research work for this paper was conducted while G.S. was affiliated with (1) LIRMM, Univ Montpellier, CNRS, Montpellier, France, (2) the Department of Mathematics and the Department of Informatics and Telecommunications, National and Kapodistrian University of Athens, Greece, and (3) Inter-university Postgraduate Programme “Algorithms, Logic, and Discrete Mathematics” (ALMA), Athens, Greece.

^{||}LIRMM, Univ Montpellier, CNRS, Montpellier, France.



Contents

1	Introduction	1
2	Formal presentation of the result	3
2.1	Basic concepts on graphs	3
2.2	Formal description of our result	5
2.3	Outline of the proof of Theorem 2.3	5
3	Radial distance decompositions and nested cycle sequences	9
3.1	Radial distance decompositions	9
3.2	Aligned cycles	11
4	Bounding the treewidth of laminar stellations	12
4.1	Treewidth and walls in surfaces	12
4.2	Laminar stellations	13
5	Finding flows inside slices in linear time	14
5.1	Slices and their treewidth	14
5.2	Flows in slices	15
6	Removing all irrelevant vertices in linear time	17
6.1	Making a sphere-embedded graph 2-edge-connected	17
6.2	Deducing irrelevance from flows	18
6.3	Finding the irrelevant vertices	19
6.4	Bounding the treewidth	20
7	Dealing with surface-embeddable multi-rooted graphs	22
7.1	From surfaces to spheres	22
7.2	Maintaining the bound on treewidth	24
7.3	Wrap-up: proof of Theorem 2.3	25
8	Problems that have the insulation property	25
9	Open problems	26
A		32

1 Introduction

The *irrelevant vertex technique* was introduced by Robertson and Seymour in [57] for deriving a polynomial algorithm for the DISJOINT PATHS problem. This technique has nowadays evolved to a standard algorithmic paradigm for solving graph containment or graph modification problems [2, 28, 29, 33, 36, 37, 40, 43, 46, 49]. The general idea behind the technique is to exploit certain structural characteristics of the input that make possible to find a vertex of the input graph that is *problem-irrelevant*: its removal from an instance creates a new instance that is equivalent to the old one.

The archetypical example of the applicability of this technique is the PLANAR DISJOINT PATHS problem where, given a planar graph G and k pairs of terminals $\{(s_i, t_i) \mid i \in \{1, \dots, k\}\}$, the question is whether G has pairwise-disjoint paths P_1, \dots, P_k where P_i is a path from s_i to t_i , for $i \in \{1, \dots, k\}$. For this problem, the core structural characteristic is the “linkage theorem” proved in [59, 60]. This result implies the existence of a function $\ell : \mathbb{N} \rightarrow \mathbb{N}$ (called *the linkage function*) such that the existence of a sequence of $\ell(k)$ pairwise disjoint nested cycles in a plane embedding of G where all terminals are outside the “outer cycle” of this sequence implies that all paths of a solution of the PLANAR DISJOINT PATHS problem can be rerouted away from the “inner cycle” of this sequence. This in turn permits to safely discard from G all vertices inside the inner cycle and create an equivalent instance of PLANAR DISJOINT PATHS. Intuitively, this sequence of nested cycles “insulates” the terminals from the vertices declared irrelevant. Given that every graph of large enough treewidth contains the subdivision of a wall and, in planar graphs, such a wall certifies the aforementioned insulation sequence, as long as the treewidth of the input graph is above a certain threshold, we detect and discard irrelevant vertices until the treewidth becomes bounded. Then one may solve the problem in linear time using dynamic programming techniques. While this idea appears to be quite simple and intuitive, to prove that the above rerouting is indeed possible is non-trivial even in the case of planar graphs (see [3, 4, 30]). When it comes to problems on general graphs, the planarity condition is substituted by suitable notions of flatness that still permit a rerouting argument based on sufficiently big “insulation” [57, 59, 60], while additional machinery is required in order to find irrelevant vertices for “non-flat” instances.

In problems such as MINOR CONTAINMENT and “induced” or “rooted” variants of it, the above insulation property is not enough for declaring the vertices within the inner cycle irrelevant. Additionally, a “big enough” flow between vertices of the inner and the outer cycle is required. In this paper, we call the union of the insulating cycles and the paths of a flow traversing them a *railed nest*. Our results concern all problems where insulation by a railed nest is sufficient for declaring irrelevance. We refer to this problem property as the *insulation property*. A third family of problems that have the insulation property concerns graph modification problems where the question is to find a set of vertices whose removal may yield some particular minor-closed property, such as planarity (see [7, 46, 49, 52, 63]).

Actually, there are families of problems where for the applications of the irrelevant vertex technique the insulation property is not enough. The reason is that the existence of a railed nest implies that only a *subset* of the vertices inside the inner cycle is irrelevant and extra algorithmic effort is required in order to detect them. The most representative problem of this category is TOPOLOGICAL MINOR CONTAINMENT [33, 37] (see also [24, 28, 30, 31] for other results of this kind). In fact, there are situations where the irrelevant vertex argument relies on combinatorial conditions that extend the insulation argument and the method is combined with other advanced techniques in graph algorithm design [2, 21, 24, 25, 33, 45, 49]. Finally, there were recent attempts to derive general meta-algorithmic conditions for the applicability of the irrelevant vertex technique [22, 23, 32, 65, 66].

The sub-quadratic issue. As already indicated above, the straightforward application of the irrelevant vertex argument requires quadratic time. One typically needs time $\mathcal{O}(n)$ in order to detect an irrelevant vertex and remove it; this should be repeated as long as an irrelevant vertex can be detected, that is $\mathcal{O}(n)$ times. We stress that in general, the detection of the irrelevant vertex in $\mathcal{O}(n)$ time is not always a straightforward task. Even in the classic case of DISJOINT PATHS and MINOR CONTAINMENT, the original results of Robertson and Seymour in [57] required time $\mathcal{O}(n^2)$ to detect the irrelevant vertex. This was

later improved in linear time by Kawarabayashi, Kobayashi, and Reed in [42]. Nowadays, most algorithmic or meta-algorithmic applications of the irrelevant vertex technique require time $\mathcal{O}(n^2)$ (see [22, 32, 65]). However achieving sub-quadratic implementations of the irrelevant vertex technique remains an open challenge. This has been achieved for particular problems and, in all of them, the challenge that was met was to detect “many” irrelevant vertices at once, instead of finding them one by one. The first problem for which a linear-time algorithm was derived was PLANAR DISJOINT PATHS and its extension PLANAR DISJOINT CONNECTED SUBGRAPHS by Reed, Robertson, Schrijver, and Seymour in [54] (see also [53]). Also, the results of [53, 54] are applicable for every class of surface-embeddable graphs. Next, Mohar, in [51], used the irrelevant vertex technique in order to check whether a graph is embeddable in some particular surface in linear time. The algorithm of [51] was also one of the main ingredients of the linear algorithm of [45] for checking whether a graph can be embedded in the plane with at most k crossings. The algorithm of [45] made use of the irrelevant vertex technique by combining the algorithm of [51] with results from discrete geometry. Later, a simpler algorithm for surface-embeddability was proposed by Kawarabayashi, Mohar, and Reed in [44], where irrelevant vertices were found by successively “shrinking” the problem instance to an equivalent one by contracting (big) induced matchings. Kawarabayashi in [38] used a similar approach in order to solve, in linear time, the PLANARIZER problem, asking whether the removal of at most k vertices can make a graph planar. To our knowledge, [38] is the only result that presents a linear-time implementation of the irrelevant vertex technique for a graph modification problem.

Recently Korhonen, Mi, Pilipczuk, and Stamoulis [48] gave an *almost linear* algorithm for solving the ROOTED MINOR FOLIO problem, asking for the set of all rooted minors of some specific size in a graph. The techniques in [48] combined the irrelevant vertex technique with successive instance shrinking and the use of advanced dynamic algorithm techniques from [47]. As a result of [48], the quadratic bound from [42] for the MINOR CONTAINMENT problem has been reduced for the first time to almost linear.

Our results. In this paper we provide an algorithmic framework for surface-embeddable graphs that, when applicable, can find, in linear time, a *set* of irrelevant vertices whose removal yields a bounded-treewidth graph. We now informally introduce the property that conditions the applicability of our results (for the formal definitions, see Section 2). We deal with problems on *rooted* graphs embedded on surfaces of bounded Euler genus. The input graph comes with a bounded-size set X of distinguished vertices, called *roots*. We say that such a problem Π has the *insulation* property if for every instance (G, X) of Π such that

- G contains a sequence \mathcal{C} of sufficiently many nested and pairwise-disjoint contractible cycles,
- G contains a collection \mathcal{P} of sufficiently many pairwise-disjoint paths between the outer cycle and the inner cycle of \mathcal{C} , and
- all roots in X are embedded outside the outer cycle of \mathcal{C}

the following holds: if S is the set of vertices inside the inner cycle of \mathcal{C} , then for every vertex $v \in S$, (G, X) and $(G - v, X)$ are equivalent instances of Π . This expresses that fact that all vertices in S are *irrelevant* for the instance (G, X) of Π . We refer to the above union of the cycles in \mathcal{C} and the paths in \mathcal{P} as a *railed nest* insulating S from the roots in X .

Typical problems that have the insulation property and for which our results apply include (INDUCED) DISJOINT PATHS, (ROOTED/INDUCED) MINOR CONTAINMENT, and PLANARIZER. This list covers only a small sample. In order to demonstrate the potential of our technique, we dedicate Section 8 to an abstract description of problems that satisfy the insulation property.

Our main result is that for every problem on rooted surface-embedded graphs that has the insulation property there exists a linear-time algorithm that reduces every instance to an equivalent one whose graph has bounded treewidth. As a corollary we obtain for the first time linear-time algorithms for a wide family of well-studied graph containment/modification problems on surface-embedded graphs.

Our technique. In this paper, we follow an approach that deviates significantly from the “shrinking” techniques applied in [38, 44, 48]. Our approach is self-contained and can be black-box applied to every problem that has the insulation property.

Our strategy is to detect in the input graph many different railed nests and discard globally-irrelevant vertices for all of them by processing them locally. To make this possible, we decompose, in linear time, the graph into a tree-structured collection of subgraphs, called *slices*, each of bounded treewidth. The algorithm processes each slice sequentially. To identify the slices in linear time, we introduce the concept of *radial distance decomposition*. For each slice we certify locally *all* railed nests in it and we prove that this permits the detection and elimination of all globally-irrelevant vertices relative to this slice. This certification is implemented in linear time using Courcelle’s theorem on some enhanced version of the slice that, as we prove, is of bounded treewidth as well. We prove that after all slices have been locally processed, an equivalent instance of bounded treewidth is produced and that this procedure can be implemented in linear time. If in addition the problem can be expressed in Counting Monadic Second Order logic (CMSO), it immediately follows that it can be solved in linear time. A formal description of our results is given in Section 2 and an outline of our technique is presented in Subsection 2.3.

2 Formal presentation of the result

We use \mathbb{N} for the set of all nonnegative integers. Given two integers p, q with $p < q$, we use $[p, q]$ to denote the set $\{p, p + 1, \dots, q\}$ and $[p, q]^{\text{even}}$ to denote the set of all even integers in $[p, q]$. Given a $k \in \mathbb{N}$ we set $[k] := [1, k]$ and $\mathbb{N}_{\geq k} := \mathbb{N} \setminus [0, k - 1]$ and we use $\mathbb{N}_{\geq k}^{\text{even}}$ to denote the set of all even integers in $\mathbb{N}_{\geq k}$. If S is a collection of objects where the operation \cup is defined, then we use $\mathbf{U}S$ to denote $\bigcup_{X \in S} X$.

2.1 Basic concepts on graphs

All graphs in this paper are without loops (but possibly with multiedges), undirected, and finite. Given a graph G , we denote its vertex and edge set by $V(G)$ and $E(G)$ respectively. We set $|G| := |V(G)|$. Given some $S \subseteq V(G)$, we denote by $G \setminus S$ the graph obtained if we remove from G the vertices in S , along with their incident edges. For $v \in V(G)$, we use $G \setminus v$ to denote the graph $G \setminus \{v\}$. Also, the *subgraph of G induced by S* , denoted by $G[S]$, is the graph $G \setminus (V(G) \setminus S)$. Given a set $J \subseteq E(G)$, we denote by $G[J]$ the graph (V_J, J) where V_J is the set of all endpoints of the edges in J . If G' is a graph where $V(G') \subseteq V(G)$ and $E(G') \subseteq E(G[V(G')])$ then we say that G' is a *subgraph of G* .

Given a graph G and a set $S \subseteq V(G)$ (resp. $J \subseteq E(G)$) we say that S (resp. J) is *connected* if $G[S]$ (resp. $G[J]$) is a connected graph. Given a connected set J of edges we denote by G/J the graph obtained from G after the contraction of all edges of J to a single vertex.

Embeddings. In this paper we deal with graphs embedded in a surface Σ . For this, when we refer to a Σ -*embedded* graph G , we agree that G is accompanied with an embedding of it in Σ . For notational convenience, we do not distinguish a vertex/edge of G from the points corresponding to its embedding. For instance, given a Σ -embedded graph G , if H is a subgraph of G then we denote by $\Sigma \setminus H$ the set of points of Σ that are not points of the embedding of H . Also, if $\Gamma \subseteq \Sigma$, then $\Gamma \cap V(G)$ consists of all vertices of G that are embedded to points of Γ . Given a cycle C of G we say that C is *contractible* if one of the two (arcwise) connected components of $\Sigma \setminus C$ is an open disk. We use \mathbb{S}^2 to denote the sphere. Therefore, \mathbb{S}^2 -embedded graphs are planar graphs. We use $\text{eg}(\Sigma)$ to denote the Euler genus of the surface Σ and $\text{eg}(G)$ for the minimum Euler genus of a surface where G can be embedded.

Treewidth. A graph is *k -chordal* if it has no cycle of length ≥ 4 as induced subgraph and does not contain a complete graph on $k + 1$ vertices. The *treewidth* of a graph G , denoted by $\text{tw}(G)$ is the minimum k for which G is a subgraph of some k -chordal graph. The parameter of treewidth is important for our algorithms, however we do not make any use of its original definition (given in [55]). Instead we use only results around treewidth and, for this reason, we resort to the above definition for brevity.

Rooted graphs. A *rooted graph* is a triple $\mathbf{G} = (G, R, \rho)$ where G is a graph, $R \subseteq V(G)$, and $\rho : R \rightarrow [|R|]$ is a bijection. We refer to R as the *boundary* of \mathbf{G} and to its vertices as the *roots* of \mathbf{G} and we denote them by $R(\mathbf{G})$. We say that $\mathbf{G}_1 = (G_1, R_1, \rho_1)$ and $\mathbf{G}_2 = (G_2, R_2, \rho_2)$ are *isomorphic* if there is an isomorphism from G_1 to G_2 that extends the bijection $\rho_2^{-1} \circ \rho_1$. A rooted graph \mathbf{G} is a *t-rooted graph* if $t = |R(\mathbf{G})|$. Notice that the notion of a rooted graph is extending the one of a graph as every graph can be seen as a 0-rooted graph. A rooted graph (G, R, ρ) is Σ -embedded if G is Σ -embedded, i.e., is accompanied with a Σ -embedding of it. We also use $V(\mathbf{G})$ instead of $V(G)$ and we define $\bar{V}(\mathbf{G}) := V(\mathbf{G}) \setminus R(\mathbf{G})$. Also, if $S \subseteq \bar{V}(G)$ we use $\mathbf{G} - S$ to denote the rooted graph $(G - S, R, \rho)$. Similarly, we define $\mathbf{G} - v$ for some $v \in V(G) \setminus R$. We set $|\mathbf{G}| := |G|$ and, in general, if \mathfrak{p} is a graph parameter (such as eg or tw) and $\mathbf{G} = (G, B, \rho)$, we define its rooted graph extension so that $\mathfrak{p}(\mathbf{G}) := \mathfrak{p}(G)$.

In this paper, we see every problem on rooted graphs as a set Π of rooted graphs, i.e., the set of yes-instances of the problem, whose number of roots is bounded by some fixed number. Also we insist that all problems that we considered concern rooted graphs with at least one root. In the case of simple graphs, i.e., 0-rooted graphs, we arbitrarily choose some vertex as a root. This convention is useful for the uniformity of our presentation.

Railed nests. Let \mathbf{G} be a Σ -embedded rooted graph and let $r \in \mathbb{N}_{\geq 1}$. An *r-railed nest* of \mathbf{G} is the union W of a collection $\mathcal{C} = \{C_1, \dots, C_r\}$ of cycles of G and a collection $\mathcal{P} = \{P_1, \dots, P_r\}$ of pairwise vertex-disjoint paths of G such that

- for every $i \in \{1, \dots, r\}$ the cycle C_i bounds an open disk Δ_i of the surface where all the cycles in C_1, \dots, C_{i-1} are embedded,
- for every $i, j \in \{1, \dots, r\}$, the graph $C_i \cap P_j$ is a (possibly trivial) path,
- all roots of \mathbf{G} are embedded in $\Sigma \setminus \Delta_r$, i.e., $R(\mathbf{G}) \subseteq V(G) \cap (\Sigma \setminus \Delta_r)$, and
- at least one vertex of G is embedded in Δ_1 .

We refer to C_r (resp. C_1) as the *outer* (resp. *inner*) cycle of W . The *interior* (resp. *exterior*) of W is the open disk Δ_1 (resp. the open set $\Sigma \setminus \Delta_r$) and is denoted by $\text{int}(W)$ (resp. $\text{ext}(W)$).

The combinatorial importance of treewidth resides in the fact that it certifies the existence of a railed nest (see also Proposition 4.2).

Proposition 2.1. *There is a universal constant c such that, for every $r \in \mathbb{N}_{\geq 1}$ and $t \in \mathbb{N}$, if \mathbf{G} is a t -rooted graph where $\text{tw}(\mathbf{G}) > c \cdot r \cdot \sqrt{t+1} \cdot (\text{eg}(\mathbf{G}) + 1)$ then \mathbf{G} contains an r -railed nest. Moreover, such an r -railed nest can be found in time $\mathcal{O}_{\text{eg}(\mathbf{G})+t+r}(|\mathbf{G}|)$.¹*

The above proposition is a consequence of the results of [18], as explained in Subsection 4.1.

An *annotated graph* is a tuple (G, R_1, \dots, R_k) for some $k \geq 0$ where each R_i is either a vertex (resp. edge) subset of $V(G)$ (resp. $E(G)$). The sets R_1, \dots, R_k are called *annotation sets*. *Monadic Second Order logic* (MSO) is a basic tool to express properties in (rooted and/or annotated) graphs. The syntax of MSO includes logical connectives $\wedge, \vee, \neg, \Leftrightarrow, \Rightarrow$, variables for vertices, edges, vertex sets, and edge sets, quantifiers \exists, \forall over these variables, the relations $u \in V$ when u is a vertex variable and U is a vertex set variable (or a unary relation symbol interpreted as an annotation set); $e \in E$ when e is an edge variable and E is an edge set variable (or a binary relation symbol interpreted as an annotation set); $\text{adj}(u, v)$ when u and v are vertex variables, with the interpretation that u and v are adjacent; $\text{inc}(u, e)$ when u is a vertex variable and e is an edge variable, with the interpretation that e is incident to u ; and equality of variables representing vertices, edges, vertex sets, edge sets and relation symbols representing annotation sets. *Counting Monadic Second Order logic* (CMSO) extends MSO by including atomic sentences testing whether the cardinality of a set is equal to $q \pmod{r}$, where $r \in \mathbb{N}_{\geq 2}$ and $q \in [0, r-1]$.

¹Given two functions $\chi, \psi : \mathbb{N} \rightarrow \mathbb{N}$, we write $\chi(n) = \mathcal{O}_x(\psi(n))$ to denote that there exists a computable function $f : \mathbb{N} \rightarrow \mathbb{N}$ such that $\chi(n) \leq f(x) \cdot \psi(n)$.

The algorithmic importance of treewidth resides, among others, in the next result, known as Courcelle’s theorem. It has appeared in different versions and proofs in [5, 8, 14–16]. In this paper we make use of the following optimization version (see [5]).

Proposition 2.2. *For every CMSO-sentence ϕ on annotated graphs there is an algorithm that, given an n -vertex graph G , outputs a maximum size set $X \subseteq V(G)$ where $(G, X) \models \phi$, in time $\mathcal{O}_{\text{tw}(G)}(n)$.*

The decision version of Proposition 2.2 asserts that for every CMSO sentence ψ on rooted graphs, there is an algorithm deciding whether $\mathbf{G} \models \psi$ in $\mathcal{O}_{\text{tw}(\mathbf{G})}(|\mathbf{G}|)$ -time. A rooted graph problem Π is *CMSO-expressible* if there is a CMSO-sentence ψ on rooted graphs such that $\mathbf{G} \in \Pi$ iff $\mathbf{G} \models \psi$. Notice that Proposition 2.1, readily implies that every CMSO-expressible rooted graph problem with the insulation property, can be solved in quadratic time on bounded-genus bounded-boundary rooted graphs: indeed, to see this we apply Proposition 2.1 in order to detect some big enough railed nest and we discard from G all vertices inside its inner cycle. After applying this step a linear number of times, the treewidth will become bounded by some function of g and t and it will be possible to apply the decision version of Courcelle’s theorem in order to solve the problem in quadratic time. The main contribution of our paper is that any such problem can be solved in linear time.

2.2 Formal description of our result

The insulation property. Let Π be a rooted graph problem. Given a rooted graph \mathbf{G} , a vertex $v \in \overline{V}(\mathbf{G})$ is Π -irrelevant if $\mathbf{G} \in \Pi$ if and only if $\mathbf{G} - v \in \Pi$.

We say that a rooted graph problem Π has the *insulation property* if

there exists some constant c_Π such that, for every Σ -embedded rooted graph \mathbf{G} with a c_Π -railed nest W , if $R(\mathbf{G}) \subseteq \text{ext}(W) \cap V(\mathbf{G})$ then every vertex in $\text{int}(W) \cap V(\mathbf{G})$ is Π -irrelevant.

Notice that the constant c_Π does not depend on the choice of the surface Σ . Given two rooted graphs \mathbf{G} and \mathbf{G}' we say that they are Π -equivalent if $\mathbf{G} \in \Pi \iff \mathbf{G}' \in \Pi$.

Our main result is the following.

Theorem 2.3. *For every rooted graph problem Π with the insulation property, there is an algorithm that, given an n -vertex rooted graph \mathbf{G} where $\text{eg}(\mathbf{G}) \leq g$, outputs a set $I \subseteq V(\mathbf{G})$ such that*

- $\text{tw}(\mathbf{G} - I) = \mathcal{O}(g^{5/2})$ and
- \mathbf{G} and $\mathbf{G} - I$ are Π -equivalent.

Moreover, the algorithm runs in time $\mathcal{O}(n)$.

Using Theorem 2.3 and the decision version of Proposition 2.2 we get the following corollary.

Corollary 2.4. *For every CMSO-expressible rooted graph problem Π that has the insulation property, there is an algorithm that, given an n -vertex rooted graph \mathbf{G} where $\text{eg}(\mathbf{G}) \leq g$, decides whether \mathbf{G} belongs to Π in time $\mathcal{O}_g(n)$.*

2.3 Outline of the proof of Theorem 2.3

We provide here the main ideas of the proof of Theorem 2.3. The proof requires several concepts on embedded graphs that we only present informally here. All formal definitions, statements, and proofs are available in Sections 3 to 7.

Radial distance decompositions We first present how the algorithm of Theorem 2.3 works in the special case where G is a plane graph, i.e., it is \mathbb{S}^2 -embedded and where there is only one root vertex u_{root} . We use (G, u_{root}) in order to denote problem instances of this type. The root u_{root} is useful in order to orient cycles of G that do not meet it: each cycle defines two open disks and its *exterior* is the open disk that contains u_{root} while its *interior* is the open disk that does not contain u_{root} . We also need the concept of a *radial graph* R_G of G that is a bipartite graph whose vertices are the vertices and the faces of G and where adjacency expresses incidence between the corresponding faces and vertices. The definition of R_G naturally defines an embedding of R_G in \mathbb{S}^2 and can be extended for graph embeddings on any fixed surface. A path in R_G defines a *radial path* in G between the corresponding vertices or faces. Accordingly, the distance in R_G between two vertices defines the *radial distance* in G between the corresponding vertices or faces.

We next introduce the *radial distance decomposition* of (G, u_{root}) as the triple (T, t_0, χ) where (T, t_0) is a rooted tree, the “bags” $\{\chi(t) : t \in V(T)\}$ form a partition of $V(R_G)$ where $\chi(t_0) = \{u_{\text{root}}\}$, for every $t \in V(T)$ in distance r from t_0 , in T , all vertices in $\chi(t)$ are in radial distance r from u_{root} in G . We also require that if two vertices v, v' or faces f, f' have the same, say r , radial distance from u_{root} and there is a radial path between them all whose vertices/faces have radial distance $\geq r$ from u_{root} , then both v, v' (resp. f, f') belong in the same bag. See Fig. 1 for an illustration. The construction of the radial distance decomposition of (G, v) can be done based on a BFS transversal of R_G , in linear time. We see all edges of the rooted tree (T, t_0) as being directed away from the root. A *vertex-face edge* of T is an edge (v, f) where $\chi(v)$ consists of vertices and $\chi(f)$ consists of faces of G . Radial distance decompositions offer the guiding underlying structure for our algorithm. To our knowledge, this is the first time this structure is defined for the algorithmic study of planar graphs.

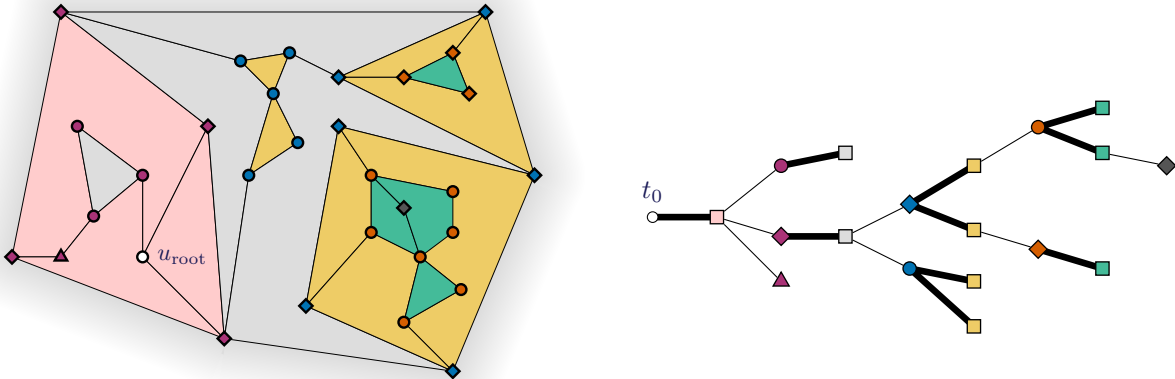


Figure 1: **Left:** An example of a pair (G, u_{root}) and an illustration of the bags of the radial distance decomposition of it. Vertices/faces of the same color have the same radial distance from u_{root} in G . In this example, same colored faces that share an edge are attributed to the same bag of the radial distance decomposition. Also, vertices depicted with the same color and the same style belong to the same bag of the radial distance decomposition. **Right:** The rooted tree (T, t_0) of the radial distance decomposition of the graph on the left. Every node t of T is associated with a set $\chi(t)$ of vertices or faces of G and is depicted as a square if $\chi(t)$ consists of faces of G and as a diamond/disk/triangle if $\chi(t)$ consists of vertices of G . The color/style of each node t of T matches the color/style of the corresponding vertices and faces in G that belong to $\chi(t)$. The bold edges of T are its vertex-face edges.

In Section 3 we prove that each vertex-face edge e of T corresponds to a cycle C_e of G (Lemma 3.3). Moreover, an important property of a radial distance decomposition is that the r vertex-face edges of a (directed) path of length $2r$ in (T, t_0) correspond to a sequence of nested and pairwise-disjoint cycles of G

(Lemma 3.6). These cycles are called *aligned* and will be the “vital space” where our algorithm will look for disjoint paths that will form the railed nests where the insulation property will be applied. Another property of radial tree decompositions that we need is that every two aligned cycles, i.e., cycles corresponding to vertex-face edges of (T, t_0) , are *laminar*, i.e., no two vertices of the one cycle are separated by the other.

Slices. Let $e = (v, f)$ be some vertex-face edge of T where $v \neq t_0$. For some $h \in \mathbb{N}_{>2}^{\text{even}}$, we define $\text{Cycles}(C_e, h)$ as the set containing every cycle $C_{e'}$ of G corresponding to a vertex-face edge $e' = (v', f')$ where the distance in T between v and v' is h . As all cycles in $\{C_e\} \cup \text{Cycles}(C_e, h)$ are pairwise laminar we may consider a subset of the plane, called *pseudo-disk*, obtained if we remove from the closed interior of C_e all open interiors of the cycles in $\text{Cycles}(C_e, h)$. We define $\text{Slice}_G^h(C_e)$ as the part of the embedding of G that is embedded inside this pseudo-disk (see Fig. 2).

By considering the set E_h of vertex-face edges (v, f) of T where $\text{dist}_T(u_{\text{root}}, v) \equiv 2 \pmod{h}$, we may decompose G into the set of slices $\{\text{Slice}_G^h(C_e) \mid e \in E_h\}$. Notice that the union of these slices is the graph G without the root vertex u_{root} . Let us recall at this point that our plan is to sketch how to solve the problem for instances consisting of planar single-rooted graphs. Later in the end of this section we describe how to reduce to this special case the general case where we have many roots and surface-embedded graphs. In that approach, a general instance is viewed as a planar single-rooted instance (G, u_{root}) that is the “contracted version” of the original rooted graph where u_{root} represents the contracted territory.

A key idea of the algorithm for the planar single-rooted case is to process each of the slices separately and certify the existence inside them of big-enough railed nests that justify the elimination of (globally) irrelevant vertices from each individual slice. For a visualization of six slices and the way they correspond to subtrees of the radial tree decomposition, see Fig. 2.

Flows and railed nests. Assume that the problem Π that we want to solve has the insulation property for some constant c_Π . In our arguments the choice of h will depend on c_Π . We set $z := 2(c_\Pi - 1)$. Let $e = (v, f)$ be a vertex-face edge of T and $B := \text{Slice}_G^z(C_e)$. In Fig. 2 C_e is depicted in bold blue and the cycles in $\text{Cycles}(C_e, z)$ are depicted in red. Let $C \in \text{Cycles}(C_e, z)$ and recall that B contains a nested sequence $\mathcal{C} = \{C_1, \dots, C_{c_\Pi}\}$ of cycles where $C = C_1$ and $C_e = C_{c_\Pi}$. If additionally G contains a collection $\mathcal{P} = \{P_1, \dots, P_{c_\Pi}\}$ of c_Π -many pairwise-disjoint paths from $V(C_e)$ to $V(C)$, then $W := \bigcup \mathcal{C} \cup \bigcup \mathcal{P}$ forms a c_Π -railed nest justifying that all vertices in the open interior of C are Π -irrelevant. Our plan is to find, if it exists, such a collection of c_Π -many pairwise-disjoint paths for every cycle $C \in \text{Cycles}(C_e, z)$. Clearly, these paths are not necessarily paths of B and it would cost too much time to look for these disjoint paths in *the whole* of G . Instead, we prove that it is enough to look for disjoint paths in $D = \text{Slice}_G^{z+w}(C_e)$ where $w = 2\ell(c_\Pi)$ and $\ell(\cdot)$ is the linkage function (see [3, 59, 60] and Proposition 5.4). Indeed, here we make use of the fact that between C_e (denoted in bold blue) and the cycles of $\text{Cycles}(C_e, z+w)$ (denoted in thin blue) there is always a nested sequence of w pairwise-disjoint cycles that, because of the linkage theorem, permits a rerouting of every set of c_Π -flow from C to C_e in G to paths *inside* D . Let \mathcal{Q} be the set of cycles in $\text{Cycles}(C_e, z)$ that send a c_Π -flow to C_e .

For every individual $C \in \mathcal{Q}$, we immediately know that all vertices in the interior of C are Π -irrelevant and we certainly could safely remove them. However, discarding *only one* such set of Π -irrelevant vertices is not enough for deriving a sub-quadratic algorithm. At this point, one might be tempted to remove the interiors of *all* cycles in \mathcal{Q} . However, this is unsafe as the vertices that we remove from the interior of some particular $C \in \mathcal{Q}$ might be vertices of the c_Π -flow from C' to C_e certifying the inclusion of some $C' \neq C$ in \mathcal{Q} . In other words, discarding the interior of C might entail that the vertices in the interior of C' lose the property of being Π -irrelevant.

Our way out of this is to discard the vertices in the union Λ of the open interiors of all cycles in $\text{Cycles}(C, w)$, for every $C \in \mathcal{Q}$. This is safe as all $|\mathcal{Q}|$ aforementioned collections of paths, as argued above, avoid Λ . We will argue that this elimination is “massive” enough to produce a bounded treewidth graph when applied to the slices corresponding to the vertex-face edges of the set E_t defined above.

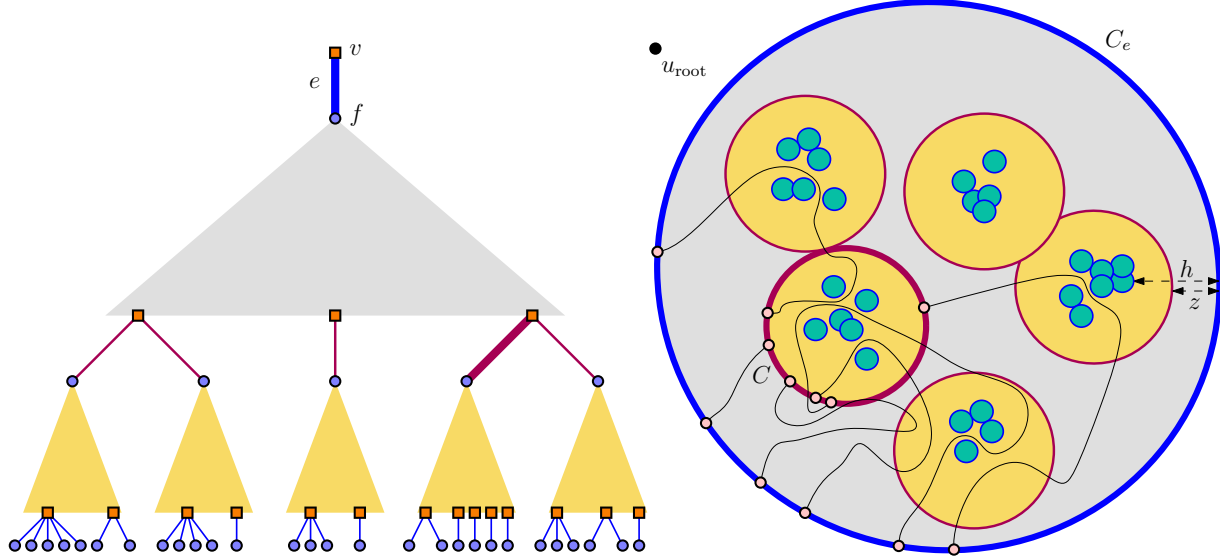


Figure 2: **Left:** Some part of the radial distance decomposition of a planar single-rooted graph. The nodes corresponding to vertex sets are depicted as orange squares and the nodes corresponding to sets of faces are depicted as blue disks. Each vertex-face edge corresponds to a same-color cycle of G . **Right:** The visualization of an embedding of $\text{Slice}_G^h(C_e)$ in a pseudo-disk Ψ where C_e is the bold blue cycle on the outer boundary of Ψ . The cycles in $\text{Cycles}(C_e, h)$ (resp. $\text{Cycles}(C_e, z)$) are depicted in red (resp. blue). The black paths are disjoint paths in G from the vertices of some cycle of $\text{Cycles}(C_e, z)$, depicted in bold red to the vertices of C . As asserted by Lemma 5.5, all these paths can be assumed to be embedded inside Ψ , i.e., they do not meet the vertices of the interiors of the cycles in $\text{Cycles}(C_e, h)$ (depicted in green).

Discarding irrelevant vertices in slices. Let $h := z + w$. We just argued that all collections of c_Π -many pairwise-disjoint paths in G between C_e and the cycles of $\text{Cycles}(C_e, z)$ also exist in $D = \text{Slice}_G^h(C_e)$ and that this permits us to safely discard the interiors (drawn in green in Fig. 2) of the cycles in $\text{Cycles}(C, w)$, for every $C \in \mathcal{Q}$. Our next step is to find \mathcal{Q} in time that is linear in the size of the slice D . For this, we exploit the fact that $D = \text{Slice}_G^h(C_e)$ is a planar graph of bounded radial diameter, therefore its treewidth is $\mathcal{O}(h)$. We next add in D , for every $C \in \text{Cycles}(C_e, z) \cup \{C_e\}$, a new vertex v_C adjacent to all vertices of C and, in Section 4, we prove that this enhancement does not significantly increase the treewidth of the resulting graph D^* . Then we ask for the maximum size of a set $S \subseteq \{v_C \mid C \in \text{Cycles}(C_e, z)\}$ such that v_{C_e} sends a flow of c_Π -many pairwise-disjoint paths to all the vertices of S . As this question can be expressed in CMSO, Proposition 2.2 implies that one may compute the set S in time $\mathcal{O}_{c_\Pi}(|D|)$ (Lemma 5.7). Using this S , we also infer \mathcal{Q} and we can safely discard from G all vertices that are embedded inside Λ .

Bounding the treewidth. We apply the above procedure for all slices of depth h corresponding to the vertex-face edges of the above-defined set E_t , starting from the edges of E_t that are closer to the root. Recall that a vertex of a slice can appear multiple times only if it belongs to the “boundaries” of different slices. An elementary use of Euler’s formula implies that the total running time for processing all the slices is linear in the size of G . This procedure produces a set I of irrelevant vertices whose removal produces a Π -equivalent instance $(G - I, u_{\text{root}})$. We use (T, t_0, χ) for the (remaining) radial distance decomposition. Our next step is to observe that the new instance $(G - I, u_{\text{root}})$ satisfies the following property: *for every directed path of T with vertices $v_1, f_1, \dots, v_{2h}, f_{2h}$ there are no c_Π disjoint paths between $C_{(v_1, f_1)}$ and $C_{(v_{2h}, f_{2h})}$* . The proof of this property is in Subsection 6.4 and, intuitively, is based on the fact that such paths would contain vertex-face edges corresponding to cycles that should have already been eliminated according to the above

procedure. Next, again in Subsection 6.4, we prove that this property implies the desired bound on the treewidth of $G - I$.

From single-rooted and planar to multi-rooted and surface embedded. What we just sketched is the proof that Theorem 2.3 holds for single-rooted and planar instances. Assume now that \mathbf{G} is a t -rooted graph embedded in some surface Σ where $\text{eg}(\Sigma) \leq g$. We next prove that one may find, in linear time, a collection \mathcal{P} of $\mathcal{O}(g+t)$ shortest paths in the radial graph R_G of G meeting all roots of \mathbf{G} and such that if we contract them to a single vertex in R_G , the resulting graph is planar. This is proved in Subsection 7.2 using as a departure point the algorithmic results of Cabello, Colin de Verdière, and Lazarus in [11]. Using these radial paths of G , we find, also in linear time, a connected set J of edges of G such that if we contract them in G to a single vertex u_{root} the resulting graph $G' := G/J$ is planar. Next we apply the aforementioned irrelevant-vertex elimination procedure on (G', u_{root}) and we prove that the set I of irrelevant vertices for (G', u_{root}) is also a set of irrelevant vertices for \mathbf{G} . Intuitively, this holds because all railed-nests that justified the inclusion of vertices in I , while processing G' , are also present in G . What remains is to prove that the bound on the treewidth of $G' - I$ also implies a bound to the treewidth of $G - I$. For this, we use the fact (guaranteed by the choice of J) that all edges in J that have been contracted towards creating G' have endpoints that are within radial distance two from some of the vertices of the $\mathcal{O}(g+t)$ radial shortest paths in \mathcal{P} . Based on this fact and making use of the results of Demaine, Hajiaghayi, and Kawarabayashi in [17], we prove in Subsection 7.2 that the contraction of the edges J does not decrease the treewidth of $G - I$ by more than a constant, depending on t and g . This implies the bound of Theorem 2.3 for general surface-embedded rooted graphs.

3 Radial distance decompositions and nested cycle sequences

In this section we give the formal definition of radial distance decompositions of pairs (G, u) and show that each vertex-face edge of the underlying tree corresponds to a cycle of G , which we call u -aligned.

3.1 Radial distance decompositions

We start by giving the formal definition of radial graphs of surface-embedded graphs. In the rest of the paper, we always assume that the considered embedding of every given Σ -embedded connected graph G is a *2-cell embedding*, i.e., every face is homeomorphic to an open disk. A *bridge* in a graph G is an edge e such that $G - e$ has more connected components than G . A graph is *2-edge connected* if the removal of any edge leaves the graph connected. Equivalently, a graph is 2-edge connected if it is connected and has no bridges.

Radial graphs. Let Σ be a surface and let G be a Σ -embedded connected graph. We define the *radial graph* of G , denoted by R_G , as the graph whose vertex set is $V(G) \cup F(G)$ and whose edge set is defined as follows: for every $f \in F(G)$ we consider the closed walk of G defined by the boundary of f and we make f adjacent to all the vertices in this walk (we permit multiple edges as a vertex can appear many times in the walk). Note that R_G is a Σ -embedded graph that is bipartite and connected. A *radial path* in G is a path between two vertices in R_G . Notice that each endpoint of such a path may correspond either to a vertex or a face of the embedding of G . The *radial distance* of two disjoint cycles C, C' of G is the length of the shortest radial path with one endpoint in $V(C)$ and one endpoint in $V(C')$.

We give the following straightforward observation for radial graphs of connected and bridgeless graphs embedded on \mathbb{S}^2 .

Observation 3.1. *Let G be a \mathbb{S}^2 -embedded graph. If G is connected and bridgeless, then every face of R_G is incident to exactly four vertices.*

Tree distance decompositions. Before presenting the definition of tree distance decompositions and radial distance decompositions, let us introduce some additional notation and definitions. Given two vertices x, y of a graph G , we denote by $\text{dist}_G(x, y)$ the minimum number of edges of a path in G with endpoints x and y ; if there is no such path, we set $\text{dist}_G(x, y) = \infty$. Also, a *rooted directed tree* (T, t_0) is a directed graph T and t_0 is a vertex of T such that t_0 has in-degree zero and each vertex different than t_0 has in-degree exactly one. In other words, T is a tree with some distinguished vertex t_0 where all edges of T are “oriented away” from t_0 . For every edge $(t, t') \in E(T)$, we set $\text{parent}(t') = t$.

Let G be a connected graph and $u \in V(G)$. A *tree distance decomposition* of (G, u) is a triple (T, t_0, χ) , where (T, t_0) is a rooted directed tree and $\chi : V(T) \rightarrow 2^{V(G)}$, that satisfies the following conditions.

- $\{\chi(t) : t \in V(T)\}$ is a partition of $V(G)$, with $\chi(t_0) = \{u\}$,
- for every $v \in V(G)$, if $v \in \chi(t)$, there is a $z \in \chi(\text{parent}(t))$ so that $\text{dist}_G(u, v) = \text{dist}_G(u, z) + 1$, and
- for every $v, w \in V(G)$, if $\text{dist}_G(u, v) = \text{dist}_G(u, w)$ and there is a (v, w) -path in $G[\{z \in V(G) \mid \text{dist}_G(u, z) \geq \text{dist}_G(u, v)\}]$, then there is a $t \in V(T)$ such that $\{v, w\} \subseteq \chi(t)$.

Tree distance decompositions (using a different formulation) have been introduced in [67]. Let us note that tree distance decompositions are obtained by the BFS-layering of graphs (with respect to some fixed root) after “grouping” vertices in every layer corresponding to connected components in a bottom-up fashion.

Observe that for every connected graph G and every vertex $u \in V(G)$, there is a unique triple (T, t_0, χ) satisfying the above conditions. This allows us to refer to (T, t_0, χ) as *the* (unique) tree distance decomposition of (G, u) .

Lemma 3.2. *Given a connected graph G and a vertex $u \in V(G)$, we can compute the tree distance decomposition of (G, u) in linear time.*

Proof. The tree distance decomposition of (G, u) can be computed by producing a BFS-tree for G rooted at u and recursively storing which vertices of the same level of the search tree are connected in the graph induced by the vertices of the current subtrees. It is easy to observe that the recursive storage of this information maintains linearity of BFS. \square

Rooted embeddings and their radial distance decompositions. A *rooted embedding* is every pair (G, u) , where G is a 2-edge-connected graph, accompanied with an embedding of it in the sphere, and u is a vertex of G . We refer to u as the “reference point” of (G, u) . The 2-edge-connected assumption in rooted embeddings facilitates our presentation and we explain why it does not hurt generality in Subsection 6.1.

From now on, we will only consider tree distance decompositions of (R_G, u) where (G, u) is a rooted embedding. If (T, t_0, χ) is the tree distance decomposition of (R_G, u) , we refer to it as the *radial distance decomposition* of the embedding pair (G, u) . See Fig. 1 for an illustration of the radial distance decomposition of a rooted embedding.

Let us mention that in [17], the authors define *radial colorings* of graphs that correspond to BFS-layerings of their radial graphs. Their definition differs from the definition of radial distance decomposition in the fact that in radial colorings we do not “group” vertices in the same “bag” when they are connected in the “suffix” of the decomposition, i.e., radial colorings do not demand the last condition of the definition of a tree distance decomposition.

Vertex and face layers of a radial distance decomposition. Let (T, t_0, χ) be the radial distance decomposition of a rooted embedding (G, u) . Note that since R_G is bipartite, for every $t \in V(T)$ that is in odd (resp. even) distance from t_0 in T , it holds that $\chi(t) \subseteq F(G)$ (resp. $\chi(t) \subseteq V(G)$). For this reason we call the set of nodes of T with odd distance from t_0 a *face layer* of T and the set of nodes of T with even distance from t_0 a *vertex layer* of T . We say that an edge (v, f) of T is a *vertex-face edge* of T if v is in a vertex layer of T . A vertex-face edge of T that is incident to the root t_0 is called *root edge*. In Appendix A we show that there is exactly one root edge, but this is only used in the proofs in Appendix A.

3.2 Aligned cycles

In this subsection we show that, given a rooted embedding (G, u) together with its radial distance decomposition (T, t_0, χ) , every non-root vertex-face edge of T corresponds to a cycle C_e of G . Moreover, this cycle bounds an open disk containing all vertices and faces of G that are in bags of nodes in the subtree of T rooted at this edge. In order to state this result formally, let us give some additional definitions.

Let G be a \mathbb{S}^2 -embedded graph and let $u \in V(G)$. Let also C be a cycle of G disjoint from u . Note that $\mathbb{S}^2 \setminus C$ consists of two open disks. The *interior* of C , denoted by Δ_C , is the open disk bounded by C that does not contain u . The *open exterior* of C , denoted by $\bar{\Delta}_C$, is the open disk bounded by C that contains u . In other words u serves as a “reference vertex” that orients all cycles that it does not intersect, that way Δ_C is the disk that is “away from u ” and $\bar{\Delta}_C$ is the disk containing u .

Let (T, t_0, χ) be the radial distance decomposition of a rooted embedding (G, u) . Given an edge $e = (t, t')$ of T (in this case t' is a child of t), we use $\text{suffix}_\chi(e)$ to denote the union of all $\chi(z)$, where z is either t' or a descendant of t' in (T, t_0) .

Lemma 3.3. *Let (T, t_0, χ) be the radial distance decomposition of a rooted embedding (G, u) . For every non-root vertex-face edge $e = (v, f)$ of T , there is a unique cycle C_e in G such that $V(C_e) \subseteq \chi(v)$ and $V(G) \cap \text{suffix}_\chi(e)$ is the set of vertices of G in the interior of C_e .*

The proof of Lemma 3.3 follows from the fact that each (non-root) vertex-face edge of T partitions the set of faces of G into two parts, so that the union of (the closure of) all faces in each part is a disk. This can be shown by induction on the tree T , using the definition of the radial distance decompositions as well as some easy observations on \mathbb{S}^2 -embedded graphs; a full proof of Lemma 3.3 is given in Appendix A.

Root-aligned cycles. Let (T, t_0, χ) be the radial distance decomposition of a rooted embedding (G, u) . Given a non-root vertex-face edge e of T , we denote by C_e the unique cycle of G corresponding to it, given by Lemma 3.3. Also, we say that a cycle C of G is *u -aligned* if there is a vertex-face edge e of T such that $C = C_e$.

The next observation about the relation between u -aligned cycles of G will be used later in Section 6. It follows directly from Lemma 3.3 and the fact that for every two nodes t, t' of the radial distance decomposition of a rooted embedding, the sets $\chi(t)$ and $\chi(t')$ are disjoint.

Observation 3.4. *Let (G, u) be a rooted embedding and let C, C' be two u -aligned cycles of G . If C' intersects the interior Δ_C of C , then C' is embedded in Δ_C .*

Next, we show that in linear time we can dispose the set of all u -aligned cycles of G of a given rooted embedding (G, u) .

Lemma 3.5. *Let (T, χ) be the radial distance decomposition of a rooted embedding (G, u) . There is a function that maps each non-root vertex-face edge e of T to the cycle C_e . Moreover, this function can be computed in linear time.*

Proof. Due to Lemma 3.3, for every non-root vertex-face edge e of T , the cycle C_e corresponds to the graph induced by the edges of G that are incident to one face in $\chi(f)$ and one face in the union of $\chi(f')$, for all nodes $f' \neq f$ of T that are neighboring to v ; every edge is incident to exactly two faces because G is 2-edge-connected. Therefore, the function that associates each non-root vertex-face edge e of T to the cycle C_e can be computed by local queries on the neighborhood of the faces in $\chi(f)$ inside the the union of $\chi(f')$, for all nodes $f' \neq f$ of T that are neighboring to v , which in total can be done in linear time. \square

Nested cycles. Let G be a Σ -embedded graph and let $\mathcal{C} = [C_1, \dots, C_r], r \geq 2$ be a sequence of cycles in G . We call \mathcal{C} *nested*, if its cycles are pairwise-disjoint and every C_i bounds an open disk Δ_i such that $\Delta_1 \subseteq \dots \subseteq \Delta_r$ (see Fig. 3 for an example). We call C_1 the *inner cycle* of \mathcal{C} and C_r the *outer cycle* of \mathcal{C} .

By repeatedly applying Lemma 3.3, we show that a sequence of vertex-face edges appearing in a path of the radial distance decomposition gives rise to a sequence of nested cycles.

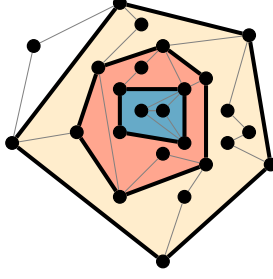


Figure 3: An example of a \mathbb{S}^2 -embedded graph G and a sequence \mathcal{C} of 3 nested cycles in G . The outer/inner cycle is the one bounding the yellow/blue disk.

Lemma 3.6. *Let (T, t_0, χ) be the radial distance decomposition of a rooted embedding (G, u) . Let $e = (v, f)$ and $e' = (v', f')$ be two non-root vertex-face edges of T where v' is a descendant of f . If $\text{dist}_T(v, v') = 2r$, for some integer $r \geq 1$, then there is a nested sequence \mathcal{C} of $r + 1$ many u -aligned cycles of G where the inner cycle of \mathcal{C} is $C_{e'}$ and the outer cycle of \mathcal{C} is C_e .*

Proof. Let $v_{r+1}, f_{r+1}, \dots, v_1, f_1$ be the vertices of the path connecting v and f' in T , ordered in the ancestor-descendant relation, i.e., $v_{r+1} = v$ and $f_1 = f'$. For every $i \in [r + 1]$, let e_i denote the vertex-face edge (v_i, f_i) of T . We use C_i to denote the cycle C_{e_i} and Δ_i to denote the open disk $\Delta_{C_{e_i}}$. Due to Lemma 3.3, for every $i \in [r + 1]$ it holds that $V(C_i) \subseteq \chi(v_i)$ and $V(G) \cap \text{suffix}_\chi(e_i)$ is the set of vertices of G in the interior of C_i . Since for every $i \in [r]$ we have $\chi(v_i) \subseteq \text{suffix}_\chi(e_{i+1})$, we get that $C_i \subseteq \Delta_{i+1}$. Therefore, $\mathcal{C} = [C_1, \dots, C_{r+1}]$ is a nested sequence of u -aligned cycles of G where $C_1 = C_{e'}$ and $C_{r+1} = C_e$. \square

4 Bounding the treewidth of laminar stellations

An important element of our approach, as explained in Subsection 2.3, is to show that the treewidth of a \mathbb{S}^2 -embedded graph does not increase too much after extending it to its *laminar stellation*. This corresponds to the graph obtained from a given graph and a collection of strongly laminar cycles after introducing one new vertex per cycle and making this vertex adjacent to all vertices of the corresponding cycle. Laminar stellations are defined in Subsection 4.2, where we also show that their treewidth is a linear function of the treewidth of the original graph. Before this, in Subsection 4.1, we provide some preliminary facts about treewidth and surface-embedded graphs. We will use P_r to denote the path on r vertices and $K_{1,r}$ to denote the *star graph*, i.e., the tree consisting of one vertex that is adjacent to r leaves.

4.1 Treewidth and walls in surfaces

We use $G_1 \square G_2$ to denote the Cartesian product of the graphs G_1 and G_2 . We need the following known result about treewidth products (see e.g., [35, Lemma 19]).

Proposition 4.1. *If G_1 and G_2 are graphs, then $\text{tw}(G_1 \square G_2) \leq |G_1| \cdot (\text{tw}(G_2) + 1) - 1$*

The *elementary k -wall*, for $k \geq 3$, is obtained from $P_k \square P_{2k}$ after deleting every odd edge in every odd column and every even edge in every even column, and then deleting all degree-one vertices. A k -wall W is a graph isomorphic to a subdivision of the elementary k -wall. Notice that every k -wall has a unique (up to topological isomorphism) embedding in the sphere \mathbb{S}^2 and its *perimeter* is the boundary of the unique face of this embedding that has more than six degree-3 vertices.

All results on treewidth in this paper are based on the following result that can be seen as a surface-embedded version of the “grid-exclusion theorem” of Robertson and Seymour [55, 61] (see also [13]).

Proposition 4.2. *There is a universal constant c such that if a Σ -embedded graph G has treewidth bigger than $c \cdot r \cdot (\text{eg}(\Sigma) + 1)$, then G contains as a subgraph an r -wall W whose perimeter is a contractible cycle bounding a closed disk where the entire W is embedded.*

The above result follows from [18, Theorem 4.8] (see also [27, Lemma 4]). Notice also that Proposition 4.2 readily implies a proof of Proposition 2.1: the $\Theta(\sqrt{t})$ -overhead permits us to consider a partition of wall to t pairwise-disjoint walls and then pick one that is embedded in a closed disk bounded by its perimeter that does not contain any of the roots of \mathbf{G} . Next it remains to observe that a big enough wall can give rise to the required r -railed nest. The algorithmic part of Proposition 2.1 follows by applying the linear-time algorithm of [1].

In the next section, we will also use the fact that the treewidth of a graph is upper-bounded by a linear function of its *radial radius*, which is defined as follows. Given a graph G and a vertex $v \in V(G)$, the *eccentricity* of v in G is the maximum distance between v and some vertex of G . The *radius* of G is the minimum eccentricity of its vertices. Given a \mathbb{S}^2 -embedded graph, we define its *radial radius* as the radius of its radial graph. We need the following result that follows easily from Proposition 4.2. For a proof with improved constants, see [55, 2.1].

Proposition 4.3. *If G is a \mathbb{S}^2 -embedded graph of radial radius $\leq k$, then $\text{tw}(G) = \mathcal{O}(k)$.*

A graph is called *sub-cubic* if it has no vertex of degree bigger than three. We say that H is a *contraction* of G if H can be obtained from G after contracting edges. A vertex $v \in V(G)$ is a *cut-vertex* of G if $G - v$ has more connected components than G . A graph is *2-connected* if it has no cut-vertices. A *block* of a graph G is a maximal 2-connected subgraph of G .

Lemma 4.4. *Every \mathbb{S}^2 -embeddable graph G is the contraction of a planar sub-cubic graph G^+ where $\text{tw}(G^+) = \mathcal{O}(\text{tw}(G))$.*

Proof. We examine the non-trivial case where G is not a forest. We assume that G is 2-connected, otherwise we consider all its blocks of G separately and join them by adding edges, an operation that does not increase the treewidth of a graph that is not a forest. The parameter of *branch-width* was defined in [56] and can be seen as an alternative for treewidth. We do not give the definition of branch-width here. We only need two properties of it. The first is that for every graph $\text{bw} \leq \text{tw}(G) + 1 \leq \lfloor \frac{3}{2}\text{bw}(G) \rfloor + 2$, because of [56, (5.2)]. The second is that every 2-connected graph is a contraction of some sub-cubic graph of the same branch-width, because of [26, Lemma 3.4]. It is now easy to derive the bound of the lemma from these two properties. \square

4.2 Laminar stellations

Let G be a \mathbb{S}^2 -embedded graph and let \mathcal{C} be a collection of cycles of G . We say that \mathcal{C} is *laminar* if for every $C, C' \in \mathcal{C}$, if Δ and Δ' are open disks bounded by the embeddings of C and C' respectively, then either one of the disks in $\{\Delta, \Delta'\}$ is a subset of the other or the two disks in $\{\Delta, \Delta'\}$ are disjoint. We call \mathcal{C} *strongly laminar* if there is no cycle $C \in \mathcal{C}$ such that both *closed* disks bounded by C contain some cycle in \mathcal{C} embedded in them. Given a \mathbb{S}^2 -embedded graph G and a strongly laminar collection \mathcal{C} of cycles of G , the *laminar stellation* of G with respect to \mathcal{C} , which we denote by $G_{\mathcal{C}}$, is the graph obtained if, for every $C \in \mathcal{C}$, we introduce a new vertex v_C and we make it adjacent with all the vertices of C .

Lemma 4.5. *Let G be a \mathbb{S}^2 -embeddable graph G and \mathcal{C} be a strongly laminar collection of cycles of G . Then $\text{tw}(G_{\mathcal{C}}) = \mathcal{O}(\text{tw}(G))$.*

Proof. We first apply Lemma 4.4 on G and consider a \mathbb{S}^2 -embedded sub-cubic graph G^+ where $\text{tw}(G^+) = \mathcal{O}(\text{tw}(G))$, as in Lemma 4.4. The fact that G is a contraction of G^+ implies that each cycle $C \in \mathcal{C}$ corresponds to a cycle in G^+ , which we denote by C^+ . Notice that the set $\mathcal{C}^+ := \{C^+ \mid C \in \mathcal{C}\}$ is a strongly laminar collection of cycles in G^+ . We now consider the graph $Z = \mathbf{U}\mathcal{C}^+$. Clearly, Z is also sub-cubic and \mathbb{S}^2 -embedded. Also, as \mathcal{C}^+ is strongly laminar, each cycle of \mathcal{C}^+ corresponds to some face of Z . Also keep in mind that because G is a contraction of G^+ it also holds that $G_{\mathcal{C}}$ is a contraction of $G_{\mathcal{C}^+}^+$. We denote by M_Z the *map graph* of Z that is the graph whose vertices are the faces of Z and where two vertices are adjacent if the corresponding faces have some common incident vertex. Map graphs have been introduced by Chen, Grigni, and Papadimitriou in [12] and in general, map graphs of planar graphs are not necessarily planar. However, it is the case that map graphs of *sub-cubic* planar graphs are also planar. Using the

four-color theorem, we may color the vertices of M_Z using four colors. This means that the faces of Z , and therefore also the cycles of \mathcal{C}^+ , can be colored with four colors in a way that no two faces (resp. cycles of \mathcal{C}^+) with a common incident vertex have the same color. We partition \mathcal{C}^+ to four same-colored classes of cycles $\mathcal{C}_1^+, \dots, \mathcal{C}_4^+$. We next consider the graph $Q := G^+ \square K_{1,4}$ and keep in mind that, from Proposition 4.1 $\text{tw}(Q) = O(\text{tw}(G^+))$. Clearly Q contains five disjoint copies of G : a copy G_0 corresponding in the non-leaf vertex of $K_{1,4}$ and four copies G_1, \dots, G_4 . Notice now that for each color $i \in [4]$, the copies of the cycles in \mathcal{C}_i^+ inside G_i do not have common vertices. We now consider a minor of Q as follows: for every $i \in [4]$, we contract in Q every copy of a cycle of \mathcal{C}_i^+ in G_i to a single vertex and remove all vertices of the copies of the cycles of $\bigcup(\{\mathcal{C}_1^+, \dots, \mathcal{C}_4^+\} \setminus \{\mathcal{C}_i^+\})$ in G_i . Observe that the resulting graph is the graph $G_{\mathcal{C}^+}^+$: for every $\mathcal{C}^+ \in \mathcal{C}^+$, colored i , the vertex $v_{\mathcal{C}^+}$ is the vertex created because of the contraction of the copy of \mathcal{C}^+ in G_i . Recall now that $G_{\mathcal{C}}$ is a contraction of $G_{\mathcal{C}^+}^+$ which, in turn, is a minor of Q and that $\text{tw}(Q) = O(\text{tw}(G^+))$ and $\text{tw}(G^+) = O(\text{tw}(G))$. This implies that $\text{tw}(G_{\mathcal{C}}) = O(\text{tw}(G))$, as required. \square

5 Finding flows inside slices in linear time

As explained in Subsection 2.3, the key idea of our algorithm is to split the given rooted embedding to slices and then process each slice separately in order to detect big enough raied nests inside them. In this section, and in particular in Subsection 5.1, we give the definition of slices and we use the results of the previous section in order to bound the treewidth of laminar stellations of slices. Also, in Subsection 5.2 we state a consequence of the linkage theorem and we show that in sufficiently large slices, in order to detect flows between particular cycles in each slice, it suffices to search locally inside the slice.

5.1 Slices and their treewidth

Slices are graphs that are embedded in *pseudo-disks*. We next define pseudo-disks and associated notions and we prove that the treewidth of graphs embedded in pseudo-disks is upper-bounded by a linear function of their radial depth.

Graphs embedded in pseudo-disks. A *pseudo-disk* Ψ is obtained from a closed disk Δ by removing a finite collection \mathcal{D} of pairwise disjoint open disks in the interior of Δ . We call the boundary of Δ *outer boundary* of Ψ and the boundary of each of the disks of \mathcal{D} an *inner boundary* of Ψ . A *boundary* of Ψ is either the outer boundary or some of its inner boundaries. We say that a graph G is Ψ -*embedded* for some pseudo-disk Ψ if it is accompanied with an embedding Γ in Ψ where each boundary of Ψ is the embedding of some cycle of G . The *radial depth* of a pseudo-disk embedding (Ψ, Γ) of a graph G is the minimum k for which there is a sequence $[v_1, f_2, \dots, v_{k-1}, f_k, v_{k+1}]$ of vertices and faces of Γ , where

- faces and vertices alternate, i.e., $v_1, v_3, \dots, v_{k-1}, v_{k+1}$ are vertices and f_2, \dots, f_k are faces,
- v_1 is a vertex in the outer boundary of Ψ and v_{k+1} is a vertex in some inner boundary of Ψ ,
- if v, f or f, v are two consecutive elements of this sequence, then v is incident to the face f , i.e., v is embedded in the boundary of f .

It is straightforward to observe that every graph embedded in a pseudo-disk that has bounded radial depth also has bounded radial radius. Thus, using Proposition 4.3, we can upper-bound its treewidth.

Lemma 5.1. *Let Ψ be a pseudo-disk and let G be a Ψ -embedded graph of radial depth at most k . Then $\text{tw}(G) = O(k)$.*

Proof. Notice that G has a \mathbb{S}^2 -embedding where one, say f of its faces is the outer boundary of Ψ . Notice also that all vertices or faces of G are within radial distance $k + 2$ from f . This means that the radial radius of G is at most $k + 2$ and the result follows from Proposition 4.3. \square

Slices. Let (G, u) be a rooted embedding. Let C be a cycle of G that is u -aligned and let $r \in \mathbb{N}^{\text{even}}$. We denote by $\text{Cycles}(C, r)$ the set of all cycles C' of G that satisfy the following properties:

- C' is u -aligned,
- $V(C') \subseteq \Delta_C$, and
- the radial distance of C' and C is equal to r .

We also denote by $\text{Interior}(C, r)$ the set $\bigcup_{C' \in \text{Cycles}(C, r)} \Delta_{C'}$. Keep in mind that $\text{Interior}(C, r)$ is an open set. We also define $\text{Slice}_G^r(C)$ as the graph obtained from G if we remove all vertices and edges that are disjoint from the closure of Δ_C and all vertices and edges that are embedded in $\text{Interior}(C, r)$. The construction of $\text{Slice}_G^r(C)$ immediately implies the following.

Observation 5.2. *If $h \in \mathbb{N}_{\geq 2}^{\text{even}}$, every $\text{Slice}_G^h(C)$ has a pseudo-disk embedding of radial depth at most h .*

As a direct consequence of Observation 5.2 and Lemmas 5.1 and 4.5, we get the following result.

Lemma 5.3. *Let (G, u) be a rooted embedding and let C be u -aligned cycle of G . Let also $h \in \mathbb{N}_{\geq 2}^{\text{even}}$ and $z \in [0, h]^{\text{even}}$. If $D = \text{Slice}_G^h(C)$ and $\mathcal{C} = \text{Cycles}(C, z)$, then $\text{tw}(D_{\mathcal{C}}) = \mathcal{O}(h)$.*

Proof. Due to Observation 5.2, D has a pseudo-disk embedding of radial depth at most h . Then, Lemma 5.1 implies that $\text{tw}(D) = \mathcal{O}(h)$. Moreover, observe that the definition of \mathcal{C} implies that \mathcal{C} is strongly laminar. Therefore, Lemma 4.5 implies that $\text{tw}(D_{\mathcal{C}}) = \mathcal{O}(h)$. \square

5.2 Flows in slices

We next give the necessary definitions on linkages that are used in order to state the consequence of the linkage theorem obtained from [3, Lemma 10].

Rerouting linkages. A *linkage* in a graph G is a subgraph L of G whose connected components are paths of at least one edge. The *paths* of a linkage are its connected components and we denote them by $\mathcal{P}(L)$. The *size* of L , denoted by $|L|$, is the number of its paths, i.e., $|\mathcal{P}(L)|$. The *terminals* of L , denoted by $T(L)$, are the endpoints of the paths of L and the *pattern* of L is the set $\{\{s, t\} \mid \mathcal{P}(L) \text{ contains some } (s, t)\text{-path}\}$. Two linkages L_1, L_2 of G are *equivalent* if they have the same pattern.

The next result can be extracted by the proof of [3, Lemma 10]. It shows that it is possible to reroute linkages away from a well-insulated part of the graph.

Proposition 5.4. *There is a function $\ell : \mathbb{N} \rightarrow \mathbb{N}$ such that for every \mathbb{S}^2 -embedded graph G and every $k \in \mathbb{N}$ the following holds. If G contains a nested sequence \mathcal{C} of $\ell(k)$ cycles, then for every linkage L of G of size k whose terminals are in the open exterior of the outer cycle of \mathcal{C} , there is a linkage L' of G that is equivalent to L and is disjoint from the interior of the inner cycle of \mathcal{C} .*

Let us note that the function ℓ from Proposition 5.4 can be assumed to be single-exponential by the results of [3]. Using Proposition 5.4, we show how to reroute linkages away from the interior of a *collection* of well-insulated aligned cycles of a rooted embedding.

Lemma 5.5. *Let (G, u) be a rooted embedding, let C be a u -aligned cycle of G , and let $z \in \mathbb{N}_{\geq 2}^{\text{even}}$. For every linkage L of G with no terminal in $\text{Interior}(C, z)$, there is a linkage L' of G that is equivalent to L and is disjoint from $\text{Interior}(C, h)$, where $h = z + 2\ell(|L|)$.*

Proof. Let (T, t_0, χ) be the radial distance decomposition of (G, u) and let $e = (v, f)$ be the vertex-face edge of T such that $C = C_e$. Also, let E be the set of all vertex-face edges $\tilde{e} = (\tilde{v}, \tilde{f})$ of T such that $\text{dist}(v, \tilde{v}) = h$ and observe that $\bigcup_{\tilde{e} \in E} \{C_{\tilde{e}}\} = \text{Cycles}(C, h)$.

Consider an arbitrary ordering e_1, \dots, e_p of the edges in E . We set $G_0 := G$ and for every $i \in [p]$, we set G_i to be the graph obtained from G_{i-1} after removing all vertices of G in the interior of C_{e_i} . We show that

for every $i \in [p]$, there is a linkage L_i of G_i that is equivalent to L ; the claimed linkage in the statement of the lemma is the linkage L_p .

We fix some $i > 0$ and we assume that there is a linkage L_{i-1} of G_{i-1} that is equivalent to L . We aim to prove that there is a linkage L'_{i-1} of G_{i-1} that is disjoint from the interior of C_{e_i} . We use (v_i, f_i) to denote the vertex-face edge e_i and $e' = (v', f')$ to denote the edge of T where v' is an ancestor of v_i and $\text{dist}(v', v_i) = 2(\ell(|L|) - 1)$. Due to Lemma 3.6, there is a nested sequence \mathcal{C} of $\ell(|L|)$ many u -aligned cycles of G where the inner one is C_{e_i} and the outer one is $C_{e'}$. Note that $C_{e'} \in \text{Cycles}(C, z + 2)$, since $h = z + 2\ell(|L|)$. Also, the terminals of L_{i-1} (which are the same as the terminals of L) are disjoint from $\text{Interior}(C, z)$. By Lemma 3.3, $V(C_{e'}) \subseteq \text{Interior}(C, z)$ and therefore the terminals of L are in the open exterior of $C_{e'}$. Invoking Proposition 5.4 for G_{i-1} and \mathcal{C} , we get a linkage L'_{i-1} of G_{i-1} that is equivalent to L and does not intersect the interior of C_{e_i} , as claimed. \square

Big flows between cycles. Given a graph G and subgraphs H, H' of G , we use $\text{flow}_G(H, H')$ to denote the maximum number of pairwise vertex-disjoint paths in G with one endpoint in $V(H)$ and one endpoint in $V(H')$. Let (G, u) be a rooted embedding and let C be a u -aligned cycle of G . Let also $z \in \mathbb{N}_{\geq 2}^{\text{even}}$ and $q \in \mathbb{N}$. We denote by $\text{bfc}_G(C, z, q)$ the set containing every cycle C' of $\text{Cycles}(C, z)$ for which $\text{flow}_G(C, C') \geq q$.

As a direct consequence of Lemma 5.5, we get that in order to compute $\text{bfc}_G(C, z, q)$ it suffices to check for which cycles C' in $\text{Cycles}(C, z)$ there is a q -flow from C to C' in $\text{Slice}_G^{z+2\ell(q)}(C)$. This reduces the flow question in the general graph to a “local” question in the corresponding slice.

Lemma 5.6. *Let (G, u) be a rooted embedding and let C be a u -aligned cycle of G . Let also $z \in \mathbb{N}_{\geq 2}^{\text{even}}$ and $q \in \mathbb{N}$. Then for every cycle $C' \in \text{bfc}_G(C, z, q)$, it holds that $\text{flow}_D(C, C') \geq q$, where $D = \text{Slice}_G^{z+2\ell(q)}(C)$.*

Proof. Note that for every cycle $C' \in \text{bfc}_G(C, z, q)$, there is a linkage L of G of size q such that every path of L has one endpoint in $V(C)$ and one endpoint in $V(C')$. Also, since $C' \in \text{Cycles}(C, z)$ and all cycles in $\text{Cycles}(C, z)$ have disjoint interiors, we get that no terminal of L is in $\text{Interior}(C, z)$. Therefore, by Lemma 5.5, there is a linkage L' of G that is equivalent to L and is disjoint from $\text{Interior}(C, h)$, where $h = z + 2\ell(q)$. The latter implies that L' is also a linkage in D and therefore since it has the same pattern as L , $\text{flow}_D(C, C') \geq q$. \square

We conclude this section by showing that we can compute the set of all aligned cycles in a slice (in an appropriate radial distance) that certify the existence of sufficiently large railed nests. The ingredients used in this proof are the following. First, Lemma 5.6 allows to restrict our attention to the given slice. The existence of large flows can be expressed in MSO in the appropriate laminar stellation of the slice, which has bounded treewidth because of Lemma 5.3. Therefore, we can compute these flows in total linear time using Proposition 2.2.

Lemma 5.7. *There is an algorithm that given a rooted embedding (G, u) , a u -aligned cycle C of G , two integers $z \in \mathbb{N}_{\geq 2}^{\text{even}}$ and $q \in \mathbb{N}$, and the set of cycles $\text{Cycles}(C, z)$, computes $\text{bfc}_G(C, z, q)$, in time $\mathcal{O}_{z+q}(|D|)$, where $D = \text{Slice}_G^h(C)$ and $h = z + 2\ell(q)$.*

Proof. Our aim is to compute $\text{bfc}_G(C, z, q)$ using Proposition 2.2. By Lemma 5.6, it suffices to check for which cycles C' of G in $\text{Cycles}(C, z)$ it holds that $\text{flow}_D(C, C') \geq q$. We use \mathcal{C} to denote $\text{Cycles}(C, z)$. In linear time, we construct the graph $D_{\mathcal{C}}$ (by introducing a vertex $v_{C'}$ for every cycle $C' \in \mathcal{C}$ and making it adjacent to all vertices of C). Also, we color the set of all newly introduced vertices by a color, say R . Notice that there is an MSO-formula ϕ that given a set $S \subseteq R$, expresses, for every $s \in S$, the existence of a collection \mathcal{P}_s of q paths in $D_{\mathcal{C}}$ from s to the vertices of $V(C)$ that have s as a common endpoint and no other common vertex. A maximum size such set $S \subseteq R$ corresponds to the collection of cycles $\text{bfc}(C, z, q)$. Therefore, using Proposition 2.2, we can compute the maximum size set $S \subseteq R$ such that $(G, S) \models \phi$, from which we can also get $\text{bfc}(C, z, q)$ (by taking the neighborhood of each $s \in S$ in $D_{\mathcal{C}}$). Following Proposition 2.2, this can be done in time $\mathcal{O}_{\text{tw}(D_{\mathcal{C}})}(|V(D_{\mathcal{C}})|)$. Due to Lemma 5.3, $\text{tw}(D_{\mathcal{C}}) = \mathcal{O}(h)$ and therefore we get the claimed running time. \square

6 Removing all irrelevant vertices in linear time

In this section, we show how to split a planar single-rooted instance into slices and apply the algorithm of Lemma 5.7 in order to find railed nests inside each slice that certify the irrelevance of sets of vertices.

Since we want to argue about irrelevance in the original instances, the results in this section are stated for general surface-embedded multiple-rooted graphs. However, radial distance decompositions and slices are defined for rooted embeddings, which are single-rooted 2-edge-connected \mathbb{S}^2 -embedded graphs. We will next work with *reduced embedding pairs*, which are rooted embeddings obtained from a surface-embedded graph G after the contraction of a connected edge set J that make it planar and then adding some edges in the obtained \mathbb{S}^2 -embedded graph G/J to make it 2-edge-connected. The corresponding definitions and results about achieving 2-edge-connectivity and the notion of reduced embedding pairs are given in Subsection 6.1. The specifications of the set J to be contracted as well as the algorithm that finds it is presented in Section 7.

The set of vertices to be declared irrelevant for each slice as well as the set of all irrelevant vertices are described in Subsection 6.2, where we also show that their removal from the instance indeed gives an equivalent instance. Then, in Subsection 6.3, we give the algorithm that actually detects this set. We conclude this section with Subsection 6.4, where we show that, after the removal of the set of irrelevant vertices, the obtained (equivalent) instance has bounded treewidth.

6.1 Making a sphere-embedded graph 2-edge-connected

In order to show how to get a 2-edge-connected supergraph of a given \mathbb{S}^2 -embedded graph, we define the operation of *digon completion*.

Digon completions. A 2-edge-connected component of a graph G is a vertex-maximal 2-edge-connected subgraph of G . Note that if H and H' are two distinct 2-edge-connected components of a graph then $V(H) \cap V(H') = \emptyset$ and if there is an edge $e \in E(G)$ with one endpoint in $V(H)$ and one endpoint in $V(H')$, then e is a bridge of G .

Let G be a \mathbb{S}^2 -embedded graph with $|V(G)| \geq 2$. The operation of *digon completion* in G constructs a new graph G' as follows. Let H_1, H_2 be two distinct 2-edge-connected components of G that share a face f of G . We distinguish two cases, depending whether H_1 and H_2 are connected by a bridge, or not. If H_1 and H_2 are connected by a bridge, say with endpoints v_1, v_2 , then G' is obtained by introducing a new edge between v_1 and v_2 , which we embed inside f . If there is no bridge between H_1 and H_2 , we pick arbitrary vertices $v_1 \in V(H_1)$ and $v_2 \in V(H_2)$ and we construct G' by introducing two new edges between v_1 and v_2 , both embedded inside f . We say that G' is obtained by a *digon completion* from G . We call the newly introduced edges *digon edges*. Note that G' is also a \mathbb{S}^2 -embedded graph.

Let G be a \mathbb{S}^2 -embedded graph. We say that a \mathbb{S}^2 -embedded graph G' is a *2-edge-connected digon-completion* of G if G' is 2-edge-connected and either $G = G'$ or there is a sequence G_1, \dots, G_d of graphs, where $G_1 = G$ and $G_d = G'$ such that for every $i \in [d-1]$, G_i is not 2-edge-connected and G_{i+1} is obtained by a digon completion from G_i .

Lemma 6.1. *Let G be a \mathbb{S}^2 -embedded graph and let G' be a 2-edge-connected digon-completion of G . Also, let u be a vertex of G . Then for every u -aligned cycle C of G' , we have that either $E(C)$ contains no digon edge or the interior of C is a face of G' .*

Proof. Assume that $G \neq G'$, since otherwise G' contains no digon edges. Let G_1, \dots, G_d be the sequence of graphs where $G_1 = G$ and $G_d = G'$ certifying that G' is a 2-edge-connected digon-completion of G .

Let (T, t_0, χ) be the radial distance decomposition of (G', u) and let (v, f) be the vertex-face edge of T such that $C = C_{(v, f)}$. Suppose towards a contradiction that $E(C)$ contains a digon edge and the interior of C is not a face of G' . Let i be the maximum integer in $\{1, \dots, d-1\}$ for which there is a digon edge $e \in E(C)$ introduced when obtaining G_{i+1} from G_i . Observe that maximality of i implies that C is a cycle in G_{i+1} and therefore both endpoints of e should belong to the same connected component of G_i . Therefore, by definition of the digon completion operation, $E(C) \setminus \{e\}$ should contain only one edge e' which should

also be a bridge in G_{i-1} . Since $E(C)$ consists of the two edges e and e' , again by the definition of the digon completion operation we have that the interior of C bounds a face of G' , a contradiction. \square

Reduced embedding pairs. Let Σ be a surface, let G be a Σ -embedded graph, and let J be a connected set of edges of G such that G/J is planar. We consider a rooted embedding (G', u_J) where G' is a 2-edge-connected digon-completion of G/J , accompanied with the resulting embedding of G/J in \mathbb{S}^2 , and u_J is the result of the contraction of the edges in J in G . We refer to (G', u_J) as the *reduced embedding pair* of (G, J) . We say that a cycle C of G is *J -aligned* if C is a u_J -aligned cycle of G' (w.r.t. (G', u_J)).

6.2 Deducing irrelevance from flows

Let (G, u) be a rooted embedding and let C be a u -aligned cycle of G . Given a $q \in \mathbb{N}_{\geq 2}$, we define the *q -irrelevant set for C* as the vertex set

$$\text{Irr}_G(C, q) := V(G) \cap \bigcup_{C' \in \mathcal{C}} \text{Interior}(C', 2 \cdot \ell(q)),$$

where $\mathcal{C} = \text{bfc}_G(C, 2(q-1), q)$ and ℓ is the linkage function (from Proposition 5.4). In words, the q -irrelevant set for C is the set of all vertices of G that are embedded in the interior $\text{Interior}(C', 2 \cdot \ell(q))$ of all cycles that are in radial distance $2 \cdot \ell(q)$ from C' , for all aligned cycles C' that are in radial distance $2(q-1)$ from C and send a q -flow to C .

We next show that given an instance \mathbf{G} of a rooted graph problem Π that has the insulation property, if J is a connected set of edges that spans the roots $R(\mathbf{G})$ and whose contraction makes G planar, then for every J -aligned cycle C of G the removal of the c_Π -irrelevant set of C yields an equivalent instance for Π .

Lemma 6.2. *Let Π be a rooted graph problem that has the insulation property. Also, let \mathbf{G} be a Σ -embedded rooted graph and let J be a connected set of edges of G such that G/J is planar and $R(\mathbf{G}) \subseteq V(J)$. Then, for every J -aligned cycle C of G , we have that \mathbf{G} and $\mathbf{G} - \text{Irr}_G(C, c_\Pi)$ are Π -equivalent.*

Proof. Let (G', u_J) be a reduced embedding pair of (G, J) and let (T, t_0, χ) be the radial distance decomposition of (G', u_J) . By definition, the fact that C is J -aligned implies that there is a non-root vertex-face edge $e = (v, f)$ of T such that $C = C_e$. Also, note that because of Lemma 6.1, all u_J -aligned cycles of G' that correspond to vertex-face edges $e' = (v', f')$ of T for which f' is not a leaf, are also cycles of G .

Consider an arbitrary ordering C_1, \dots, C_p of the cycles in $\text{bfc}(C, 2(c_\Pi - 1), c_\Pi)$. We set $\mathbf{G}_0 := \mathbf{G}$ and for every $i \in [p]$, we set \mathbf{G}_i to be the rooted graph obtained from \mathbf{G}_{i-1} after the removal of all vertices in $\text{Interior}(C_i, 2\ell(c_\Pi))$. Keep also in mind that $\text{Interior}(C_i, 2\ell(c_\Pi))$ is a subset of the interior of C_i .

Because of Lemma 5.6, for every $i \in [0, p]$ and every $j > i$, $\text{flow}_{G_i}(C, C_j) \geq c_\Pi$. In other words, given that G contains c_Π pairwise-disjoint paths between C and C_j , such paths also exist in G_i . This allows us to consider, for every $i \in [p]$, a collection \mathcal{P}_i of c_Π pairwise-disjoint paths from $V(C)$ to $V(C_i)$ in G_{i-1} . Moreover, since for every $i \in [p]$, $C_i \in \text{Cycles}(C, 2(c_\Pi - 1))$, by Lemma 3.6, there is a nested sequence \mathcal{C} of c_Π cycles of G' such that the inner cycle of \mathcal{C} is C_i and the outer cycle of \mathcal{C} is C . Notice now that for every $i \in [p]$, $W_i := \bigcup \mathcal{C}_i \cup \bigcup \mathcal{P}_i$ is a c_Π -railed nest of G' such that u_J belongs to $\text{ext}(W)$ and $\text{int}(W)$ is the interior of C_i .

Observe also that the fact that J is connected implies that W_i is also a c_Π -railed nest of \mathbf{G} , where the endpoints of all edges in J belong to $\text{ext}(W)$ and $\text{int}(W)$ is the interior of C_i . Furthermore, since $R(\mathbf{G})$ is a subset of $V(J)$, it is also a subset of $\text{ext}(W) \cap V(\mathbf{G})$. Therefore, by the insulation property, we have that for every $i \in [p]$, \mathbf{G}_i and G_{i-1} are Π -equivalent. Thus, $\mathbf{G}_0 = \mathbf{G}$ and \mathbf{G}_i are Π -equivalent for every $i \in [p]$, which in particular means that \mathbf{G} and $\mathbf{G}_p = \mathbf{G} - \text{Irr}_G(C, c_\Pi)$ are Π -equivalent. \square

Global irrelevant sets. Let (G, u) be a rooted embedding and let $q \in \mathbb{N}_{\geq 2}$. We set $h := 2(q-1) + 2\ell(q)$. Let \mathcal{C}_h be the set of all u -aligned cycles of G whose radial distance from u is equal to $2 \pmod{h}$ and we set $I := \bigcup_{C \in \mathcal{C}_h} \text{Irr}_G(C, q)$. We call I the *global q -irrelevant set* of (G, u) . It is easy to see that 2-edge-connectivity of G implies that $G - I$ is also 2-edge-connected.

By repeatedly applying Lemma 6.2 for all cycles in C_h , we can show that the removal of the global q -irrelevant set from an instance gives an equivalent one.

Lemma 6.3. *Let Π be a rooted graph problem that has the insulation property. Also, let \mathbf{G} be a Σ -embedded rooted graph and let J be a connected set of edges of G such that G/J is planar and $R(\mathbf{G}) \subseteq V(J)$. If I is the global c_Π -irrelevant set for the reduced embedding pair (G', u_J) , then \mathbf{G} and $\mathbf{G} - I$ are Π -equivalent.*

Proof. Let (T, t_0, χ) be the radial distance decomposition of (G', u_J) . Keep in mind that, because of Lemma 6.1, all u_J -aligned cycles of G' that correspond to vertex-face edges $e' = (v', f')$ of T where f' is not a leaf are also cycles of G .

We set $h := 2(c_\Pi - 1) + 2\ell(c_\Pi)$. Let E_h be the set of all vertex-face edges $e = (v, f)$ of T so that the distance between t_0 and v is equal to $2 \pmod{h}$. Also, consider a linear ordering e_1, \dots, e_d of E_h such that if $e_i = (v_i, f_i)$, $e_j = (v_j, f_j)$, and v_j is a descendant of v_i , then $i < j$. The latter property implies that if C_{e_j} is in the interior of C_{e_i} , then $i < j$.

We set $\mathbf{G}_0 := \mathbf{G}$ and for every $i \in [p]$, we set \mathbf{G}_i be the rooted graph obtained from \mathbf{G}_{i-1} after the removal of all vertices in $\text{lrr}_G(C_{e_i}, c_\Pi)$.

In order to show that \mathbf{G}_i and \mathbf{G}_{i-1} are Π -equivalent, we distinguish two cases. If there is a $j < i$ such that C_{e_i} contains a vertex of $\text{lrr}_G(C_{e_j}, c_\Pi)$, then by Observation 3.4 $C_{e_i} \subseteq \text{lrr}_G(C_{e_j}, c_\Pi)$. This in turn implies $\text{lrr}_G(C_{e_i}, c_\Pi) \subseteq \text{lrr}_G(C_{e_j}, c_\Pi)$ and therefore $\mathbf{G}_i = \mathbf{G}_{i-1}$. If for every $j < i$, we have that C_{e_i} is disjoint from $\text{lrr}_G(C_{e_j}, c_\Pi)$ then the interior of C_{e_i} is also disjoint from $\text{lrr}_G(C_{e_j}, c_\Pi)$ for every $j < i$ because of the definition of the ordering. Therefore, the c_Π -irrelevant set of C_{e_i} in G and in G_{i-1} is the same, i.e., $\text{lrr}_G(C_{e_i}, c_\Pi) = \text{lrr}_{G_i}(C_{e_i}, c_\Pi)$. By applying Lemma 6.2 for the rooted graph \mathbf{G}_{i-1} and the cycle C_{e_i} , we get that \mathbf{G}_i and \mathbf{G}_{i-1} are Π -equivalent. Thus, \mathbf{G} and \mathbf{G}_i are Π -equivalent for every $i \in [p]$, which in particular means that \mathbf{G} and $\mathbf{G}_p = \mathbf{G} - I$ are Π -equivalent. \square

6.3 Finding the irrelevant vertices

We next show how to compute the q -irrelevant set for each slice and the global q -irrelevant set in time that is linear in the size of the split and in the size of the instance, respectively.

Lemma 6.4. *There is an algorithm that given a rooted embedding (G, u) , a u -aligned cycle C of G , an integer $q \in \mathbb{N}_{\geq 2}$, and the set of cycles $\text{Cycles}(C, h)$, where $h = 2(q - 1) + 2\ell(q)$, computes the q -irrelevant set for C in time $\mathcal{O}_q(|D|)$, where $D = \text{Slice}_G^h(C)$.*

Proof. The algorithm first computes $\text{bfc}(C, 2(q - 1), q)$ in time $\mathcal{O}_q(|H|)$ using the algorithm of Lemma 5.7. Then, it outputs the union of sets of vertices of G in $\text{Interior}(C', 2\ell(q))$ for every $C' \in \text{bfc}(C, 2(q - 1), q)$. \square

Let us now describe an algorithmic procedure that, given a rooted embedding (G, u) and an integer $q \in \mathbb{N}_{\geq 2}$, outputs a vertex set I . After presenting this procedure, we show that the output is the q -global irrelevant set and that it runs in linear time.

Algorithm `global_trim` (G, u, q)

Input: a rooted embedding (G, u) and a $q \in \mathbb{N}_{\geq 2}$.

Output: a vertex set $I \subseteq V(G)$.

1. Compute the radial distance decomposition (T, t_0, χ) of (G, u) and a function that maps every non-rooted vertex-face edge of T to the cycle C_e .
2. Let $h := 2(q - 1) + 2\ell(q)$ and let $I = \emptyset$.
3. Let E_h be the set containing every vertex-face edge $e = (v, f)$ of T where the distance in T between t_0 and v is $2 \pmod{h}$.
4. Consider a linear ordering $\mathcal{L} := [e_1, \dots, e_d]$ of E_h such that if $e_i = (v_i, f_i)$, $e_{i'} = (v_{i'}, f_{i'})$ and $v_{i'}$ is a descendant of v_i then $i < i'$.
5. Let e be the first edge of \mathcal{L} .
6. Let $G := G - \text{lrr}_G(C_e, q)$.

7. Remove from \mathcal{L} the edge e and every edge e' where $V(C_{e'}) \cap \text{lrr}_G(C_e, q) \neq \emptyset$.
8. Let $I := I \cup \text{lrr}_G(C_e, q)$.
9. If \mathcal{L} is non-empty, go to Step 5, otherwise output I .

We now show that the above algorithm outputs in linear time the global q -irrelevant set.

Lemma 6.5. *The algorithm `global_trim`(G, u, q) outputs the global q -irrelevant set I in time $\mathcal{O}_q(|G|)$.*

Proof. Let E be the subset of E_h consisting of all edges $e \in E_h$ for which $\text{lrr}_G(C_e, q)$ was added in Step 8. We claim that the union of $\bigcup_{e \in E} \text{lrr}_G(C_e, z)$ for all $e \in E$ is the z -irrelevant set for (G, u) , i.e., $\bigcup_{e \in E_h} \text{lrr}_G(C_e, z) = \bigcup_{e \in E} \text{lrr}_G(C_e, z)$.

To show this, we argue that for every $e' \in E_h$, there is an $e \in E$ such that $\text{lrr}_G(C_{e'}, z) \subseteq \text{lrr}_G(C_e, z)$. Indeed, note that an edge $e' \in E_h \setminus E$ was not considered in Step 8 because it was discarded in Step 7 from \mathcal{L} . Therefore, there is some $e \in E$ such that $V(C_{e'}) \cap \text{lrr}_G(C_e, q) \neq \emptyset$. Since $V(C_{e'}) \cap \text{lrr}_G(C_e, q) \neq \emptyset$, we have that $C_{e'}$ intersects the interior of a cycle $C' \in \text{Cycles}(C, h)$. By Observation 3.4, every vertex in the interior of $C_{e'}$ is also in the interior of C' . Therefore every vertex of G in the interior of $C_{e'}$ is contained in $\text{lrr}_G(C_e, q)$. Since $\text{lrr}_G(C_{e'}, q)$ is a subset of the vertices in the interior of $C_{e'}$, we get $\text{lrr}_G(C_{e'}, q) \subseteq \text{lrr}_G(C_e, q)$.

We next argue that the algorithm `global_trim`(G, u, q) terminates in linear time. Note that because of Lemma 3.2, we can compute the radial distance decomposition (T, t_0, χ) of (G, u) in linear time. Also, because of Lemma 3.5, in linear time we can get a function that maps every non-rooted vertex-face edge of T to the cycle C_e . Now, for each $e \in E$, we set $D_e := \text{Slice}_G^h(C_e)$. Observe that the set $\text{lrr}(C_e, q)$ can be computed in time $\mathcal{O}_q(|V(D_e)|)$, using the algorithm of Lemma 6.4. The claimed bound on the running time of `global_trim`(G, u, q) follows by observing that $\sum_{e \in E} |V(D_e)| \leq 2|V(G)|$. To see why the latter inequality holds, note that for every two distinct $e, e' \in E$, the cycles $C_e, C_{e'}$ do not intersect and $V(D_e) \setminus V(C_e)$ and $V(D_{e'}) \setminus V(C_{e'})$ are disjoint sets. Thus $\sum_{e \in E} |V(D_e)| = \sum_{e \in E} |V(D_e) \setminus V(C_e)| + \sum_{e \in E} |V(C_e)| \leq 2|V(G)|$. \square

6.4 Bounding the treewidth

As mentioned in Subsection 2.3, we show that the removal of the global irrelevant set gives a graph of bounded treewidth. In fact, we show that in a rooted embedding where there is no large nested sequence of aligned cycles with a large flow from the inner one to the outer one, the treewidth is bounded. Let us formally define the aforementioned property.

Let (G, u) be a rooted embedding and let $r \in \mathbb{N}_{\geq 1}$ and $q \in \mathbb{N}_{\geq 2}$. We say that (G, u) is (r, q) -thin if for every two u -aligned cycles C, C' of G where $V(C')$ is embedded in the interior of C and their radial distance is at least $2r$ it holds that $\text{flow}_G(C, C') < q$.

Lemma 6.6. *For every rooted embedding (G, u) , if (G, u) is (r, q) -thin, then $\text{tw}(G) = \mathcal{O}(r + q)$.*

Proof. Before proceeding to the proof, let us sketch its main ideas. Supposing towards a contradiction that the treewidth of G is large enough, we get a large railed nest. While the cycles \mathcal{C} of the railed nest are not guaranteed to be u -aligned, we show that u -aligned cycles are “roughly parallel” to the cycles of \mathcal{C} . This is based on the observation that if a u -aligned cycle C crosses many cycles of \mathcal{C} , then the same will happen to another u -aligned cycle C' in an appropriate radial distance. In this case, (sub)paths of cycles of \mathcal{C} will give a large flow between C and C' , contradicting thinness. Therefore, many u -aligned cycles are “roughly parallel” to the cycles \mathcal{C} of the railed nest, and in this case the paths \mathcal{P} of the nest certify the existence of a large flow, contradicting thinness.

We set $d := 2q + 3r + 1$. Assume towards a contradiction that G has treewidth at least $c \cdot d$, where c is the constant of Proposition 2.1. Then, from Proposition 2.1, applied on the rooted graph (G, u) and for $\Sigma = \mathbb{S}^2$, we have that (G, u) contains some d -railed nest W whose cycle collection is $\mathcal{C} = \{C_1, \dots, C_d\}$, whose path collection is $\mathcal{P} = \{P_1, \dots, P_d\}$, and such that the interior of W contains some vertex v . For $i \in [d]$, we denote by Δ_i the open disk bounded by C_i where v is embedded.

Clearly, the radial distance between v and u should be at least $2(d + 1)$ as there are at least d cycles separating v and u . Let (T, t_0, χ) be the radial distance decomposition of (G, u) . Let $t \in V(T)$ such that

$v \in \chi(t)$ and consider the path in T between t_0 and t . Clearly, this path has length at least $2(d+1)$ and contains at least $d+1$ vertex-face edges. Among them let $e_1, \dots, e_{d'}$, for some $d' \geq d$, be those for which (1) the cycle C_{e_i} is not embedded in Δ_1 , (2) are as close as possible to the vertex t in T , and (3) are ordered so that those that are closer to t appear earlier. Also we consider $\mathcal{Q} = [Q_1, \dots, Q_{d'}]$ be the sequence of nested cycles so that $Q_i = C_{e_i}, i \in [d']$. By the definition of the radial distance decomposition, if $1 \leq i \leq j \leq d'$, then the radial distance between Q_i and Q_j is $2(j-i)$.

For every cycle $Q \in \mathcal{Q}$ we denote by $\text{ind}(Q)$ the set $\{h \mid V(C_h) \cap V(Q) \neq \emptyset\}$ and by $\text{range}(Q)$ the set $\max \text{ind}(Q) - \min \text{ind}(Q)$. Intuitively, $\text{ind}(Q)$ encodes the set of all cycles of \mathcal{C} that Q intersects and $\text{range}(Q)$ is the difference (in indices) between the first and the last cycle of \mathcal{C} that Q intersects. Observe the following

$$\forall i \in [d'] \quad \min \text{ind}(Q_i) \leq i, \quad (1)$$

$$\text{if } 1 \leq i \leq j \leq d, \text{ then } \max \text{int}(Q_i) \leq \max \text{int}(Q_j), \text{ and} \quad (2)$$

$$\text{if } 1 \leq i \leq j \leq d, \text{ then } \min \text{ind}(Q_j) \leq \min \text{ind}(Q_i) + j - i. \quad (3)$$

Let us comment how to get these observations: (1) follows because the radial distance between v and Q_i is $2i$. (2) follows because v is embedded in Δ_{Q_i} and $\Delta_{Q_i} \subseteq \Delta_{Q_j}$. To see (3) it is enough to observe that for every vertex x of Q_i there is a vertex of Q_j within radial distance $2(j-i)$ from x and this, in turn, implies that $\min \text{ind}(Q_j) - \min \text{ind}(Q_i)$ is upper-bounded by the half of the radial distance between Q_i and Q_j .

We next show that the range of cycle in \mathcal{Q} is small.

Claim: for every $i \in [d - (r+q+1)]$, it holds that $\text{range}(Q_i) \leq r+q$.

Proof of claim: Suppose that $\text{range}(Q_i) \geq r+q+1$. We set $\ell := \min \text{ind}(Q_i)$. Due to (1), $\ell \leq i$. Observe that because of (2) and (3), for every $1 \leq i \leq j \leq d$, it holds that $\text{range}(Q_j) \geq \text{range}(Q_i) - (j-i)$. This in turn implies that each of the $r+1 \geq r$ cycles in $\{Q_i, \dots, Q_{i+r}\}$ intersect each of the q pairwise disjoint cycles in $\{C_{\ell+r+1}, \dots, C_{\ell+r+q+1}\}$. This certifies that there is a flow of size q from Q_i to Q_{i+r} , a contradiction to the fact that (G, u) is (r, q) -thin, as the radial distance between Q_i and Q_{i+r} is $2r$. \diamond

We next set y to be minimum such that $\max \text{int}(Q_y) \geq r+q+1$. This means that either $y=1$, or $\max \text{int}(Q_{y-1}) \leq r+q$. From the above Claim, we have that $\min \text{ind}(Q_y) \geq 1$, which implies that the whole Q_y is embedded outside the open disk Δ_1 . Consider the cycles $\{Q_y, \dots, Q_{y+r}\}$ and observe that, from (3), $\min \text{ind}(Q_{y+r}) \leq \min \text{ind}(Q_y) + r$. By the above Claim, we also have $\max \text{int}(Q_{y+r}) \leq \min \text{ind}(Q_{y+r}) + q + r$. Therefore,

$$\begin{aligned} \max \text{int}(Q_{y+r}) &\leq \min \text{ind}(Q_y) + r + q + r \\ &\leq \min \text{ind}(Q_{y-1}) + 1 + q + 2r \quad (\text{because of (3)}) \\ &\leq \max \text{int}(Q_{y-1}) + 1 + q + 2r \quad (\text{because of (2)}) \\ &\leq r + q + 1 + q + 2r = d. \quad (\text{because } \max \text{int}(Q_{y-1}) \leq r + q.) \end{aligned}$$

We conclude that Q_{y+r} is embedded inside the closure of the disk Δ_d . Then any q of the d paths of \mathcal{P} should intersect all cycles Q_y, \dots, Q_{y+r} . Therefore there is a flow of size q from Q_y to Q_{y+r} , a contradiction to the fact that (G, u) is (r, q) -thin, as the radial distance between Q_y and Q_{y+r} is $2r$. \square

We next show that the removal of the global q -irrelevant set I from G yields an (h, q) -thin graph, where $h = 2(q-1) + 2\ell(q)$. Then, due to Lemma 6.6, it follows that $\text{tw}(G-I)$ is a linear function of $\ell(q)$; recall that ℓ is the linkage function from Proposition 5.4.

Lemma 6.7. *Let (G, u) be a rooted embedding and let $q \in \mathbb{N}_{\geq 2}$. If I is the global q -irrelevant set for (G, u) , then $\text{tw}(G-I) = \mathcal{O}(\ell(q))$.*

Proof. We set $h = 2(q-1) + 2\ell(q)$. We show that $(G-I, u)$ is (h, q) -thin, which together with Lemma 6.6 implies that $\text{tw}(G-I) = \mathcal{O}(h+q) = \mathcal{O}(\ell(h))$. To see why $(G-I, u)$ is (h, q) -thin, suppose towards a contradiction that there exist two u -aligned cycles C, C' of $G-I$ with the following properties: $V(C') \subseteq \Delta_C$, their radial distance is at least $2h$, and $\text{flow}_G(C, C') \geq q$. Then, there exist two u -aligned cycles \tilde{C}, \tilde{C}' of G

such that $\Delta_{C'} \subseteq \Delta_{\tilde{C}'} \subseteq \Delta_{\tilde{C}} \subseteq \Delta_C$ and the radial distance from both \tilde{C} and \tilde{C}' to u is equal to $2 \pmod{h}$. Moreover, note that $\text{flow}_G(C, C') \geq q$ implies that $V(\tilde{C}') \subseteq \text{lrr}_G(\tilde{C}, q)$, a contradiction to the assumption that \tilde{C}' is a cycle of $G - I$. \square

7 Dealing with surface-embeddable multi-rooted graphs

In this section, we wrap-up the proof of Theorem 2.3 by showing how to deal with the general case of surface-embeddable multi-rooted graphs. We first show how to find a connected set J of edges of a surface-embeddable whose contraction yields a planar graph. We then show how to enhance this set J in order to guarantee that the roots of \mathbf{G} are spanned by J , while maintaining the property that if the treewidth of G/J is bounded then the treewidth of G is also bounded. We conclude this section by assembling the proof of Theorem 2.3.

7.1 From surfaces to spheres

We will use the following result that is implicit in the proof of [11, Lemma 8].

Proposition 7.1. *There is an algorithm that, given a connected graph G embedded in a surface Σ and a vertex $s \in V(G)$, outputs, in linear time, a collection \mathcal{P} of shortest paths of G with the following properties:*

- $|\mathcal{P}| = \mathcal{O}(\text{eg}(G))$,
- the paths in \mathcal{P} have s as a common endpoint, and
- $\Sigma \setminus \bigcup \mathcal{P}$ is an open disk.

While [11, Lemma 8] does not explicitly state that $\Sigma \setminus \bigcup \mathcal{P}$ is an open disk, this can be easily derived by its proof. In fact, in the proof of [11, Lemma 8], the authors construct \mathcal{P} by picking a subgraph of a cut graph \mathbb{L} that is, in turn, a subgraph of $T + X$, where (T, T^*, X) is the tree-cotree decomposition of Eppstein [19]. Since when cutting open the surface Σ along $T + X$, they obtain a disk, it is easy to observe that the removal of $\bigcup \mathcal{P}$ from Σ also creates an open disk.

We next enhance Proposition 7.1 by showing that by taking extra shortest paths that span a prescribed set of vertices, we can get a collection of shortest paths whose contraction makes the graph planar.

Lemma 7.2. *There is an algorithm that, given a Σ -embedded connected graph G and a set $B \subseteq V(G)$, outputs, in linear time, a collection \mathcal{P} of shortest paths of G with the following properties:*

- $|\mathcal{P}| = \mathcal{O}(\text{eg}(G) + |B|)$,
- $\bigcup \mathcal{P}$ is a connected subgraph of G whose vertex set contains B , and
- $G/E(\bigcup \mathcal{P})$ is planar.

Proof. The algorithm works as follows. It first finds a collection \mathcal{Q} of $|B| - 1$ shortest paths among the vertices of B , by fixing an arbitrary vertex $b \in B$ and computing a BFS tree with b as root. Then, it invokes the algorithm of Proposition 7.1 with the graph G and the vertex b as inputs, which gives a collection \mathcal{P} of shortest paths with b as a common endpoint. The latter algorithm guarantees that $|\mathcal{P}| = \mathcal{O}(\text{eg}(G))$ and that $\Sigma \setminus \bigcup \mathcal{P}$ is an open disk. It is therefore easy to see that $\mathcal{Q} \cup \mathcal{P}$ is a collection of shortest paths that satisfies the first two properties in the statement of the lemma. Let J be the set of edges of all paths in \mathcal{P} ; we claim that G/J is planar. Indeed, consider the graph G' obtained from G by subdividing once each edge of G that is incident to a vertex of some path in \mathcal{P} . Since $\Sigma \setminus \bigcup \mathcal{P}$ is an open disk, G' is embedded in a closed disk Δ with all the subdivision vertices, i.e., the vertices in $V(G') \setminus V(G)$ lying on the boundary of Δ . Therefore, by introducing a new vertex that is adjacent to all these vertices in the boundary of Δ , we get a graph that is planar and isomorphic to G/J . Planarity of G/J implies that if we further contract the edges of all paths in \mathcal{Q} we still get a planar graph. \square

As we explain in the next subsection, the above result (Lemma 7.2) will be applied for radial graphs. Therefore, we need to relate the contraction of paths in R_G to the contraction of edges in the original graph G . For this, we have to associate edges of R_G that have to be contracted, to edges of G that have to be contracted in order to achieve planarity in G , while not changing significantly the radial distances in G .

Let G be a Σ -embedded graph and let H be a subgraph of its radial graph R_G . Let $N(H)$ be the set of all vertices of R_G whose distance from some vertex of $V(G) \cap V(H)$ is at most two. We denote by $J(H)$ the set of all edges of R_G with both endpoints in $N(H)$. Also we denote by $E_H(G)$ the set of all edges of G where both their endpoints belong in $N(H)$. See Fig. 4 for an illustration of the above notions.

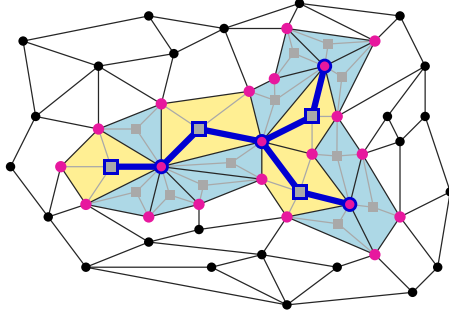


Figure 4: An example of an \mathbb{S}^2 -embedded graph G (its vertices are depicted as disk-shaped nodes) and a subgraph H of its radial graph R_G , depicted in blue. The faces of G that correspond to vertices of H are also drawn as yellow regions. The set $N(H)$ consists of the magenta-colored disk-shaped vertices and the grey-colored square-shaped vertices; all vertices are vertices of the radial graph R_G . The faces of G that correspond to vertices of H are also depicted as yellow regions. The faces of G that are incident to vertices of $V(G) \cap V(H)$ are also depicted as cyan regions. The set $J(H)$ is set of grey-colored edges while the set $E_H(G)$ is the set of all edges of G that are incident to colored faces.

Lemma 7.3. *Let G be Σ -embedded graph and let H be a subgraph of its radial graph R_G . Then the following hold:*

1. *If H is connected then $E_H(G)$ is a connected set of edges in G .*
2. *If $R_G/E(H)$ is planar, then $G/E_H(G)$ is planar.*
3. *Let v be a vertex in $V(G) \setminus V(E_H(G))$ and let u be a vertex in $V(G) \cap V(H)$. Then the radial distance between v and u is at least four.*

Proof. We use N_1 to denote the set $V(G) \cap V(H)$ and N_2 to denote the set of all vertices of G that are in distance two from a vertex of N_1 in R_G ; note that $\{N_1, N_2\}$ is a partition of $N(H) \cap V(G)$. Also, keep in mind that $E_H(G) = E(G[N_1 \cup N_2])$.

We first show that $R_G/J(H)$ is the radial graph of $G/E_H(G)$. Let Q be the subgraph of G induced by the edges of $E_H(G)$. Observe that when contracting all edges of $E_H(G)$ in G , every connected component of Q becomes a single vertex. Each such vertex is incident to the faces of G that were adjacent to some vertex in N_2 . Similarly, the contraction of the edges of $J(H)$ in the radial graph R_G gives a set of new vertices, each adjacent to the vertices of R_G in the neighborhood of the vertices of N_2 . In order to derive that $R_G/J(H)$ is the radial graph of $G/E_H(G)$, observe that there is a bijection between the vertices of G that are result of the contraction of the edges from $E_H(G)$ and the vertices of R_G that are result of the contraction of the edges from $J(H)$.

Property (1) follows from the fact that $E_H(G) = E(G[N_1 \cup N_2])$ and that if H is connected, then $G[N_1 \cup N_2]$ is connected.

Property (2) follows by observing that $R_G/J(H)$ is a minor of $R/E(H)$, combined with the fact that, as shown above, $R_G/J(H)$ is the radial graph of $G/E_H(G)$ and that if the radial graph of a surface-embedded graph is planar, then the graph itself is planar.

For Property (3), note that since each vertex in $v \in V(G) \setminus V(E_H(G))$ is in radial distance at least two from every vertex in N_2 and every vertex in N_2 is in radial distance at least two from any vertex u in N_1 , we get that the radial distance between v and u is at least four. \square

7.2 Maintaining the bound on treewidth

In order to prove that the contraction of the edges of the shortest radial paths given in the previous subsection does not yield big changes in the treewidth of the graph, we will use a result obtained from [17]. This states that in a surface-embedded graph, if there is a large enough wall W whose perimeter bounds a closed disk where W is embedded, every collection of shortest radial paths with terminals outside this disk is guaranteed to not touch a sufficiently central part of the wall. Let us give formal definitions of layers and central subwalls of walls.

Layers of walls and central subwalls. Let r be an odd positive integer. The layers of an r -wall W are recursively defined as follows. The first layer of W is its perimeter. For $i = 2, \dots, (r-1)/2$, the i th layer of W is the $(i-1)$ th layer of the wall W' obtained from W after removing from W its perimeter and removing recursively all consequent vertices of degree one. Notice that each wall has $(r-1)/2$ layers. Given an $l \geq 3$, a *wall of l layers* is a $(2l+1)$ -wall. Given an r -wall W and an odd $q \in \mathbb{N}_{\geq 3}$ where $q \leq r$, we define the *central q -subwall* of W to be the q -wall obtained from W after removing its first $(r-q)/2$ layers and all consequent vertices of degree one.

Let G be a graph that contains as a subgraph a wall W whose boundary is a contractible cycle bounding a closed disk Δ where the entire W is embedded. The graph $G \cap \Delta$ is called the *compass* of W in G . The following result can be easily extracted from the proof of [17, Theorem 6].

Proposition 7.4. *There is a function $\lambda : \mathbb{N} \rightarrow \mathbb{N}$ such that for every $k \in \mathbb{N}$ the following holds. Let G be a Σ -embedded graph that contains as a subgraph an $(r + \lambda(k))$ -wall W whose perimeter is a contractible cycle bounding a closed disk where the entire W is embedded. If \mathcal{P} is a collection of k shortest radial paths in G whose endpoints are disjoint from the compass of W , then the vertex set of each path in \mathcal{P} is disjoint from the compass of the r -central wall of W . Moreover, λ is a linear function.*

The additional assumption that λ is a linear function follows from [17, Theorem 6] and [18, Lemma 4.7]. We are now ready to show the next result which gives a linear-time reduction from planar single-rooted to surface-embedded multi-rooted graphs.

Lemma 7.5. *There is an algorithm that, given a Σ -embedded graph G and a set $B \subseteq V(G)$, outputs, in linear time, a collection \mathcal{P} of $\mathcal{O}(|B| + \text{eg}(G))$ many shortest radial paths in G such that, given that $H = \bigcup \mathcal{P}$, the following hold:*

- $B \subseteq V(E_H(G))$,
- $E_H(G)$ is connected in G ,
- $G' := G/E_H(G)$ is planar, and
- $\text{tw}(G) = \mathcal{O}(\text{eg}(G)^{5/2} \cdot \text{tw}(G'))$.

Proof. The algorithm invokes the algorithm of Lemma 7.2 with the radial graph R_G of G and the vertex set $B \subseteq V(G)$ as input; note that the radial graph of every Σ -embedded graph is a connected graph. Therefore, in linear time, we get a collection \mathcal{P} of $\mathcal{O}(\text{eg}(G))$ many shortest paths of R_G such that if we set $H = \bigcup \mathcal{P}$ then H is a connected subgraph of R_G whose vertex set contains B and $R_G/E(H)$ is planar. Since $B \subseteq V(H) \cap V(G)$ and $V(H) \cap V(G) \subseteq V(E_H(G))$ (by definition), we get that $B \subseteq V(E_H(G))$. By (1) of Lemma 7.3 we get that connectivity of H implies that $E_H(G)$ is a connected set of edges in G . Also, since $R_G/E(H)$ is planar, we have that $G/E_H(G)$ is also planar (due to (2) of Lemma 7.3).

To show that if $\text{tw}(G') \leq t$, then $\text{tw}(G) = \mathcal{O}(\text{eg}(G)^{5/2} \cdot t)$, we argue as follows. Let $l := t + 5$ and $d := l + \lambda(|\mathcal{P}|)$, where λ is the function from Proposition 7.4.

Assume towards a contradiction that $\text{tw}(G) > c \cdot d \cdot \sqrt{2|P|+1} \cdot (\text{eg}(G) + 1)$, where c is the constant of Proposition 4.2. Then, G contains as a subgraph a d -wall W whose perimeter is a contractible cycle bounding a closed disk Δ where the entire W is embedded such that Δ does not contain any of the endpoints of the paths in \mathcal{P} . Also, since $d = l + \lambda(|\mathcal{P}|)$, by Proposition 7.4, we get that no vertex of $V(H) \cap V(G)$ is a vertex of the compass of the l -central wall of W . By (3) of Lemma 7.3, we have that $V(E_H(G))$ is disjoint from the vertex set of the compass of the $(l-4)$ -central subwall \tilde{W} of W . Therefore, since $l = t + 5$, \tilde{W} is a $(t+1)$ -wall in $G/E_H(G)$, which implies that $\text{tw}(G/E_H(G)) \geq \text{tw}(\tilde{W}) > t$, a contradiction. \square

7.3 Wrap-up: proof of Theorem 2.3

We are now ready to prove Theorem 2.3.

Proof of Theorem 2.3. We first apply Lemma 7.5 and compute a collection \mathcal{P} of shortest radial paths in G such that if $H := \mathbf{U}\mathcal{P}$ and $J := E_H(G)$, then J is a connected set of edges in G such that G/J is planar, $R(\mathbf{G}) \subseteq V(J)$, and $\text{tw}(\mathbf{G}) = \mathcal{O}(g^{5/2} \cdot \text{tw}(G/J))$. We next consider the reduced embedding pair (G', u_J) of (G, J) obtained from G by contracting all edges in J (this way u_J is defined as the result of these contractions) and then taking the 2-edge-connected digon-completion of G . We compute the global c_Π -irrelevant set I of (G', u_J) using the algorithm **global trim** (G', u_J, c_Π) , which runs in linear time as showed in Lemma 6.5. Due to Lemma 6.3, \mathbf{G} and $\mathbf{G} - \bar{I}$ are Π -equivalent. Also, by Lemma 6.7, the treewidth of $G' - I$ depends only on c_Π and therefore is constant. Since $G/J - I$ is a subgraph of $G' - I$, then $\text{tw}(G/J) \leq \text{tw}(G' - I)$ and therefore $\text{tw}(\mathbf{G}) = \mathcal{O}(g^{5/2})$. \square

8 Problems that have the insulation property

Instead of enumerating problems that have the insulation property, we prefer to give two general families that contain most of them. They express several containment and/or modification problems and can be all solved in linear time for graphs of bounded genus using our results. We need first some definitions.

A *minor model* of a rooted graph $\mathbf{H} = (H, B_H, \rho_H)$ in a rooted graph $\mathbf{G} = (G, B_G, \rho_G)$ is a set $\mathcal{M} = \{X_v \mid v \in V(H)\}$ of pairwise-disjoint connected vertex sets of G where $|B_H| = |B_G| =: t$, for every $i \in [t]$ $X_{\rho_H^{-1}(i)} \cap B_G = \{\rho_G^{-1}(i)\}$, and for every two vertices v, u of H

$$\{v, u\} \in E(H) \Rightarrow G[X_v \cup X_u] \text{ is connected.} \quad (4)$$

If we replace \Rightarrow by \Leftrightarrow in (4) then we say that \mathcal{M} is an *induced minor model* of H in G . We say that \mathbf{H} is a *minor* (resp. *induced minor*) of \mathbf{G} if there is a minor (resp. induced minor) model of \mathbf{H} in \mathbf{G} . For every finite set \mathcal{H} of rooted graphs and every integer k , we define the following problem.

\mathcal{H} -MINOR k -DELETION

Input: a rooted graph $\mathbf{G} = (G, B, \rho)$

Question: is there a set $S \subseteq \bar{V}(\mathbf{G})$ where $|S| \leq k$ and such that none of the rooted graphs in \mathcal{H} is a minor of $\mathbf{G} - S$?

We also denote by \mathcal{H} -INDUCED MINOR k -DELETION the problem defined as above if we use induced minors instead of minors. When restricted to (rooted) graphs of bounded genus, both above problems, and all problems that can be seen as special cases of them, have the insulation property. We next give a brief explanation of how this follows from known combinatorial results on the existence of irrelevant vertices.

We first consider \mathcal{H} -MINOR k -DELETION and we start with the case where $k = 0$. This expresses the ROOTED MINOR CONTAINMENT problem, asking whether \mathbf{G} contains as a minor some of the rooted graphs in \mathcal{H} . The insulation property for this problem on surface-embedded graphs follows from [7, Theorem 5.9], which in case of planar graphs, can be seen as a direct consequence of [7, Theorem 5.6]. We stress that [7, Theorem 5.6] is, in turn, making use of the ‘‘combing lemma’’ [30, Theorem 1.4], which is based on the linkage theorem [53, 54] (see [3] for the case of planar graphs and in [50] for the case of surface-embedded

graphs). For surface-embedded graphs, a version of [6, Theorem 5.6] can be proven for the induced minor setting as well by using the “scattered version” of the combing lemma [30, Corollary 3.6], which in turn is based on the ideas of the “induced linkage” results of Kawarabayashi and Kobayashi in [39]. This implies that also the ROOTED INDUCED MINOR CONTAINMENT problem, which is \mathcal{H} -INDUCED MINOR k -DELETION for $k = 0$, has the insulation property. When $k \geq 1$, the insulation property for \mathcal{H} -MINOR k -DELETION follows from [64, Lemma 16], specialized on surface-embedded graphs. By using the same arguments and having as departure point the induced minor version of [7, Theorem 5.6], the insulation property follows for \mathcal{H} -INDUCED MINOR k -DELETION as well.

Notice that \mathcal{H} -MINOR k -DELETION contains most of the problems where an (almost) linear time algorithm implementation of the irrelevant technique is known. For instance, DISJOINT PATHS is derived when $k = 0$ and \mathcal{H} contains only the graph consisting of roots with a matching between them. Also, ROOTED MINOR CONTAINMENT follows if $k = 0$ and \mathcal{H} consists of the minor we are looking for. Moreover, PLANARIZATION follows if \mathcal{H} contains the two Kuratowski graphs. For the general case where \mathcal{H} is a set of graphs, algorithms for the \mathcal{H} -MINOR k -DELETION have been proposed in [62] (running in cubic time) and [52] (running in quadratic time). For bounded genus graphs, this problem as well as its rooted and/or induced version can be solved in linear time, because of our results.

We wish to stress that in the induced minor case few results for the applicability of the irrelevant vertex technique are known. To our knowledge the only problem of this kind that has been examined is the INDUCED CYCLE problem for surface-embedded graphs in [40, 41]. Interestingly, the authors of [20] proved that there is a planar graph H where asking for the induced minor containment of H is an NP-complete problem. As this is the $\{H\}$ -INDUCED MINOR 0-DELETION problem, no polynomial algorithm may be expected in the induced setting in general graphs.

At this point we would like to mention a family of problems with the insulation property that extends further the above framework. It is the \mathcal{H} -MINOR k -ELIMINATION DISTANCE problem, introduced by Bulian and Dawar [9, 10] that is defined as \mathcal{H} -MINOR k -DELETION where \mathcal{H} is a finite set of graphs and with the difference that instead of looking for a set $S \subseteq V(G)$ where $|S| \leq k$ we ask that the tree-depth of $\text{torso}(G, S)$ is at most k .² Using similar arguments as those in [64, Lemma 16] in the case of \mathcal{H} -MINOR k -DELETION, in [52] it was proved that \mathcal{H} -MINOR k -ELIMINATION DISTANCE also has the insulation property. In fact, the same arguments can be applied in the more general setting where, instead of tree-depth, we consider any minor-monotone graph parameter that is functionally bigger than treewidth.

9 Open problems

In this paper we gave an algorithmic framework for the linear-time implementation of the irrelevant vertex technique for a wide family of problems, namely the problems that have the insulation property. As we already mentioned in the introduction, the applicability of the irrelevant vertex technique extends to more general problems that have the following “weak” version of the insulation property:

There is a constant c_Π so that for every Σ -embedded rooted graph \mathbf{G} with a c_Π -railed nest W , if $R(\mathbf{G}) \subseteq \text{ext}(W) \cap V(\mathbf{G})$ then some vertex in $\text{int}(W) \cap V(\mathbf{G})$ is Π -irrelevant.

A typical problem with the above weak insulation property is the \mathcal{H} -TOPOLOGICAL MINOR CONTAINMENT problem where, given a graph G , we ask whether it contains a subdivision of H as a subgraph. This problem can be extended to the \mathbf{H} -ROOTED TOPOLOGICAL MINOR CONTAINMENT problem if we correspond a bounded number of vertices of G to each of the roots of \mathbf{H} . More generally, most known problems that have the above weak insulation property are captured by the meta-algorithmic frameworks developed in [22, 23, 32, 65, 66]. These algorithmic meta-theorems apply for graphs of fixed Hadwiger number³ and

²For a vertex set $X \subseteq V(G)$, the *torso* of X in G , denoted by $\text{torso}(G, X)$, is the graph obtained from the induced subgraph $G[X]$ by turning $N_G(V(C))$, the set of vertices in X adjacent to each connected component C of $G - X$, into a clique. The *tree-depth* of a graph G is the minimum height of a forest F with the property that every edge of G connects a pair of nodes that have an ancestor-descendant relationship to each other in F .

³The *Hadwiger number* of a graph is the maximum size of a clique minor in it.

they are based on an extended notion of a railed-nest that is applicable to flat territories of the input graph instead of disk-embeddable ones. However, even in planar graphs, the currently fastest algorithm for such problems runs in quadratic time and is based on the repetitive finding (in linear-time) of an irrelevant vertex. To improve the algorithms produced by [22, 23, 32, 65, 66] to sub-quadratic ones is an open challenge even for the case of planar graphs. An important step in this direction would be to prove that **H-ROOTED TOPOLOGICAL MINOR CONTAINMENT** can be solved in linear time in planar graphs.

Another direction for improvement is to extend Theorem 2.3 beyond the class of bounded-genus graphs. The target here would be again graphs of bounded Hadwiger number. In this direction we believe that our technique is applicable in linear time if we are given the decomposition of the Graph Minors Structural Theorem (GMST) which exists for such graphs [58]. However the currently fastest algorithm for the computation of this decomposition is the one of Grohe and Kawarabayashi [34] that runs in quadratic time. A linear time algorithm that outputs such a decomposition appears to be out of reach, for the moment.

References

- [1] Isolde Adler, Frederic Dorn, Fedor V. Fomin, Ignasi Sau, and Dimitrios M. Thilikos. Fast minor testing in planar graphs. *Algorithmica*, 64(1):69–84, 2012. doi:10.1007/S00453-011-9563-9. 13
- [2] Isolde Adler, Martin Grohe, and Stephan Kreutzer. Computing excluded minors. In *Proc. of the 19th Annual ACM-SIAM Symposium on Discrete Algorithms (SODA)*, pages 641–650, 2008. URL: <https://dl.acm.org/doi/10.5555/1347082.1347153>. 1
- [3] Isolde Adler, Stavros G. Kolliopoulos, Philipp Klaus Krause, Daniel Lokshantov, Saket Saurabh, and Dimitrios M. Thilikos. Irrelevant vertices for the planar disjoint paths problem. *Journal of Combinatorial Theory, Series B*, 122:815–843, 2017. doi:10.1016/j.jctb.2016.10.001. 1, 7, 15, 25
- [4] Isolde Adler and Philipp Klaus Krause. A lower bound on the tree-width of graphs with irrelevant vertices. *Journal of Combinatorial Theory, Series B*, 137:126–136, 2019. doi:10.1016/J.JCTB.2018.12.008. 1
- [5] Stefan Arnborg, Jens Lagergren, and Detlef Seese. Easy Problems for Tree-Decomposable Graphs. *Journal of Algorithms*, 12(2):308–340, 1991. doi:10.1016/0196-6774(91)90006-K. 5
- [6] Julien Baste, Ignasi Sau, and Dimitrios M. Thilikos. Hitting minors on bounded treewidth graphs. I. General upper bounds. *SIAM Journal on Discrete Mathematics*, 34(3):1623–1648, 2020. doi:10.1137/19M1287146. 26
- [7] Julien Baste, Ignasi Sau, and Dimitrios M. Thilikos. Hitting minors on bounded treewidth graphs. IV. An optimal algorithm. *SIAM Journal on Computing*, 52(4):865–912, 2023. doi:10.1137/21m140482x. 1, 25, 26
- [8] Richard B. Borie, R. Gary Parker, and Craig A. Tovey. Automatic generation of linear-time algorithms from predicate calculus descriptions of problems on recursively constructed graph families. *Algorithmica*, 7(5-6):555–581, 1992. doi:10.1007/BF01758777. 5
- [9] Jannis Bulian and Anuj Dawar. Graph isomorphism parameterized by elimination distance to bounded degree. *Algorithmica*, 75(2):363–382, 2016. doi:10.1007/s00453-015-0045-3. 26
- [10] Jannis Bulian and Anuj Dawar. Fixed-parameter tractable distances to sparse graph classes. *Algorithmica*, 79(1):139–158, 2017. doi:10.1007/s00453-016-0235-7. 26
- [11] Sergio Cabello, Éric Colin de Verdière, and Francis Lazarus. Algorithms for the edge-width of an embedded graph. *Computational Geometry*, 45(5):215–224, 2012. Special issue: 26th Annual Symposium on Computation Geometry at Snowbird, Utah, USA. doi:10.1016/j.comgeo.2011.12.002. 9, 22

- [12] Zhi-Zhong Chen, Michelangelo Grigni, and Christos H. Papadimitriou. Map graphs. *Journal of the ACM*, 49(2):127–138, 2002. doi:10.1145/506147.506148. 13
- [13] Julia Chuzhoy and Zihan Tan. Towards tight(er) bounds for the excluded grid theorem. *Journal of Combinatorial Theory, Series B*, 146:219–265, 2021. doi:10.1016/J.JCTB.2020.09.010. 12
- [14] Bruno Courcelle. The monadic second-order logic of graphs. I. recognizable sets of finite graphs. *Information and Computation*, 85(1):12–75, 1990. doi:10.1016/0890-5401(90)90043-H. 5
- [15] Bruno Courcelle. The monadic second-order logic of graphs III: tree-decompositions, minors and complexity issues. *RAIRO - Theoretical Informatics and Applications*, 26:257–286, 1992. doi:10.1051/ita/1992260302571. 5
- [16] Bruno Courcelle. The expression of graph properties and graph transformations in monadic second-order logic. In *Handbook of Graph Grammars and Computing by Graph Transformations, Volume 1: Foundations*, pages 313–400. World Scientific, 1997. 5
- [17] Erik D. Demaine, MohammadTaghi Hajiaghayi, and Ken-ichi Kawarabayashi. Contraction decomposition in h -minor-free graphs and algorithmic applications. In *Proc. of the 43rd ACM Symposium on Theory of Computing (STOC)*, pages 441–450. ACM, 2011. doi:10.1145/1993636.1993696. 9, 10, 24
- [18] Erik D. Demaine, MohammadTaghi Hajiaghayi, and Dimitrios M. Thilikos. The bidimensional theory of bounded-genus graphs. *SIAM Journal on Discrete Mathematics*, 20(2):357–371, 2006. doi:10.1137/040616929. 4, 13, 24
- [19] David Eppstein. Dynamic generators of topologically embedded graphs. In *Proc. of the 14th Annual ACM-SIAM Symposium on Discrete Algorithms (SODA)*, page 599–608. SIAM, 2003. doi:10.5555/644108.644208. 22
- [20] Michael R. Fellows, Jan Kratochvíl, Matthias Middendorf, and Frank Pfeiffer. The complexity of induced minors and related problems. *Algorithmica*, 13(3):266–282, 1995. doi:10.1007/BF01190507. 26
- [21] Fedor V. Fomin, Petr A. Golovach, Tuukka Korhonen, and Giannos Stamoulis. Computing paths of large rank in planar frameworks deterministically. In *Proc. of the 34th International Symposium on Algorithms and Computation (ISAAC)*, volume 283 of *LIPICs*, pages 32:1–32:15. Schloss Dagstuhl - Leibniz-Zentrum für Informatik, 2023. doi:10.4230/LIPICs.ISAAC.2023.32. 1
- [22] Fedor V. Fomin, Petr A. Golovach, Ignasi Sau, Giannos Stamoulis, and Dimitrios M. Thilikos. Compound Logics for Modification Problems. In *Proc. of the 50th International Colloquium on Automata, Languages, and Programming (ICALP)*, volume 261 of *Leibniz International Proceedings in Informatics (LIPIcs)*, pages 61:1–61:21, Dagstuhl, Germany, 2023. Schloss Dagstuhl – Leibniz-Zentrum für Informatik. doi:10.4230/LIPICs.ICALP.2023.61. 1, 2, 26, 27
- [23] Fedor V. Fomin, Petr A. Golovach, Giannos Stamoulis, and Dimitrios M. Thilikos. An algorithmic meta-theorem for graph modification to planarity and FOL. *ACM Transactions on Computation Theory*, 14(3-4):1–29, 2022. doi:10.1145/3571278. 1, 26, 27
- [24] Fedor V. Fomin, Daniel Lokshtanov, Fahad Panolan, Saket Saurabh, and Meirav Zehavi. Hitting topological minors is FPT. In *Proc. of the 52nd Annual ACM SIGACT Symposium on Theory of Computing (STOC)*, pages 1317–1326, 2020. arXiv version: 1904.02944. doi:10.1145/3357713.3384318. 1
- [25] Fedor V. Fomin, Daniel Lokshtanov, Saket Saurabh, and Dimitrios M. Thilikos. Kernels for (connected) dominating set on graphs with excluded topological minors. *ACM Trans. Algorithms*, 14(1):6:1–6:31, 2018. doi:10.1145/3155298. 1

- [26] Fedor V. Fomin and Dimitrios M. Thilikos. Dominating sets in planar graphs: Branch-width and exponential speed-up. *SIAM Journal on Computing*, 36(2):281–309, 2006. doi:10.1137/S0097539702419649. 13
- [27] James F. Geelen, R. Bruce Richter, and Gelasio Salazar. Embedding grids in surfaces. *European Journal of Combinatorics*, 25(6):785–792, 2004. doi:10.1016/J.EJC.2003.07.007. 13
- [28] Petr A. Golovach, Marcin Kaminski, Spyridon Maniatis, and Dimitrios M. Thilikos. The parameterized complexity of graph cyclability. *SIAM Journal on Discrete Mathematics*, 31(1):511–541, 2017. doi:10.1137/141000014. 1
- [29] Petr A. Golovach, Marcin Kaminski, Daniël Paulusma, and Dimitrios M. Thilikos. Induced packing of odd cycles in planar graphs. *Theoretical Computer Science*, 420:28–35, 2012. doi:10.1016/j.tcs.2011.11.004. 1
- [30] Petr A. Golovach, Giannos Stamoulis, and Dimitrios M. Thilikos. Combing a linkage in an annulus. *SIAM Journal on Discrete Mathematics*, 37(4):2332–2364, 2023. doi:10.1137/22M150914X. 1, 25, 26
- [31] Petr A. Golovach, Giannos Stamoulis, and Dimitrios M. Thilikos. Hitting topological minor models in planar graphs is fixed parameter tractable. *ACM Transactions on Algorithms*, 19(3):23:1–23:29, 2023. doi:10.1145/3583688. 1
- [32] Petr A. Golovach, Giannos Stamoulis, and Dimitrios M. Thilikos. Model-checking for first-order logic with disjoint paths predicates in proper minor-closed graph classes. In *Proc. of the 2023 ACM-SIAM Symposium on Discrete Algorithms, (SODA 2023)*, pages 3684–3699. SIAM, 2023. doi:10.1137/1.9781611977554.ch141. 1, 2, 26, 27
- [33] Martin Grohe, Ken-ichi Kawarabayashi, Dániel Marx, and Paul Wollan. Finding topological subgraphs is fixed-parameter tractable. In *Proc. of the 43rd ACM Symposium on Theory of Computing (STOC)*, pages 479–488. ACM, 2011. doi:10.1145/1993636.1993700. 1
- [34] Martin Grohe, Ken-ichi Kawarabayashi, and Bruce A. Reed. A simple algorithm for the graph minor decomposition - logic meets structural graph theory. In *Proc. of the 24th Annual ACM-SIAM Symposium on Discrete Algorithms (SODA)*, pages 414–431. SIAM, 2013. doi:10.1137/1.9781611973105.30. 27
- [35] Robert Hickingbotham and David R. Wood. Structural properties of graph products. *Journal of Graph Theory*, 2023. doi:10.1002/jgt.23023. 12
- [36] Bart M. P. Jansen, Daniel Lokshtanov, and Saket Saurabh. A near-optimal planarization algorithm. In *Proc. of the 25th Annual ACM-SIAM Symposium on Discrete Algorithms (SODA)*, pages 1802–1811. SIAM, 2014. doi:10.1137/1.9781611973402.130. 1
- [37] Marcin Kamiński and Dimitrios M. Thilikos. Contraction checking in graphs on surfaces. In *Proc. of the 29th International Symposium on Theoretical Aspects of Computer Science (STACS)*, volume 14 of *LIPICs*, pages 182–193, 2012. doi:10.4230/LIPICs.STACS.2012.182. 1
- [38] Ken-ichi Kawarabayashi. Planarity allowing few error vertices in linear time. In *Proc. of the 50th Annual IEEE Symposium on Foundations of Computer Science (FOCS)*, pages 639–648, 2009. doi:10.1109/FOCS.2009.45. 2, 3
- [39] Ken-ichi Kawarabayashi and Yusuke Kobayashi. The induced disjoint paths problem. In *Proc. of the 13th International Conference on Integer Programming and Combinatorial Optimization (IPCO)*, volume 5035 of *Lecture Notes in Computer Science*, pages 47–61. Springer, 2008. doi:10.1007/978-3-540-68891-4_4. 26

- [40] Ken-ichi Kawarabayashi and Yusuke Kobayashi. Algorithms for finding an induced cycle in planar graphs and bounded genus graphs. In *Proc. of the Twentieth Annual ACM-SIAM Symposium on Discrete Algorithms (SODA)*, pages 1146–1155. SIAM, 2009. doi:10.1137/1.9781611973068.124. 1, 26
- [41] Ken-ichi Kawarabayashi and Yusuke Kobayashi. Algorithms for finding an induced cycle in planar graphs. *Combinatorica*, 30(6):715–734, 2010. doi:10.1007/S00493-010-2499-X. 26
- [42] Ken-ichi Kawarabayashi, Yusuke Kobayashi, and Bruce Reed. The disjoint paths problem in quadratic time. *Journal of Combinatorial Theory, Series B*, 2011. doi:10.1016/j.jctb.2011.07.004. 2
- [43] Ken-ichi Kawarabayashi, Stephan Kreutzer, and Bojan Mohar. Linkless and flat embeddings in 3-space. *Discrete & Computational Geometry*, 47(4):731–755, 2012. doi:10.1007/s00454-012-9413-9. 1
- [44] Ken-ichi Kawarabayashi, Bojan Mohar, and Bruce A. Reed. A simpler linear time algorithm for embedding graphs into an arbitrary surface and the genus of graphs of bounded tree-width. In *Proc. of the 49th Annual IEEE Symposium on Foundations of Computer Science (FOCS)*, pages 771–780, 2008. doi:10.1109/FOCS.2008.53. 2, 3
- [45] Ken-ichi Kawarabayashi and Bruce A. Reed. Computing crossing number in linear time. In *Proc. of the 39th annual ACM symposium on Theory of computing (STOC)*, pages 382–390, 2007. doi:10.1145/1250790.1250848. 1, 2
- [46] Tomasz Kociumaka and Marcin Pilipczuk. Deleting Vertices to Graphs of Bounded Genus. *Algorithmica*, 81(9):3655–3691, 2019. doi:10.1007/s00453-019-00592-7. 1
- [47] Tuukka Korhonen, Konrad Majewski, Wojciech Nadara, Michał Pilipczuk, and Marek Sokołowski. Dynamic treewidth. In *Proc. of the 64th IEEE Annual Symposium on Foundations of Computer Science (FOCS)*, pages 1734–1744. IEEE, 2023. doi:10.1109/FOCS57990.2023.00105. 2
- [48] Tuukka Korhonen, Michał Pilipczuk, and Giannos Stamoulis. Minor containment and disjoint paths in almost-linear time, 2024. arXiv:2404.03958. 2, 3
- [49] Dániel Marx and Ildikó Schlotter. Obtaining a planar graph by vertex deletion. *Algorithmica*, 62(3-4):807–822, 2012. doi:10.1007/s00453-010-9484-z. 1
- [50] Frédéric Mazoit. A single exponential bound for the redundant vertex theorem on surfaces. *arXiv preprint arXiv:1309.7820*, 2013. arXiv:1309.7820. 25
- [51] Bojan Mohar. A linear time algorithm for embedding graphs in an arbitrary surface. *SIAM Journal on Discrete Mathematics*, 12(1):6–26, 1999. doi:10.1137/S089548019529248X. 2
- [52] Laure Morelle, Ignasi Sau, Giannos Stamoulis, and Dimitrios M. Thilikos. Faster parameterized algorithms for modification problems to minor-closed classes. *TheoretCS*, 3, 2024. doi:10.46298/THEORETICS.24.19. 1, 26
- [53] Bruce A. Reed. Rooted routing in the plane. *Discrete Applied Mathematics*, 57(2-3):213–227, 1995. doi:10.1016/0166-218X(94)00104-L. 2, 25
- [54] Bruce A. Reed, Neil Robertson, Alexander Schrijver, and Paul D. Seymour. Finding disjoint trees in planar graphs in linear time. In Neil Robertson and Paul D. Seymour, editors, *Graph Structure Theory, Proceedings of a AMS-IMS-SIAM Joint Summer Research Conference on Graph Minors held June 22 to July 5, 1991, at the University of Washington, Seattle, USA*, volume 147 of *Contemporary Mathematics*, pages 295–301. American Mathematical Society, 1991. 2, 25
- [55] Neil Robertson and Paul D. Seymour. Graph minors. III. Planar tree-width. *Journal of Combinatorial Theory, Series B*, 36(1):49–64, 1984. doi:10.1016/0095-8956(84)90013-3. 3, 12, 13

- [56] Neil Robertson and Paul D. Seymour. Graph minors. X. Obstructions to tree-decomposition. *Journal of Combinatorial Theory, Series B*, 52(2):153–190, 1991. doi:10.1016/0095-8956(91)90061-N. 13
- [57] Neil Robertson and Paul D. Seymour. Graph Minors. XIII. The Disjoint Paths Problem. *Journal of Combinatorial Theory, Series B*, 63(1):65–110, 1995. doi:10.1006/jctb.1995.1006. 1
- [58] Neil Robertson and Paul D. Seymour. Graph minors. XVI. Excluding a non-planar graph. *Journal of Combinatorial Theory, Series B*, 89(1):43–76, 2003. doi:10.1016/S0095-8956(03)00042-X. 27
- [59] Neil Robertson and Paul D. Seymour. Graph Minors. XXI. Graphs with unique linkages. *Journal of Combinatorial Theory, Series B*, 99(3):583–616, 2009. doi:10.1016/j.jctb.2008.08.003. 1, 7
- [60] Neil Robertson and Paul D. Seymour. Graph Minors. XXII. Irrelevant vertices in linkage problems. *Journal of Combinatorial Theory, Series B*, 102(2):530–563, 2012. doi:10.1016/j.jctb.2007.12.007. 1, 7
- [61] Neil Robertson, Paul D. Seymour, and Robin Thomas. Quickly excluding a planar graph. *Journal of Combinatorial Theory, Series B*, 62(2):323–348, 1994. doi:10.1006/jctb.1994.1073. 12
- [62] Ignasi Sau, Giannos Stamoulis, and Dimitrios M. Thilikos. An FPT-Algorithm for Recognizing k -Apices of Minor-Closed Graph Classes. In *Proc. of the 47th International Colloquium on Automata, Languages, and Programming (ICALP)*, volume 168 of *LIPIcs*, pages 95:1–95:20, 2020. doi:10.4230/LIPIcs.ICALP.2020.95. 26
- [63] Ignasi Sau, Giannos Stamoulis, and Dimitrios M. Thilikos. k -apices of minor-closed graph classes. II. Parameterized algorithms. *ACM Transactions on Algorithms*, 18(3):21:1–21:30, 2022. doi:10.1145/3519028. 1
- [64] Ignasi Sau, Giannos Stamoulis, and Dimitrios M. Thilikos. k -apices of minor-closed graph classes. I. Bounding the obstructions. *Journal of Combinatorial Theory, Series B*, 161:180–227, 2023. doi:10.1016/j.jctb.2023.02.012. 26
- [65] Ignasi Sau, Giannos Stamoulis, and Dimitrios M. Thilikos. Parameterizing the quantification of CMSO: model checking on minor-closed graph classes. *arXiv preprint arXiv:2406.18465*, 2024. arXiv:2406.18465. 1, 2, 26, 27
- [66] Nicole Schirmacher, Sebastian Siebertz, Giannos Stamoulis, Dimitrios M. Thilikos, and Alexandre Vigny. Model checking disjoint-paths logic on topological-minor-free graph classes. In *Proc. of the 39th Annual ACM/IEEE Symposium on Logic in Computer Science (LICS)*, pages 68:1–68:12. ACM, 2024. doi:10.1145/3661814.3662089. 1, 26, 27
- [67] Koichi Yamazaki, Hans L. Bodlaender, Babette de Fluiter, and Dimitrios M. Thilikos. Isomorphism for graphs of bounded distance width. *Algorithmica*, 24(2):105–127, 1999. doi:10.1007/PL00009273. 10

A Proof of Lemma 3.3

In the proof of Lemma 3.3 we will use the fact that there is a exactly one root edge in the tree of the radial distance decomposition of every rooted embedding.

Lemma A.1. *Let (T, t_0, χ) be the radial distance decomposition of a rooted embedding (G, u) . Then the root t_0 of T has degree one in T .*

Proof. Recall that $\chi(t_0) = \{u\}$. We show that the graph $R_G \setminus \{u\}$ is connected, which by the definition of the tree distance decomposition implies that t_0 has exactly one child in T . Since G is a 2-edge-connected \mathbb{S}^2 -embedded graph, by Observation 3.1 we have that every face of R_G is incident to exactly four vertices. Let E be the set of all edges of R_G that are contained in faces of R_G incident to u , except from the edges that are incident to u . Observe that since G is planar and every face of R_G is incident to exactly four vertices of R_G , there is a cycle C in R_G whose edge set is a subset of E . It is now easy to see that every path with vertices f, u, f' in R_G can be rerouted via C to a path from f to f' that avoids u . \square

Duals of surface embedded graphs. Let Σ be a surface and let G be a Σ -embedded graph. The *dual graph* of G , denoted by G^* , is the graph whose vertex set is the set $F(G)$ of faces of G and where two faces are adjacent if they share an edge of G . For every $e \in E(G)$, we denote by e^* the edge *dual* to e , which connects the two faces adjacent to e in the embedding of G . For every $f \in F(G)$, we use f^* to denote the vertex of G^* corresponding to the face f of G . The dual graph G^* has a natural embedding in Σ , where each vertex f^* is assigned to a point p_f in the interior of the face f and for each edge $e \in E(G)$, incident to faces f and f' , the dual edge e^* is assigned to a curve that connects the points p_f and $p_{f'}$ and crosses G precisely at the edge e . Given a set of edges $E \subseteq E(G)$, we use E^* to denote the set $\{e^* \mid e \in E\}$.

Connected sets of faces. Let G be a Σ -embedded graph and let F be a subset of its faces. We say that F is *connected* in G if for every two faces f_1, f_2 in F there is a $V(G)$ -avoiding arc starting from a point in f_1 and finishing to a point in f_2 and not containing points from a face outside F . Observe that $F \subseteq F(G)$ is connected in G if and only if $G^*[F^*]$ is connected. Keep in mind that the empty subset of $F(G)$ is connected in G (as the definition is vacuously satisfied).

Prefixes and suffixes. Let (T, t_0, χ) be the radial distance decomposition of a rooted embedding (G, u) . Given a node $t \in V(T)$, we define $\text{suffix}_T(t)$ as the set of all nodes that are descendants of t (including t), while we define $\text{prefix}_T(t)$ as the subtree of T that is obtained from T after removing the children of t and all their descendants. We also define $\text{prefix}_\chi(t)$ (resp. $\text{suffix}_\chi(t)$) as the union of all $\chi(z)$ where z is a node in $\text{prefix}_T(t)$ (resp. $\text{suffix}_T(t)$). Given an edge $e = (t, t')$ of T (in this case t' is a child of t), recall that we use $\text{suffix}_\chi(e)$ to denote the union of all $\chi(z)$, where z is either t' or a descendant of t' in (T, t_0) . Also, we use $\text{prefix}_\chi(e)$ to denote the union of all $\chi(z)$, where z belongs to the connected component of $T \setminus e$ that contains t_0 .

In order to prove Lemma 3.3, we start by showing that the set of faces in the suffix of a vertex-face edge is connected.

Lemma A.2. *Let (T, t_0, χ) be the radial distance decomposition of a rooted embedding (G, u) . For every vertex-face edge $e = (v, f) \in E(T)$, the set $F(G) \cap \text{suffix}_\chi(e)$ is connected in G .*

Proof. We use Z as a shortcut for $\text{suffix}_\chi(f)$. Keep in mind that f is a node in a face layer of T , the set N_Z of all vertices of R_G that are adjacent to vertices from Z but do not belong to Z are vertices of G , and $R_G[Z]$ is connected. We set $F = Z \cap F(G)$ and show that F is connected in G . Let g, g' be two faces of F . It is enough to prove that there is a path connecting g and g' in $G^*[F^*]$. Since Z is connected, there exists a path P in $R_G[Z]$ whose vertices are $g_0 = g, u_1, g_1, \dots, u_{m-1}, g_{m-1}, u_m, g_m = g'$, starting from g and finishing at g' ; here, $g_i, i \in [0, m]$ correspond to faces of G and $u_i, i \in [m]$ to vertices of G . Also, since $N_Z \subseteq V(G)$, for every $i \in [m]$, both u_i and all neighbors of u_i in R_G are in Z . Observe that for every u_i , the set of all faces of G incident to u_i is connected in G . Thus, there exists a path in $G^*[F^*]$ between g_{j-1} and g_j for every $j \in [m]$ and therefore also a path connecting g and g' in $G^*[F^*]$. \square

We next show that the set of faces in the prefix of a vertex-face edge is connected.

Lemma A.3. *Let (T, t_0, χ) be the radial distance decomposition of a rooted embedding (G, u) . For every vertex-face edge $e = (v, f) \in E(T)$, the set $F(G) \cap \text{prefix}_\chi(e)$ is connected in G .*

Proof. Let E be the set of all vertex-face edges \bar{e} of T such that $F(G) \cap \text{prefix}_\chi(\bar{e})$ is not connected in G . Consider such an edge $e' = (v', f') \in E$ such that v' has minimum distance (among all other edges in E) from the root t_0 of T . We can assume that $v' \neq t_0$, since otherwise by Lemma A.1 f' is the only child of v' and the empty set is trivially a connected set of faces in G .

Let $e = (v, f)$ be the vertex-face edge of T such that f is the parent of v' in T . By minimality of e' , we have that $F(G) \cap \text{prefix}_\chi(e)$ is connected in G . We will argue that $F(G) \cap \text{prefix}_\chi(e')$ is also connected in G , arriving to a contradiction to the choice of e . We prove this gradually, by showing that $F(G) \cap \text{prefix}_\chi(f)$, then $F(G) \cap \text{prefix}_\chi(v')$, and finally $F(G) \cap \text{prefix}_\chi(e')$ is connected in G .

Claim 1: The set $F(G) \cap \text{prefix}_\chi(f)$ is connected in G .

Proof of Claim 1: We use F to denote $F(G) \cap \text{prefix}_\chi(f)$. Note that $\text{prefix}_\chi(e) \subseteq \text{prefix}_\chi(f)$. To show that F is connected in G , it suffices to prove that for every face $g \in \text{prefix}_\chi(f) \setminus \text{prefix}_\chi(e)$, there is a path in $G^*[F^*]$ from the vertex g^* of G^* to some vertex \tilde{g}^* of the dual G^* corresponding to a face $\tilde{g} \in \text{prefix}_\chi(e)$.

Let u be a vertex of G that is in $\chi(v)$ and is incident to both the face g and some face in $\text{prefix}_\chi(e)$. Notice every face incident to u is in $\text{prefix}_\chi(f)$. Therefore the set of faces incident to u is partitioned into two sets, one consisting of faces in $\text{prefix}_\chi(e)$ and the other consisting of faces in $\text{prefix}_\chi(f) \setminus \text{prefix}_\chi(e)$. This implies the existence of the claimed path. \diamond

We next show that $F(G) \cap \text{prefix}_\chi(v')$ is also connected. Before proceeding to the proof, we note that for every edge (t, t') of T , $\text{suffix}_\chi(t') = \text{suffix}_\chi((t, t'))$.

Claim 2: The set $F(G) \cap \text{prefix}_\chi(v')$ is connected in G .

Proof of Claim 2: For every vertex-face edge $e'' = (v'', f'')$ of T where v'' is a child of f , we denote by F'' the set of all faces of G in $\text{prefix}_\chi(f) \cup \text{suffix}_\chi(e'')$.

For every such e'' , we aim to show that F'' is connected in G . To see this, first observe that both $F(G) \cap \text{prefix}_\chi(f)$ and $F(G) \cap \text{suffix}_\chi(e'')$ are connected in G (because of Claim 1 and Lemma A.2, respectively). Therefore to show that F'' is connected in G , it suffices to show that given faces g, g' of G where g belongs to $\text{prefix}_\chi(f)$ and g' belongs to $\text{suffix}_\chi(e'')$, there is a path in the dual G^* consisting only of vertices of G^* that correspond to faces in F'' . Let u be a vertex of G that is in $\chi(v'')$ and is incident to a face in $\text{prefix}_\chi(f)$ and a face in $\text{suffix}_\chi(e'')$. Notice that the faces, call them F_u , of G that are incident to u are also faces of F'' . Therefore the set F_u is partitioned into two sets, one consisting of faces of $\text{prefix}_\chi(f)$ and one consisting of faces in $\text{suffix}_\chi(e'')$. This implies the existence of a path in G^* between any two faces in F_u using only vertices corresponding to faces in F'' , which together with the connectivity of $\text{prefix}_\chi(f)$ and $\text{suffix}_\chi(e'')$ implies that F'' is connected in G .

The proof of the claim follows by observing that the fact that for every vertex-face edge $e'' = (v'', f'')$ of T where v'' is a child of f , $F(G) \cap (\text{prefix}_\chi(f) \cup \text{suffix}_\chi(e''))$ is connected in G implies that $F(G) \cap (\bigcup_{e''} \text{suffix}_\chi(e''))$ is connected in G , thus proving that $F(G) \cap \text{prefix}_\chi(v')$ is connected in G . \diamond

We conclude the proof of the lemma by showing that $F(G) \cap \text{prefix}_\chi(e')$ is connected in G . Let z be a child of f in T . We use F to denote the set $F(G) \cap \text{prefix}_\chi(\{t, z\})$, A to denote the set $F(G) \cap \text{suffix}_\chi(z)$, and B to denote the set $F(G) \cap \text{prefix}_\chi(x)$. Keep in mind that $F = F(G) \setminus A$ and $B \subseteq F$.

Suppose towards a contradiction that F is not connected in G . Let $C_1, \dots, C_r, r \geq 2$ be the connected components of $G^*[F^*]$ and let F_1, \dots, F_r be the sets of faces corresponding to the vertex sets of C_1, \dots, C_r , i.e., for every $i \in [r]$, $F_i := \{f \in F(G) \mid f^* \in V(C_i)\}$. Observe that since G is 2-edge-connected, G^* is connected. Therefore, for every $i \in [r]$, there is an $f_i \in F_i$ and an $f'_i \in A$ such that f_i and f'_i are incident faces in G . Let e_i be an edge of G that is incident to both f_i and f'_i and let v_i be some endpoint of e_i . Notice now that $v_i \in \chi(x)$ and therefore, by definition of the tree distance decomposition, there is a face \tilde{f}_i of G that belongs to B and is incident to v_i . The latter implies that for every $i \in [r]$, there is a $\tilde{f}_i \in B \cap F_i$, a contradiction to the assumption that B is connected in G . \square

We are now ready to prove Lemma 3.3 using Lemmas A.2 and A.3.

Proof of Lemma 3.3. Let $e = (v, f)$ be a non-root vertex-face edge of T . By Lemma A.3 and Lemma A.2, the sets $F(G) \cap \text{prefix}_\chi(e)$ and $F(G) \cap \text{suffix}_\chi(e)$ are both connected in G . Let $F_{\text{pre}} := F(G) \cap \text{prefix}_\chi(e)$ and $F_{\text{suf}} := F(G) \cap \text{suffix}_\chi(e)$. Notice that $\{F_{\text{pre}}, F_{\text{suf}}\}$ is a partition of the faces of G . Since G is 2-edge-connected, for every edge of G , there are exactly two faces of G that are incident to this edge. Let Z be the set of all edges of G that are incident to a face from F_{pre} and a face from F_{suf} and let V_Z be the set of endpoints of the edges of Z . It is easy to see that $V_Z \subseteq \chi(v)$. Connectivity of both F_{pre} and F_{suf} in G and planarity of G imply that the graph (V_Z, Z) is isomorphic to a cycle. \square