

From Observability to Significance in Distributed Information Systems

Mark Burgess

Aljabr Inc.
ChiTek-i AS

Abstract—To understand and explain process behaviour we need to be able to see it, and decide its significance, i.e. be able to tell a story about its behaviours. This paper describes a few of the modelling challenges that underlie monitoring and observation of processes in IT, by human or by software. The topic of the observability of systems has been elevated recently in connection with computer monitoring and tracing of processes for debugging and forensics. It raises the issue of well-known principles of measurement, in bounded contexts, but these issues have been left implicit in the Computer Science literature. This paper aims to remedy this omission, by laying out a simple promise theoretic model, summarizing a long standing trail of work on the observation of distributed systems, based on elementary distinguishability of observations, and classical causality, with history. Three distinct views of a system are sought, across a number of scales, that described how information is transmitted (and lost) as it moves around the system, aggregated into journals and logs.

I. INTRODUCTION

The desire to expose the chains of cause and effect that lead to observable phenomena is irresistible, yet we know that the ability to observe and interpret systems is both limited and compromised by availability, relativity, signalling speeds, and even by the noise of environment. In computer science, these limitations have largely been set aside to prioritize other concerns, but in the era of wide area cloud computing this will become harder to do, as our ability to observe and assess software behaviours is filtered through ever more opaque layers of abstraction.

The state of the art in monitoring relies principally on brute force data collection and graphical presentation. There is surprisingly little discussion about the semantics of the process [1]–[6]. Only recently has there been any serious interest in semantics for distributed tracing [7]–[9]. Uncertainties, accrued by sensory instrumentation are left for human operators to untangle on their own. With few exceptions, the literature on logging and monitoring (prior to the present wave of Machine Learning studies), singles out the design of machinery to collect data, without due consideration of relevance, accuracy, or semantics of what is collected (some recent examples include [10]–[15]). This is regrettable, but not uncommon in technological literatures. The machinery becomes an

end in and of itself, and its knowledge-related function is subordinated to the prowess of its performance.

Interestingly, the collection of observational measurements from a distributed system is related to the far-more widely studied problem of data *consensus*, in Computer Science [16], [17]. The latter considers how we may distribute multiple copies of information over a wide area, with integrity of order—surely one of the most frequently revisited problems tackled in distributed systems. The fascination with consensus stems from the attempt to cling onto approximate determinism. The topic of *observability*, on the other hand, (literally the ability to observe systems, as contrasted with monitoring which is following what you actually can see) is its approximate inverse: how can we meaningfully integrate data from widespread sources into a viewpoint consistent with a single observer, also with integrity. It's an issue that has hounded physics and engineering for centuries. Like its dispersive counterpart, observability is a problem dominated by relativistic issues of space and time. Unlike consistency, it has not been studied with anything like the same degree of care.

The 'measurement problem', as it is known in physics, bedevils every corner of science in different ways. We need to ask: is there a consistent viewpoint that can be arrived at without doing such violence to the system as to wipe out any other signal. In this paper, I want to apply the language of Promise Theory [18] and Semantic Spacetime [18]–[23] to the understanding and analysis of distributed systems on any scale.

IT tends to favour action over understanding; this has probably led to the neglect of detailed models for process monitoring. The issues of how we cope with preferential sampling (which may result in result bias) and relative scaling of sample populations, for instance, is of serious importance, but completely absent from monitoring literature. Statisticians talk about biases and significance of populations, but the normal state of affairs for any observer, watching in band of the process (i.e. colloquially in 'realtime'), is to see a small random sample of data whose larger scale significance cannot easily be assessed without long term studies. Decisions and value judgements are inevitably based on samples that are small and statistically inadequate, so this problem cannot be

argued away by Central Limit Theorems and the like. Observability is a necessary but not sufficient criterion for understanding.

None of this is not what monitoring software purports to do—rather it pretends to offer instant insight, independent of scale. In this paper, I’ll try to set out some definitions as clearly as possible, with a view to answering a few basic questions, especially: can we feasibly collect enough information to enable reversible reconstruction of process history, thus enabling forensic causal reconstruction of scenarios past? I’ll show that, if a sufficient level of information is promised, and agents keep their promises with sufficient fidelity, then trajectories can be traced reversibly to causal roots. However, the reconstruction of an agent’s earlier *state* from its current state (the tracing analogue of ‘rollback’), or from promised data, should be considered impossible in general [24].

I’ll focus on the two necessary conditions for assessing systems, from basic information theory [25], [26]:

- The ability to observe remote data with reasonable fidelity.
- The ability to aggregate and combine remote observations with similar fidelity.

These points are never more important than in extended cloud computing, where data collection systems extend all the way out to the edge of user contact, e.g. the Internet of Things.

II. NOTATION AND DEFINITIONS

Let’s begin with some definitions for the purpose of making more precise statements. Promise Theory provides a useful language here, in terms of promises (or impositions), and assessments. In a promise theoretic model, any system is a collection of agents. Agents may be humans or machines, hardware or software. Usually, agents will be *active processes*. Agents represent internalized processes that can make and keep generalized promises to one another [18].

The generic label for agents in Promise Theory is A_i , where Latin subscripts i, j, k, \dots numbers distinguishable agents for convenience (these effectively become coordinates for the agents). We shall often use the symbols S_i and R_j , instead, for agents to emphasize their roles as source (initiator) and receiver (reactive). So the schematic flow of reasoning is:

- 1) S offers (+ promises) data.
- 2) R accepts (- promises) or rejects the data, either in full or in part.
- 3) R observes and forms an assessment $\alpha_R(\cdot)$ of what it receives.

This third and final stage is the moment at which data can be said to arrive at the receiver.

The details of a physical network are not directly relevant, but the topology of actual interactions between agents is. It depends on the promises made

between pairs of agents, which therefore serve as documentation of intent. An offer promise with body $+b_i$ made by S_i to R_j is written:

$$S_i \xrightarrow{+b_i} R_j, \quad (1)$$

where the $+$ refers to an offer of some information or behaviour (e.g. a service). This is a part of S_i ’s autonomous behaviour, and the promise constrains only S_i . R_j may or may not accept this by making a dual promise, marked $-b$ to denote the orientation of intent:

$$R_j \xrightarrow{-b_j} S_i. \quad (2)$$

If both of these promises are given, and kept, then influence in the form of vital information about the body b will pass from S_i to R_j . In general, the offer and acceptance may not match precisely, in which case the propagated information will be the overlap (mutual information)

$$b_{\cap} = b_i \cap b_j, \quad (3)$$

in the manner of mutual information [25], [26]. I’ll suppose that modern systems are cloud computing systems. The elementary agents of cloud computing are *processes*, any of which may express promises about state and services. Processes are hosted at agent locations A_i, S_i, R_i etc.

I use the following nomenclature for message agents M :

- E_{γ} is an event, for example $L_{\gamma} \subset E_{\gamma}$ may be a line of information reported in a log or journal. Greek indices γ label information agents successive packets, i.e. $\gamma = 1, 2, 3, \dots$
- $\{E_{\gamma}\}$ or $\{L_{\gamma}\}$ refers to a collection of such events or lines.
- $S_i, R_i \in A_i$ refer to processes running on computers.
- $\{S_i\}$ refers to a collection of sources, etc.
- A_i refers to a process checkpoint in some kind of dataflow, which has its own interior event log and counters. Checkpoints typically make promises about their identity, location, local counter values, and intent to pass on data in the form of packets P_i , with some promised order.
- P_i refers to a data packet passed between checkpoints agents. Packets typically make promises about their identity, data content, schema, and type.

Latin indices therefore label locations, and Greek indices label events at the same location.

III. DEFINING THE PROBLEM

A. What is intended and what is promised?

There are two ways in which we use data to interrogate a number of processes:

- **Tracing:** ('During') —in band observation, in which data are sampled *intentionally* and recorded as a process unfolds to maintain 'situation awareness'. e.g. the ECG or life monitor approach to medical monitoring.
- **Diagnosis:** ('After') —out of band forensic reconstruction of a system using data one can find after an incident, where intent to comprehend kicks in only after the event has occurred: e.g. the post mortem approach to medical investigation.

Most users will try to combine these approaches, paying attention mainly when significant events occur. The automation of alarms (usually based on simple-minded absolute thresholds) tells human operators when to pay attention, at which point they have to rely on what has been traced. The promise to maintain awareness is an expensive one, and we rely heavily on our skills of reconstruction after the fact.

B. Three perspectives about scale and relativity

Distributed processes are composed of agents that pass information in space and time (see figure 1). Messages or events propagate from one agent to another, and we consider the arrival of such information to be an advance in the 'state' of the distributed system, which is what we mean by the *proper time* of the process. Events that occur in parallel, as separate logical locations, know nothing about one another—they are causally disconnected and lead independent lives. The time on the wall clock or system clock is not a 'proper' time, as we'll see below¹.

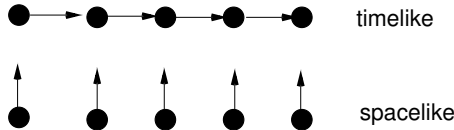


Fig. 1: Space and time as agent parallelism and serialism respectively.

There are three kinds of story or explanation we want to be able to tell about distributed systems (figure 2):

- 1) The data traveller log. What a travelling data packet experiences along its journey, e.g. which software including version handled it and in what order?
- 2) The checkpoint visitor log, from key signposts around the data processing landscape. The log of what each checkpoint along the journey saw, i.e. which data packets passed through the checkpoint and what happened to them?
- 3) The map of combinatoric intent, i.e. the relationships between invariant elements and

concepts, including the topology of checkpoints and influences, the types of data passed between them, significant occurrences, and so forth; i.e. the semantics of the data, software, and invariant qualities and quantities that summarize the processes within the system's horizon.

These viewpoints require separate data collections. Present day logging systems focus almost entirely on the second of these.

In Promise Theory, one reduces a system to a collection of agents, their promises, and their assessments. Agents include the checkpoints from which data emerge and are collected. A second layer of agents comprises the data packets that are transmitted. The promises made by these agents include communication, data compression, speed, and integrity. They may include data formats and ordered protocols. We equip different agents in the system with promises to report the information available to them to observers. I shall not be concerned with matters of authorization and permission in this paper, but rather focus on the difficulties experienced by those who are promised information.

C. Diagnosis

It's up to an observer to infer something about the state and history of a system, based on what is observed. This is not as straightforward as software systems have come to assume, especially as cloud computing pushes the limits of observability. At some point, this reconstruction involves a form of reasoning—not necessarily rigid logical reasoning, but at least a process of joining dots into an acceptable story.

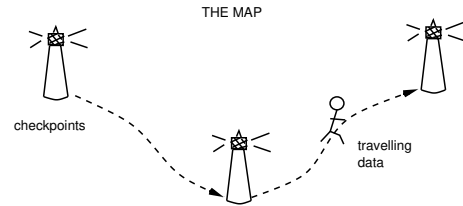


Fig. 2: 3 Views. Travelling passport documents, versus logs of entry and exit from a checkpoint, versus the map of checkpoints and routes.

D. Diagnostic messages

Process tracing is a simpler problem than reasoning, because it can be constructed as a purely Markov process—at least in principle. Tracing is the construction of a totally ordered path through a set of agents. Reasoning, on the other hand, involves semantic relationships between clusters of agents that may be considered to have an invariant meaning, and it may combine several traces into a satisfactory explanation. According to the definitions in [22], [23], I'll simply define the following:

¹In Einsteinian relativity, the term proper time is reserved for the time experienced by an observer about its own states, so I keep to this convention here.

Definition 1 (Reasoning): Reasoning is a search over a graph of ordered conceptual relationships.

This pragmatic and unconventional definition might offend some logicians, but it's closer to what humans call reasoning than a definition based on mathematical logic. A few common issues crop up in diagnostics:

- The predictability of agents' behaviours.
- The distinguishability of agents and data messages.
- Loss of information due to mixing of origin sources.
- Reordering of information due to latency.

The problem with the first two kinds of story in the list, is the lack of a deterministic and universally defined order between the transactions of 'event driven' processes at separate source locations. The extent to which we can write down spatially invariant orders, process summaries, etc, which may be expected to persist over a timescale useful for prediction, is the essence of the difficulty in tracing causal history².

IV. OBSERVABILITY OF MESSAGES

From the foregoing, we can define the concept of observability between pairs of agents. It does not make invariant sense to speak of 'observability' without some qualifications, so we can be more precise:

Theorem 1 (Observability of X at S by R): A range of promised set values X , sourced from an agent S is observable by an agent R if and only if:

$$\pi_+ : S_i \xrightarrow{+X_i} R_j, \quad (4)$$

$$\pi_- : R_j \xrightarrow{-X_j} S_i. \quad (5)$$

$$X_j \subseteq X_i \quad (6)$$

Note that the criterion for observability is not a deterministic guarantee the ability to obtain a value on demand. It is essentially a property of an information channel, in the Shannon sense. There is only a finite probability of all these promises being kept, which makes observation a fundamentally non-deterministic process. There are many impediments to keeping promises in practice, not least of which the the law of intermediaries³.

By assumption, agent's are autonomous and each plays a role in the collaboration required to exchange the information involved in monitoring. The definition of observability illuminates a basic dilemma in monitoring: the autonomy of agents in any distributed

process (i.e. their causal independence) means that there is fundamental uncertainty about the process of observation not just its outcome. Causal independence is the very definition of a random variable. A source of signals may believe it does all it can to ensure correct transfer of information, and that any problems lie in the delinquencies of the receiver; meanwhile, the receiver believes it does all it can and trusts the source and the network in between implicitly to report with complete fidelity. The assessment of X by R_j (denoted $\alpha_j(\pi_+)$) is still a function of R_j 's access and capabilities at any given sample, and may be subject to environmental interference.

A. Preliminaries about intent

Most technologists believe that, if they design without 'bugs', they can achieve whatever outcome they desire, given sufficient resources. This is not a scalable view, so we need to be more cautious. In the standard model of queueing theory [27], data are produced by a source S_i , at a rate λ_i messages per unit time, and may be processed by a receiver R_j (sometimes called a server) at a rate μ_j . The queue is unstable and grows out of control as the traffic density $\lambda_i/\mu_j \rightarrow 1$.

The terminology pulling and pushing data are often used about attitudes to causal *intent* in communications. These lead to some confusion, so it's worth mentioning them. I define these in accordance with the same information channel principles.

Definition 2 (Push): A method of communication in which a source agent S imposes its messages onto a recipient R without invitation.

$$S \xrightarrow{+M} R. \quad (7)$$

In data signalling, packets may be carried over a wire, enter a network interface and be queued up for sampling by a receiver, before the receiving process is ready to accept them. This is imposition. The receiver may then promise to sample (-) the messages from the shared queue. The channel flow is thus controlled by the sender.

Definition 3 (Pull): A method of communication (sometimes called publish-subscribe) in which a receiver invites a source to provide a certain quota of messages for sampling via an agreed channel.

$$R \xrightarrow{-M} S \quad (8)$$

which is then promised by the source

$$S \xrightarrow{+M} R \quad (9)$$

The flow along the channel is thus controlled by the receiver.

Pull is always the fundamental 'last mile' stage of a sampling operation; it may involve active polling of the queue to match timescales that satisfy the rigours of Nyquist's theorem. It optimizes message transfer according to the downstream capabilities. Push driven systems are sometimes associated with

²The main approach to determining spacetime invariance in science is by the use of statistics (aggregation or 'learning'): by accumulating multiple samples, we hope to separate what is quickly varying (fluctuation) from what is slowly varying (trend). Persistent concepts are what remains during or after a process of learning has separated these processes.

³See reference [18]. The law of intermediaries basically says that intermediate agents cannot be relied upon to faithfully transmit promises or intent, because all agents are fundamentally autonomous.

reactive or event driven systems—though this can be misleading. Push and pull are effective on different timescales. Push (notification) is useful in connection with small signals when source data are sparse and a receiver needs a short wake up message to collect a package from the source, enabling it to conserve resources. Push therefore provides non-redundant information when arrivals are sparse or infrequent, on the timescale of the receiver’s sampling [28]. Pull systems make more efficient use of queue processing, by utilizing the information about autonomous capacity to balance load.

B. Events and sampling

The concept of events plays a major role in the language used for monitoring and data flow in IT, but is seldom defined. Let’s define it here in a way that respects information theoretic transfer. Information is only ‘arrives’ somewhere when it is sampled.

Definition 4 (Event): A discrete unit of process in which an atomic change is observed or sampled.

We often imagine processes being driven by a flow of events, like a stream⁴. Again, in terms of sampling, this amounts to the following:

Definition 5 (Event or message driven agent): An Event Driven Agent R makes a promise conditionally on the sampling of message events M from a S , with an average rate λ :

$$R \xrightarrow{+E|M} O \quad (10)$$

i.e. R can promise an observer O that it acknowledges an event E on receipt of a message M . By Promise Theory axioms, this assumes the prior promises:

$$S \xrightarrow{+M|\lambda} R \quad \text{or} \quad S \xrightarrow{+M|\lambda} R \quad (11)$$

$$R \xrightarrow{-M|\mu} S \quad (12)$$

Notice that by using the term sampling here, we do not take a position on whether messages were imposed by pushing from S to R , or whether R reached out to S to pull the data. These distinctions are irrelevant to the causal link that results from the message policy. Data are not received until they are sampled by the receiver. Note that there is no timescale implied by the conditional promise in (10)—the definition of ‘immediate’ or ‘delayed’ response is an assessment to be made by the observer O .

The concept of reactive systems has been usurped by a specific industry initiative [29], so it makes sense to follow in the spirit of that:

Definition 6 (Reactive agent): An event driven agent that promises to keep its behaviour within certain constraints relative to the sampling of events.

A simple example of these principles is to explain data flow systems like Data Pipelines. These are scaled combinations of reactive components.

⁴This illusion of a flow is maintained by a gradient of intermediate agents that accumulate samples in buffers.

Example 1: Pipelines and Petri Nets: Data processing pipelines are hybrid networks of Event Driven Agents, Reactive Agents, and Service Agents, that promise to behave as an Event Driven Agent collectively as well as component by component.

A simple fact of queueing theory, embodied as a principle of autonomy in Promise Theory is to note that: no amount of pressure or coercion will make an agent process data faster than its maximum rate μ .

C. Missed and dropped samples

Observations inevitably get lost in any scientific enterprise. In empirical science this contributes to ‘error bars’ or uncertainties in counting of measurements—but not usually to semantics of interpretation. Interpretations are expected to be stable to such small perturbations.

Reasoning in IT has its historical origins from mathematical logic and precision: the avoidance of doubt. But doubt is a central part of tolerance in systems. If we observe and inspect systems, we need to do so in the framework of a stable intent that overrides random fluctuations in measurement⁵. Monitoring and measurement serve no actionable purpose unless there is already a policy for behaviour in place. Ashby’s model of requisite complexity or ‘good regulator’ in cybernetics [30], [31] summarizes how matching information with information on the same level is required when there is no intrinsic stability in a model by which to compress such fluctuations.

V. THE TIME SERIES MODEL

Our received view of time—as a river of events that moves everything from past to future at the same rate—is a side effect of living in a rather slow world, which is close to us, and which we see with no perceptible delay. In IT, we cannot rely on this privileged view, and we need to rethink time by going back to the basics of how we measure it.

A. Events, clocks, and proper time

In an information theoretic sense, an *event* is an observation of change in data sampled from a source [25], [26]. In the Einsteinian sense, this signal is a tick of a clock that an observer samples. When the tick originates from within a process (e.g. a CPU kernel tick), this defines a notion of ‘proper time’ for the local process, indicating an advance in the state of the process. When there are multiple agents involved, working together, the language one often speaks of ‘vector clocks’ in IT, referring to Lamport [32].

Other agents, external to a ticking process, may observe changes in it differently, either because they lack access to observe the changes or because the sampling of the changes require intermediary processes like message passing to propagate the changes from source to receiver. Thus the proper time experienced

⁵We see the effect of ‘populism’ in society today, when intentions follow unstable polls instead of convictions.

by an agent may not correspond to the exterior time generated by the sampling of remote events.

Example 2 (Thunder and lightning): When lightning strikes, observers in different contexts see and hear it at different times. Observers very close, that cannot sample faster than a certain rate, may not be able to discriminate a difference between the flash and the thundercrack. Light travels so fast the few agents can detect a delay in the signal, so they conclude that the flash occurs as ‘the same time’ (during the same sample). But sounds travels more slowly, so agents at different distances can discriminate the time at which the sound reaches them. If they synchronize their watches using light, they will measure different times for the sound—but the event happened due to a process that took place in a single location, over a tiny fraction of a second. What observers sample is not always a high fidelity representation of what happened at the source.

Using the language of Promise Theory [18], we can define time from two perspectives. For convenience, we’ll make an identification between the concept of an event E_γ and a line transaction L_γ in a system log, or a data point recorded in a timeseries database D_γ :

Lemma 1 (Events count time): The emission of an event or ‘log line’ $E_\gamma = \{L_\gamma, D_\gamma\}$ is a tick of interior time clock.

This should be obvious, as events are changes that get noticed. We can now define interior (proper) time and exterior (relative) time:

Definition 7 (Interior time of process S_i): An independent count of ticks originating from within a process S , cannot be observed by any exterior agent $A?$, unless promised and reported:

$$S_i \xrightarrow{+\text{tick}_i} A?. \quad (13)$$

Interior time is the image of processes that originate within the boundary of agent S_i . At scale, we can consider superagents of any scale, so interior time scales and changes in meaning according to our definition of local.

Definition 8 (Exterior time of process S_i): An independent count, by a remote receiver R , of promised ticks (observed and aggregated from any number of sources on a watchlist) that increases for each sampled event arriving from a exterior process source S_i .

$$S_i \xrightarrow{+\text{tick}_i} R \quad (14)$$

$$R \xrightarrow{-\text{tick}_i} S_i \quad (15)$$

$$S_i \xrightarrow{+\text{tick}|\text{tick}_i} A?. \quad (16)$$

Exterior time is attached to remote processes that may originate on any scale. The recipient R that samples events may itself be of any scale, with associated loss of certainty about the definition of its interior clock counters, but ideally R would use a single source from an elementary agent, for precision.

On the timescales of computers, in our daily lives, this sounds straightforward, but the processes that calibrate our normal idea of time (the system clocks) are not faster than the sampling processes we are trying to discriminate by. This leads to a breakdown in the normal assumptions of universal time for all, and forces precision agents to go back to basic definitions of time in order to trace processes in band.

B. Clocks at different scales

We cannot avoid the effects that scaling has on clocks. Even atomic clocks may not be considered atomic, in the transactional meaning, on the scale of subatomic processes. The lesson that Einstein taught us is that processes need to embody their own clocks, as single reference sources of truth.

Example 3 (System clock, e.g. Unix): The system clock, provided by most operating systems derives from a shallow hierarchy of exterior time services, based on processes that promise *approximate* alignment. The clock timer C is an independent agent, which promises a counter (UTC) to processes P_i ,

$$C \xrightarrow{+\text{UTC}} P_i \quad (17)$$

$$P_i \xrightarrow{-\text{UTC}} C \quad (18)$$

Using this as a conditional dependency, processes can then promise timestamps based on the interior counter

$$P_i \xrightarrow{+\text{timestamp}|\text{UTC}} R. \quad (19)$$

Note that the coordination between duplicate redundant clocks is weak. A time service like NTP, provided by agent N , may be used to periodically align independent clocks at a layer of the hierarchy above each system clock:

$$N \xrightarrow{+\text{UTC}_{\text{NTP}}} C \quad (20)$$

$$C \xrightarrow{-\text{UTC}_{\text{NTP}}} N \quad (21)$$

$$C \xrightarrow{+\text{UTC}|\text{UTC}_{\text{NTP}}} P_i \quad (22)$$

$$P_i \xrightarrow{-\text{UTC}} C. \quad (23)$$

Each clock is independent, so it is only meaningful to compare two timestamps from the same clock. Moreover, the relationship between timestamps and process ticks is indeterminate, since process ticks are halted relative to the system clock during timesharing. The use of timestamps in network protocols should be considered unreliable, and only for round trip comparisons.

Example 4 (Monotonic counters): Interior process time can be obtained by incrementing a counter by an atomic operation. A process P passes a value v to a counter C , which is a persistent variable, and promises to increment it as certain milestones are passed:

$$P \xrightarrow{+v} C \quad (24)$$

$$C \xrightarrow{-v} P \quad (25)$$

$$C \xrightarrow{+t=(v+1)|v} P \quad (26)$$

$$P \xrightarrow{-t} C. \quad (27)$$

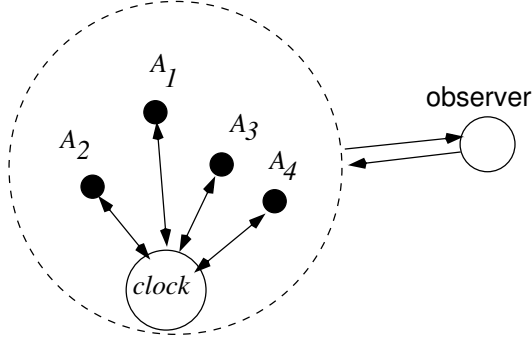


Fig. 3: A single agent, with a reference clock can be scaled into a superagent provided the agents within promise to coordinate their behaviours. Thus a collective formed from independent sources can act as a single reliably ordered source, but at a cost growing like N^2 in the number of agents.

If independent agents need to coordinate their clocks, they can build on a single source of truth, by appointment to the role (see figure 3), essentially transforming interior time into exterior time.

Lemma 2 (Interior consensus of clocks): The promise to share interior time T_i from S_i , to an agent R_j , with interior clocks T_i is equivalent to the problem of data consensus between clock ticks.

This suggests that clock synchronization by voting in band ('realtime') will lead to a significant delay in the rate of time that can be promised as agreed ticks by an entire superagent. This increased 'mass' of agent clocks will slow the rate observable by an outside sampler.

Lemma 3 (Aggregation of clocks): The aggregation of multiple sources of interior time T_i from S_i , by an agent R_j , with or without consensus, is not one to one with the interior time of the receiver.

The proof of this may be seen from the Law of Intermediate Agents [18], which tells us that, if there are agents in between the source and receiver (which is nearly always the case), then no promises are transferred automatically. We need a chain of delivery promises to form an expectation of what we are seeing. The outcome of this is that every agent may see a different arrival order, assuming that it can distinguish between data transmissions. This is a well-known result. Conversely:

Lemma 4 (Promised Order Propagation): The order of a sequence of data, from a single agent, can be promised by virtue of a single clock or counter.

Note that this does not imply that order will be preserved, only that there is a set of promises between sender and receiver that can be made to transfer the order information (e.g. by numbering packets). This is well known in 'reliable' data communications, like TCP. Without proof, let's acknowledge that the relative order of data can indeed be transferred reliably between a sender and a receiver, if there is a promised

order at the source (figure 3). This requires the introduction of a co-dependence between sender and receiver, and a detailed explanation has been given in [33]. Examples include the well-known TCP protocol, and other more exotic variants.

This does not imply that data are necessarily observed in the same order by source and receiver. Once data leave the agents that are entangled in this way, the promise of order is not preserved, because all agents are causally independent.

Lemma 5 (Promised Order Propagation): Data exchanged without conditional sequence promises may not be sampled in the same order as they were promised.

The implication of this lemma is that predictable coordination of sequences as invariant features between agents is expensive and unreliable: it does not happen unintentionally, without chains of interdependent promises. This is a rather damning result for monitoring that relies on timestamps for its depiction.

Order promises can be kept by labelled (sequence numbering) or by waiting in lock-step for changes one at a time. The independence of agents, and our inability to make a promise on their behalf, means that data passing through multiple intermediaries are *independent deliveries*. Even a single agent cannot be forced to deliver data in order, unless it has promised (fully intends) to do so in advance, with full observability of the payload (and a receiver that can sample at the Nyquist rate [22], [26]). Expecting clusters of agents to preserve order, over possibly parallel routes is even more unlikely, without prior intent. This can be expressed by saying that unless there is a single clock that determines when packets will be sampled by a receiver, the order will not be preserved. The default is that an incoming queue of samples serializes them in a random order, without a surviving chain of dependency.

We can arrange for such a single clock to be authoritative (like a shared memory counter), but this requires agents to make promises to abide by the order, which in turn requires cooperation from end to end throughout a channel, to preserve identity serially and atomically (one agent sampled exclusively at a time). Another approach to agreeing about time is to bind clocks in lock-step to form a co-dependent relationship between agents, known as *entanglement* [33]. This is used, for example, in TCP's SYN-ACK protocol. It promises synchronization at a possibly unbounded cost in terms of interior time ticks.

Lemma 6 (Promised Order Propagation): The intended order for events originating from more than one S_i may only be promised by interior cooperation at the source, and assessed uniquely by an agent R with observational capacity according to the Nyquist law. Each rescaling of aggregated time ordering introduces new uncertainty according to an observer's clock.

There is no unique intent, for a collection of autonomous agents, unless the multiple sources subor-

dinate themselves by cooperation to a single agreed order, but any attempt to coordinate between the agents (and thus act as single superagent making a common promise) would result in a change in the ticks observed by R , unless the sampling resolution of R is much less than the exterior time needed to assess interior latency of interactions for agreement.

The conclusion of these extended remarks is that there is no single clock by which to define the order of events between different hosts. This is essentially because unrelated processes have no common time. The whole idea is meaningless. What observers often seek is a picture according to their own sense of time (observer time) that integrates different processes into a picture of the moment as they perceive it. Alas, that impression cannot easily be reconstructed later, even perhaps with a detailed ‘post mortem’, as it relies on anchoring to out of band processes that were not measured. If we introduce a single source of time for a collection of hosts, by forming a superagent (with all necessary interior cooperation), each agent within, we can define a single reference time, but it is not the proper time of any process.

C. Rule of thumb about time

Example 5 (Common assumptions of system time): A commonly held belief is that, in interactions like network protocols, we might define time in a number of way.

- *The ‘actual’ time:* there is a single source of truth, by international convention, which is the official value of UTC. This time standard exists, but is only obtainable with latencies that render it approximate. Through a hierarchy of services, like NTP, local system clocks promise to approximate this time and to count independently on their own at approximately the same rate. These rates cannot be verified, so in practice the closest we can obtain is the current value of the local system clock, which belongs to localhost.
- *The observed time:* This is a timestamp rendered by sampling the system clock, so it is relative to localhost’s assumed time standard and has no significance beyond the agent that sampled it. The observed time may not be monotonic, for example if clock drift corrections occur in between samples of the clock. System time may therefore go backwards or forwards at random, over extended processes.
- *The publication time:* Timestamps may be shared between processes, or recorded, incurring additional processing delays. The resolution of a timestamp may be quite low, allowing processes to absorb processing delays, but publication times are always later than the timestamps they promise, e.g. the timestamp when a log entry is written is always later than the timestamp of the log entry.
- *The receipt or sampling time:* If timestamps are shared between agents, e.g. in recording

data in a log, or transmitting data across a network, the published timestamp belongs to the sender S ’s clock, and the receipt time belongs to the receiver R ’s clock. These two times are causally independent and their comparison is strictly meaningless. If all clocks promise approximate alignment, the difference between published and received timestamps may promise an accuracy whose uncertainty is approximated by the Pythagorean average of the uncertainties of the two timestamps at S and R .

Clearly, no protocol (except NTP) passes information about its clock time uncertainties, so network time falls foul of the Intermediate Agent law.

VI. THE ROLE OF TIMESCALES FOR PREDICTABILITY

The purpose of monitoring is to be able to explain behaviour and even predict problems in advance. Without predictability, monitoring is little more than somewhat arcane entertainment [1]–[6]. One assumes that, by learning about the past or by building a relationship with system behaviours in band, we are able to predict something about the future behaviour. This, in turn, assumes a stability under the repetition of patterns.

Definition 9 (Predictability): A system that has stable and repeated observable behaviour, on a timescale much greater than the sampling rate, may be called predictable.

It’s, of course, paradoxical that the time when most users want to monitor systems is when they are *least predictable* and providing observations of no value.

A. Separation of timescales

We can make another observation about what happens in interactions. The principle of separation of timescales is a design principle for interacting systems, based on the observation that dynamical influence causes timescales for change to mix. In earlier work, I’ve referred to this as the most significant principle for engineering—more important than the separation of concerns based on semantic (functional) separation, such as data normalization or ‘class’, which is the norm in Computer Science. Briefly, it says:

Principle 1 (Separation of timescales):

Functional systems modularize robustly and effectively when processes with different characteristic timescales are weakly coupled.

By ‘robust’, we refer to ‘stability’ [34]. This principle makes a connection to the related problem of data consensus, which is a strong coupling regime that maintains data consistency over average timescales.

B. Dynamical coupling defined

The foregoing assertions can be justified by looking at what coupling strength means for interacting

agents⁶. Phenomena that promise changes on very different timescales interact only weakly and can therefore be treated as logically separate. By contrast, agents that promise couplings on the same timescale may influence one another and therefore belong to the same class of phenomena. In terms of the foregoing definitions, we can state the meaning of separation more strongly, as a theorem:

Theorem 2 (Separation of causal influence): As the ratio of timescales becomes large $T_R \gg T_S$, the effective coupling tends to zero

$$e \rightarrow 0. \quad (28)$$

tends to zero (weak coupling).

To prove this, suppose a series of partially ordered events at an agent S yields a series E_γ , $\gamma = 1, 2, \dots$. Suppose a source agent S transmits the events, which are aggregated into superagents $E^{(n)}(E_\gamma)$ of dimension n , by the receiver agent R ,

$$S \xrightarrow{+E_1, E_2, \dots, E_n} R \quad (29)$$

$$R \xrightarrow{-E_1, E_2, \dots, E_n} S \quad (30)$$

$$R \xrightarrow{+\alpha_E | E_1, E_2, \dots, E_n} A? \quad (31)$$

so that the dimension of the information is reduced by a factor of n by R :

$$\alpha(E_1, E_2, \dots, E_n) \rightarrow \mathbb{R} \quad (32)$$

$$\left| E_1, E_2, \dots, E_n \right| = n \quad (33)$$

$$\left| \alpha_E(E_1, E_2, \dots, E_n) \right| = 1 \quad (34)$$

The average time between events, as assessed by R 's clock, may be denoted

$$T_S \simeq 1 \quad (35)$$

$$T_R \simeq n. \quad (36)$$

So R assesses S 's timescale to be 1 and its own timescale to be n :

$$T_R \geq T_S. \quad (37)$$

Thus the average interarrival times for the queue in (31) $\lambda_R \sim 1/\alpha_R$, etc, satisfy:

$$\lambda_R \leq \lambda_S \quad (38)$$

and the effective influence, in fraction of messages received compared to messages sent is expressed by a coupling constant:

$$e \sim \frac{\lambda_R}{\lambda_S} \leq 1. \quad (39)$$

In a strongly coupled system $e \rightarrow \infty$, timescales converge to the shortest timescale of the interacting parts, making systems busier and more work intensive. The utility of this observation is that, if one separates causally independent parts of a system into super-agents that make weaker promises to one another,

any observed correlation between phenomena, that exceeds expectation, can be considered coincidental or potentially faulty. This can be detected by a change in the proper time event rate, measured by some agent within a system. This principle therefore has significance to the use of observation for detecting faults and design flaws in systems. It tends to maximize the signal to noise ratio between promised and non-promised behaviour [34].

C. Coupling strength, memory, and consensus

The concept of knowledge is already more uncertain in a distributed system than in a local system with random processes. Lamport's papers about seeking the homogeneity of data sources is effectively a monitoring problem in reverse. A collection of agents monitors one or more sources and tries to equilibrate the knowledge they promise. Data consensus is a conditional promise of policy-determined values (called quora), based on inputs reported from sources S_i :

$$S_i \xrightarrow{+E_\gamma} R \quad (40)$$

$$R \xrightarrow{-E_\gamma} S_i \quad (41)$$

$$R \xrightarrow{+\text{Quorum}(E_\gamma) \mid E_\gamma} A?. \quad (42)$$

This strong coupling, represented by strong dependency on data from a complete network of dependencies, demonstrated that time and order of events are fundamental obstacles in a system of distributed computers in which observation has a finite latency (usually agents that are spatially separated) [16], [17], [32]. The topic touches on the relativity of simultaneity, and how to make sense of differing views about what causes what.

The relationship with time is revealed by the 'FLP result' [35], which exposed the essential impossibility of consistent distributed knowledge in an uncertain 'asynchronous' environment. In an asynchronous message-passing system, source or delivery agents may delay messages indefinitely, duplicate them, or deliver them out of order. In other words, there is no fixed upper bound on how long a message will take to be received. A consensus policy promises:

- All trusted nodes promise the same result (a non-local agreement).
- All trusted nodes will eventually promise a result.

Some approaches to working around the limitations of asynchronicity play with strong synchrony promises in order to eliminate these uncertainties [33].

In an asynchronous interaction, each agent's proper time may be used to define 'timeouts' to receiving data to keep a process from waiting for ever for strong dependencies. Timeouts are a workaround that weakens the effective coupling strength of an interaction, by effectively measuring latency in interior time. There is no unambiguous meaning to a timeout, except the presence of a potential fault. Latency (round trip time) is the only covariant measure in a relativistic

⁶The increasingly pervasive language of Complex Adaptive Systems leads to assertions about strong and weak coupling, but we need to be able to define those things to use them.

system, because it's one of the few measures that has a purely local meaning.

In Promise Theory, the intermediate agent theorem is the analogue of that result: it says that whenever you rely on agents that are not yourself, to acquire or deliver information, it no longer promises what its originator intended. And if a remote agent promises something, but doesn't promise it to you too, all bets are off and there is a quadratically growing cost of verifying. In monitoring, we are not usually interested in a majority view, rather we are interested in what happened specifically at what we believe was the certain place and time of origin (though this is also subject to uncertainty). We are sometimes interested in a statistical view (which is not the same as a consensus view, because it admits and even measures the statistical uncertainty of variations. If certain nodes lie (sometimes called Byzantine behaviour) we want to know about it, not merely cover it up.

There is clearly overlap in the concepts of distributed information, but monitoring seeks a picture of actuality, rather than a cover-up operation to brush uncertainty under the rug of consensus. Software Engineering therefore has a conflict of intent with monitoring: it wants to assure complete dependability (promises always kept) by invoking protocols 'in band', whereas monitoring is trying to expose when promises are not kept, to 'out of band' human observers. These are the issues we need to deal with in describing observability.

Readers may feel that the problem of distributed ordering has been solved by distributed consensus systems like Paxos and followers [16], [17], but this is not the case. Consensus systems do not promise the source order of observations, but rather an average order by which observations are reported, which is a policy decision.

D. Memory processes

It should be clear that memory is required to stabilize values from multiple sources. To integrate results from several sources, and to replace them with an agreed result requires temporary memory, over the necessary clock ticks of proper time—at least as much memory as there are source dependencies for each outcome. The role of memory and its reliability also play a role, but I don't want to discuss that here. In most IT systems, memory unreliability is negligible.

VII. THE TIME-SERIES MODEL

Given a stream of trusted values reported by agent interactions, the usual response is to try to build a timeline for a system as a movie recording of past history, using a panoramic lens. This throws us a number of questions about how often one should sample data.

A. Sampling rate

The naive view in the industry is that one should collect as often as possible. Basic information theory

constrains our ability to extract information from data. Many engineers feel that the virtues of fast sampling are indisputable, just as the citing of many decimal places leads to increased accuracy, but neither are true (for the same reason). Excessive use of high resolution sampling is a senseless arms race (a watched pot that never boils). Continuous high density sampling of a non-existent signal is not helpful. Nyquist's theorem tells us that we can only know fully of changes that occur half as fast as the rate at which we sample. Shannon's theorem tells us that our information about the system only increases when changes are observed.

Regarding the order of events, it's common to rely on an independent clock service, located within a network to try to synchronize clocks to some calibrated count, and then rely on the homogeneity of manufacturing in chip-sets that count time at a more or less similar rate. Traditional clocks services count time in seconds, but this sampling rate is much too infrequent to distinguish processes in modern processes, where nanosecond timing discriminations are becoming.

Physics tells us that relying on the counting of an exterior agent is futile when clocks are located in regions of very different gravitation, or when they are moving with respect to one another. This already has to be corrected for in satellite systems. The same effect applies if agents are in virtual motion with respect to one another. Only the interior proper time of a process can be relied upon for comparisons.

Local measures of observables have to be aggregated into coarse grains in order to measure them against one another. Histograms of observational distributions are usually the best we can offer in terms of observability. But distributions only tell the past probability of behaviours in fairly static cases. When we most want to know about a system, that's when it's hardest to understand.⁷

Time-like changes are normally assumed to be instances of what may potentially be significant events. The result is that human operators get excited by graphical traces that suddenly rise or fall—which has an undoubtedly hypnotic appeal, but means nothing without a larger context. Sliding windows are often used to detect gradient changes in time series. Ensemble averages are used and even forced in data distribution and consensus processes (see figure 4). In other words, aggregation over time (not space) is a necessary part of the learning that provides context for prediction.

Principle 2 (The sampling rate): The sampling rate for a variable should typically be about half the auto-correlation time for a variable in order to detect meaningful stable variation.

This is the timescale suitable for learning. For the purpose of anomaly detection, one might see a sudden change in timescale as a result of an unexpected

⁷This is the paradox of weather forecasting: when nothing is changing, we can predict the weather easily; but, when everything is in flux, prediction is hopeless. [36].

coupling. Faster sampling could then be introduced on suspicion of a transition in behaviour—just as biological heart rates and attention spans quicken under stress. Recording and storing reams of data that are zero or constant cannot be in anyone’s interest. Such data is compressible. It contains no new information. The potential problem with that approach is that the cost of sampling is not free; the impact of sampling on the system may become significant. Some authors have advocated such adaptive sampling [37]. One then has the decision about which part of the sampling process to scale back: the act of measuring on each local process has one cost, the act of aggregating the samples in some central repository has another cost. Neither of these is easily controllable, since multi-tasking operating systems make the sharing decisions to allocate cores, interrupts, network transmissions, and tasks quite opaquely. It may be difficult to assess which is the greater evil: uncertainty due to adaptive sampling or uncertainty due to oversampling or undersampling.

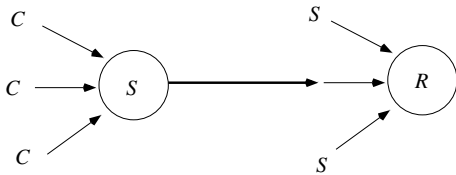


Fig. 4: Aggregation of observations from multiple sources can happen at any node in a distributed process. When causal influences come together, in this way, the confluence point becomes an effective observer of the sources that feed into it. Observers are not only human!

B. Shared resource counters (kernel metrics)

The consequence of lemma 6 is that scaling of observations causes not only a reduction of information transmission rate, but possibly a loss of information about the origins of shared assessments. Resource counters, computed from the aggregation of data (like most of the kernel resource metrics typically recorded in popular monitoring tools), erase details that belong to their higher resolution origins, in an unrecoverable way (see section VIII). There are many such recorded values in timesharing computer systems, because they are useful mainly to the sharing agent. The fact that they are shared with separate processes is a mixed and slightly misleading blessing. It’s sad to see so much effort expended in sharing noise to observers desperate for insight. I think we can do better.

Shared measures erase the information about data origin, and thus such collective phenomena cannot be traced backwards to an appointed cause. For example, measuring the load average for a computer cannot determine which programs caused a spike in the load [38]. This is not, on the other hand, a reason to retain every individual data characteristic for ever, because the opposite is also true: some data cannot be exposed without computing those high level functions.

C. Instrumentation of processes

Our symbolic representations of processes are algorithms expressed as program ‘code’. In a distributed system, programmers have begun to instrument workloads for interprocess communication using service meshes and centralized logging services. These do not reveal behaviours interior to the processes, but may provide traffic patterns by which to hypothesize about process behaviours and intentions.

For process tracing, one needs to be in the inside of the process, where the interior time ticks. From the foregoing discussion, it’s clear that the system clock service is not the correct measure of time for process diagnostics. The proper time of a process is measured by the number of program counter transitions or program steps incurred by its execution. This count is significant because each increment is the result of an explicit causal jump instruction. The program counter’s value can be promised at each instruction in code for debuggers to trace, forming a causal set of correspondences between program locations and increments. However, attempting to share these proper times between processes is meaningless.

The system UTC clock, even an approximate local copy of it, comes from an independent agent, and although shared between many processes its increments do not correspond to single channels of causation. Rather they represent only the implicit increase of entropy in collecting from all processes. When processes are timeshared, they may be halted and interleaved in complex ways.

D. Significant Events

As discussed above, the major drawback in time-series thinking, for a distributed system, is that there is no unique meaning to the order of transactions originating from different sources when they are aggregated from different locations. Each observer in the universe sees events from their own perspective. The lightning bolt and the thunder arrive earlier for some than for others, because different processes propagate information at different rates, over different routes, and with different latent delays. Consensus is expensive, heavy handed, and its goals are different to the goals of observation.

Moreover, we have no uniform metric for time other than the exterior clock, which has issues of its own—it doesn’t represent local causation except for the process that generates it. The question we want to answer is: what was the reason for an event E ? i.e. can I infer the condition, state, or quality of the system from this event, based on what I have observed beforehand? Times are not causes.

A better approach, based in interior instrumentation is to create a semantic counter that traces a distributed process that we can trace backwards to causal origins. Samples can be taken when something is found to be significant within the context of the process itself. This is the proper passage of *significant* times. Regular sampling of processes is not an

efficient way to record them because processes may be busy or idle, etc. This is what system logging enables—but the opportunity is usually squandered from a lack of a proper model.

Metric coordinates (clock times and numbered locations) are not helpful when we have no invariant measuring devices to define them by. The alternative is to use descriptive labels, or semantic coordinates.

Definition 10 (Significant event): An event marker, provided by a source process, that signals either an intentional change or an unintended deviation from expected state.

Anomalies and faults fall into this. Processes that are not able to keep their promises may also be significant events.

When seeking the ‘root cause’ of an event, we really want to go back to prior events that were significant. The rationale behind this is that, in a stable system (one that we expect to be predictable), when all is as expected, unexpected events are most likely to be caused by previous significant changes and anomalies. Clearly, for every event there is a prior one, until we reach the very beginning of time (the system ‘Big Bang’). However, we also have episodic boundary conditions that act as ‘Little Bangs’ for more constrained universes. Boundary conditions are semantically special events that we attach special significance to—they are the origins of causation. We aren’t interested in every intermediate change, only in prior events that make a splash.

We want to create a causal chain, a journal, something like a linked list. Instead of selecting data by voting, we can select values based on their perceived importance to outcomes of interest. This shifts the focus of policy from the intermediate aggregator of data to the observer: the observer is now expected to have a specific question it wants answered, rather than voyeuristically consuming data for entertainment.

E. From metric to semantic significance

The use of ‘signposts’ for labelling paths, as semantic coordinates [39], traces back before maps and calendars were invented by human civilizations. Instead of imagining idealized coordinate grid systems, perhaps unmeasurable, signposts relate events to less regular but highly recognizable things that we can observe (the big tree at the river, Mount Fuji, the Matterhorn, the year of the flood, the eclipse of the moon, etc). This provides anchors for accessing memory and plausible anomalies that might have exerted causal influence. We use these events as boundary conditions on episodic sub-processes.

Descriptive naming (semantic coordinate assignment) is thus more useful than ordinal naming (numerical coordinates). The checkpoints and paths that participate in processes may not be invariants, and the numerical value of coordinates is irrelevant⁸. We

⁸One works hard to make this point in the physics of relativity where coordinate systems get in our way of understanding space-time processes

may need to identify a repeated pattern to some degree of approximation in order to exemplify a general concept from which lasting knowledge can be derived. Anomalies that do not recur become effective invariants, in memory, because they are rare and worth remembering. Featureless invariants (like empty space) are indeed the most invariant of all, but have such high entropy as to contain no information of significance.

The *significance* or meaning of a signal is the heuristic inverse of the (incompressible) information within it. The more information we need to characterize a room, the less stands out about it. If there is one part that dominates, the rest is negligible—hence the principle of signalling significance.

Lemma 7 (Significance vs information):

Maximum entropy distributions contain no significant events: they are causally random, and all events are observationally equivalent. Minimum entropy distributions have the maximum significance, as they imply strong correlation.

Entropy plays a subtle role in statistical distributions, and therefore in ability to infer meaning from data.

F. Reversibility versus traceability

We want to be able to trace our knowledge of a system back to know the cause of an effect. The intended outcome is programmed into it, but there are also unintended outcomes caused by environment leaking into causal pathways. Because of the culture of ‘rollback’ thinking in IT, which originates from database transaction semantics, IT often muddles the concept of traceability with reversibility⁹.

We must distinguish between the ability for an observer to trace backwards from a sequence of observations to reconstruct the cause of a significant event, and the ability to roll the state of a system back to what it once was. For example, it’s possible for an observer to trace the source(s) of a river, but it is not possible to reverse the river and roll it back to an earlier state.

In the former case, the enabling condition is for no origin information to get lost in the chain of unfolding events (see figure 5). In the latter case, the necessary condition for being able to undo a causal sequence is that agents of the system itself have to promise the inverse of every promise in the forward direction conditionally on an undo condition—this is an additional set of promises pointing backwards along the path, which is much more than an observer being able to trace knowledge of promises backwards. The necessary condition is insufficient even to promise the result: agent processes must also be isolated from external interference, else the precise inverse operations may be deflected off course by noise [24].

⁹Reversibility is something of a misunderstood concept in dynamics, especially as applied to IT system behaviours. The apparent reversibility of the machinery is sometimes used as an argument against causality, but the argument is built on a misunderstanding that ignores the boundary conditions.

G. Partial order of agents and events

As a process propagates by passing messages, the messages separate earlier times from later times on the process's own clock or counter. Suppose this is reflected in a sequence of messages, or lines in a log. In a chain of lines L_γ belonging to a single source S_i , we can define a countable metric distance between lines by the total ordering of the sequence, also in the language of promises:

$$L_1 \xrightarrow{+\text{precedes}} L_2 \xrightarrow{+\text{precedes}} \dots L_n \xrightarrow{+\text{precedes}} L_{n+1}. \quad (43)$$

The observational binding is equivalent a more classical ordering relation $<$:

$$L_1 < L_2 < \dots L_n < L_{n+1}. \quad (44)$$

where

$$S < R \quad \leftrightarrow \quad \begin{cases} S \xrightarrow{+\text{precedes}} R \\ R \xrightarrow{-\text{precedes}} S \end{cases} \quad (45)$$

We need to be cautious about the interpretation of these promises. Each agent is making a separate promise, but (by the law of agent autonomy) these agents cannot make the assessment or promise it to an observer who happens to be watching all of them. Each agent can make its own promise available to the observer, but it's up to the observer to order them in the final instance. This ordering may be come mixed with other orderings as data are aggregated. The promises indicate that the relationships are con-

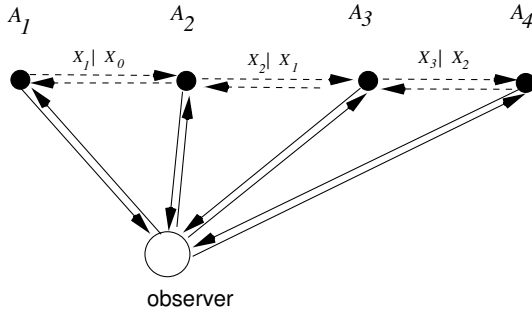


Fig. 5: Causally ordered change in a process, and information observed about the process are two distinct things. As long as the observation of the process retains the order of the process, inferences about causality can be made, regardless of whether the system itself could be reversed. You can trace the source of the Nile, but you can't make the river flow backwards.

sidered persistent or even invariant by the promisers—not merely local assessments made on the basis of spurious data. However, if at any time the events being ordered become indistinguishable, they can no longer be ordered. This can happen when data are aggregated without complete labelling.

Ordering reduces to the existence of (local) conditional promises, whose scope may extend to other observers in a scope σ [18]. The n -th agent in a

sequence; by the axioms of Promise Theory, we must have a chain of the form (figure 5):

$$A_n \xrightarrow{+X_n | X_{n-1}} A_{n+1} \quad (46)$$

$$A_n \xrightarrow{-X_{n-1}} A_{n+1} \quad (47)$$

$$A_{n+1} \xrightarrow{-X_n} A_n \quad (48)$$

$$(49)$$

And, in general, we may consider a general scope for the above promises:

$$A_n \xrightarrow[+\sigma]{+X_n | X_{n-1}} A_{n+1} \quad (50)$$

Given such a set of promises, we can define a measure of observable distance between agents A_n and A_m by assessment. Again, we note that interior relativity makes distance an assessment by one agent about the relationship between itself and one or two others.

H. Translation operator and Noether's theorem

If the agents were sufficiently homogeneous, we could consider an operator interpretation for Δ , as the generator of a translation on a set of states realized by the positions (like ladder operations):

$$\Delta |A_i\rangle \rightarrow |A_{i+1}\rangle. \quad (51)$$

In fact, for every kind of promise there would be a separate propagator, like a complete basis:

$$\Delta = \sum_{\tau} c_{\tau} \Delta_{\tau}. \quad (52)$$

The problem with this kind of interpretation is that it suggests the existence of a god's eye view once again. It takes the existence of a privileged observer to be able to order and rank the states in this way.

In classical physics, the continuity of the energy function with respect to spacetime is what generates conserved quantities like energy and momentum, thus allowing these quantities to be used consistently as counters for behavioural descriptions. We can see, from the Promise Theory, that this conclusion also follows from a privileged god's eye view of spacetime locations.

This tells us that it is the *assumption of continuity* by the observer that rationalizes the use of counting metrics, including jumps and changes in metric behaviour. If source observability does not reveal discontinuities in the assumptions amongst independent sources, the observer will not be able to discern that information merely by monitoring.

If we assume the conservation of b as an axiom, the ordering of b -influence must follow paths automatically, even when the agents make unsynchronized (asynchronous) promises, like a first order Markov process. In order to *explain* conservation and causal order over non-local regions, we need to extend the promises to be conditional on non-local neighbouring patches. Ordering information itself needs to propagate.

I. Causality

The principle of causality can be stated simply by saying that earlier events are followed by later events, at a given point of action, as a result of the transmission of some information that we may call an influence.

Definition 11 (Causality): A causal graph is a complete graph of conditional promises. We say that S causes influences X at R with cause c iff:

$$S \xrightarrow{+X_S | c} R \quad (53)$$

$$R \xrightarrow{-X_R} S, \quad (54)$$

and $X_S \subset X_R$.

If every transfer of influence in a system obeys this property, then we can define the system to be reversible:

J. Traceability (inference)

Lemma 8 (Traceability): If an observer has complete information about promise causality, a process graph may be called reversible, i.e. for every pair

$$S \xrightarrow{+X_S | c} R \quad (55)$$

$$R \xrightarrow{-X_R} S, \quad (56)$$

provided $X_S \subseteq X_R$. We can infer origin by using complementarity to interpret a reversal of causal tracing: $\bar{X}_R = c$ and $\bar{c} = X_S$, such that

$$R \xrightarrow{+\bar{X}_S | \bar{c}} S \quad (57)$$

$$S \xrightarrow{-\bar{X}_R} R. \quad (58)$$

If a set of agents A_n precedes another set A_{n+1} by a promise

$$A_n \xrightarrow{+X_n | X_{n-1}} A_{n+1} \quad (59)$$

$$A_{n+1} \xrightarrow{-X_n} A_n. \quad (60)$$

Traceability requires that O be in the scope of this chain, and that it assumes reversible semantics for X , as ‘is followed by’ (which is automatically interpretable as ‘follows’).

K. Reversibility (causation)

This may not point out a unique ‘root’ cause, but it will point out the causal sets that act as source (spacelike hypersurfaces) of the process.

Lemma 9 (Reversibility): requires, much stronger:

$$A_n \xrightarrow{+Inv(X_n) | Inv(X_{n-1})} A_{n-1} \quad (61)$$

$$A_{n-1} \xrightarrow{-Inv(X_n)} A_n. \quad (62)$$

This holds for any agent (or superagent) A_n .

The condition for forensic back-tracing of a system state (detection of cause) is that

- A complete chain of prior origin data be available across the graph.
- There should be no acausal loops in the process, else there may be branch alternatives (eigenstates) or divergent unstable behaviour.

Example 6 (Service lookup thunder and lightning): Consider the order of a process (figure 6) described in the following promises:

$$A \xrightarrow{-dns} S \quad (63)$$

$$S \xrightarrow{+dns} A \quad (64)$$

$$A \xrightarrow{+relay(dns) | dns} R \quad (65)$$

$$R \xrightarrow{-relay(dns)} A \quad (66)$$

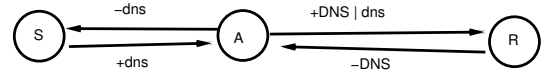


Fig. 6: Causal order may be different from clock time. It is generated by prerequisite dependencies: either by underlying topology or by constraint. Agents can only trust directly agents that they are in scope of (in practice, their direct neighbours), as they have no calibrated information about the promises of agents.

Agent A promises to listen for a DNS lookup (a query, i.e. an invitation to reply). As long as this promise exists, it can be considered to be polling S for a response. S promises to provide DNS data, but it hasn’t specified what or when. If there is a fortuitous match between the two, data will be passed from S to A . A , in turn, promises R to pass on the data it receives from A . It does a better job of promising conditionally, so it will only pass on fresh data from S when a reply is received, because the promise in (65) is conditional. R , in turn, promises to accept data, which can only happen after they arrive. The effect in each interaction is to order data, but we don’t know, from these promises, how many times data get passed between A and S , nor do we know how much latency is experienced by any of the agents.

The conditional promises (dependency) represent causal ordering. We can’t say anything about the relative order of promise keeping unless it is constrained in some fashion. Often we rely on incidental or ad hoc serialization at a single observation point (a queue) to define the ticks of our process clock. The problem is that this serialization does not represent an invariant of the process, so it’s unreliable.

L. Metric distances

Order is important, when it can be distinguished because it allows us to measure intervals. We sometimes use intervals as significant measurements, though Einstein pointed out that intervals are not invariants, they are only ‘covariant’, changing with the system of measures we establish.

Principle 3 (Distance semantics): Distance is an assessment made by an observer with two complementary interpretations: distance suggests what might lie in between the bounds of the interval, or it suggests a measure of how similar two agents are, with respect to location in some criterion ‘space’.

The distance between two events L_γ and $L_{\gamma+\beta}$ is related to the ability of an observer to trace and count the number of similar events in between. The distance between events in a journal may contain implicit information about what happens in between, but it is not a substitute for the information itself. Metric distance is therefore a counter that pays just enough attention to agent properties to discriminate between them on the basis of label, and be able to count, but not necessarily enough to classify agents meaningfully. If events follow on as nearest neighbours this tells us something; if the same pattern is suddenly interleaved by more lines this could be an indication of an anomaly.

A histogram is a classification of multiple events that get counted and form a distribution. The order of the classes may (or may not) express a metric policy about how near or far events are when they fall into one of the classes. There is no a priori order to these classes, but there might be a distance. It’s therefore an assessment policy of an observer to ensure proper classification according to a model presumed by the observer.

The proliferation of logs in IT systems means that they get receive disproportionate focus, in the hope of extracting far more than they are usually capable of representing. The variety and standard of logging is very poor indeed, in my view. What happens to order and distance relationships in logs after aggregation? There are many tools that imply log aggregation is a good way to bring together all logs into one location, but there is little discussion around the significance or usefulness of the result [40]–[42].

Aggregation of agents L_γ into superagents $\{L_\gamma\}$ may preserve or discard the order and interval distances between lines. Sometimes, data are not intentionally numbered by the sender and order is assumed by the order to transmission (e.g. in UDP transmissions). In that case, message packets may become reordered by network redirection, or loss. Some messages could be also be lost. Let’s refer to the cases by the common terminology

- Reliable: promises all packets delivered in order.
- Unreliable: ad hoc, no promises about order or loss.

In either case the latency between transmission and final arrival is uncertain. Consensus of data is easy, because the data are point to point and there is only a single source and a single receiver for each message.

One way of trying to work around the law of intermediate agents is to build up the notion of *entanglement* between processes [33]. This takes several cycles of mutual interaction between a pair of

agents, on some scale, as well as a small cache of local memory. Entanglement can transform partially reliable transmission of influence into fully reliable transmission at the expense of some added sub-cycles in the interaction.

The aggregation of messages without reference to the agent and the interior timeline that generated them implies that causal origins can never be traced backwards. Timestamps have no value, because they are unrelated to the process causation. We can thus show that a log may preserve the reverse tracing of causal history, but does not imply reversibility of state. We can trace a story back to where events played significant roles in the timelines of processes, but we can’t necessarily reconstruct the states of those processes.

VIII. AGGREGATION OF SOURCE DATA

It’s time to look more carefully about what aggregation of data means. In the context of causality [40], it matters both where and when signals come together, and to what degree information is lost by mixing. Distinguishability plays, again, a central role here. For example, the commonly used metrics of load average, CPU percentage, memory usage etc. The behaviour of a process depends on the behaviour of the platform, which in turn depends on the behaviours of the guest processes [38]. These are measures of different scales, since a platform is an aggregation of processes, and so on.

When unexpected behaviour (signpost behaviour) is observed in an aggregate variable, the culprit may not even be in the same process. The relevant question may seem to be: can we obtain information about which process may have been responsible? But that is not the right question, because it could be the accumulation of many processes leading to an exhaustion of resources which actually impacts the process we are monitoring—by undermining its critical dependencies. When this is the case, we might be more interested in why scheduling policies resulted in such a confluence of demand. Obviously, there are many layers of decision behind such stress concentrations.

The causal connection between these cannot be inferred with any certainty from quantitative measurement however. One would rather expect to see a process log fail to allocate memory from within the privileged context of the process itself. Today, we wrap processes in containers that are quite opaque. In fact, processes are equally opaque when viewed through kernel metrics, because there is unfortunately little or no causal connection between the changes and any particular process of interest.

A. Sampling resolution (timescales again)

We need to know when data belong together and when they should be considered separate. For any collector, this is a policy decision, but it can be informed by the physics of the system. There is information in the order, content, and volume of data. If that information is squandered, it may be unrecoverable.

B. Erosion of metric significance

Experiments show that there is little correlation between commonly collected quantitative metrics and actual process semantics [43]. This is a historical artifact that comes from the fact that observables were designed for timesharing, not for process monitoring. Measuring kernel metrics is something analogous to watching the weather to plan for a crop. In some cases, a change in a distant place may trigger outcomes that result from arbitrary choices in code elsewhere. For example, if one sets an arbitrary threshold for a value, in a conditional statement, the unusual process weather originated elsewhere may push the conditional over the limit unexpectedly and lead to a discontinuous branch of behaviour. This is why understanding relativity is so important in reasoning, and why cloud computing is especially susceptible to relativistic effects.

Entropy of mixing does not usually increase relentlessly in IT systems, because new information is being added in the form of semantic labels (boundary conditions) all the time, e.g. when a particular set of images is identified as belonging to the same person, we name the set as the person; or when a sequence of command instructions leads to the same failure mode, we name the histories with the name of the failure mode. This new information adds context.

As data scale, some information is lost, and new information is added. Aggregating data and integrating over time, throwing away time information, but building maps of invariant relationships. The map of what remains distinguishable grows as more data are added, because the number of possible storylines grows as new invariants are added.

Lemma 10 (New data at all scales): Origin data are lost by coarse graining, but combinatoric selections of aggregates leads to a new degree of freedom: distinguishable routes or paths through the composite variables.

Each story has its own semantics: the loss of event indexing leads to the addition of fewer semantically stable storylines. Distances that require distinct labelling become meaningless, but new emergent distinctions lead to new possibilities for classification. If sufficient information is retained to point backwards along to causal signposts, specific paths can be traced without muddying the global picture.

C. Learning and coarse graining defined

We can track the different scales of a system by seeking to separate invariants from microscopic local changes, using the principle of separation of timescales. Learning over sequences (in a timelike direction) effectively form Bayesian processes that can act as aggregate state discriminators [44], [45].

Example 7 (Learning): The collection of data to train a statistical algorithm may take weeks or months, and involve large amounts of data that are compressed into a composite form, irreversibly. The composite aggregate is used as part of an algorithm that recognizes

images on a timescale of seconds. These processes can be naturally decoupled.

The degree of separation of timescales corresponds to what we call supervised learning (highly separated timescales for learning and using) and unsupervised learning (where timescales for learning and using are approximately the same).

Even a single unique episode may eventually become viewed as an invariant if it is not repeated and hence is never challenged, but its significance may be limited. We can only know this by learning over time. The significance of concepts grows by the frequency by which they become repeated. Thus learning and garbage collection of insignificant concepts is needed to prevent all the information from becoming noise.

For full episodic reconstruction, the invariant connections that generate process stories need to integrate with one another, like a linked list, using the a map of invariant concepts as glue. The invariants represent the aspects of processes that are not specific to a single source. See the earlier work on characterizing spacetime semantics [20]–[23], based on earlier experiments [46].

All causality is a representation of Shannon’s basic model of an information channel. The distinguishability of information is the key to following and tracing processes, but where does the significance of information lie? The significance of information (associated with labels to it) is necessarily diluted by scale, or the entropy of signal aggregation.

D. The Mashed Potato Theorem

Mixing of signals leads to loss of traceability. Suppose you are at a restaurant and you receive some mashed vegetables. You first assume that it’s potato, because that is common, but something doesn’t taste quite right. There are some other vegetables mixed in. Closer inspection reveals some orangy colour (perhaps carrots, or sweet potato, etc). How could you know what was in the potato without accurate knowledge from the source?

The loss of distinguishability (entropy of mixing) tells us that we can’t easily discern the content of mashed potato without the recipe because we cannot separate (classify) the parts of the signal.

Theorem 3 (Loss of distinguishability): Let Σ be an alphabet of class categories that are distinguishable by a set of source agents S_i . Data aggregated from S_i without complete causal labelling $\sigma \in \Sigma$, from the source cannot be separated into its original categories C_σ with certainty, i.e. the promise

$$\pi_{\text{categ}} : R \xrightarrow{+C_\sigma | \text{data}_\cap} A? \quad (67)$$

is kept with equal probability for all C_σ .

To see this, we note that the aggregation of data

involves promises:

$$\pi_{\text{data}} : S \xrightarrow{+\text{data}_S} R \quad (68)$$

$$\pi_{\text{listen}} : R \xrightarrow{-\text{data}_R} S \quad (69)$$

$$\text{data}_\cap = \text{data}_S \cap \text{data}_R. \quad (70)$$

and we take data to be a collection of line signals $\text{data} \sim \{L_\gamma\}$. In order for the conditional promise (67) to be causal, the promise of data in (68) have to be a reversible function of the C_σ . But if data are indistinguishable, then the C_σ must also be indistinguishable, thus

$$C_\sigma = C_\tau, \quad \forall \sigma, \tau \quad (71)$$

thus, the probability of discerning a signal C_σ , $p_\sigma \equiv P(C_\sigma) = p_\sigma$, and the entropy

$$S_{\text{ent}} = - \sum_{\sigma} p_\sigma \log p_\sigma \rightarrow \max(S_{\text{ent}}). \quad (72)$$

If one rescales all the $C_\sigma = C_\tau$ into a single category to indicate that all such categories are the same, then the entropy is zero, $S_{\text{ent}} = 0$, indicating that the information per transmission, in the mixture, is actually trivial. Thus, we must keep all labels from different sources and classifiers in order to retain useful information. This does not depend on the amount of data (or mashed potato). Moreover, if data are passed on, the dependence of a reconstruction by (machine) learning is unstable to the datasets¹⁰. The definition of entropy in computer processes has been examined recently to address its semantics [48].

E. Separation of concerns

The practical question remains: how should one separate variant and invariant data when designing systems? This depends partly on the structure of intent and observations. Programmers are trained to recognize what values are variable and abstract them into parameters to invariant functions.

If we think about how we formulate stories, as humans, we embed variable fragments of causal history (episodes) into larger assemblies of more invariant concepts, which provide context for reasoning. This is how experiences are organized around conceptual models. I'll come back to this in section X on model extraction.

Example 8 (Logging text compression): As a simple example, consider the generation of a log message from a typical format string in code:

- A separate format string is an invariant class of messages. It can be replaced by a single numerical value and looked up in a hash table to compress data.
- Standard data format can record format string and variables in an indexed structure with named members.
- Message significance level or priority (policy) - imposed + or -?

- Variable Substitutions in the format string are variants with respect to the message. Some of these may be invariants too (the name of a host or function), while other data have no long term significance (the time or date).

If we compare these points to a Unix syslog message, the glog library, and many more examples, it's clear that syslog satisfies none of these promises. Lines of text are basically random.

F. Retaining semantic context for events

Concepts are the result of dimensional reduction over contextual learning sets C_i from a number of sources S_i [22]. In invariant cases, the context can be learnt by accumulation of evidence over time, because it doesn't change. In general, significance may be assessed based on a number of contextual sets C_i , so when an alert message M is reported to an agent R , this is in fact a conditional promise that depends on the context:

$$S \xrightarrow{+M|C_1, \dots, C_\sigma \forall i} R \quad (73)$$

This means, by the conditional promise law, that the promises supplying this context to S :

$$A_i \xrightarrow{+C_i} S \quad (74)$$

$$S \xrightarrow{-C_i} A_i, \quad (75)$$

$$S \xrightarrow{-C_i} R, \quad (76)$$

are not available to R . The context is lost. This means R has to trust the alert and its significance as a random variable. This is no problem if the goal is to bring an unrecognized condition to the attention of an operator. However, if the goal is to perform contextualized reasoning on an aggregate scale, the graph of invariant context also needs to be promised:

$$A_i \xrightarrow{+C_i} R \quad (77)$$

$$R \xrightarrow{-C_i} A_i, \quad (78)$$

and the conditional dependencies also need to be captured:

$$R \xrightarrow{-(M|C_i, \forall i)} S \quad (79)$$

If we didn't apply this idempotently only to sparsely occurring invariant concepts, the cost of the aggregation would rise sharply. An expedient separation of scales allows the context to be contained at the sources as 'smart sensors' [22], [23].

Context can be framed and localized using namespaces. Namespaces also provide unifying labels that can usually be treated as invariants in information systems. Aggregation of messages, without cataloging, indexing, or other labelling leads to ensemble entropy: the irreversible loss of structural information and contextual semantics.

Transporting too much context is a questionable idea. If the environment in which context originates is lost, then the meaning of the context is also lost, and the ability to reconstruct scenarios based on it

¹⁰I won't consider this here, but see the signals lemma in [47].

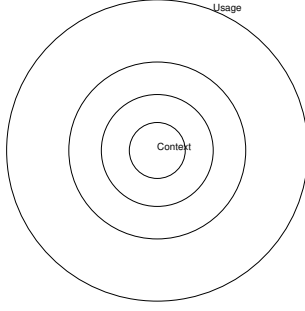


Fig. 7: As data get propagated farther from their initial context, their original meaning is degraded, unless all context is transported with them. Each of the rings may represent an intermediate agent that may or may only promise to forward data selectively or after distortion.

becomes of largely forensic interest. System designers need to find expedient ways to compress context and filter it: what can remain local at the source, and what can be aggregated and assigned wider meaning? Thus it remains a policy decision to balance the cost of preservation against the actionable usefulness of doing so.

IX. HISTORIES: LOGS AND JOURNALS

Now aware of the issues around sequentialism and observability in distributed systems, we can tackle the first two story types in section III-B. Logging of process conditions may well be the most popular and common approach to tracing in computer programs. Isolated single-agent logs are simple serial queues, or time-series databases, of varying degrees of sophistication, for keeping informative messages about what transpires in a process. This is no longer true for log aggregation unless complete causal linkage is preserved.

A. Causal linkage

In most shared logging services, messages are imposed by multiple process agents S_i onto a queue and are strongly ordered by a single receiver R .

$$S_i \xrightarrow{+L} R. \quad (80)$$

R accepts requests indiscriminately

$$R \xrightarrow{-L} S_i. \quad (81)$$

Individual processes can voluntarily write their own logs but this is not a common practice because the end goal of logging, in modern practice, is to aggregate all messages as ‘big data’ to be trawled.

Modern logging services, like Prometheus etc, provide more nuanced semantics with structured data formats that can incorporate key-values; but these trust data to be useful. They are abused greatly by programmers, who tend to dump any and all data into a stream without regard for meaning or consequence, in the hope of sorting it all out later. Logs need to promise invariant causation:

- Same text (signal) as the same interpretation.
- Information is encapsulated as transactions to show partial order.
- Every significant transaction needs to point to its previous significant event.

These principles have been embodied in a proof of concept implementation [49].

B. Dropping hints

To record useful events, from within the meaningful context of a process, processes need an API that constrains authors to produce information that can be consumed later. For example, in the Koalja history package, based on the principles in this paper, significant events can be marked with signposts [49].

```
H.SignPost(&ctx, "Milestone 1...")
H.SignPost(&ctx, "Milestone 2...")
...
H.SignPost(&ctx, "Commence testing")
```

And these signposts can be detailed, using the four spacetime semantic relations from [22], [23]:

```
H.SignPost(&ctx, "code signpost X").
  Intent("open file X").
  ReliesOn(H.NR("/etc/passwd", "file")).
  FailedBecause("xxx").
  PartOf(H.NR("main", "coroutine"))
```

We shall explain this point further in a sequel [47].

X. MODEL EXTRACTION

If we pursue a concrete strategy of separating timescales and extracting invariants from the chaff of noisy variation, we can expect to infer causal and conceptual relationships over long aggregate times by learning. Learning is a process that happens across several timescales, as noted in [22]. In modern Machine Learning parlance, we would say that acquiring and stabilizing training data is a long term process, while recognition and classification is a short term process. Monitoring tries to achieve both processes as an unsupervised in band single-scale process, so it has to deal with the instabilities in band too.

The spacetime model in [22], [23] allows us to define a partial ordering of semantics, represented as agents in a virtual knowledge space. The future and past cones are generated by the first two spacetime semantic relations: for generalization or scope and causal order. Ordered relationships are the most important ones because they tell the stories we seek. Data may arrive in incidental order, for a variety of reason that involve causal mixing. We need to extract the intended order of system cooperation from the incidental or unintended order of side channels that muddle behaviour.

New process timeline for (myApp_name21.2.3) originally started as pid 17778

Unix clock context		root --> NOW,delta	Comment indented by subtype
2019-06-03 13:40:04 +0200 CEST		0 --> 1,1	MainLoop start
2019-06-03 13:40:04 +0200 CEST		--> 1,2	[function: main]
2019-06-03 13:40:04 +0200 CEST		1 --> 2,1	Beginning of test code
2019-06-03 13:40:04 +0200 CEST		--> 2,2	[remarked: : Start process]
2019-06-03 13:40:04 +0200 CEST		--> 2,3	[go package: cellibrium]
2019-06-03 13:40:04 +0200 CEST		--> 2,4	[btw: example code]
2019-06-03 13:40:04 +0200 CEST		--> 2,5	[remarked: : look up a name]
2019-06-03 13:40:04 +0200 CEST		2 --> 3,1	code signpost X
2019-06-03 13:40:04 +0200 CEST		--> 3,2	[intent: : open file X]
2019-06-03 13:40:04 +0200 CEST		--> 3,3	[file: /etc/passwd]
2019-06-03 13:40:04 +0200 CEST		--> 3,4	[dns lookup: 123.456.789.123]
2019-06-03 13:40:04 +0200 CEST		--> 3,5	[btw: xxx]
2019-06-03 13:40:04 +0200 CEST		--> 3,6	[coroutine: main]
2019-06-03 13:40:04 +0200 CEST		3 --> 4,1	Run ps command
2019-06-03 13:40:04 +0200 CEST		3 go> 5,1	TEST1-----
2019-06-03 13:40:04 +0200 CEST		--> 4,2	[btw: /bin/ps -eo user,pcpu,pmem,vsz,stime,etime,time,args]
2019-06-03 13:40:04 +0200 CEST		--> 5,2	[btw: Testing suite 1]
2019-06-03 13:40:04 +0200 CEST		--> 5,3	[intent: : read whole file of data]
2019-06-03 13:40:04 +0200 CEST		--> 5,4	[file: file://URI]
2019-06-03 13:40:04 +0200 CEST		--> 5,3	[remarked: : file read failed]
2019-06-03 13:40:04 +0200 CEST		--> 5,4	[system error message: open file://URI: no such file or directory]
2019-06-03 13:40:04 +0200 CEST		--> 4,3	[remarked: : Finished ps command]
2019-06-03 13:40:04 +0200 CEST		3 go> 6,1	Commence testing
2019-06-03 13:40:04 +0200 CEST		--> 6,2	[remarked: : Possibly anomalous CPU spike for this virtual CPU]
2019-06-03 13:40:04 +0200 CEST		--> 6,3	[anomalous CPU spike: CPU 22117.000000 > average 22115.000000]
2019-06-03 13:40:04 +0200 CEST		6 --> 7,1	A sideline to test some raw concept mapping
2019-06-03 13:40:04 +0200 CEST		--> 7,2	[btw: Commence testing]
2019-06-03 13:40:04 +0200 CEST		7 --> 8,1	End of sideline concept test
2019-06-03 13:40:04 +0200 CEST		--> 8,2	[btw: Commence testing]
2019-06-03 13:40:04 +0200 CEST		6 go> 9,1	Starting Kubernetes deployment
2019-06-03 13:40:04 +0200 CEST		--> 9,2	[btw: Commence testing]
2019-06-03 13:40:07 +0200 CEST		--> 9,3	[remarked: : Starting kubernetes pod]
2019-06-03 13:40:10 +0200 CEST		--> 9,3	[remarked: : File drop in pipeline]
2019-06-03 13:40:13 +0200 CEST		--> 9,3	[remarked: : Querying data model]
2019-06-03 13:40:16 +0200 CEST		--> 9,3	[remarked: : Submit transformation result]
2019-06-03 13:40:19 +0200 CEST		6 go> 10,1	The end!
2019-06-03 13:40:19 +0200 CEST		10 --> 11,1	Show the signposts

Fig. 8: An expanded view of a compressed local checkpoint log for a process. The first column is system clock timestamp which provides approximate time of day context for relating events to human scales. The next fields use interior monotonic counters that increment on SignPost events, even through concurrent coroutines. Each event points back to the preceding event, to give actual causal history. Explanations of the event semantics are shown on the right.

A. Invariant sequences form explanations

In order to generate a map of invariants, we need to not only identify them, but consider what they can promise about one another, so that we may position them in relative terms. In [22], it was shown that we can plausibly define four kinds of semantic relationship based on elementary spacetime considerations. These ought to apply between pairs of agents in any distributed system.

- i) Contains: localization in spacetime (scope of containment or ordering by scale)
- ii) Follows: order, causation (Markov processes or order by influence)
- iii) Expresses: local distinction (scalar attribute at any scale)
- iv) Near to: measure, distance (assessment of distance at any scale)

Notice that order is distinct from distance, i.e. direction and proximity are different concepts. These concepts are not clearly distinguished in a vector space.

Agents may promises exemplifiers, symbolic and metric discriminators, or regional classifiers.

The relationship between a discriminator iii) and a classifier iv) is subtle, and is easy to promise inconsistently. The essence of expressing an attribute is to label the type, which can be combined with something else to form a union of different promises (a kind of semantic chemistry). A promise of containment,

on the other hand, is a promise of belonging to a common class. These two promises therefore represent assembly versus classification of agents.

The extent to which we have the ability to localize a causal influence is the essence of ‘root cause’ analysis: the ability to contain the process within a virtual boundary which itself can make promises on a new level. This is part of the motivation for virtualization and containerization.

B. Promising semantic maps

The four spacetime semantic relationships, described in [22], [23] may be assigned between pairs of concepts, originating by signal (+) or by inference (-), entirely at the behest of an observer, and according to the following ‘selection rules’:

- 1) **Distinguishability:** Descriptive properties that distinguish, describe, and embellish the name of a concept are **EXPRESS** promise types. These are scalar promises used to explain attributes that may form compositions of attributes for aggregate ‘hub concepts’. For example: a banana may express the colour yellow, ripeness, and sweetness. It does not express fruit or Del Monte.
- 2) **Generalization:** membership in classes and informal categories use the **CONTAINS** promise type. These express subordination to one or more umbrella concepts, and superordination to instances and exemplars of the named concept. Generalization is strictly transitive.

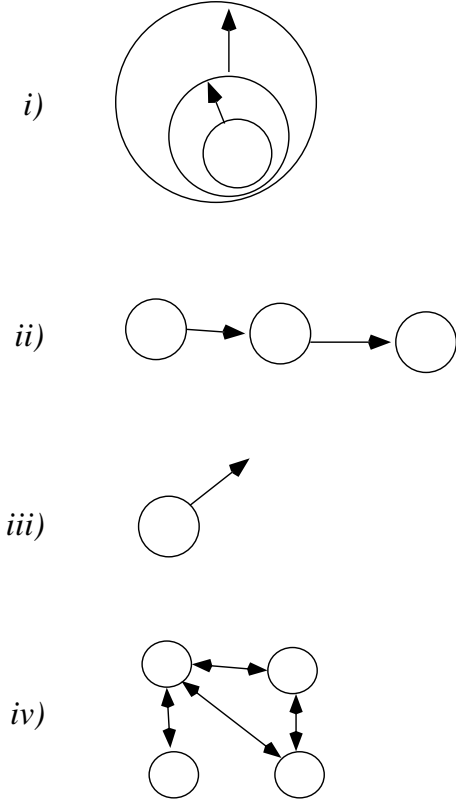


Fig. 9: The four kinds of promise that spacetime can express: i) containment, ii) succession, iii) local attributes, and iv) proximity. Although we can distinguish different sub-types of these four, it's hypothesize that the four are necessary and sufficient for describing observable phenomena.

- Generalization is not as in taxonomy: a concept may have any number of generalizations, i.e. there is no unique typology to concepts. The utility of recognition lies in the overlapping nature of classes [50]. For example, a banana is generalized by fruit and desserts, and has instances such as Del Monte. It does not express these as attributes.
- 3) **Dependency:** promises of dependency—prerequisite or follow-up concepts are **FOLLOWS** type promises. They may link concepts of any type into some meaningful order, by any interpretation of the observer. For example, the beginning precedes the end. “One” precedes “two” which precedes “three”, etc. Dependency is usually transitive, but may contain loops (in feedback cycles).
 - 4) **Similarity:** the degree of similarity between two concepts is an assessment that may be promised by any observer, to represent a degree of similarity or closeness. This is represented by promises of type **NEAR**. This is an ad hoc assessment and should not be taken too seriously.
In the case where several agents form an agreement about the metric distance relation-

ships between concepts, these assessments may form the basis for a shared local coordinate system.

The semantics of these relationships are not automatically orthogonal to one another, so we have to maintain the incompatibility of the types by assignment. The local promises are mutually incompatible, which is to say the no two agents may promise more than one of the three types **CONTAINS**, **FOLLOWS**, **EXPRESSES** (or their inverses¹¹).

- **EXPRESSES** is incompatible with **CONTAINS**.
- **CONTAINS** is incompatible with **FOLLOWS**.
- **FOLLOWS** is incompatible with **EXPRESSES**.

The semantics are easily illustrated with an example. The concepts blue and yellow are expressed by objects that combine them as part of their identity: e.g. a blue and yellow pattern, like the Swedish national flag, and green paint may be composed of blue and yellow paint, but neither the Swedish flag nor green are generalizations of blue and yellow. The concept of colour, on the other hand does not express blue or yellow, but generalizes them as members.

The promise of proximity is slightly different:

- **NEAR** is potentially compatible with any of the above, since it is an informal assessment of non-locality.
The assessment of proximity between agents may seem to imply something about the orthogonal semantics above, but this is ambiguous (see figure 12). For example, because proximity is a type of relationship, not a standardized metric constraint, relations may vary in their interpretation:

$$A \text{ EXPRESSES 'close to B'} \quad (82)$$

$$A \text{ EXPRESSES 'close to C'} \quad (83)$$

$$\text{'close to B' FOLLOWS 'close to C'} \quad (84)$$

Together these might suggest that A, B, C all lie in a certain region and that there must therefore be a category (dotted line in figure 12) that generalizes all of them. That kind of inference is dangerous, because it is based on coarse inference,

These selection rules can be applied in order to join similar objects into hubs. Each observed instance maps to a hub that can be broken down into atomic concepts by expression. Containment promises are generally learned on a much longer timescale (e.g.

¹¹We must be cautious and pay attention to the Promise Theory principle that just because one agent promises to contain another or be followed by another, it does not imply that the agent concerned agrees with this, and may not promise it. For example, firewalls may create a one-way glass effect that prevents the inverse from being implemented)

```

<begin NON-LOCAL CAUSE>
(program start) --b(precedes)--> "MainLoop start"
(MainLoop start) --b(precedes)--> "Beginning of test code"
(Beginning of test code) --b(precedes)--> "code signpost X"
(code signpost X) --b(precedes)--> "Run ps command"
(code signpost X) --b(precedes)--> "TEST1-----"
(code signpost X) --b(precedes)--> "Commence testing"
(Commence testing) --b(precedes)--> "The end!"
(Commence testing) --b(precedes)--> "[remarked: : Possibly anomalous CPU spike for this CPU]"
(Commence testing) --b(precedes)--> "A sideline to test some raw concept mapping"
(Commence testing) --b(precedes)--> "Starting Kubernetes deployment"
(Commence testing) --b(precedes)--> "The end!"
(Commence testing) --b(precedes)--> "[remarked: : Possibly anomalous CPU spike for this CPU]"
(Commence testing) --b(precedes)--> "A sideline to test some raw concept mapping"
(Commence testing) --b(precedes)--> "Starting Kubernetes deployment"
(The end!) --b(precedes)--> "Show the signposts"
(A sideline to test some raw concept mapping) --b(precedes)--> "End of sideline concept test"
(The end!) --b(precedes)--> "Show the signposts"
(A sideline to test some raw concept mapping) --b(precedes)--> "End of sideline concept test"
(code signpost X) --b(may determine)--> "[dns lookup: 123.456.789.123]"
(TEST1-----) --b(may determine)--> "[file: file://URI]"
(TEST1-----) --b(may determine)--> "[file: file://URI]"
<end NON-LOCAL CAUSE>

```

Fig. 10: An excerpt of a map of invariants, generated by a search. Invariants are accumulated from distributed and concurrent processes and their relationships are classified by the four spacetime types. The pathways through these relationships tell different kinds of stories. The excerpt shown involves expansive reasoning: combining generalization and causality.

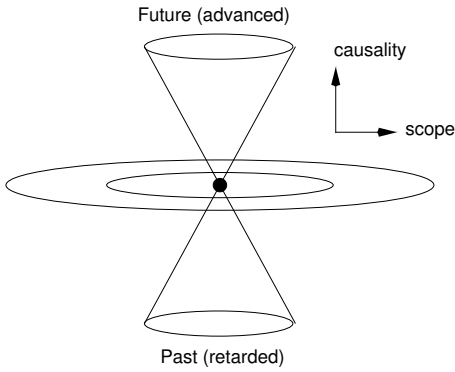


Fig. 11: The propagation cones indicate the past and future as 'timelike' trajectories generated by the causal relationship, and semantic scale or scope of meaning accumulated in 'spacelike' directions around the average time axis in rings of increasing generalization.

added by human expertise), and causal dependency promises are added by processes that generate them or observe them.

C. Storytelling from spacetime semantics

Once constructed, the graph may be parsed to generate stories, or automated reasoning. A reasoning process may be viewed as an expansive search along alternating (+) axes (causal outcomes that are related by generalization or exemplification by specific instance), and tempered by elimination by relevance criteria (-).

- Starting from a topic of interest, we follow promises of type **FOLLOWS** independently in the forward and backward directions, to explore the causal cone (figure 13).

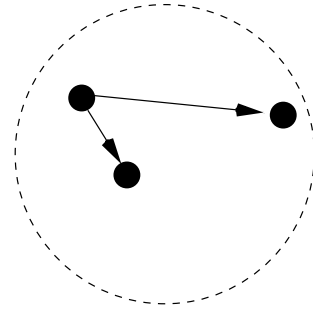


Fig. 12: The assessment of proximity between agents may seem to imply something about the orthogonal semantics above, but this is ambiguous.

- Arriving at each new concept, we follow promises to generalize and specialize the concept to find all links arising from the collective generalized concept, and follow these along different story paths. In other words, we multiply the number of stories by conceptual associations that imply examples of the same idea—expanding the scope of meaning without going off the rails.

Such promised relationships cannot be easily found by in band machine learning techniques: this is an orthogonal and complementary method, but learning may form the basis for collapsing experience into an arrangement of similar concepts on longer timescales (see figure 13).

The algorithmic rules for parsing stories from the concept graph come in several forms. A conceptual reasoning search might be bounded at the start (retarded), at the end (advanced) or at both ends (causal). The first two are a form of brainstorming that ends with a single concept: 'tell me all about X'. The latter

case asks for a specific explanation of ‘Y given X’. There is no unique path for any search, in general. The paths most frequently trodden, i.e. have the most frequently observed transitions, or most frequently searched for concepts, become ‘classical paths’ and may be favoured, someone analogous to a PageRank search [51], [52].

Loops in causal relationships may be significant, so we should detect them. Some loops may be errors of identification, others may be cyclic reasoning (e.g. self-consistent ideas, like eigenvalue problems).

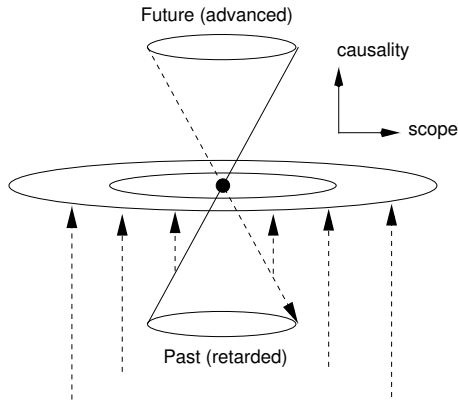


Fig. 13: The scope of knowledge about spacelike information is accumulated as memory from past events propagated into a model of the present.

XI. MODELS, SHARDING, IDEMPOTENCE, AND FORGETTING

From sampling of data at the edge of a network, to actionable insight, there is a chain of reasoning to monitoring that starts with observability and ends with the deletion of irrelevant and antiquated data:

- 1) Data collection,
- 2) Stability or convergence to fixed points,
- 3) Model extraction,
- 4) Classification into buckets,
- 5) Controlled forgetting.

Each of these steps plays an important role. Data collection provides the basic observability to trace systems at different scales and tell stories about them that bring valued insights. The convergence of phenomena to fixed points is an incredibly important principle in dynamics, but one that receives too little attention¹². When systems fly all over the place, they are not telling us anything significant. It’s only when they converge onto repeated patterns or stable attractors that we can build on them as part of a reliable. Models need to expose those differences. Today, there is a fascination with using machine learning to try to expose such fixed points, but the technique is only possible if there is sufficient stability. When monitoring reaches a level of maturity in IT, we will place as much value in attending to semantics as we do in recording noise

¹²This is a principle that I have reiterated many times since CFEngine [53] to stabilize and guide us towards invariant meaning.

today. Data that have the same semantics need not be recorded twice. Once one has identified the invariants of a system, these can be made idempotent. Model identification classifies inputs into discrete alphabets. Repeated symbols can be compressed, and if they are repeated no harm need be done if they have fixed point semantics.

For example, it is not a problem if we accidentally collect the same data twice as long as they map to the same place. Storing the same data twice is idempotent unless we are counting frequencies. Frequency counting can be made idempotent by labelling intervals. The general principle is that we should engineer data sources to permit convergence. Promise Theory reveals the mutual responsibility for information transfer between sender and receiver.

Principle 4 (Convergent data): The safest way to avoid data inconsistency is to design messages in such a way that repeated messages always map to the same location and update them without breaking a promise.

Fixed points lead to stable models, which lead to efficient indexing of knowledge. This helps in scaling storage (e.g. in sharding), and it helps in fault tolerance. When data are recorded around proper index points, it doesn’t matter if data get delivered multiple times (idempotence) or even out of order: everything will find its proper place in the end. Model extraction tells us how to compress the data into an alphabet or catalogue of meaningful and significant ideas, and therefore separate into buckets or shards.

Finally, perhaps the most important issue of all is how to forget what is no longer of value. Keeping data and even models around forever is a senseless squandering of resources and an irresponsible and unsustainable use of technology. One wonders how many of the photos now being eagerly accumulated in the cloud will be preserved in ten years’ time. The same is true of monitoring data that were collected last week. If we don’t understand the timescales, context, and relevance of data, then we have no business collecting it, because it cannot tell us anything of value. A policy for forgetting can usually be built into a definition of context from the start, e.g. through finite windows and sliding sets, running averages, and so on [54].

Example 9 (Model based collection): In CFEngine, weekly data were mapped idempotently to a finite number of buckets marked by 5 minute intervals throughout a week, based on a prior measurement survey using autocorrelations. After a weekly period, the buckets would wrap around, like a clockface and data would update the corresponding image in the map. This approach was able to promise a limited stability of expectations, as well as automated forgetting (constant weight gradient of temporal history), and thus effective garbage collection

What’s remarkable is how few of these issues actually get any attention in the literature. One hears arguments like ‘its cheap to keep all data forever’—which smacks of the sudden realization of global

warming or the plastic crisis. Every time we advocate increasing something, we need to think about the balancing garbage collection process.

XII. SUMMARY AND CONCLUSIONS

The collection of accurate data is not in question. Today, there is increasing interest capturing ‘digital twin’ representations of agents in the real world, with every detail available for possible inspection. No one could resist the idea of such knowledge, unless it invades their privacy. The question in technology monitoring is rather whether every detail should be centralized and whether data can be compressed without loss.

In this summary of what can be observed about distributed systems, we see that tracing events back to ‘root cause’ is an ill-defined problem, but tracing back a significant likely cause is indeed possible with careful labelling (especially of time). This kind of labelling is not commonly provided in current tooling. Assuming access to data, we might hypothesize that a complete monitoring system would promise to:

- Separate timescales.
- Identify the alphabet of system invariants
- Capture local histories of instances, in the context in which they happen.
- Identify significant events at different scales and measure their invariance.
- Tools for reconstructing and backtracing of histories from local data.
- Tools for generating semantic past-future cones for causal reasoning.

Today, many IT monitoring systems transmit raw data in large quantities to a central point for analysis, without attempting to alphabetize the data before transmission. In effect, by ignoring the existence of a model (summarized by an alphabet of non-overlapping signals) one is repeatedly sending the same model over the network again and again, wastefully, and to no gain. If we can classify observations at their source, and condense them into an alphabet of signals, a vast data compression can be accomplished for both faster recognition and potentially greater semantic content. That will be the subject for a sequel [47].

It should be clear that nothing about the ability to trace systems enables full reversibility of state, which should be considered difficult to impossible, depending on scale [24]—so ultimately monitoring may be of little value. More value could be captured by building intrinsic stability into systems in the first place.

The elephant in the monitoring system is an essential attitude in the industry concerning the purpose of monitoring. Systems are only sustainable, knowable, and predictable when they seek stability—not when they labour under the burden of intrusive inspection. For a lot of practitioners there is a conflict of interest

here. If we seek to measure all that is random or unstable, by oversampling and consuming resources wastefully, it will be neither stable nor sustainable. Consensus protocols, for instance, promise semantic stability, and are popular (if somewhat over-used) in software engineering¹³. They draw attention to a preoccupation with semantics in software engineering, i.e. a desire for stable qualitative outcomes, at the expense of quantitative delay. Software engineers seem not to trust concepts like intrinsic dynamical stability i.e. systems that promise to converge to predictable quantitative outcomes. Monitoring tends to treat all software as adversarial, and we put more faith in ill-designed monitoring than in an initial software design. This is a paradox that will inevitably lead to big surprises and catastrophic events.

By focusing on essentials, there are many issues I’ve not had time to mention in this paper. I hope to return to some of these in future work.

Acknowledgements: I am especially grateful to William Louth for discussions. I’d also like to thank Nicolas Charles, Simon Lucy, Colm MacCárthaigh, and Adrian Cockcroft for helpful comments and references.

REFERENCES

- [1] P. Hoogenboom and J. Lepreau. Computer system performance problem detection using time series models. *Proceedings of the USENIX Technical Conference, (USENIX Association: Berkeley, CA)*, page 15, 1993.
- [2] C Hogan. Metrics for management. *Proceedings of the Ninth Systems Administration Conference (LISA IX) (USENIX Association: Berkeley, CA)*, page 125, 1995.
- [3] J.L. Hellerstein. An approach to selecting metrics for detecting performance problems in information systems. *Performance Evaluation Review*, 24:266, 1996.
- [4] A. Gonzalez Prieto and R. Stadler. Adaptive distributed monitoring with accuracy objectives. *ACM SIGCOMM workshop on Internet Network Management (INM 06)*, Pisa, Italy, 2006.
- [5] R. Sekar, T. Bowen, and M. Segal. On preventing intrusions by process behaviour monitoring. *Proceedings of the workshop on intrusion detection and network monitoring*, USENIX, 1999.
- [6] D. Dasgupta and S. Forest. An anomaly detection algorithm inspired by the immune system. *Artificial immune systems and their applications*, page 262, 1998.
- [7] The open tracing initiative. opentracing.io, 2017.
- [8] W. Louth. Observability\traces and trees. Medium article (@autoletics), 2019.
- [9] W. Louth. Observability\traces and tags. Medium article (@autoletics), 2019.
- [10] M.I. Seltzer and C. Small. Self-monitoring and self-adapting operating systems. *Proceedings of the Sixth workshop on Hot Topics in Operating Systems, Cape Cod, Massachusetts, USA. IEEE Computer Society Press*, 1997.
- [11] J. Cradley Chen, Y. Endo, D. Mazieres, A. Dias, M. Seltzer, and M.D. Smith. The measured performance of personal computer operating systems. *ACM transactions on computing systems and Proceedings of the 15th ACM symposium on Operating System Principles*, 1995.

¹³The question of whether to invest in promising an expensive and late consensus over a coarse grain of space, or whether to expose its divergences as a feature remains a policy choice—one that currently aligns with opposite poles of Dev and Ops.

- [12] P. A. Porras and P. G. Neumann. EMERALD: Event monitoring enabling responses to anomalous live disturbances. In *Proc. 20th NIST-NCSC National Information Systems Security Conference*, pages 353–365, 1997.
- [13] H. Abdu, H. Lutfiya, and M. Bauer. A model for adaptive monitoring configurations. *Proceedings of the VI IFIP/IEEE IM conference on network management*, page 371, 1999.
- [14] A. Balliu, D. Olivetti, O. Babaoglu, M. Marzolla, and A. Sirbu. A big data analyzer for large trace logs. *arXiv:1509.00773v1 [cs.DC]*, 2015.
- [15] Paul Barford and Mark Crovella. Generating representative web workloads for network and server performance evaluation. In *SIGMETRICS '98/PERFORMANCE '98: Proceedings of the 1998 ACM SIGMETRICS joint international conference on Measurement and modeling of computer systems*, pages 151–160, New York, NY, USA, 1998. ACM Press.
- [16] Leslie Lamport. Paxos Made Simple. *SIGACT News*, 32(4):51–58, December 2001.
- [17] Diego Ongaro and John Ousterhout. In search of an understandable consensus algorithm. In *Proceedings of the 2014 USENIX Conference on USENIX Annual Technical Conference, USENIX ATC'14*, pages 305–320, Berkeley, CA, USA, 2014. USENIX Association.
- [18] J.A. Bergstra and M. Burgess. *Promise Theory: Principles and Applications*. χ tAxis Press, 2014.
- [19] Mark Burgess. An approach to understanding policy based on autonomy and voluntary cooperation. In *IFIP/IEEE 16th international workshop on distributed systems operations and management (DSOM)*, in *LNCS 3775*, pages 97–108, 2005.
- [20] M. Burgess. Spacetimes with semantics (i). <http://arxiv.org/abs/1411.5563>, 2014.
- [21] M. Burgess. Spacetimes with semantics (ii). <http://arxiv.org/abs/1505.01716>, 2015.
- [22] M. Burgess. Spacetimes with semantics (iii). <http://arxiv.org/abs/1608.02193>, 2016.
- [23] M. Burgess. A spacetime approach to generalized cognitive reasoning in multi-scale learning. <https://arxiv.org/abs/1702.04638>, 2017.
- [24] M. Burgess and A. Couch. On system rollback and totalized fields: An algebraic approach to system change. *J. Log. Algebr. Program.*, 80(8):427–443, 2011.
- [25] C.E. Shannon and W. Weaver. *The mathematical theory of communication*. University of Illinois Press, Urbana, 1949.
- [26] T.M. Cover and J.A. Thomas. *Elements of Information Theory*. (J.Wiley & Sons., New York), 1991.
- [27] Leonard Kleinrock. *Queueing Systems: Computer Applications*, volume 2. John Wiley & Sons, Inc., 1976.
- [28] R. Badonnel and M. Burgess. Service load balancing with autonomic servers: Reversing the decision making process. In *Resilient Networks and Services, Second International Conference on Autonomous Infrastructure, Management and Security, AIMS 2008, Bremen, Germany, July 1-3, 2008, Proceedings*, pages 92–104, 2008.
- [29] J. Bonér, D. Farley, R. Kuhn, and M. Thompson. The reactive manifesto. <https://www.reactivemanifesto.org/>.
- [30] W.R. Ashby. *Design for a brain*. J. Wiley & Sons, 1952.
- [31] W.R. Ashby. *An introduction to cybernetics*. J. Wiley & Sons, 1956.
- [32] Leslie Lamport. Time, clocks, and the ordering of events in a distributed system. *Commun. ACM*, 21(7):558–565, July 1978.
- [33] P. Borri, M. Burgess, A. Karp, and A. Kasuya. Spacetime-entangled networks (i) relativity and observability of stepwise consensus. *arXiv:1807.08549 [cs.DC]*, 2018.
- [34] M. Burgess. *A Treatise on Systems: Volume 2: Intentional systems with faults, errors, and flaws*. in progress, 2004-.
- [35] M.J. Fischer, N.A. Lynch, and M.S. Paterson. Impossibility of distributed consensus with one faulty process. *J. ACM*, 32(2):374–382, April 1985.
- [36] M. Burgess. *In Search of Certainty: the science of our information infrastructure*. Xtaxis Press, 2013.
- [37] White paper. The new rules of sampling. Technical report, Honeycomb.com, 2019.
- [38] A. Cockcroft. Utilization is virtually useless as a metric! In *Proceedings of Int. CMG Conference*, pages 557–562, 2006.
- [39] M. Burgess. *Smart Spacetime*. χ tAxis Press, 2019.
- [40] M. Dam and R. Stadler. A generic protocol for network state aggregation. *RVK 05, Linköping, Sweden, June 14-16, 2005*.
- [41] M. Burgess and M. Disney. Understanding scalability in network aggregation with continuous monitoring. In *Lecture Notes on Computer Science, Proc. 18th IFIP/IEEE Distributed Systems: Operations and Management (DSOM 2007)*, volume (submitted). Springer, 2007.
- [42] F. Wuhib, M. Dam, R. Stadler, and A. Clemm. Robust monitoring of network-wide aggregates through gossiping. In *10th IFIP/IEEE International Symposium on Integrated Management (IM 2007)*, 2007.
- [43] M. Burgess, H. Haugerud, T. Reitan, and S. Straumsnes. Measuring host normality. *ACM Transactions on Computing Systems*, 20:125–160, 2001.
- [44] J. Pearl. *Probabilistic Reasoning in Intelligent Systems: Networks of Plausible Inference*. Morgan Kaufmann, San Francisco, 1988.
- [45] J. Pearl. *Causality*. Cambridge University Press, Cambridge, 2000.
- [46] A. Couch and M. Burgess. Compass and direction in topic maps. (*Oslo University College preprint*), 2009.
- [47] M. Burgess and W. Louth. Preserving the significance of distributed observations. *unpublished*, 2019.
- [48] H. Zenil, N.A. Kiani, and J. Tegnér. The thermodynamics of network coding and an algorithmic refinement of the principle of maximum entropy. *Entropy*, 21(560), 2019.
- [49] Aljabr Inc. Koalja history package. <https://github.com/AljabrIO/koalja-operator/tree/master/pkg/history>.
- [50] M. Burgess. A tiny overview of cfengine: convergent maintenance agent. In *Proceedings of the 1st International Workshop on Multi-Agent and Robotic Systems, MARS/ICINCO*, 2005.
- [51] L. Page, S. Brin, R. Motwani, and T. Winograd. The pagerank citation ranking: Bringing order to the web. *Technical report, Stanford University, Stanford, CA*, 1998.
- [52] J. Bjelland, M. Burgess, G. Canright, and K. Eng-Monsen. Eigenvectors of directed graphs and importance scores: dominance, t-rank, and sink remedies. *Data Mining and Knowledge Discovery*, 20(1):98–151, 2010.
- [53] M. Burgess. A site configuration engine. *Computing systems (MIT Press: Cambridge MA)*, 8:309, 1995.
- [54] M. Burgess. Two dimensional time-series for anomaly detection and regulation in adaptive systems. *Lecture Notes in Computer Science, IFIP/IEEE 13th International Workshop on Distributed Systems: Operations and Management (DSOM 2002)*, 2506:169, 2002.