

# Effective Incorporation of Speaker Information in Utterance Encoding in Dialog

Tianyu Zhao

Graduate School of Informatics,  
Kyoto University

zhao@sap.ist.i.kyoto-u.ac.jp

Tatsuya Kawahara

Graduate School of Informatics,  
Kyoto University

kawahara@i.kyoto-u.ac.jp

## Abstract

In dialog studies, we often encode a dialog using a hierarchical encoder where each utterance is converted into an utterance vector, and then a sequence of utterance vectors is converted into a dialog vector. Since knowing who produced which utterance is essential to understanding a dialog, conventional methods tried integrating speaker labels into utterance vectors. We found the method problematic in some cases where speaker annotations are inconsistent among different dialogs. A relative speaker modeling method is proposed to address the problem. Experimental evaluations on dialog act recognition and response generation show that the proposed method yields superior and more consistent performances.

## 1 Introduction

In both language understanding and language generation tasks in dialog studies, it is common to encode a dialog as a fixed-length vector, and subsequent processes such as label classification and response generation are conducted on the dialog encoding vector. Since a dialog is often composed of a sequence of utterances, it is convenient to encode each utterance as an utterance vector, and then encode a sequence of utterance vectors as a dialog vector. The hierarchical encoder architecture is effective (Serban et al., 2016), but it only considers the utterance texts, and does not consider who uttered the words. The lack of speaker information can lead to erroneous predictions in many cases. For example, one usually does not make backchannel to himself/herself.

Conventional approach to speaker modeling integrates explicit speaker labels into utterance vectors and it works successfully for task-oriented dialogs (Chi et al., 2017; Chen et al., 2017; Kim and Lee, 2019), where only two types of speakers are involved, namely an *Agent* and a

*User*. Unfortunately, this approach is not applicable to general dialogs such as the Switchboard corpus (Jurafsky et al., 1997), because there is a much larger number of speakers and it is impractical to model every speaker separately.<sup>1</sup> One can convert the speakers into labels such as *A* and *B* for each dialog session and model the two speaker labels only. In this case, two speakers from different sessions may be both annotated as *A* but actually do not refer to the same individual. Such inconsistent annotations can perturb dialog encoding and harm the system performance in subsequent tasks.

To address this problem, we propose to encode the relations between speakers, i.e. whether the speaker of an utterance is identical to the current speaker. By avoiding encoding absolute speaker labels, the proposed method is designed to circumvent inconsistency in speaker annotations. We call the conventional method **absolute speaker modeling** (Section 3), and the proposed method **relative speaker modeling** (Section 4). By conducting a systematic comparison between these methods and a baseline without speaker modeling (Section 5), we show that proposed method has superior and more consistent performances in two tasks, namely dialog act recognition (Section 6) and dialog response generation (Section 7).

## 2 Dialog Encoding

As Figure 1 shows, a dialog  $x$  consists of a sequence of utterances, and each utterance  $x_i$  can be represented by its speaker  $s_i$  and a sequence of tokens  $w_{i,1}, w_{i,2}, \dots, w_{i,N_i}$ . For the convenience of further processing, it is common to encode the dialog  $x$  as a fixed-length vector  $z$  using a dialog encoding function  $f(\cdot)$ . Then an output function

<sup>1</sup>The number of speaker individuals of the Switchboard Dialog Act corpus (Jurafsky et al., 1997) is not reported, but another version of the corpus (Switchboard-1 Release 2) involves 543 different speakers.

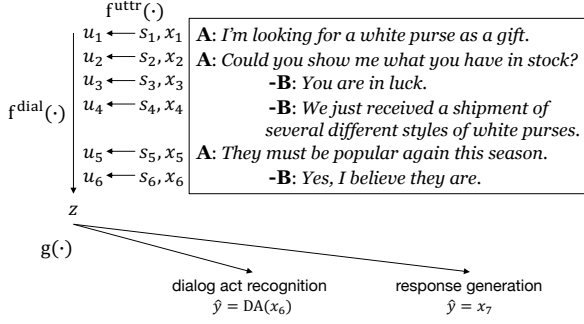


Figure 1: Dialog encoding scheme.

$g(\cdot)$  operates on the dialog vector and predicts an output  $\hat{y}$ .

$$x = ((s_1, x_1), (s_2, x_2), \dots, (s_M, x_M)) \quad (1)$$

$$x_i = (w_{i,1}, w_{i,2}, \dots, w_{i,N_i}) \quad (2)$$

$$z = f(x) \quad (3)$$

$$\hat{y} = g(z). \quad (4)$$

The output function  $g(\cdot)$  varies greatly according to the task, but the dialog encoding functions  $f(\cdot)$  of most tasks share the same hierarchical encoding architecture. The encoding function can be decomposed into two parts, i.e. an utterance-level encoding function  $f^{\text{uttr}}(\cdot)$  that converts an utterance  $x_i$  to an utterance vector  $u_i$ , and a dialog-level encoding function  $f^{\text{dial}}(\cdot)$  that takes a sequence of utterance vectors as input and outputs the dialog vector  $z$ . We assume that both encoders are implemented by recurrent neural networks (RNNs) since they are widely used in related works.

$$f(x) = f^{\text{dial}}(u_1, u_2, \dots, u_M) \quad (5)$$

$$u_i = f^{\text{uttr}}(x_i) \quad (6)$$

$$f^{\text{dial}}(u_{1:M}) = \text{RNN}^{\text{dial}}(u_{1:M}) \quad (7)$$

$$f^{\text{uttr}}(x_i) = \text{RNN}^{\text{uttr}}(x_i). \quad (8)$$

Though the hierarchical architecture provides with a strong baseline encoder, it does not encode speaker information of a dialog into the dialog vector  $z$ . And the output function  $g(\cdot)$  is prone to make incorrect predictions in many cases without knowing the speaker information.

Therefore, we investigate different approaches to modeling speaker information. We first introduce the **absolute speaker modeling** method in Section 3, which is adopted by most existing models but suffers from inconsistent speaker annotations in general dialogs. In Section 4, we propose the **relative speaker modeling** method that

yields more a consistent modeling of the speaker role. These methods focus on how to incorporate speaker information into each utterance, and thus only differ in their utterance encoding functions  $f^{\text{uttr}}(\cdot)$ , while their dialog encoding functions are identical.

### 3 Conventional Method: Absolute Speaker Modeling

Speaker information of a dialog  $x$  is given by speaker labels  $s_1, s_2, \dots, s_M$ . Each speaker label  $s_i$  is associated with its corresponding utterance  $x_i$  as shown in Equation (1). We assume there are only two speakers A and B in each dialog,<sup>2</sup> and a speaker label  $s_i$  has value A if the utterance  $x_i$  is produced by speaker A, otherwise it has value B.

The most straightforward way to incorporate  $s_i$  is to annotate the utterance vector  $u_i$  with its speaker, such that  $u_i$  encodes the information that  $x_i$  is uttered by A or B. We call it **absolute speaker modeling** method, and modify  $f^{\text{uttr}}(\cdot)$  to receive both utterance and speaker as arguments:

$$u_i = f^{\text{uttr}}(x_i, s_i). \quad (9)$$

We implement the utterance encoding function  $f^{\text{uttr}}(\cdot, \cdot)$  using two models, namely **absolute speaker embedding** and **absolute speaker utterance encoders**.

#### 3.1 Absolute Speaker Embedding

The simplest idea is to use one-hot speaker vectors to encode speaker information, where the speaker vector is  $[1, 0]$  if the speaker is A, otherwise  $[0, 1]$ . We generalize this method to embeddings to obtain speaker vectors. Similar to word embeddings, we define a trainable speaker embedding matrix  $\in \mathbb{R}^{2 \times D_{\text{spk}}}$ , where  $D_{\text{spk}}$  is the speaker embedding dimension. A speaker embedding function  $\text{Emb}^{\text{abs}}(s_i)$  returns the first row of the matrix as the speaker vector if  $s_i$  is A, and the second row if  $s_i$  is B. Then we concatenate the RNN encoding vector  $\text{RNN}^{\text{uttr}}(x_i)$  and the speaker embedding vector  $\text{Emb}^{\text{abs}}(s_i)$  to represent the final utterance vector as in following equations.

$$f^{\text{uttr}}(x_i, s_i) = \text{RNN}^{\text{uttr}}(x_i) \oplus \text{Emb}^{\text{abs}}(s_i) \quad (10)$$

$$\text{Emb}^{\text{abs}}(s_i) = \begin{cases} \text{Emb}(0), & \text{if } s_i = \text{A} \\ \text{Emb}(1), & \text{if } s_i = \text{B} \end{cases}, \quad (11)$$

where  $\oplus$  is a concatenation operator.

<sup>2</sup>The method is also applicable to multi-speaker situations by modification.

**Scenario 1:**  
**Dialog Act Recognition**

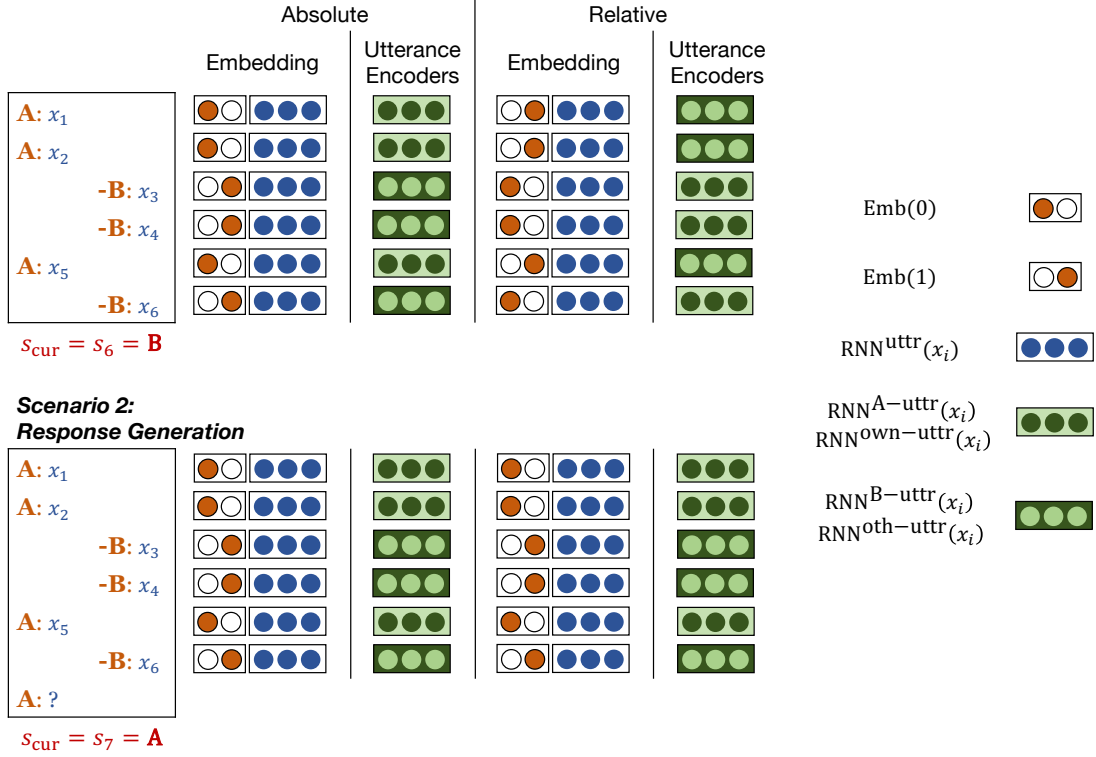


Figure 2: The utterance encodings produced by  $f^{\text{uttr}}(\cdot)$  using four speaker modeling methods in two scenarios.

### 3.2 Absolute Utterance Encoders

In the embedding-based model, an utterance vector is decomposed into two parts, namely the RNN encoding part and the speaker embedding part, and speaker information is all encoded in the speaker embedding. An alternative to absolute speaker embedding is to use different utterance encoders (for example different RNNs), such that speaker information is encoded in the RNN encodings directly by applying different RNNs to utterances from different speakers.

We define two utterance encoders  $\text{RNN}^{\text{A-uttr}}$  and  $\text{RNN}^{\text{B-uttr}}$ , which have the same parameter settings but do not share parameters. The utterance vector  $f^{\text{uttr}}(x_i, s_i)$  is given by  $\text{RNN}^{\text{A-uttr}}$  if  $s_i$  is A, otherwise it is given by  $\text{RNN}^{\text{B-uttr}}$  as following:

$$f^{\text{uttr}}(x_i, s_i) = \begin{cases} \text{RNN}^{\text{A-uttr}}(x_i), & \text{if } s_i = \text{A} \\ \text{RNN}^{\text{B-uttr}}(x_i), & \text{if } s_i = \text{B} \end{cases} \quad (12)$$

## 4 Proposed Method: Relative Speaker Modeling

Many works have shown that the absolute speaker modeling method is able to capture speaker-

specific patterns to some extent, and it improves the performance of baseline models that do not incorporate speaker information (Chi et al., 2017; Chen et al., 2017; Kim and Lee, 2019). These works focused on task-oriented dialogs, where two types of speakers are involved, namely an *Agent* and a *User*. The roles of the two speakers are consistent and clearly defined, where the *User* gives requests to complete a certain task and the *Agent* provides appropriate actions. And the speaker embeddings or the utterance encoders are able to learn role-specific information easily. In general dialogs, however, there are a much larger number of speaker individuals. If we simply annotate speakers as labels (A, B, etc.) for each session, two As from different sessions may not refer to the same real individual. Such inconsistency in speaker annotations can degrade the performances of the absolute speaker models.

To avoid using absolute speaker annotations, we propose to encode the information “the relation between speaker  $s_i$  and the current speaker  $s_{\text{cur}}$ ”, instead of “speaker  $s_i$  is A or B” as in the absolute speaker models.

**Definition of Current Speaker.** The current speaker  $s_i$  depends on a scenario, for example in

| Task                           | DA Recognition                | Response Generation |
|--------------------------------|-------------------------------|---------------------|
| Target $y$                     | DA( $x_M$ )                   | $x_{M+1}$           |
| Output function $g(\cdot)$     | Fully-connected layer         | RNN decoder         |
| Corpus                         | Switchboard Dialog Act Corpus | DailyDialog Corpus  |
| # of sessions (train/dev/test) | 1,003/112/19                  | 9,031/1,127/1,134   |
| # of utterances                | 178k/18k/4k                   | 104k/17k/14k        |
| # of tokens                    | 1,730k/180k/40k               | 935k/146k/126k      |
| # of DA labels                 | 42                            | Not Used            |

Table 1: Statistics of two corpora and three tasks for evaluation.

Scenario A in Figure 2, the task is to recognize the dialog act of the last utterance  $x_6$ , thus the current speaker is  $s_6$ . And in Scenario B, where the task is to predict the next utterance as a response, the current speaker becomes  $s_7$ .

**Modeling of Speaker Relation.** To encode the speaker relation between  $s_i$  and  $s_{\text{cur}}$ , we annotate the utterance vector  $u_i$  with the information of whether  $s_i$  equals to  $s_{\text{cur}}$  or not. One can interpret the information as whether the utterance  $x_i$  is my own utterance or others’ utterance, and the model becomes *self-aware* by defining *self* as  $s_{\text{cur}}$ .

Since only the relation between speakers is encoded in the utterance vector  $u_i$ , we call it a **relative speaker modeling** method. We extend the utterance encoding function  $f^{\text{uttr}}$  to include the current speaker  $s_{\text{cur}}$  as an argument:

$$u_i = f^{\text{uttr}}(x_i, s_i, s_{\text{cur}}). \quad (13)$$

Models using absolute speaker modeling can be easily converted into relative speaker modeling ones. We illustrate two models as counterparts to the absolute speaker embedding model and absolute speaker utterance encoders model mentioned in the last section.

#### 4.1 Relative Speaker Embedding

The absolute speaker embedding model in Section 3.1 is converted into a relative speaker model by redefining its speaker embedding function. The new embedding function  $\text{Emb}^{\text{rel}}(s_i, s_{\text{cur}})$  now returns one embedding when  $s_i$  is identical to  $s_{\text{cur}}$ , otherwise another embedding.

$$f^{\text{uttr}}(x_i, s_i, s_{\text{cur}}) = \text{RNN}^{\text{uttr}}(x_i) \oplus \text{Emb}^{\text{rel}}(s_i, s_{\text{cur}}) \quad (14)$$

$$\text{Emb}^{\text{rel}}(s_i, s_{\text{cur}}) = \begin{cases} \text{Emb}(0), & \text{if } s_i = s_{\text{cur}} \\ \text{Emb}(1), & \text{otherwise} \end{cases}. \quad (15)$$

#### 4.2 Relative Utterance Encoders

Similar to the absolute utterance encoders model in Section 3.2, a relative utterance encoders model also has two utterance encoders  $\text{RNN}^{\text{own-uttr}}$  and  $\text{RNN}^{\text{oth-uttr}}$ . In contrast to its counterpart, however, it uses  $\text{RNN}^{\text{own-uttr}}$  to encode an utterance  $x_i$  if its speaker  $s_i$  is the same as  $s_{\text{cur}}$ , otherwise it uses  $\text{RNN}^{\text{oth-uttr}}$ .

$$f^{\text{uttr}}(x_i, s_i, s_{\text{cur}}) = \begin{cases} \text{RNN}^{\text{own-uttr}}(x_i), & \text{if } s_i = s_{\text{cur}} \\ \text{RNN}^{\text{oth-uttr}}(x_i), & \text{otherwise} \end{cases}. \quad (16)$$

A comparison between outputs of the two absolute speaker models and the two relative speaker models is illustrated in Figure 2. Using the same dialog as an example, we define two scenarios where the tasks are different, such that the current speakers  $s_{\text{cur}}$  are different. Since the absolute speaker labels remain the same in two tasks, the utterance vectors yielded by the absolute speaker models do not change. On the other hand, the outputs of the relative speaker models vary in the two scenarios because the change of  $s_{\text{cur}}$  leads to the change of speaker relations.

### 5 Experiment Settings

#### 5.1 Tasks and Corpora

For assessment of the speaker modeling methods, we conduct experiments on two tasks, namely dialog act (DA) recognition and response generation, using two corpora, namely the Switchboard Dialog Act (SwDA) corpus (Jurafsky et al., 1997) and DailyDialog (DD) corpus (Li et al., 2017).

**Dialog Act Recognition.** Given a dialog  $x$  of  $M$  utterances, a DA recognition model classifies the dialog act of the last utterance in the dialog, i.e.  $\text{DA}(x_M)$ . A hierarchical encoding function  $f(\cdot)$  encodes  $x$  into  $z$ , in which the ut-

| Model                            | Macro F1 $\uparrow$ | Weighted F1 $\uparrow$ | Accuracy $\uparrow$ |
|----------------------------------|---------------------|------------------------|---------------------|
| <i>Baseline</i>                  |                     |                        |                     |
| - without speaker modeling       | 54.27               | 78.20                  | 79.00               |
| <i>Absolute Speaker Modeling</i> |                     |                        |                     |
| - embedding                      | 52.40               | 77.53                  | 78.70               |
| - utterance encoders             | 55.33               | 77.97                  | 78.90               |
| <i>Relative Speaker Modeling</i> |                     |                        |                     |
| - embedding                      | 54.90               | 78.70                  | 79.63               |
| - utterance encoders             | <b>57.90</b>        | <b>79.50</b>           | <b>80.17*</b>       |
| <i>Past Works</i>                |                     |                        |                     |
| Wan et al. (2018)                |                     |                        | 81.5                |
| Raheja and Tetreault (2019)      |                     |                        | 82.9 $\dagger$      |
| <i>Annotator Inter-agreement</i> |                     |                        | 84.0                |

Table 2: Results of DA recognition. \* The result is significantly better than the baseline with  $p$ -value  $< 0.001$ .

terance encoding function  $f^{\text{utr}}(\cdot)$  varies according to speaker modeling method. Then we add a simple fully-connected layer as the output function  $g(\cdot)$  to predict the probabilities of DA labels. The entire model is trained to maximize likelihood  $p(\text{DA}(x_M)|x)$ .

**Response Generation.** A response generation model predicts the upcoming utterance  $x_{M+1}$ . Given a dialog  $x$  as context, a decoder RNN initializes its hidden states with the dialog vector  $z$ . Then it decodes a hypothesis utterance  $\hat{x}_{M+1}$  word by word. We optimize the model to maximize  $p(x_{M+1}|x)$ .

A summary of the tasks and used corpora is given in Table 1.

## 5.2 Implementation

We experiment with (1) a baseline model without speaker modeling, (2) the absolute speaker embedding model, (3) the absolute utterance encoders model, (4) the relative speaker embedding model, and (5) the relative utterance encoders model. The hyperparameters are given as following. We keep the most frequent 10,000 words as our vocabulary. Word embeddings are 200-dimensional and initialized with the pre-trained *Glove* (Pennington et al., 2014) embeddings. All the utterance encoder RNNs are implemented by one-layer bidirectional gated recurrent unit networks (Cho et al., 2014) and have 300 hidden units. Dialog encoder RNNs are unidirectional instead. Speaker embeddings are randomly initialized and the embedding size  $D_{\text{spk}}$  is 30. The decoder RNN in response generation task is a one-layer and unidirectional GRU network with

300 hidden units. All the models are trained for 20 epochs with a batch size 30 by the Adam method (Kingma and Ba, 2014). The learning rate is initialized as  $1 \times 10^{-3}$  and halves when validation loss does not decrease. Early stopping is applied when the learning rate is smaller than  $1 \times 10^{-7}$ .

## 6 Task 1: Dialog Act Recognition

### 6.1 Evaluation Results

For evaluation of DA recognition models, we calculate their macro (unweighted) F1 scores, weighted F1 scores, and accuracies, which are common measurements in multi-class classification tasks. Results of the five models are reported in Table 2. Surprisingly, the two absolute speaker models perform even slightly worse than the baseline without speaker modeling. The relative speaker models outperform the baseline and their absolute counterparts. The relative utterance encoders model gives significant improvements over the baseline in all measurements (+3.63% macro F1, +1.3% weighted F1, and +1.17% accuracy). We use McNemar’s test, a non-parametric test for paired binary data, to assess the significance of accuracy improvement. It shows that the improvement is significant with  $p$ -value  $4.86 \times 10^{-4}$ . The improvements in F1 measures are comparable to or larger than the improvement in accuracy.

Table 2 shows state-of-the-art results from previous works. Wan et al. (2018) proposed to use a question-answering network with dynamic memory and reached 81.5% accuracy on the SwDA

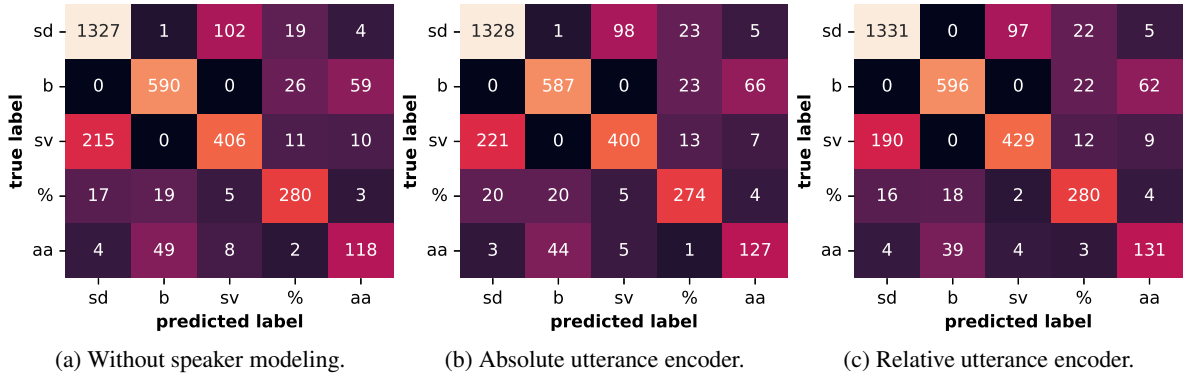


Figure 3: Confusion matrices of top-5 frequent DA labels of three models in DA recognition task.

| Dialog Act<br>(# examples) | Speaker | Absolute Model      |                       | Relative Model      |                       |
|----------------------------|---------|---------------------|-----------------------|---------------------|-----------------------|
|                            |         | Accuracy $\uparrow$ | $\Delta$ $\downarrow$ | Accuracy $\uparrow$ | $\Delta$ $\downarrow$ |
| sd (1481)                  | A       | 90.36               | 1.35                  | 89.39               | <b>0.94</b>           |
|                            | B       | 89.01               |                       | 90.33               |                       |
| b (696)                    | A       | 84.62               | <b>0.54</b>           | 86.10               | 0.90                  |
|                            | B       | 84.08               |                       | 85.29               |                       |
| sv (659)                   | A       | 58.77               | 4.01                  | 64.91               | <b>0.39</b>           |
|                            | B       | 62.78               |                       | 65.30               |                       |
| % (327)                    | A       | 85.80               | 3.98                  | 85.80               | <b>0.34</b>           |
|                            | B       | 81.82               |                       | 85.46               |                       |
| aa (187)                   | A       | 65.93               | 3.86                  | 68.13               | <b>3.75</b>           |
|                            | B       | 69.79               |                       | 71.88               |                       |

Table 3: Comparison of speaker-specific accuracies of top-5 frequent DA labels in DA recognition task.

corpus. Raheja and Tetreault (2019) reached 82.9% accuracy, the best score reported so far. They applied hierarchical RNN encoders with self attention and a CRF layer to decode the optimal DA sequence of an entire dialog, so the model has access to information from future utterances. We do not aim to surpass these results because they exploit much more complex model architectures. However, neither of the works used any speaker features. We can hopefully further improve the models’ performances by applying the relative speaker modeling method.

## 6.2 Analysis

To understand how relative speaker modeling improves DA recognition accuracy, we compare the confusion matrices of the baseline model, the absolute utterance encoders model, and the relative utterance encoders model. As shown in Figure 3, one major difference is that the relative model (Figure 3c) performs better in distinguishing STATEMENT-OPINION(sv) from STATEMENT-NON-OPINION(sd). 215 and 221

STATEMENT-OPINION utterances are misclassified as STATEMENT-NON-OPINION by the baseline model and the absolute model, respectively. The relative model reduces the number to 190.

We reason that the absolute speaker models performed worse because they learnt speaker biases (e.g. different label distributions) of the training data set. Since speaker annotation is inconsistent in the corpus, the speaker biases are different in the test data set. If so, there should be a large difference between the absolute model’s accuracies on A’s utterances and B’s utterances. On the other hand, the relative model should have more consistent performance. Therefore, we compare the DA- and speaker-specific accuracies of the absolute utterance encoders model and the relative utterance encoders model in Table 3. Let  $\Delta$  denotes the difference between speaker-specific accuracies. The relative model generally has lower  $\Delta$  numbers. Specifically, the relative model performs much more consistently in recognizing STATEMENT-OPINION(sv) and ABANDONED OR TURN-EXIT(%).

| Model                            | BLEU-1 ↑      | BLEU-2 ↑     | SIF emb. ↑    | Distinct-1 ↑ | Distinct-2 ↑ |
|----------------------------------|---------------|--------------|---------------|--------------|--------------|
| <i>Baseline</i>                  |               |              |               |              |              |
| - without speaker modeling       | 14.94         | 2.10         | 11.21         | 1610         | 6999         |
| <i>Absolute Speaker Modeling</i> |               |              |               |              |              |
| - embedding                      | 14.86         | 2.06         | 9.48          | 1425         | 5917         |
| - utterance encoders             | 14.48         | 1.92         | 10.68         | 1579         | 7047         |
| <i>Relative Speaker Modeling</i> |               |              |               |              |              |
| - embedding                      | 15.66*        | 2.37*        | 16.87*        | 1468         | 6409         |
| - utterance encoders             | <b>15.72*</b> | <b>2.52*</b> | <b>18.18*</b> | <b>1752*</b> | <b>8266*</b> |

Table 4: Results of response generation. \* The result is significantly better than the baseline with  $p$ -value  $< 0.001$ .

## 7 Task 2: Response Generation

### 7.1 Evaluation Results

In the task of dialog response generation, we evaluate the relevance and diversity of responses generated by the models on DD corpus. To assess relevance, we use two  $n$ -gram overlapping scores, i.e. BLEU-1 and BLEU-2 (Papineni et al., 2002), and an embedding similarity score called smooth inverse frequency (SIF) embedding similarity. For diversity evaluation, we calculate the number of distinct  $n$ -gram types, denoted as Distinct- $n$  (Li et al., 2016a).

**SIF embedding similarity.** Commonly used embedding similarity scores such as embedding average have been shown to correlate weakly with human judgement. One of the reasons is that a large number of tokens (for example function words) contribute to the resulting sentence embeddings, but have little effect on semantic relevance. To mitigate such noise, we adapt the SIF embedding proposed by Arora et al. (2017) to compute sentence embeddings. An SIF sentence embedding is the weighted average of the word embeddings in a sentence, with its projection on a first principal component subtracted. The weight of a word  $w$  is  $\frac{a}{a+p(w)}$ , where  $a$  is a parameter and  $p(w)$  is the word frequency estimated from the training corpus. The first principal component is computed from all generated responses. Given SIF embedding of a reference utterance and a hypothesis utterance, we calculate the cosine similarity between the two embedding vectors.

In Table 4, we compare the five models on five measurements, namely BLEU-1, BLEU-2, SIF embedding similarity, Distinct-1, and Distinct-2. The results show the same trend as in DA recognition. Two absolute models perform worse than the baseline, and the relative models have better

performance in all five measurements. The relative utterance encoders model reaches the highest scores in both relevance and diversity metrics. Improvement in SIF embedding similarity is especially large compared to the baseline (6.97% absolute increase and 62.18% relative increase). For significance test, we use the Wilcoxon signed-rank test, a non-parametric test for paired data. All the scores of the relative utterance encoders model are significantly better than the baseline.

### 7.2 Analysis

Similar to the analysis in DA recognition task, we compare the speaker-specific scores between the absolute and the relative utterance encoders models in Table 5. The relative model performs more consistently according to its speaker-specific BLEU-1 scores and SIF embedding similarities, while the two models’ consistencies in BLEU-2 scores are comparable. As with diversity scores, we should first take into account the number of  $A$ ’s utterances and that of  $B$ ’s. The ratio of  $A$ ’s to  $B$ ’s utterances is 1.29 (7201/5575) in the test data set. The relative model’s Distinct-1 ratio is 1.14 (1447/1271) and its Distinct-2 ratio is 1.19 (6195/5193), both slightly closer to 1.29 than the absolute model’s 1.12 (1362/1212) and 1.16 (5418/4686).

## 8 Related Works

**Absolute Speaker Modeling.** Speaker-specific utterance encoders are common in task-oriented natural language understanding (Chi et al., 2017; Chen et al., 2017; Kim and Lee, 2019). They used separate convolutional neural networks (CNNs) to implement the utterance encoding function  $f^{\text{utr}}(x_i, s_i)$ . Their absolute speaker modeling methods achieved considerable improvements compared to baselines without speaker modeling

| Metric     | Speaker | Absolute Model   |                       | Relative Model   |                       |
|------------|---------|------------------|-----------------------|------------------|-----------------------|
|            |         | Score $\uparrow$ | $\Delta$ $\downarrow$ | Score $\uparrow$ | $\Delta$ $\downarrow$ |
| BLEU-1     | A       | 15.48            | 1.69                  | 16.31            | <b>1.28</b>           |
|            | B       | 13.79            |                       | 15.04            |                       |
| BLEU-2     | A       | 3.04             | <b>0.51</b>           | 3.65             | 0.58                  |
|            | B       | 2.53             |                       | 3.07             |                       |
| SIF emb.   | A       | 13.10            | 1.99                  | 18.60            | <b>0.11</b>           |
|            | B       | 11.11            |                       | 18.71            |                       |
| Distinct-1 | A       | 1362             | 150                   | 1447             | 176                   |
|            | B       | 1212             |                       | 1271             |                       |
| Distinct-2 | A       | 5418             | 732                   | 6195             | 1002                  |
|            | B       | 4686             |                       | 5193             |                       |

Table 5: Comparison of speaker-specific metrics in response generation task.

because task-oriented dialogs have a consistent annotation of speakers, namely *Agent* and *User*. In dialog response generation task, Shen et al. (2017) proposed another absolute speaker modeling method. They modified the hierarchical recurrent encoder decoder (HRED) proposed by Serban et al. (2016), and used separate dialog-level RNN encoders for different speakers, which can be considered as a variation of the absolute utterance encoders model in this paper.

**Relative Speaker Modeling.** The relative utterance encoders model in Section 4 has a similar architecture compared to the speaker interaction RNNs proposed by Zhang et al. (2018a). They modeled speaker status for all speakers in a multi-speaker conversation. Each speaker status is a fixed-length vector and gets updated by a shared dialog-level RNN and three types of utterance encoder RNNs, namely the *sender* RNN, the *addressee* RNN, and the *observer* RNN. The first two types of RNNs resemble our  $\text{RNN}^{\text{own-uttr}}$  and  $\text{RNN}^{\text{oth-uttr}}$ , while the *observer* RNN is designed for multi-speaker scenario. Though the resulting models are similar, we point out three major differences between their work and ours. (1) We derive the relative utterance encoders model from its counterpart that uses absolute speaker modeling, and we have made a systematic comparison between absolute speaker models and relative speaker models. (2) The speaker interaction RNN introduced a role-specific RNN gate that incorporates outputs from RNNs of other roles, and thus makes the model complex. Our proposal, however, requires minimal modification to the baseline and the absolute speaker model, while yielding significant improvements. (3) They focused on

next speaker and utterance selection, and our evaluation experiments show that the relative speaker modeling method is beneficial to both language understanding and language generation.

**Speaker Identity Modeling.** Another line of speaker modeling in dialog is speaker identity modeling. Especially in dialog response generation, speaker individuals’ information (e.g. speaker profile and speaking style) is essential for generating consistent and truth-grounding responses. Prior works have proposed to model speaker identity by exploiting given profiles (Zhang et al., 2018b), clustered speaker embeddings (Li et al., 2016b), and dynamically computed speaker feature vectors (Zhang et al., 2019). We also look forward to integrating speaker identity information into the proposed architecture in the future.

## 9 Conclusion

We investigated speaker modeling methods in dialog encoding, and found that conventional absolute speaker modeling method sometimes suffers from the inconsistent speaker annotations of a corpus. To avoid the inconsistency, we proposed a relative speaker modeling method, which encodes relations between speakers instead of speaker labels themselves. We implemented both methods with embeddings and separate utterance encoders, and conducted a systematic comparison between the four models and a baseline without speaker modeling. Experimental results on two tasks and two corpora demonstrated that the relative speaker modeling method shows consistent improvements over others.



## References

- Sanjeev Arora, Yingyu Liang, and Tengyu Ma. 2017. A simple but tough-to-beat baseline for sentence embeddings. In *ICLR 2017, The 5th International Conference on Learning Representations*.
- Po-Chun Chen, Ta-Chung Chi, Shang-Yu Su, and Yun-Nung Chen. 2017. Dynamic time-aware attention to speaker roles and contexts for spoken language understanding. In *ASRU 2017, IEEE Automatic Speech Recognition and Understanding Workshop (ASRU)*, pages 554–560.
- Ta Chung Chi, Po Chun Chen, Shang-Yu Su, and Yun-Nung Chen. 2017. Speaker role contextual modeling for language understanding and dialogue policy learning. In *IJCNLP 2017, The 8th International Joint Conference on Natural Language Processing*, volume 2, pages 163–168.
- Kyunghyun Cho, Bart van Merriënboer, Çağlar Gülçehre, Dzmitry Bahdanau, Fethi Bougares, Holger Schwenk, and Yoshua Bengio. 2014. Learning phrase representations using RNN encoder-decoder for statistical machine translation. In *EMNLP 2014, The 2014 Conference on Empirical Methods in Natural Language Processing*, pages 1724–1734.
- Dan Jurafsky, Elizabeth Shriberg, and Debra Biasca. 1997. Switchboard swbd-damsl shallow-discourse-function annotation coders manual. *Institute of Cognitive Science Technical Report*, pages 97–102.
- Jonggu Kim and Jong-Hyeok Lee. 2019. Decay-function-free time-aware attention to context and speaker indicator for spoken language understanding. *arXiv preprint arXiv:1903.08450*.
- Diederik Kingma and Jimmy Ba. 2014. Adam: A method for stochastic optimization. *arXiv preprint arXiv:1412.6980*.
- Jiwei Li, Michel Galley, Chris Brockett, Jianfeng Gao, and Bill Dolan. 2016a. A diversity-promoting objective function for neural conversation models. In *NAACL HLT 2016, The 2016 Conference of the North American Chapter of the Association for Computational Linguistics: Human Language Technologies*, pages 110–119.
- Jiwei Li, Michel Galley, Chris Brockett, Georgios Spithourakis, Jianfeng Gao, and Bill Dolan. 2016b. A persona-based neural conversation model. In *ACL 2017, The 54th Annual Meeting of the Association for Computational Linguistics*, volume 1, pages 994–1003.
- Yanran Li, Hui Su, Xiaoyu Shen, Wenjie Li, Ziqiang Cao, and Shuzi Niu. 2017. Dailydialog: A manually labelled multi-turn dialogue dataset. In *IJCNLP 2017, The 8th International Joint Conference on Natural Language Processing*, volume 1, pages 986–995.
- Kishore Papineni, Salim Roukos, Todd Ward, and Wei-Jing Zhu. 2002. Bleu: a method for automatic evaluation of machine translation. In *Proceedings of the 40th annual meeting on association for computational linguistics*, pages 311–318.
- Jeffrey Pennington, Richard Socher, and Christopher Manning. 2014. Glove: Global vectors for word representation. In *EMNLP 2014, The 2014 conference on empirical methods in natural language processing*, pages 1532–1543.
- Vipul Raheja and Joel Tetreault. 2019. Dialogue act classification with context-aware self-attention. *arXiv preprint arXiv:1904.02594*.
- Iulian Vlad Serban, Alessandro Sordoni, Yoshua Bengio, Aaron C Courville, and Joelle Pineau. 2016. Building end-to-end dialogue systems using generative hierarchical neural network models. In *The 30th AAAI Conference on Artificial Intelligence*, volume 16, pages 3776–3784.
- Xiaoyu Shen, Hui Su, Yanran Li, Wenjie Li, Shuzi Niu, Yang Zhao, Akiko Aizawa, and Guoping Long. 2017. A conditional variational framework for dialog generation. In *ACL 2017, The 55th Annual Meeting of the Association for Computational Linguistics*, volume 2, pages 504–509.
- Yao Wan, Wenqiang Yan, Jianwei Gao, Zhou Zhao, Jian Wu, and S Yu Philip. 2018. Improved dynamic memory network for dialogue act classification with adversarial training. In *The 2018 IEEE International Conference on Big Data (Big Data)*, pages 841–850.
- Rui Zhang, Honglak Lee, Lazaros Polymenakos, and Dragomir Radev. 2018a. Addressee and response selection in multi-party conversations with speaker interaction rnns. In *AAAI 2018, The 32nd AAAI Conference on Artificial Intelligence*.
- Saizheng Zhang, Emily Dinan, Jack Urbanek, Arthur Szlam, Douwe Kiela, and Jason Weston. 2018b. Personalizing dialogue agents: I have a dog, do you have pets too? In *ACL 2018, The 56th Annual Meeting of the Association for Computational Linguistics*, volume 1, pages 2204–2213.
- Yizhe Zhang, Xiang Gao, Sungjin Lee, Chris Brockett, Michel Galley, Jianfeng Gao, and Bill Dolan. 2019. Consistent dialogue generation with self-supervised feature learning. *arXiv preprint arXiv:1903.05759*.