

HOW SHOULD WE SCORE ATHLETES AND CANDIDATES: GEOMETRIC SCORING RULES

ALEKSEI Y. KONDRATEV, EGOR IANOVSKI, AND ALEXANDER S. NESTEROV

ABSTRACT. Scoring rules are widely used to rank athletes in sports and candidates in elections. Each position in each individual ranking is worth a certain number of points; the total sum of points determines the aggregate ranking. The question is how to choose a scoring rule for a specific application. First, we derive a one-parameter family with geometric scores which satisfies two principles of independence: once an extremely strong or weak candidate is removed, the aggregate ranking ought to remain intact. This family includes Borda count, generalised plurality (medal count), and generalised antiplurality (threshold rule) as edge cases, and we find which additional axioms characterise these rules. Second, we introduce a one-parameter family with optimal scores: the athletes should be ranked according to their expected overall quality. Finally, using historical data from biathlon, golf, and athletics we demonstrate how the geometric and optimal scores can simplify the selection of suitable scoring rules, show that these scores closely resemble the actual scores used by the organisers, and provide an explanation for empirical phenomena observed in golf tournaments. We see that geometric scores approximate the optimal scores well in events where the distribution of athletes' performances is roughly uniform.

Keywords: OR in sports, rank aggregation, independence of irrelevant alternatives, Borda count, sports ranking, ranking system

akondratev@hse.ru, corresponding – HSE University, Russia – <http://orcid.org/0000-0002-8424-8198>.
eianovski@hse.ru – HSE University, Russia – <https://orcid.org/0000-0001-9411-2529>.
asnesterov@hse.ru – HSE University, Russia – <http://orcid.org/0000-0002-9143-2938>

We thank Hervé Moulin, Elena Yanovskaya, Artem Baklanov, Constantine Sorokin and other our colleagues from the International Laboratory of Game Theory and Decision Making for their suggestions and support. We thank Dominik Peters for providing us with the reference to Morkeliūnas (1982). We also are grateful to Josep Freixas for providing us with the MotoGP 1999 example during the 15th European Meeting on Game Theory (SING15).

1. INTRODUCTION

Many sports competitions consist of a series of races during a season. At the end of each race the athletes are ranked in the order they finished, and assigned a number of points based on their position in that order. The scores the athletes received are summed across the races, and the one with the highest total score is declared the winner – a procedure that is known as a scoring rule.

Scoring rules are ubiquitous in sporting events, contests to evince merit, elections in professional societies, and occasionally at the national level (Nauru, Kiribati). Besides being intuitive and easy to use, they have desirable axiomatic features which, as we shall argue, make them uniquely suitable for this purpose.

However, in order to use a scoring rule, one must first choose a vector of scores; and the choice is anything but simple. The International Biathlon Union (IBU) World Cup uses the scoring vector in Table 1, containing 40 non-zero scores. Scaling the scores or changing the zero point will not change the order produced by the scoring rule, which means the organiser has 39 degrees of freedom in selecting a vector like this one. The prospect of picking an optimal vector with respect to whatever criteria is daunting, but the choice is important – the vector may play as great a role in determining the winner as the performance of the athletes themselves.

In this paper we propose two ways to reduce the problem to the choice of a single parameter. In Sections 3 and 4 we take an axiomatic approach, motivated by reducing the risk of the final ranking changing by the addition or removal of spoilers. This leads to the geometric family of scoring rules governed by parameter p , where the j th position is worth p times as much as the $(j + 1)$ th position. In Sections 5 and 6 we introduce optimal scoring rules, which maximise the expected quality of the winning athlete based on empirical data. The two approaches, in general, yield different families of rules, but optimal scores converge to the geometric in the case of a uniform distribution of athlete performance. Interestingly, we find that the scores actually used in biathlon, golf, and athletics closely resemble the optimal scoring rules.

2. A RANKING PARADOX

The Women’s Pursuit category of the 2014/2015 IBU Biathlon World Cup consisted of seven races (Table 1). Kaisa Mäkäräinen came first with two first place finishes, two second, a third, a fourth, and a twelfth, for a total score of 348 points. Second was Darya Domracheva, with four first place finishes, one fourth, a seventh, and a thirteenth, for a total score of 347. In tenth place was Ekaterina Glazyrina, well out of the running with 190 points.

Four years later, Glazyrina was disqualified for doping violations, and all her results from 2013 onwards were annulled. This bumped Domracheva’s thirteenth place finish in race two into a twelfth, and her total score to 348. The number of first place finishes is used as a tie breaker, and in March 2019 the official results implied that Mäkäräinen will be stripped of the trophy in favour of Domracheva. Because the tenth place competitor was disqualified for doping four years after the fact.¹

Clearly there is something unsatisfying about this. We would hope that the relative ranking of Mäkäräinen and Domracheva depends solely on the relative performance of the two athletes, and not on whether or not a third party was convicted of doping, especially if said third party was not a serious contender for the title.

TABLE 1. 2014/15 Biathlon – Women’s Pursuit: scoring system and event results

Position	1	2	3	4	5	6	7	8	9	10	11	12	13	...	40
Points	60	54	48	43	40	38	36	34	32	31	30	29	28	...	1

Athlete	Event number: points							Total score
	1	2	3	4	5	6	7	
Mäkäräinen	60	60	54	48	54	29	43	348
Domracheva	43	28	60	60	60	36	60	347
...								
Glazyrina	32	54	10	26	38	20	10	190

Classical results from social choice theory mean this goal is impossible: the ranking of athletes will never be fully independent of the addition or deletion of third parties. However, the degree of this vulnerability depends on the vector of scores used to rank the athletes. We shall see that by introducing two extremely weak independence axioms, we narrow the range of scoring rules to a one-parameter family – the geometric scoring rules. If the event organiser finds these axioms convincing, then this reduces the problem of choosing a scoring rule to the choice of a single parameter.

The science of impossibility. Suppose we have a set of m athletes and a profile of n races, R_1, \dots, R_n , with R_i being the order in which the athletes finished race i . What we are after is a procedure which will map the n rankings into a single ranking for the entire competition, R : a mapping $(R_1, \dots, R_n) \mapsto R$. The result of this ranking rule must reflect the results of the individual races in some way. A minimal condition is **unanimity** – if an athlete finishes first in every race, we should expect this athlete to rank first in R . Motivated by the scenario above, we also want the relative ranking of athletes a and b in the end result to depend only on the relative ranking of a and b in the individual races, a condition known as the **independence of irrelevant alternatives**. Here we hit the most famous result in social choice theory – Arrow’s result that the only ordinal procedure that meets our criteria is dictatorship (Arrow, 1950; Campbell and Kelly, 2002, p. 52).²

The characteristic feature of dictatorship is that all decisions stem from a single individual. In the case of a sporting competition, this could be the case where the first $n - 1$ races are treated as warm-ups or friendly races, and only the finals R_n contributes to the final ranking R . This is not necessarily an absurd ranking system, but it will not do if we want to keep viewers interested over the course of the championship, rather than just the finals. We need to relax independence.³

A weaker independence condition we may consider is **independence of winners/losers**.⁴ As the name suggests, this is the condition that if we disqualify the top or the bottom athlete in the final ranking R , the remainder of the ranking remains unchanged. This could be a pressing issue if the winner is accused of doping, and a rule that satisfies this condition will guarantee that the cup is given to the runner up without requiring a retallying of the total scores. In the case of the loser, there is the additional concern that it is a lot easier to add a loser to a race than a winner, and if the authors were to take their skis off the shelf and lose ingloriously in the next Biathlon, one would hope that the standing of the real competitors would remain unaffected.

It turns out that, given some standard assumptions, there is a unique rule that is independent of winners and losers – the Kemeny rule (Young, 1988, footnote 18). The procedure amounts to choosing a ranking R that minimises the sum of the Kendall tau distance from R to the individual races. This is one of its disadvantages – it is a stretch to expect a sports enthusiast to plot race results in the space of linear orders and compute the central point. For viewers, the results might as well come from a black box. What is worse, it is a difficult procedure computationally (Bartholdi et al., 1989, theorem 2), so even working out the winner may not be feasible. But perhaps most damning of all is that it violates a property known as **electoral consistency** (formal definition can be found in Appendix B). In Biathlon, every race falls into one of four categories (sprint, pursuit, individual, mass start). At the end of the championship a winner is selected for each category, as well as an overall winner. It would be strange if a biathlete were to win in every category but lose the overall title – but that is a possibility under Kemeny.

In fact, the only ordinal procedure that guarantees electoral consistency is a generalised scoring rule (Smith, 1973; Young, 1974, 1975) – every athlete is awarded a number of points based on their position in a race, and the athletes are ranked based on total points; in the case of ties, another scoring rule can be used to break them. It seems there is no alternative to the rules actually used in biathlon (IBU World Cup), auto racing (Formula One World Championship), cycling (Tour de France green jersey), golf (Professional Golfers’ Association Tour, stylised in all capital letters as PGA TOUR by its officials), skiing (International Ski and Snowboard Federation World Cup), athletics (International Association of Athletics Federations Diamond League), and other events in this format – but that is not necessarily a bad thing. Scoring rules are easy to compute and understand, and every additional result contributes to the overall ranking in a predictable way, all of which is very desirable for a sporting event.

We have seen that neither of the independence notions we have defined so far can apply here, but how bad can the situation get? The answer is, as bad as possible. A result of Fishburn (1981, theorem 2) shows that if the scores awarded for positions are monotone and decreasing, it is possible to construct a sequence of race results such that if one athlete is removed, the remaining order is not only changed, but inverted. So while Mäkäräinen may not be pleased with the current turn of events, there is a possible biathlon where after the disqualification of Glazyrina, Mäkäräinen finished last, and Domracheva second to last. It is interesting to speculate whether the competition authorities would have had the resolve to carry through such a reordering if it had taken place.

3. GEOMETRIC SCORING RULES

In order to motivate our final notion of independence, let us first consider why the results of the biathlon may not be as paradoxical as they appear at first glance. Note that removing Glazyrina from the ranking in Table 1 changed the total score of Domracheva but not of Mäkäräinen. This is because Mäkäräinen was unambiguously better than Glazyrina, finishing ahead of her in every race, while Domracheva was beaten by Glazyrina in race 2. As such, the athletes’ performance vis-à-vis Glazyrina served as a measuring stick, allowing us to conclude that Mäkäräinen was just that little bit better. Once Glazyrina is removed, however, the edge Mäkäräinen had is lost.

So suppose then that the removed athlete is symmetric in her performance with respect to all the others. In other words, she either came last in every race, and is thus a unanimous

TABLE 2. 2013/14 IBU Biathlon World Cup – Women’s Individual

Athlete	Event		Total score	Athlete	Event		Total score
	1	2			1	2	
Soukalová	60/1	60/1	120	Soukalová	60/1	60/1	120
Domracheva	38/6	54/2	92	Domracheva	40/5	60/1	100
Kuzmina	54/2	30/11	84	Kuzmina	60/1	31/10	91
Skardino	36/7	36/7	72	Hildebrand	29/12	48/3	77
Hildebrand	28/13	43/4	71	Skardino	38/6	38/6	76

Notes: The left panel presents the official points/position; the right panel presents the points/position after a hypothetical disqualification of Soukalová. The total scores given in the table are before the disqualification of another athlete, Iourieva, that occurred a few months after the race. With the most recent total scores we would still observe Hildebrand overtaking Skardino, but we would have to resort to tie-breaking to do it.

loser, or came first, and is a unanimous winner. Surely disqualifying such an athlete cannot change the final outcome? Why, yes it can.

The results for the Women’s Individual category of the 2013/14 IBU Biathlon World Cup are given in the left panel of Table 2. The category consists of two races, and Gabriela Soukalová came first in both, and is thus a unanimous winner, followed by Darya Domracheva, Anastasiya Kuzmina, Nadezhda Skardino, and Franziska Hildebrand. However, in the hypothetical event of Soukalová being disqualified the result is different: the recalculated total scores are in the right panel of Table 2. Domracheva takes gold and Kuzmina silver as expected, but Hildebrand passes Skardino to take the bronze.

In contrast to the previous paradoxes, this is one we can do something about. By picking the right set of scores we can ensure that the unanimous loser will come last, the unanimous winner first, and dropping either will leave the remaining order unchanged.

Let us formalise our key notions.

Definition 1. Let M be the number of potential athletes (either finite or $M = \infty$). For every number m of athletes, $m \leq M$, a **positional scoring rule**, or a **scoring rule** for short, is defined by a sequence of m real numbers s_1^m, \dots, s_m^m . For a profile, an athlete receives a score s_j^m for position j in an individual ranking. The sum of scores across all rankings gives the athlete’s total score. The total scores determine the overall ranking: athletes with higher total scores are ranked higher, athletes with equal total scores are ranked equally.

For example, **plurality** is the scoring rule with scores $(1, 0, \dots, 0)$ for each m , while **antiplurality** corresponds to scores $(1, \dots, 1, 0)$, and **Borda** to $(m - 1, m - 2, \dots, 1, 0)$.

Of course, it is possible that two athletes attain the same total score, and are thus tied in the final ranking. In general, this problem is unavoidable – if two athletes perform completely symmetrically vis-à-vis each other, no reasonable procedure can distinguish between them. However, if things are not quite so extreme, ties can be broken via a secondary procedure – for example, in the case of the IBU we have seen that ties are broken with the number of first place finishes. This gives rise to the notion of a generalised scoring rule, where ties in the initial ranking are broken with a secondary sequence of scores, any remaining ties with a third, and so on.

Definition 2. Let M be the number of potential athletes (either finite or $M = \infty$). For every number m of athletes, $m \leq M$, a **generalised scoring rule** is defined by $\bar{r}(m)$ sequences of m real numbers $s_1^{m,r}, \dots, s_m^{m,r}$ – one sequence for each tie-breaking round $r = 1, \dots, \bar{r}(m)$. For a profile, in round r , an athlete a receives score $s_j^{m,r}$ for position j in an individual ranking. The total sum of scores gives a total score S_a^r of athlete a . The total scores determine the overall ranking lexicographically: a is ranked higher than b if $S_a^r > S_b^r$ for some round r and $S_a^l = S_b^l$ for all $l < r$. Athletes a and b are equally ranked if $S_a^r = S_b^r$ for all rounds $r \leq \bar{r}(m)$.

For example, for each m athletes, **generalised plurality** has $m - 1$ rounds with scores $(\overbrace{1, \dots, 1}^r, \overbrace{0, \dots, 0}^{m-r})$ in round r . **Generalised antiplurality** has $(\overbrace{1, \dots, 1}^{m-r}, \overbrace{0, \dots, 0}^r)$.⁵

Note that by definition a scoring rule is a generalised scoring rule with only one tie-breaking round.

Definition 3. An athlete is a **unanimous loser** if the athlete is ranked last in every race. A generalised scoring rule satisfies **independence of unanimous losers** if it ranks the unanimous loser last in the overall ranking, and removing the unanimous loser from every race leaves the overall ranking of the other athletes unchanged.

Symmetrically, an athlete is a **unanimous winner** if the athlete is ranked first in every race. A generalised scoring rule satisfies **independence of unanimous winners** if it ranks the unanimous winner first in the overall ranking, and removing the unanimous winner from every race leaves the overall ranking of the other athletes unchanged.

Observe that the order produced by a scoring rule is invariant under scaling and translation, e.g. the scores 4, 3, 2, 1 produce the same order as 8, 6, 4, 2 or 5, 4, 3, 2. We will thus say that scores s_1, \dots, s_m and t_1, \dots, t_m are **affinely equivalent** if there exists an $\alpha > 0$ and a β such that $s_j = \alpha t_j + \beta$.

The intuition behind the following result is clear: t_1, \dots, t_k produces the same ranking of the first/last k athletes, if and only if it is affinely equivalent to the first/last k scores in the original ranking system. The proof of the theorem, and all subsequent theorems, can be found in Appendix A, and full characterisations as ranking rules in Appendix B.

Proposition 4. A scoring rule satisfies independence of unanimous losers if and only if $s_1^m > \dots > s_m^m$, and the scores for k athletes, s_1^k, \dots, s_k^k , are affinely equivalent to the first k scores for m athletes, s_1^m, \dots, s_k^m , for all $k < m \leq M$.

A scoring rule satisfies independence of unanimous winners if and only if $s_1^m > \dots > s_m^m$ and the scores for k athletes, s_1^k, \dots, s_k^k , are affinely equivalent to the last k scores for m athletes, $s_{m-k+1}^m, \dots, s_m^m$, for all $k < m \leq M$.

Now we see why the biathlon scores are vulnerable to dropping unanimous winners but not unanimous losers – since the scores for a smaller number of athletes are obtained by trimming the full list, every subsequence of the list of scores is indeed equivalent to itself. However if we drop the winner, then the subsequence 60, 54, 48, \dots , is certainly not affinely equivalent to 54, 48, 43, \dots .

What happens when we combine the two conditions? The property of affine equivalence is clearly an equivalence relation, so if the scores for k athletes are affinely equivalent to the first k scores for m candidates and the last k scores for m candidates, then the first and last k scores for m candidates must be affinely equivalent to each other, and in particular the scores s_1^m, \dots, s_{m-1}^m must be affinely equivalent to s_2^m, \dots, s_m^m . Given that we need not

distinguish scores up to scaling and translation we can assume that the score for the last place, s_m^m , is zero, and $s_{m-1}^m = 1$. The third-to-last athlete must then get a larger number of points than 1, say $s_{m-2}^m = 1 + p$. Now we have a sequence $0, 1, 1 + p$, and we know it must be affinely equivalent to the sequence $1, 1 + p, s_{m-3}^m$. Since the only way to obtain the second sequence from the first is to scale by p and add 1, it follows that $s_{m-3}^m = 1 + p + p^2$ and so on. Clearly if $p = 1$ this sequence is just Borda, and some algebraic manipulation gives us a formula of $s_j^m = (p^{m-j} - 1)/(p - 1)$ for the j th position in the general case. This gives us the following family of scoring rules consisting of the geometric, arithmetic, and inverse geometric sequences.⁶

Definition 5. A **geometric scoring rule** is a generalised scoring rule that is defined with respect to a parameter p . The score of the j th position is affinely equivalent to:

$$s_j^m = \begin{cases} p^{m-j} & 1 < p < \infty, \\ m - j & p = 1, \\ 1 - p^{m-j} & 0 < p < 1. \end{cases}$$

We include generalised plurality ($p \rightarrow \infty$) and generalised antiplurality ($p \rightarrow 0$) as edge cases.⁷

Theorem 6. A scoring rule satisfies independence of unanimous winners and independence of unanimous losers if and only if it is a geometric scoring rule.

Observe that the axioms we used are extremely weak individually. If s_1^m, \dots, s_m^m is any monotone decreasing sequence of scores whatsoever, and we obtain s_j^{m-1} by dropping s_m^m , we will satisfy independence of unanimous losers. Likewise, if we obtain s_j^{m-1} by dropping s_1^m , we will satisfy independence of unanimous winners. In short our only restriction is that more points are awarded for the j th place than for the $(j + 1)$ th place, which in the context of a sporting event is hardly a restriction at all. If we want to satisfy both axioms, however, we are suddenly restricted to a class with just one degree of freedom.

It is easy to see that geometric scoring rules also satisfy two stronger properties one might label independence of unanimous winning/losing cliques. Suppose there is a clique of k athletes that always come in the first (last) k positions, but possibly in any order; adding or removing such a clique will not change the order of the other athletes. Such a property is relevant in sporting events such as Formula One racing, where the top spots are consistently taken by a small number of strong teams.

In the following sections we will explore this class. We shall see how our axioms allow new axiomatisations of well-known (generalised) scoring rules, and how geometric scoring rules compare to optimal rules for a given organiser's objective.

4. NEW CHARACTERISATIONS

$p > 1$: Convex rules and winning in every race. The FIM motorcycle Grand Prix is another championship that uses a scoring system to select a winner. The 125cc category of the 1999 season had a curious outcome: the winner was Emilio Alzamora, who accumulated the largest amount of points, yet did not win a single race (Table 3). This does not detract in any way from Alzamora's achievement – he outperformed his competitors by virtue of his

TABLE 3. 1999 Motorcycle Grand Prix – 125cc: scoring system and event results

Position	1	2	3	4	5	6	7	8	9	10	11	12	13	14	15
Points	25	20	16	13	11	10	9	8	7	6	5	4	3	2	1

Rider	Event number: points																Total score
	1	2	3	4	5	6	7	8	9	10	11	12	13	14	15	16	
Alzamora	20	16	16	16	10	20	13	16	20	10	13	20	1	-	16	20	227
Melandri	-	-	-	10	20	16	8	11	25	25	25	-	25	16	20	25	226
Azuma	25	25	25	13	9	-	25	25	10	4	6	-	11	2	10	-	190

Notes: The scores for first place finishes are in bold. Observe that Azuma performed well in the first half of the tournament and Melandri in the second, while Alzamora performed consistently in both halves, yet never came first.

consistently high performance (compare with Melandri who performed well in the second half, and Azuma in the first), and if he did not take any unnecessary risks to clinch the first spot then he was justified in not doing so. However, racing is a spectator sport. If a fan attends a particular event then they want to see the athletes give their best performance on the day, rather than play it safe for the championship.

Bernie Ecclestone, the former chief executive of the Formula One Group, was outspoken about similar issues in Formula One racing – “It’s just not on that someone can win the world championship without winning a race.” Instead of the scores then used, Ecclestone proposed a medal system. The driver who finished first in a race would be given a gold medal, the runner-up the silver, the third the bronze. The winner of the championship would be the driver with the most gold medals; in case of a tie, silver medals would be added, then the bronze, then fourth-place finishes, and so on.⁸ In other words, he proposed the generalised plurality system with $p \rightarrow \infty$. And indeed, for every other geometric scoring rule, it is possible to construct a profile where the overall winner did not win a single race.

Proposition 7. For any $p < \infty$, there exist n, m , and a profile with n races and m athletes where the overall winner does not come first in any race.

There is a natural dual concept to Ecclestone’s criterion: rather than asking how many races an athlete must win to have a chance of winning the championship, we could ask after how many victories is the championship guaranteed.⁹ This leads us to the **majority criterion**, which requires that any athlete that won more than half the races (the **majority winner**) should also win the championship. The majority criterion together with independence of unanimous winners allows us to characterise generalised plurality.

Theorem 8. Generalised plurality is the only generalised scoring rule that satisfies independence of unanimous winners and always ranks the majority winner first.

The presence of the majority criterion in the above theorem is not surprising. We could expect as much given the axiomatisation of plurality by Lepelley (1992, theorem 2) and Sanver (2002, theorem 4.1). But the fact that adding independence of unanimous winners allows us to pin down generalised plurality is interesting because generalised scoring rules are

notoriously hard to characterise (Bossert and Suzumura, 2020), but in this case two intuitive axioms suffice.

Here we run into a conundrum. Ecclestone’s criterion is desirable in the case of a sporting event for the reasons we have mentioned – the stakes are high in every race, and this encourages the athletes to fight for the top spot rather than settling for second place. The majority criterion, on the other hand, tells a different story. If a driver were to win the first $\lfloor n/2 + 1 \rfloor$ races, the championship is over. The remaining races will take place before an empty stadium.

It seems there is a trade-off between keeping the tension high in an individual race and over the course of the entire tournament, which could explain why the organisers of Formula One World Championship went through so many ranking systems over the years.¹⁰

$p = 1$: The Borda rule and top-winner reversal bias. Saari and Barney (2003) recount an amusing anecdote to motivate an axiom known as top-winner reversal bias. In a departmental election the voters were asked to rank three candidates. Mathematically, this is the same problem as ours – to aggregate n rankings into one final result. All voters ranked the candidates from best to worst, but the chair expected the votes to be ordered from worst to best. The “winner” was thus the candidate that ranked highest in terms of the voters’ assessment of unsuitability, rather than suitability for the role. After the ensuing confusion, the votes were retallied... and the winner was unchanged. The same candidate was judged to be at once the best and worst for the role. The authors’ story ended with the chair being promoted to a higher position, but in a sporting context we could expect a less polite outcome.

The relevant axiom here is **top-winner reversal bias**, which states that if a candidate a is the unique winner with voters’ preferences R_1, \dots, R_n , then if we invert the preferences of every voter then a will no longer be the unique winner. Note that the axiom asks for less than one might expect – we are not asking that the candidate formerly judged the best is now judged the worst, but merely that the same candidate cannot be the best in both cases.

By itself, this axiom is quite weak. If we, without loss of generality, set $s_1 = 1$ and $s_m = 0$, then the only restriction is that for $1 \leq j \leq m/2$, $s_{m-j+1} = 1 - s_j$ (Saari and Barney, 2003, theorem 1).¹¹ In other words, we have $\lfloor \frac{m-2}{2} \rfloor$ degrees of freedom. However, once we add either one of our independence axioms, we get the Borda rule uniquely.

Theorem 9. Borda is the unique scoring rule that satisfies top-winner reversal bias and one of independence of unanimous winners or independence of unanimous losers.

Within the context of geometric scoring rules, there is an easier way to see that Borda is the unique rule satisfying top-winner reversal bias. If g_p is the geometric scoring rule with parameter p , and $p \neq 1$, then by a result of Fishburn (1981, theorem 1) there exists a profile Q such that $g_p(Q)$ is the reverse order of $g_{1/p}(Q)$, $g_p(Q) = \text{rev}(g_{1/p}(Q))$. At the same time, it is easy to see that $g_p(\text{rev}(Q)) = \text{rev}(g_{1/p}(Q))$. Combining the two we get $g_p(Q) = g_p(\text{rev}(Q))$, which violates top-winner reversal bias.

A more demanding version of reversal bias, known as **duality** (Gärdenfors, 1973) and **inversion** (Fine and Fine, 1974), states that if we invert the individual rankings of every voter then the aggregate ranking will be also inverted. Fine and Fine (1974, corollary to theorem 4.3) use inversion to provide a characterisation of Borda similar to Theorem 9.¹²

$p < 1$: **Concave rules and majority loser paradox.** The beginning of modern social choice theory is often dated to Borda’s memorandum to the Royal Academy (de Borda, 1781), where he demonstrated that electing a winner by plurality could elect a **majority loser** – a candidate that is ranked last by an absolute majority of the voters.¹³ The extent to which such a result should be viewed as paradoxical depends on the context in which a ranking rule is used. In sports, this may be acceptable – a sprinter who has three false starts and one world record is still the fastest man in the world. In a political context, however, voting is typically justified by identifying the will of the majority with the will of the people; it would be odd to argue that the will of the majority is to pick a candidate that the majority likes the least. Likewise, should a group recommendation system suggest that a group of friends watch a film that the majority detests, soon it would be just a group.

It turns out that the weak version of the criterion – that the majority loser is never ranked first – is characteristic of the concave geometric rules ($p \leq 1$). The strong version – that the majority loser is always ranked last – is satisfied only by generalised antiplurality ($p \rightarrow 0$).

Theorem 10. Geometric scoring rules with parameter $0 < p \leq 1$ are the only scoring rules that satisfy independence of unanimous winners and independence of unanimous losers and never rank the majority loser first.

Theorem 11. Generalised antiplurality is the only generalised scoring rule that satisfies independence of unanimous losers and always ranks the majority loser last.

5. OPTIMAL SCORING RULES

The practical relevance of the previous sections is that if the organiser accepts that our two axioms are desirable – and they are very natural axioms – then the problem of choosing a scoring rule is reduced to the choice of a single parameter, p .

Unfortunately, the choice of even a single parameter is far from trivial. In the previous section we saw how an axiomatic approach can pin down the edge cases of generalised plurality ($p \rightarrow \infty$), Borda ($p = 1$) or generalised antiplurality ($p \rightarrow 0$).¹⁴ In applications where the properties these axioms represent are paramount, the question is then settled: if you are after a scoring rule that satisfies independence of unanimous losers and top-winner reversal bias, you must use Borda. There is no other. However, in the case of sports these extreme rules are rarely used. Whatever goals the organisers are pursuing, these are more complicated than simply satisfying an axiom.

In the remainder of this paper, we will take an empirical approach to selecting a scoring rule for an event. We introduce a model of the organiser’s objective, assuming the goal is to select an athlete that maximises some measure of quality, which aggregates the athlete’s cardinal results. By imposing four axioms we see that this aggregation function (F_λ) must be determined solely by a parameter λ , which can be interpreted as the organiser’s preferences for peak performance versus consistency. It turns out that among all ordinal procedures for producing a ranking of athletes, it is precisely the scoring rules which rank the athletes in accordance to the expected values of F_λ , and these scores can be computed from empirical data. If the distribution of the athletes’ cardinal results is uniform, then the optimal scoring rules are approximately geometric, but in general the two will differ. We conclude by computing these optimal scores for the IBU World Cup biathlon, PGA TOUR golf, and IAAF Diamond League athletics, and compare them to the best approximation via a geometric scoring rule.

The organiser’s objective. An organiser’s goals can be complex. For a commercial enterprise the end goal is profit, whether from ad revenue or spectator fees. To that end they would prefer that athletes take risks and keep the audience on edge, rather play a safe and sure strategy. If a tournament lasts for a long time, the presence of consistently strong athletes – crowd favourites – could help hold the viewers’ attention throughout the season. In this case the organiser would want a system that encourages athletes to perform consistently well in every race. In a youth racing league, the focus could be that the drivers finish the race with engines and bodies intact – the goal being that the drivers learn to finish the race, before trying to finish it in record time.¹⁵

Because of this, we want our model of the organiser’s objective to be as general as possible. We assume that in each of the n events, an athlete’s performance in an event i can be assessed as a cardinal quantity, x_i (e.g. finishing time in a race, strokes on a golf course, score in target shooting). The athlete’s aggregate performance is measured by a function $F : \mathbb{R}^n \rightarrow \mathbb{R}$ that maps these n cardinal quantities, $\mathbf{x} = (x_1, \dots, x_n)$, into an overall measure of quality – an aggregation function (Grabisch et al., 2009, 2011). The space of such functions is too vast to be tractable, so we shall narrow it down by imposing four axioms on how a measure of quality should behave.

The first axiom has to do with the measurement of the cardinal qualities x_i . Suppose an athlete competes in the javelin throw, and in the i th round throws a distance of 95 metres. There are two natural ways in which we could record this. The first is to simply set $x_i = 95$, the second is to compare the throw to the current world record of 98.48 and set $x_i = 95 - 98.48 = -3.48$. It would be absurd if the two approaches would rank our athlete differently vis-à-vis the other athletes. Thus we require the condition of **independence of the common zero**, which states that whenever $F(\mathbf{x}) \geq F(\mathbf{y})$, it is also the case that $F(\mathbf{x} + \mathbf{c}) \geq F(\mathbf{y} + \mathbf{c})$, where $\mathbf{c} = (c, \dots, c)$ and the notation $\mathbf{x} + \mathbf{c}$ denotes $(x_1 + c, \dots, x_n + c)$.

The next two axioms deal with the intuition that our aggregation function is intended to measure quality, and hence higher values of x_i , the performance in an individual event, should contribute to a higher level of $F(\mathbf{x})$, the overall quality. The least we could ask for is that if an athlete performs (strictly) better in *every* event, then their overall quality should also be (strictly) higher. This is the condition of **unanimity**, requiring that whenever $x_i \geq y_i$ ($x_i > y_i$) for all i , it is also the case that $F(\mathbf{x}) \geq F(\mathbf{y})$ ($F(\mathbf{x}) > F(\mathbf{y})$).

Next, consider the admittedly odd situation where two javelin throwers, a and b , obtain potentially different results on the first q throws, but throw the javelin the exact same distance as each other in throws $q+1$ through n . For example, let a ’s results on the first three throws be $(94, 90, 89)$, b ’s results – $(93, 93, 92)$, and for the sake of argument let us suppose that F assigns a higher quality to a . It is natural to assume that this decision does not change if throws 4 through 6 are identical. As such, if the complete results are $(94, 90, 89, 70, 94, 90)$ for a and $(93, 93, 92, 70, 94, 90)$ for b , we would still expect F to assign a higher quality to a . This is the property of **separability**, stating that for $\mathbf{x} = (x_1, \dots, x_q)$, $\mathbf{y} = (y_1, \dots, y_q)$, and $\mathbf{z} = (z_{q+1}, \dots, z_n)$, whenever $F(\mathbf{x}) \geq F(\mathbf{y})$, it is also the case that $F(\mathbf{xz}) \geq F(\mathbf{yz})$, where the notation \mathbf{xz} denotes $(x_1, \dots, x_q, z_{q+1}, \dots, z_n)$.

The final condition perhaps has the most bite. We assume that the order of the results does not matter – it should not matter whether an athlete throws 93 in round i and 92 in round q , or vice versa; **anonymity** requires that $F(\mathbf{x}) = F(\pi\mathbf{x})$, for any permutation π . This would have been an innocuous assumption in a political context, where it is standard to assume that all voters are equal, but it is a real restriction in sports as it is entirely natural

for different events to be weighted differently. However, we justify this assumption since the three categories we examine in the next section (IBU World Cup biathlon, PGA TOUR golf, IAAF Diamond League athletics) do not distinguish between their events in scoring.

It turns out that the only continuous solution satisfying these four properties (Moulin, 1991, theorem 2.6, p. 44) is defined with respect to a parameter λ and is the following:¹⁶

$$F_\lambda(\mathbf{x}) = \sum_{i=1}^n u_\lambda(x_i) = \begin{cases} \sum_{i=1}^n \lambda^{x_i}, & \lambda > 1, \\ \sum_{i=1}^n x_i, & \lambda = 1, \\ \sum_{i=1}^n -\lambda^{x_i}, & 0 < \lambda < 1. \end{cases}$$

As an added bonus, F_λ enjoys a version of scale invariance. Since $\lambda^{\alpha x_i} = (\lambda^\alpha)^{x_i}$, it does not matter whether the race is measured in minutes or seconds, provided the organiser adjusts the value of λ accordingly.

The parameter λ can be interpreted as the organiser's preferences for peak performance versus consistency. With $\lambda = 1$, the organiser values consistency and assesses athletes by their average performance. As λ increases, the organiser is more willing to tolerate poor average performance for the possibility of observing an exceptional result, culminating in the lexmax rule as $\lambda \rightarrow \infty$. As λ decreases, the organiser is increasingly concerned about subpar performance, tending to the lexmin rule as $\lambda \rightarrow 0$. Other factors concerning the choice of λ are discussed in Appendix D.3.

We shall thus assume that the organiser assesses the quality of the athletes via F_λ , and wishes to choose a sequence of scores such that the athletes with the highest quality have the highest total score.

Why scoring rules? At this point one may ask, if we have access to the cardinal values x_i , why bother with a scoring rule at all? In a political context, cardinal voting is problematic since voters may not know their utilities exactly, and in any case would have no reason to report them sincerely, but in sport these are non-issues – we can measure x_i directly, and a race protocol is incapable of strategic behaviour. Nevertheless, a cardinal approach has its problems even in sport. In a contest where athletes are operating near the limits of human ability, the cardinal difference between first and second place could be minuscule, and a race decided by milliseconds. On the other hand failing to complete a race, or completing it poorly for whatever reason, would be an insurmountable penalty. Ordinal rankings also allow the comparison of results between different races, while cardinal results would be skewed by external factors like wind, rain, or heat. This can explain why in practice ordinal procedures are more popular.

The advantages of a scoring rule over other ordinal procedures is, in addition to the axiomatic properties discussed before, the fact that if we are interested in maximising a sum of cardinal utilities (such as F_λ), then the optimal voting rule is a scoring rule, provided the utilities are drawn i.i.d. from a distribution symmetric with respect to athletes.

Theorem 12 (Apestequia et al., 2011; Boutilier et al., 2015; Laplace, 1886, p. 277–279). Denote by u_i^a the cardinal quality of athlete a in race i . Denote by $u_i = (u_i^1, \dots, u_i^m)$ the vector of cardinal qualities in race i and $(u_i^{(1)}, \dots, u_i^{(m)})$ its reordering in non-increasing order. Suppose u_1, \dots, u_n are drawn independently and identically from a distribution with a symmetric joint cumulative distribution function (i.e., permutation of arguments does not change the value of this c.d.f.).

Consider a scoring rule with scores equal to the expected value of the corresponding order statistics:

$$s_j = \mathbb{E}[u_i^{(j)}].$$

Then the winner under this scoring rule is the athlete with the highest expected overall quality:

$$\max_a \mathbb{E} \left[\sum_{i=1}^n u_i^a \mid R_1(u_1), \dots, R_n(u_n) \right],$$

where expectation is conditional on $R_i(u_i)$ – the ordinal ranking induced by u_i . If we make the further assumption that the cardinal qualities u_i^a are drawn independently and identically (i.e. we further assume that the performances of athletes in a race are independent) from a distribution with a continuous density function, it is also the case that the total score of a is equal to a 's expected overall quality.

Substituting $u_i^a = \lambda x_i^a$ for $\lambda > 1$, $u_i^a = x_i^a$ for $\lambda = 1$ and $u_i^a = -\lambda x_i^a$ for $0 < \lambda < 1$, it follows that if the organiser wishes to choose a winner based on F_λ , they should use a scoring rule.¹⁷ The **optimal scoring rule** for a given λ can be computed by evaluating $\mathbb{E}[u_i^{(j)}]$ on historical data.

Example 13. In Table 4, we demonstrate how the optimal scoring sequence for the men's 100m sprint could be computed, assuming the only data we have available is from the 2015 IAAF Diamond League. If the organiser values consistent performance ($\lambda = 1$), then $u_i^a = x_i^a$, so by Theorem 12 the score awarded for the first position should equal the expected performance of the first-ranked athlete. Evaluating this on our data, we have $(-0.16 - 0.30 - 0.17 - 0.54 - 0.23 - 0.29)/6 = -0.28$. Repeating the calculations for the remaining positions, the optimal scoring vector is $(-0.28, -0.38, -0.43, -0.46, -0.49, -0.54, -0.60, -0.63)$. If we desire a more visually appealing vector, recall that affinely equivalent scores produce identical rankings, so we can normalise the scores to range from 0 to 100, namely $(100, 73, 59, 49, 42, 27, 11, 0)$.

If the organiser values the chance of exceptional performance more than consistency, then their measure of athlete quality is parameterised by a $\lambda > 1$. The exact value is exogenous to our model, but as a consequence of Theorem 12, λ has a natural numerical interpretation – how much is an extra unit of performance worth? Choosing a $\lambda > 1$ displays a willingness to award an athlete who completes a race with $x+1$ units of performance λ times as many points as the athlete that completes the race with x units. In Table 4 we measure performance in seconds, and one second is a colossal difference in the 100m sprint. Thus choosing a λ as high as 100 seems perfectly reasonable. With $\lambda = 100$, $u_i^a = 100x_i^a$, so the score awarded for the first position ought to be $(100^{-0.16} + 100^{-0.30} + 100^{-0.17} + 100^{-0.54} + 100^{-0.23} + 100^{-0.29})/6 = 0.31$, and the normalised vector is $(100, 51, 34, 26, 20, 11, 5, 0)$.

TABLE 4. Men’s 100m of the IAAF Diamond League 2015

Position	Event: lag behind world record						Optimal scores			
	Doha	Eugene	Rome	New York	Paris	London	$\lambda = 1$	$\lambda = 100$		
1	-0.16	-0.30	-0.17	-0.54	-0.23	-0.29	-0.28	100	0.31	100
2	-0.38	-0.32	-0.40	-0.55	-0.28	-0.32	-0.38	73	0.19	51
3	-0.43	-0.41	-0.40	-0.57	-0.41	-0.34	-0.43	59	0.15	34
4	-0.45	-0.41	-0.48	-0.60	-0.44	-0.38	-0.46	49	0.13	26
5	-0.46	-0.44	-0.49	-0.66	-0.47	-0.40	-0.49	42	0.11	20
6	-0.49	-0.55	-0.50	-0.70	-0.50	-0.49	-0.54	27	0.09	11
7	-0.52	-0.69	-0.50	-0.82	-0.54	-0.50	-0.60	11	0.07	5
8	-0.56	-0.70	-0.56	-0.87	-0.60	-0.51	-0.63	0	0.06	0

Notes: The numbers on the left represent the difference in seconds between the world record (9.58) and the time of the athlete that finished first through eighth. On the right we see the raw and normalised optimal scoring sequence computed on this data for parameters $\lambda = 1$ and $\lambda = 100$.

Parallels to geometric scoring rules. The reader will notice that F_λ bears a resemblance to a geometric scoring rule – for $p, \lambda > 1$ we raise a certain parameter to the power of a measure of performance in a given race (whether cardinal or ordinal), and sum the result across the races.

We arrived at similar results because we started with similar axioms. Scoring rules are characterised by anonymity, neutrality, and electoral consistency (Smith, 1973; Young, 1974, 1975, see Appendix B). Anonymity and neutrality require that scoring rules treat races and athletes equally; in the cardinal setting we impose anonymity directly, and neutrality is implicit in the fact that we use the same F_λ to measure the quality of every athlete. Electoral consistency guarantees that if an athlete is leading in the first q and the last $n - q$ races of the tournament taken separately, then he is also the champion overall. Separability is similar in that it allows us to interpret $F_\lambda(\mathbf{x}) \geq F_\lambda(\mathbf{y})$ as meaning that the first athlete is better in the first q races (\mathbf{x} versus \mathbf{y}) and (weakly) better in the last $n - q$ (\mathbf{z} versus \mathbf{z}), then he is also better overall.

Crucially, independence of the common zero allows us to raise or lower the performance of all athletes by a common c without affecting their relative ranking. It seems that padding the profile above or below with unanimous winners/losers is in some sense the ordinal equivalent of adding c .

Formally, we can show that in the case of a uniform distribution, optimal scores are in fact approximately geometric.

Theorem 14. Let x^1, \dots, x^m be independently and uniformly distributed on $[a, b]$, and $x^{(1)} \geq \dots \geq x^{(m)}$ be their reordering in non-increasing order. As $m \rightarrow \infty$, the optimal scores $s_j = \mathbb{E} \left[\lambda^{x^{(j)}} \right]$ for $\lambda > 1$ and $s_j = \mathbb{E} \left[-\lambda^{x^{(j)}} \right]$ for $0 < \lambda < 1$ converge to geometric scores with parameter $p = \lambda^{\frac{b-a}{m+1}}$.

For $\lambda = 1$ the optimal scoring rule is exactly Borda, which has been known since Laplace (1886, p. 277–279).

In the limit cases of $\lambda \rightarrow \infty$ and $\lambda \rightarrow 0$, the optimal scoring rule tends to generalised plurality and antiplurality for a wide class of distributions.

Theorem 15. Let the number of potential athletes be fixed and finite ($M < \infty$), and for every number m of athletes, $m \leq M$, their performances x_i^1, \dots, x_i^m in each competition i be drawn independently and identically from a distribution on $[a, b]$ such that density function f and its derivative are bounded and continuous.

Suppose b is finite and $f(b) > 0$. Then as $\lambda \rightarrow \infty$, the optimal scores $s_j = \mathbb{E} \left[\lambda^{x_i^{(j)}} \right]$ tend towards (but are never equivalent to) plurality. If, in addition, the number of competitions n is bounded from above and the first $M - 1$ derivatives of f are bounded and continuous, then there exists a finite $\bar{\lambda}$ such that for each $\lambda > \bar{\lambda}$ the optimal scoring rule is equivalent to generalised plurality.

Suppose a is finite, and $f(a) > 0$. Then as $\lambda \rightarrow 0$, the optimal scores $s_j = \mathbb{E} \left[-\lambda^{x_i^{(j)}} \right]$ tend towards (but are never equivalent to) antiplurality. If, in addition, the number of competitions n is bounded from above and the first $M - 1$ derivatives of f are bounded and continuous, then there exists a finite $\underline{\lambda}$ such that for each $0 < \lambda < \underline{\lambda}$ the optimal scoring rule is equivalent to generalised antiplurality.

6. EMPIRICAL EVALUATION

How realistic is our assumption that the organiser assesses athlete performance by the aggregation function F_λ ? We compared the actual scores used in the IBU World Cup biathlon (Figure 1), the PGA TOUR golf, and the IAAF Diamond League athletics (Figure 2). Details about the data and calculations can be found in Appendix D.

We used the following distance measure to find the best approximations. Given a pair of scoring sequences, s_1, \dots, s_m and t_1, \dots, t_m , we first normalise the scores so that $s_1 = t_1 = 1$ and $s_m = t_m = 0$. Then the distance is defined by:

$$(1) \quad d(s, t) = \sqrt{\frac{1}{4(m-2)} \sum_{j \neq z} (s_j - s_z - t_j + t_z)^2}.$$

The factor $1/(4(m-2))$ normalises the distance between plurality and antiplurality to 1. Motivation for such a distance measure can be found in Appendix D.

Actual scores are optimal in biathlon and golf. In the sprint and individual categories of biathlon, the scores used are very closely approximated by the optimal scores for $\lambda = 1$. In the pursuit category $\lambda = 1$ is a passably close fit, but $\lambda = 1.22$ and 1.19 for men and women respectively is much better. For the mass start, the scores for $\lambda = 1$ are completely off the mark, but $\lambda = 1.78$ and 1.69 fit the actual scores well. Geometric scores do a poor job of approximating both the optimal and actual scores, but the prize money is approximately geometric (see Women's Sprint in Figure 1).

In golf (Figure 2) both the actual scores and prize money are closely approximated by $\lambda = 1.41$ (distance 0.092 and 0.073 respectively), while the closest geometric approximation ($p = 1.56$, distance 0.251 and 0.236) does not come close. The good fit of optimal scores in biathlon and golf is perplexing – the focal case of $\lambda = 1$ is not an issue, one can easily imagine that an organiser took a look at the average finishing times when deciding the scores. But

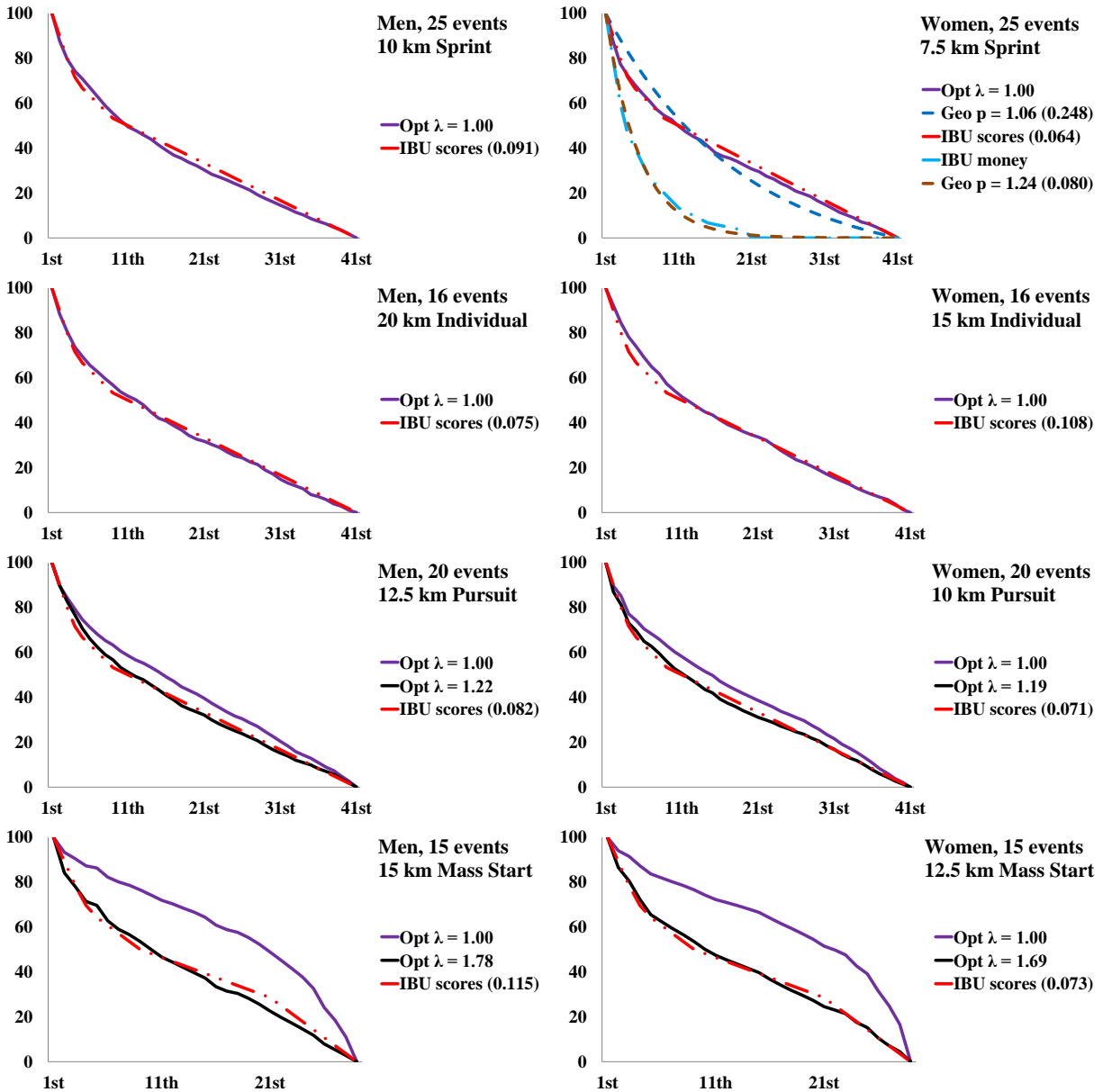


FIGURE 1. Scores and prize money in IBU World Cup biathlon

Notes: Scores and prize money used in 2017/18, 2018/19 and 2019/20 seasons compared with the best approximations by geometric and optimal scores. Since there were only 7 Individual races in the three seasons (these figures can be found in Appendix D), here we present results for 16 Individual races from 2014/15 to 2019/2020 seasons. The x -axis is the position, the y -axis the normalised score. Scores for first position were normalised to 100, for forty-first (or twenty-ninth in the mass start) position to 0. The optimal scores for $\lambda = 1$ (purple solid, higher curve) and $\lambda > 1$ (black solid, lower curve, performance measured in minutes) approximate the actual IBU scores used (red long dash two dots). Observe that the best approximations by $p = 1.06$ (blue dash, higher curve) and $p = 1.24$ (brown dash, lower curve) illustrate that the actual IBU prize money awarded (light blue long dash dot) is close to be geometric, while the optimal scores are not. The approximation distance is in brackets and calculated by formula (1), and denotes the distance to the first curve without brackets above the approximation in the legend.

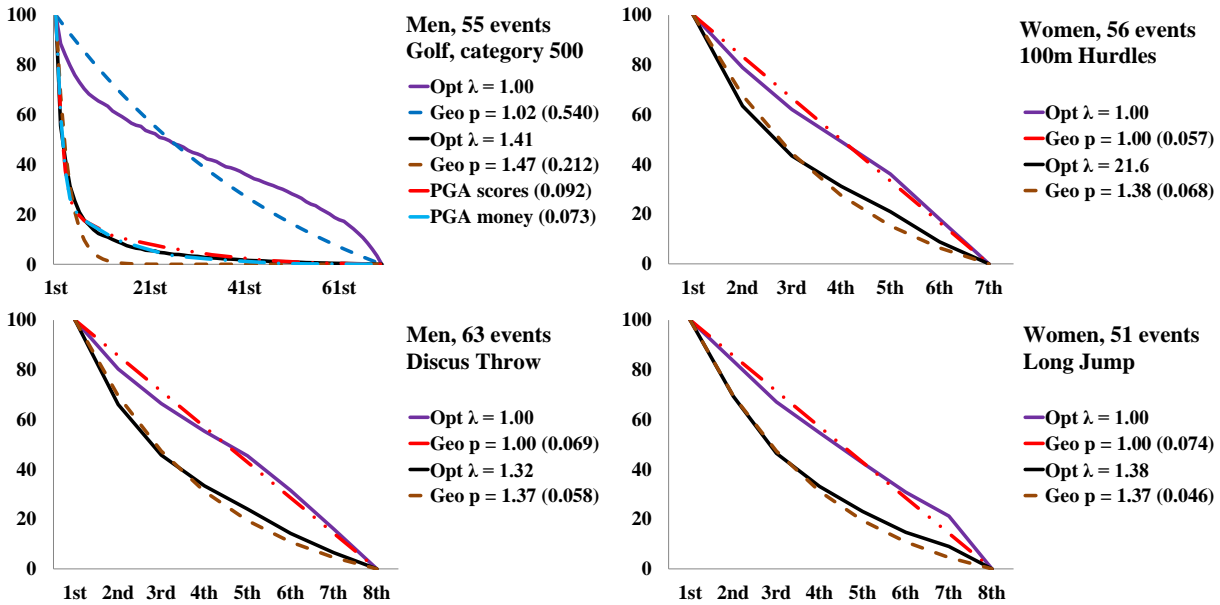


FIGURE 2. Scores in PGA TOUR golf and IAAF Diamond League athletics

PGA: Scores and prize money used in 2017/18 and 2018/19 seasons compared with geometric and optimal scores. The x -axis is the position, the y -axis the normalised score. Scores for first position were normalised to 100, for seventieth position to 0. Observe that the optimal scores for $\lambda = 1$ (purple solid, higher curve) illustrate the concave-convex nature of the performance distribution. The optimal scores for $\lambda = 1.41$ (black solid, lower curve, performance measured in strokes) closely approximate both the actual PGA scores used (red long dash two dots) and prize money awarded (light blue long dash dot). The best approximations by $p = 1.02$ (blue dash, higher curve) and $p = 1.47$ (brown dash, lower curve) illustrate that the optimal scores are far from geometric. The approximation distance is in brackets and calculated by formula (1), and denotes the distance to the first curve without brackets above the approximation in the legend.

IAAF: The optimal scores for three athletic disciplines in 2010–2021 seasons approximated by geometric scores. The x -axis is the position, the y -axis the normalised score. Scores for first position were normalised to 100, for seventh (or eighth) position to 0. The eighth position is excluded to account for the discouragement effect in running (Krumer, 2021). The effect is pronounced in our data, see Appendix D. Observe that the actual Borda scores used since 2017 (geometric $p = 1$, red long dash two dots) closely approximate the optimal scores for $\lambda = 1$ (purple solid, higher curve). The curves for $\lambda > 1$ (black solid, lower curve, performance measured in seconds for running, metres for throw, and decimetres for jump) illustrate how closely other geometric scores (brown dash) can approximate the optimal scores. The approximation distance is in brackets and calculated by formula (1). Figures for all 24 analysed athletic disciplines can be found in Appendix D.

it is at once hard to believe that an organiser decided to raise 1.41 to the average numbers of strokes and sum the results across historical data, or that the similarity of the scores is a matter of chance. One may be tempted to suppose that the optimal scores are sufficiently flexible to approximate *any* curve with the right choice of λ , but that is not the case – if PGA used a geometric sequence with $p = 1.02$, then the best approximation with an optimal scoring rule would be $\lambda = 0.99$, with a distance of 0.538. We discuss this phenomenon in the conclusion.

Optimal scores explain phenomena in golf and biathlon. The resemblance of the scores and prize money in golf to optimal scores with $\lambda = 1.4$ also shed light on empirical phenomena in the sport. A single “race” in golf (called a tournament) consists of four rounds. In a famous study Ehrenberg and Bognanno (1990) find that a golfer who finishes the first three rounds trailing behind the other competitors is likely to perform poorly in the final round. The authors attribute this to the fact that the marginal monetary return on effort spent for a golfer who can expect to rank low is lower than for a golfer who can expect to rank high, which disincentivises those who are trailing from further effort. But why do marginal returns display this behaviour? The authors argue that this is due to the convexity of the prize structure – “the marginal prize received from finishing second instead of third was 4.0 percent of the total tournament prize money, while the marginal prize received from finishing twenty-second instead of twenty-third was 0.1 percent of the total tournament prize money”.

We can now see that there is more to the story. What is key here is not the convexity of the scores per se, but how the scores relate to the distribution of the athletes’ cardinal performance. Intuitively, one can imagine that the convexity of the rewards is offset by the convexity of athlete performance – while climbing from the 2nd to the 1st position will net a larger reward than climbing from the 50th to the 49th, climbing from the 50th to the 49th is a lot easier.

Observe that it is possible for optimal scores with parameter $\lambda = 1$ to be convex (Figure 1), but we argue that had PGA assigned prize money according to $\lambda = 1$, we would not observe the effect of Ehrenberg and Bognanno (1990). Suppose athlete a is performing poorly and knows their final cardinal quality in this race, x_i^a , will be low. The athlete must decide whether to accept x_i^a , or expend the extra bit of effort to finish with $x_i^a + \varepsilon$. By Theorem 12, at the end of all n races a can expect his total earnings to equal his overall quality – the sum of x_1^a, \dots, x_n^a . If the athlete’s performance in the i th race is $x_i^a + \varepsilon$ rather than x_i^a , this will translate to an expected ε extra in prize money, regardless of the value of x_i^a . On the other hand, with $\lambda = 1.4$, the athlete can expect to earn the sum of $1.4^{x_1^a}, \dots, 1.4^{x_n^a}$. By putting in the extra effort he can substitute $1.4^{x_i^a + \varepsilon}$ for $1.4^{x_i^a}$, but the extra money here will very much depend on the value of x_i^a , and we could expect an athlete that is lagging to not expend the extra effort.

Optimal scores also explain the result of Shmanske (2007) and Hood (2008), who observed that golfers with a high variance in the number of strokes earn more than more consistent golfers, even if the mean performance of the consistent golfers is slightly better. The authors attribute this effect to the convexity of the prize money used, but again we claim that such a phenomenon would be absent with $\lambda = 1$, regardless of how convex the prize money distribution may be. As a consequence of Theorem 12, we would expect a golfer’s earnings to be determined *solely* by their average performance. Variance does not enter into the equation. This reaffirms our interpretation of the choice of λ being linked to the organiser’s attitude towards peak performance – by using $\lambda = 1.4$ the organisers of the PGA TOUR are willing to reward inconsistent golfers for the possibility of exceptional performance, even if their mean performance suffers.

In the case of biathlon, we observed that the actual scores used resemble optimal scores with $\lambda = 1$ in the case of the sprint, and $\lambda > 1$ in mass start and pursuit (Figure 1). A recent paper of Gurtler et al. (2022) studied risk-taking in tournaments and in their interpretation athletes used a riskier strategy in mass start and pursuit than in sprint. This agrees with

our interpretation of $\lambda = 1$ as giving athletes an incentive to play a consistent strategy, and $\lambda > 1$ to motivate them to aim for peak performance, even if it involves the risk of finishing poorly.

Geometric scores are optimal in athletics. In Theorem 14 we have shown that with a uniform distribution of athlete performance, the optimal scoring rule is approximately geometric. We can see this phenomenon in the data of the IAAF Diamond League (Figure 2). The actual scoring rule used since 2017 in these events is Borda, which would be the optimal scoring rule for $\lambda = 1$ if the distribution were uniform. In the 24 athletic disciplines studied (see Appendix D), only in 5 was the distance between Borda and $\lambda = 1$ greater than 0.1, and the largest distance was 0.146 (women’s high jump, Figure 6 in the appendix). The distribution of athlete performance is remarkably uniform in most events. Presumably, this is because this is a well-understood sport where athletes perform near the limits of human performance – the athletes are sampled from a very narrow slice of the distribution of possible human performance, and we would expect such a slice to be approximately uniform. To further demonstrate the convergence guaranteed by Theorem 14, we plot hypothetical curves for scores with a higher value of λ , and the best geometric approximation, in Figure 2. Note that even though the theorem states that the rules converge as the number of athletes tends to infinity, the fit is very good even with $m = 7, 8$.

7. CONCLUSION

Scoring rules are omnipresent. They are used in group decisions (Dyer and Miles Jr., 1976), group recommender systems (Masthoff, 2015), meta-search engines, multi-criteria selection, word association queries (Dwork et al., 2001), sports competitions (Stefani, 2011; Csató, 2021b), awarding prizes (Benoit, 1992; Stein et al., 1994; Corvalan, 2018), arbitrator selections (Bloom and Cavanagh, 1986), and even for aggregating results from gene expression microarray studies (Lin, 2010). Many countries use scoring rules in political elections: most of them use plurality, while Slovenia, Nauru and Kiribati use non-plurality scores (Reilly, 2002; Fraenkel and Grofman, 2014).

It is likely that scoring rules are popular because of their simplicity, yet choosing a scoring rule for a specific application is by no means simple. An axiomatic approach simplifies this search by narrowing the scope to the set of rules satisfying a certain combination of properties. In this paper, we establish that:

- Two natural independence axioms reduce the search to a single parameter family – the choice of p determines the scores we need (Theorem 6). To our knowledge, this is the first characterisation of a non-trivial family of scoring rules, rather than a specific rule, in the literature.¹⁸ This family is sufficiently broad: not only does it include a continuum of convex and concave scores, but also three of the most popular scoring rules: the Borda count, generalised plurality (medal count) and generalised antiplurality (threshold rule).
- We demonstrate how the choice of the parameter p is constrained by the presence of other desirable axioms. The majority winner criterion pins down generalised plurality (Theorem 8), top-winner reversal bias – Borda (Theorem 9), and majority loser

– generalised antiplurality (Theorem 11). In Appendix B, we provide a full characterisation of these rules among all ordinal ranking procedures.

- Finally, we consider the choice of p in the context of a sporting competition on historical data. We introduce a model of the organiser’s goal, and derive the optimal scoring rules for biathlon (Figure 1), golf, and athletics (Figure 2). These scores closely resemble the actual scores used by the organisers, and provide an explanation for the phenomena observed by Ehrenberg and Bognanno (1990), Shmanske (2007), and Hood (2008). We see that geometric scoring rules approximate the optimal scores well in events where the distribution of athlete’s performances is roughly uniform (Theorem 14).

Our independence axioms have not received much attention in the literature, perhaps because of how weak they are individually. However, the points incenter (Sitarz, 2013), best-worst (García-Lapresta et al., 2010), and antiplurality scoring rules violate independence of unanimous losers by Proposition 4. In Appendix C, we show that Nanson’s rule (Nanson, 1882; Felsenthal and Nurmi, 2018, p. 21), the proportional veto core (Moulin, 1981), and even certain generalised scoring rules used in practice, such as average without misery (Masthoff, 2015) and veto-rank (Bloom and Cavanagh, 1986), also violate independence of unanimous losers.¹⁹ It would be interesting to see where else these axioms can provide some insight. In the weighted version of approval-based multiwinner voting (Thiele, 1895; Janson, 2018), if we apply independence of always-approved alternatives (analogous to our independence of unanimous winners), we will obtain geometric sequences of scores which include the top- k rule and a refinement of the Chamberlin–Courant rule as particular cases. Similarly, in the weighted version of approval-based single-winner voting (Alcalde-Unzu and Vorsatz, 2009), this axiom will lead to geometric sequences of scores which include approval voting and a refinement of plurality as particular cases. Recently, Brandl and Peters (2022, theorem 9) characterised approval voting by independence of never-approved alternatives (analogous to our independence of unanimous losers).

Future directions. The most striking empirical finding in this paper is the close agreement of optimal scoring rules and the scores used in practice. The case of $\lambda = 1$ could be explained away – it is not a stretch to imagine that an organiser decided to look at average times when deciding on a scoring vector. It is less credible to suppose that an organiser decided to raise λ to the power of the result, and take the sum of the outcomes, especially if λ takes on seemingly random values like 1.22 and 1.78. To make things worse, consider that the IBU uses only two scoring vectors for eight categories (Figure 1); the vectors are optimal in each case, but for different values of λ (indeed, different values for men and women). We suspect there is some empirical process going on that causes athlete’s results to converge to the scoring vector over time. This is a possibility that should be explored.

The problem of rank aggregation arises in many contexts, but historically the field was largely viewed through the lens of political elections. As a consequence the assumption that we should treat candidates and voters equally – neutrality and anonymity – generally goes unquestioned. In a sporting context both are much more demanding suppositions (Stefani, 2011; Csató, 2020, 2022). Anonymity demands that we weigh every race equally, while there are compelling reasons why we might want to place greater weight on some events than others – perhaps to recognise their difficulty, or to modulate viewer interest over the course of the

championship. Relaxing anonymity raises the question of how we can axiomatise weighted counterparts of geometric scoring rules, and whether our independence axioms can provide additional insight on non-anonymous rules. Neutrality may be perfectly natural when it comes to ranking athletes, but the assumption of symmetric a priori performance of athletes in Theorem 12 is a strong one. Clearly some athletes can be expected to perform better than others (Broadie, 2012), and even the mere presence of an exceptional athlete can be enough to change the performance of the competitors (Brown, 2011). It would be interesting to see what the optimal ranking rule would be in a more general setting.

Another peculiar feature of many sporting events is that both points and prize money are awarded after each event, and the principles governing the two could be very different. We have seen that, while in golf the scores and prize money are almost identical (Figure 2), in biathlon the two are completely different (Figure 1). This can lead to the phenomenon where the athlete that earns the most money is not, in fact, the champion.²⁰ It would be interesting to see whether such incidents could be avoided, as well as what are other desirable features of prize structures. It does not appear that the axiomatic approach has been applied to prize structures, barring the recent works of Dietzenbacher and Kondratev (2022) and Petróczy and Csató (2021).

This paper was motivated by sports, where extreme results are valued, so we had little to say about concave geometric rules ($0 < p \leq 1$). An area where they may be of interest is group recommendation systems, where one of the guiding principles is balance between achieving high average utility in the group, and minimising the misery of the least happy member. It is easy to see that Borda ($p = 1$) maximises rank-average utility, while generalised antiplurality ($p \rightarrow 0$) minimises the misery of the least happy member. It is natural to suppose that rules with $0 < p < 1$ will find a middle ground between these two extremes, and it would be interesting to compare them to other procedures for achieving balance, such as average without misery (Masthoff, 2015), the Nash product (Dyer and Miles Jr., 1976; Airiau et al., 2019), or veto-based approaches (Ianovski and Kondratev, 2021).

NOTES

1. After the disqualification of Glazyrina, the IBU eventually decided to award the 2014/15 Pursuit Globe to both Domracheva and Mäkäräinen (<https://biathlonresults.com>). While this keeps both athletes happy, it is clearly an ad-hoc solution. In November 2021, another biathlete (Olga Zaitseva) was disqualified. Mäkäräinen is again the victim, and after the score recount would have lost the 2013/14 Big Crystal Globe to Tora Berger. Again, the IBU decided to recognise both Berger and Mäkäräinen as the total score winners (<https://web.archive.org/web/20220114020227/https://www.biathlonworld.com/news/berger-makarainen-total-score/7JONQpUehHSZGX6ucrwn0x>). Perhaps this approach will become the new normal. We refer to Wright (2014) and Kendall and Lenten (2017), for surveys of where other sporting rules led to unintended consequences.
2. If we want not to determine an aggregate ranking but only to select a single winner, then unanimity and independence of irrelevant alternatives still lead to dictatorship – it follows from a more general result of Dutta et al. (2001, theorem 1).
3. The approach in this paper is axiomatic. We want a ranking rule that always satisfies a certain notion of independence, and mathematical impossibilities force us to relax the notion until it is weak enough to be compatible with other desirable properties. This is not the only way to approach the problem. For example, we might accept that we cannot have independence all of the time, and instead look for a rule that will satisfy independence most of the time. Gehrlein et al. (1982, theorem 1), in that framework, show that

under the impartial culture assumption (i.e. when all rankings are equally probable), the scoring rule most likely to select the same winner before and after a random candidate is deleted is Borda.

4. Independence of winners/losers is also known as local stability (Young, 1988) and local independence of irrelevant alternatives. Independence of losers is also known as independence of bottom alternatives (Freeman et al., 2014).
5. Generalised plurality is also known as lexicographic ranking or the Olympic medal count (Churilov and Flitman, 2006); generalised antiplurality – as the threshold rule (Aleskerov et al., 2010).
6. Despite their natural formulation, geometric scoring rules have received very little attention to date. Recently we have discovered the characterisation of Fine and Fine (1974, theorem 4.3), which is almost identical to our Theorem 6, but it does not appear that anyone noticed this in the subsequent literature. The independence axioms of Fine and Fine (1974) do not require the ranking of a unanimous winner first and a unanimous loser last, as our axioms do, but instead their definition of scoring rules directly requires non-decreasing scores. Phillips (2014) independently used geometric sequences to approximate Formula One World Championship scores, and Laplace suggested scoring with the sequence $2^{m-1}, 2^{m-2}, \dots, 1$ (Daunou, 1995, p. 261–263), i.e. a geometric scoring rule with $p = 2$. Laplace’s motivation was that if we suppose that a voter’s degree of support for a candidate ranked j th can be quantified as x , then we cannot say whether the voter’s support for the $(j + 1)$ th candidate is $x - 1, x - 2$, or any other smaller value. As such, he proposed to take the average, or $x/2$. The recent work of Csató (2021a), answering a question posed by an earlier version of this paper, investigates geometric scoring rules in the context of the threat of early clinch in Formula One racing.
7. Observe that for any fixed number of races n , choosing a $p \geq n$ will guarantee that no amount of $(j + 1)$ th places will compensate for the loss of a single j th place – this rule will be precisely generalised plurality. Likewise, choosing $p \leq 1/n$ will give us generalised antiplurality. By including these rules in the family of geometric scoring rules, all we are asserting is that the organiser is allowed to choose a different value of p if the length of the tournament, n , changes.
8. Bernie Ecclestone justified the medal system as follows:

The whole reason for this was that I was fed up with people talking about no overtaking. The reason there’s no overtaking is nothing to do with the circuit or the people involved, it’s to do with the drivers not needing to overtake.
If you are in the lead and I’m second, I’m not going to take a chance and risk falling off the road or doing something silly to get two more points.
If I need to do it to win a gold medal, because the most medals win the world championship, I’m going to do that. I will overtake you.

From: <https://web.archive.org/web/20191116144110/https://www.rte.ie/sport/motorsport/2008/1126/241550-ecclestone/>

9. To win the championship for sure, an athlete must come first in more than $n(s_1^m - s_m^m)/(2s_1^m - s_2^m - s_m^m)$ races; see Kondratev and Nesterov (2020, theorem 10) and Baharad and Nitzan (2002, theorem 1).
10. The organisers of Formula One World Championship have produced a study comparing historical results to the hypothetical outcome had Ecclestone’s medal system been used (https://web.archive.org/web/20100106134601/http://www.fia.com/en-GB/mediacentre/pressreleases/f1releases/2009/Pages/f1_medals.aspx). While such comparisons should be taken with a grain of salt, since they do not take into account the fact that athlete’s strategies would have been different under a different scoring system, it is nevertheless interesting that they find that 14 championships would have been shorter, while 8 would have been longer.

In a recent work, Csató (2021a) examines the trade-off between reducing the likelihood of an athlete winning the championship without coming first in any race, and delaying the point at which the championship is decided. The author compares the historic Formula One scoring schemes and geometric scoring rules on a synthetic dataset, and finds that the current Formula One system is indeed on the Pareto frontier.

11. Gärdenfors (1973) introduces duality (the most demanding variant of reversal bias, also known as inversion and reversal symmetry) and verifies it for different modifications of the Borda rule. Morkeliūnas (1977) studies interrelations between variants of neutrality, independence, and duality. Fine and Fine (1974, theorem 4.2) and Llamazares and Peña (2015, corollary 5) independently describe the scoring rules that satisfy inversion and reversal symmetry. Saari and Barney (2003, theorem 1) describe the scoring rules that are invulnerable to different variants of the reversal bias paradox but omit the formal proof.

Similar axioms are studied in the case of single-winner (as opposed to ranking) rules (Morkeliūnas, 1982; Fishburn, 1973, p. 157). Heckelman and Ragan (2021, theorem 4) characterise the scoring rules that satisfy duality (invertibility in their terminology). However, the set of axioms in their characterisation is not complete. For instance, for the case of four candidates, a generalised scoring rule with the Borda vector in the first round and $(2, 1, 1, 0)$ vector in the second round satisfies all their axioms, but is not even a scoring rule. Their characterisation will become correct if we add, for instance, an axiom of continuity introduced by Young (1975).

12. In addition to using inversion instead of top-winner reversal bias to characterise the Borda rule, the independence axioms of Fine and Fine (1974) do not require the ranking of a unanimous winner first and a unanimous loser last, as our axioms do, but instead their definition of scoring rules directly requires non-decreasing scores.

In this paper we consider Borda, and all other scoring rules, as ranking rules – they produce an ordering of the athletes from best to worst. If we are only interested in the version of Borda that selects the winner(s), then a difficult to find paper of Morkeliūnas (1982) presents a characterisation of the Borda rule using variants of duality and independence of unanimous losers. Heckelman and Ragan (2021, theorem 5) rediscovered the characterisation, but used a more demanding axiom than the duality of Morkeliūnas (1982) and additionally required an axiom of positive responsiveness. Moreover, the proof of Heckelman and Ragan relies on their theorem 4, which requires additional axioms, as we have shown in the previous note.

13. Llamazares and Peña (2015, corollary 4) and Kondratev and Nesterov (2020, theorem 10) provide equivalent characterisations of the scoring rules that never rank the majority loser first (in their notation, immune to the absolute loser paradox, and satisfy the majority loser criterion, respectively).
14. Theoretical frameworks where the best scoring rule was found to be different from Borda, plurality, and antiplurality are rare indeed. Some examples include Lepelley (1995), Lepelley et al. (2000, 2018), Cervone et al. (2005), Sitarz (2013), Kamwa (2019), Diss et al. (2021) and Kilgour et al. (2022).

15. We have previously mentioned that Bernie Ecclestone is outspoken about the need of a ranking system that motivates racers to overtake in every race. For contrast, in the Tour de France the prize for the most aggressive athlete – the *prix de la combativité* – is relatively unknown, while the most prestigious award is the Yellow Jersey, awarded to the athlete with the best overall time.

The Castrol Toyota Racing Series positions itself as incubating the next generation of racing talent, and the competitors tend to be very young. The 2018 season consisted of 14 drivers, and the score for the fourteenth position was 24. The winner was Robert Shwartzman with a total score of 916. Richard Verschoor came second with 911, but failed to complete the third race (and thus got no points). Had Verschoor finished in any position whatsoever, he would have taken the championship.

16. Our version of the separability axiom implies Moulin’s (1991) separability; this argument is well known, see e.g. lemma 18 in Kothiyal et al. (2014).
17. The theorem statements of Apestegui et al. (2011, theorem 3.1) and Boutilier et al. (2015, theorem 4.2) assume that all values u_i^a are non-negative, but the proofs work for any value of u_i^a .
18. Chebotarev and Shamis (1998) provide an extensive overview of previous axiomatisations of scoring rules. While there have been many relaxations of independence in the literature, e.g., independence of Pareto-dominated alternatives or reduction principle by Luce and Raiffa (1957, p. 288) and Fishburn (1971, 1973, p. 148), and independence of clones by Tideman (1987), for scoring rules they rarely led to positive results. Richelson (1978) proved that plurality is the only scoring rule that satisfies independence of Pareto-dominated alternatives, Ching (1996) generalised it by dropping one of the redundant axioms, and for a more general

framework Morkeliūnas (1982) proved a theorem which implies the results of Richelson and Ching as corollaries. Öztürk (2020, theorems 1, 2) showed that plurality is the only scoring rule that satisfies weaker versions of independence of clones. Borda’s rule is the only scoring rule that satisfies a modified independence defined by Maskin (2020).

19. Recently, Barberà and Coelho (2022) showed that the shortlisting procedure (de Clippel et al., 2014) and the voting by alternating offers and vetoes scheme (Anbarci, 1993) violate independence of unanimous losers.
20. In the PGA TOUR, the winner of the 2018 FedEx cup was Justin Rose, while the money leader was Justin Thomas, with 8.694 million to Rose’s 8.130 (<https://web.archive.org/web/20200318190006/https://www.pgatour.com/news/2018/10/01/2018-2019-pga-tour-full-membership-fantasy-rankings-1-50.html>, <https://web.archive.org/web/20180924033715/https://www.pgatour.com/daily-wrapup/2018/09/23/tiger-woods-wins-2018-tour-championship-justin-rose-wins-fedexcup-playoffs.html>).

APPENDIX A. PROOFS

Proposition 4. A scoring rule satisfies independence of unanimous losers if and only if $s_1^m > \dots > s_m^m$, and the scores for k athletes, s_1^k, \dots, s_k^k , are affinely equivalent to the first k scores for m athletes, s_1^m, \dots, s_m^m , for all $k < m \leq M$.

A scoring rule satisfies independence of unanimous winners if and only if $s_1^m > \dots > s_m^m$ and the scores for k athletes, s_1^k, \dots, s_k^k , are affinely equivalent to the last k scores for m athletes, $s_{m-k+1}^m, \dots, s_m^m$, for all $k < m \leq M$.

Proof. The result follows from theorem 1 of Fishburn (1981) – that if two scoring vectors are not affinely equivalent, then there exists a profile at which they lead to different rankings. We provide an independent, constructive proof.

The “if” part is straightforward. Let us prove the “only if” part.

Step one: That the scores are strictly decreasing.

For a fixed $k < m \leq M$, consider a profile P_k consisting of just one race, $a_1 \succ \dots \succ a_k$. By independence of unanimous losers, a_k must come last, so $s_k^k < s_j^k$ for all $j < k$. Moreover, the ranking of a_1, \dots, a_{k-1} must be the same as the ranking in the profile P_{k-1} with the single race $a_1 \succ \dots \succ a_{k-1}$. By independence of unanimous losers, a_{k-1} must come last in P_{k-1} , so a_{k-1} must come second-to-last in P_k , and thus $s_{k-1}^k < s_j^k$ for all $j < k-1$. By repeating this argument we establish that $s_1^k > \dots > s_k^k$ for all $k \leq m$.

Step two: That the scores for k athletes are affinely equivalent to the first k scores for m athletes.

For a fixed $k < m \leq M$, consider s_1^m, \dots, s_k^m and s_1^k, \dots, s_k^k . Let $\alpha = (s_1^m - s_2^m)/(s_1^k - s_2^k)$ and $\beta = (s_1^k s_2^m - s_2^k s_1^m)/(s_1^k - s_2^k)$. Observe that the scores $\alpha s_1^k + \beta, \dots, \alpha s_k^k + \beta$ are affinely equivalent to s_1^m, \dots, s_k^m , and moreover:

$$\begin{aligned} \alpha s_1^k + \beta &= \frac{s_1^m - s_2^m}{s_1^k - s_2^k} s_1^k + \frac{s_1^k s_2^m - s_2^k s_1^m}{s_1^k - s_2^k} = \frac{s_1^m s_1^k - s_1^m s_2^k}{s_1^k - s_2^k} = s_1^m, \\ \alpha s_2^k + \beta &= \frac{s_1^m - s_2^m}{s_1^k - s_2^k} s_2^k + \frac{s_1^k s_2^m - s_2^k s_1^m}{s_1^k - s_2^k} = \frac{s_2^m s_1^k - s_2^m s_2^k}{s_1^k - s_2^k} = s_2^m. \end{aligned}$$

For convenience, we write $t_j = \alpha s_j^k + \beta$ for $j = 3, \dots, k$. It remains to show that $t_j = s_j^m$ for $j = 3, \dots, k$ to prove that the scores are affinely equivalent.

Suppose for contradiction that $t_j > s_j^m$ for some j (the case where $t_j < s_j^m$ is analogous).

Choose integers $n_2 > 0$ and n_1 such that:

$$(2) \quad \frac{s_2^m - t_j}{s_1^m - s_2^m} < \frac{n_1}{n_2} < \frac{s_2^m - s_j^m}{s_1^m - s_2^m}.$$

Let $n = |n_1| + n_2$. Construct a profile with $3n$ races and m athletes as follows.

If $n_1 \leq 0$, then in $|n_1|$ races a has position 1 and b has position 2. In n_2 races a has position 1 and b has position j . In n races a has position 2 and b has position j . In $-n_1$ races a has position j and b has position 2. In $n + n_1$ races a has position j and b has position 1.

If $n_1 > 0$, then in n races a has position 1 and b has position j . In n_2 races a has position 2 and b has position j . In n_1 races a has position 2 and b has position 1. In n races a has position j and b has position 1.

In both cases there are $m - k$ athletes who come last in the order $a_{k+1} \succ \dots \succ a_m$ in every race, and the other athletes are ranked arbitrarily.

Observe that in a profile so constructed athlete a finishes n times in positions 1, 2, j . Athlete b finishes first $n + n_1$ times, second $|n_1| - n_1$ times, and j -th $n + n_2$ times. The total score of a is thus $ns_1^m + ns_2^m + ns_j^m$ and the total score of b is $(n + n_1)s_1^m + (|n_1| - n_1)s_2^m + (n + n_2)s_j^m$. The difference between the total scores of a and b is $(n_2s_2^m - n_2s_j^m) - (n_1s_1^m - n_1s_2^m)$, which is positive by formula (2). Thus, a beats b .

Now suppose we drop a_{k+1}, \dots, a_m from the races. In the new race, a attains $S_a = ns_1^k + ns_2^k + ns_j^k$ points, and b attains $S_b = (n + n_1)s_1^k + (|n_1| - n_1)s_2^k + (n + n_2)s_j^k$. Clearly, $S_a - S_b > 0$ if and only if $\alpha S_a + 3n\beta - (\alpha S_b + 3n\beta) > 0$, so we multiply both totals by α and add $3n\beta$. We obtain $ns_1^m + ns_2^m + nt_j$ for a , and $(n + n_1)s_1^m + (|n_1| - n_1)s_2^m + (n + n_2)t_j$ for b . This gives us a difference of $(n_2s_2^m - n_2t_j) - (n_1s_1^m - n_1s_2^m)$, which is negative by (2), meaning that dropping the unanimous losers made b overtake a .

The argument for independence of unanimous winners is analogous. \square

Proposition 7. For any $p < \infty$, there exist n, m , and a profile with n races and m athletes where the overall winner does not come first in any race.

Proof. We proceed by cases on the value of p .

Case one: $p < 1$.

Consider a profile of $n = m - 1$ races, $m \geq 3$, where athlete a comes second in every race, and has a total score of $(m - 1)(1 - p^{m-2})$. Every other athlete comes first, third, fourth, and so on, exactly once. This gives them a total score of $1 - p^{m-1} + 1 - p^{m-3} + \dots + 1 - 1 = m - 1 - p^{m-1} - (p^{m-2} - 1)/(p - 1)$. We want to show that the difference between the total scores of a and every other athlete is positive, which is true if and only if:

$$\begin{aligned} (m - 1)(1 - p^{m-2}) &> m - 1 - p^{m-1} - \frac{p^{m-2} - 1}{p - 1}, \\ -mp^{m-2} + p^{m-2} + p^{m-1} + \frac{p^{m-2} - 1}{p - 1} &> 0, \\ mp^{m-1} - mp^{m-2} - p^m + 1 &> 0. \end{aligned}$$

If we take the derivative with respect to p , we get $m(m - 1)p^{m-2} - m(m - 2)p^{m-3} - mp^{m-1}$ that has the same sign as $(m - 1)p - (m - 2) - p^2$. This is a parabola with vertex at $p = (m - 1)/2$ and roots at 1, $m - 2$. Thus for $0 \leq p < 1$, this is a monotonely decreasing

function, reaching a minimum as $p \rightarrow 1$. At $p = 1$, $m \cdot 1^{m-1} - m \cdot 1^{m-2} - 1^m + 1 = 0$, so for the relevant values of p the difference is positive.

Case two: $p = 1$.

Consider the profile of case one. Athlete a has a total score of $(m-1)(m-2)$ while the other athletes $(m-1) + (m-3) + \dots + 1 = m-1 + (m-3)(m-2)/2$. We want to show that the difference between the total scores is positive:

$$\begin{aligned} (m-1)(m-2) &> m-1 + \frac{(m-3)(m-2)}{2}, \\ m^2 - 3m + 2 &> m-1 + \frac{m^2 - 5m + 6}{2}, \\ m^2 - 3m &> 0. \end{aligned}$$

Which is true for $m \geq 4$.

Case three: $p > 1$.

Consider the profile of case one, but with $m > p^2/(p-1)$. Athlete a has a total score of $(m-1)p^{m-2}$, the other athletes $p^{m-1} + p^{m-3} + \dots + 1 = p^{m-1} + (p^{m-2} - 1)/(p-1)$. We want to show that the difference is positive:

$$\begin{aligned} (m-1)p^{m-2} &> p^{m-1} + \frac{p^{m-2} - 1}{p-1}, \\ mp^{m-2} - p^{m-2} - p^{m-1} - \frac{p^{m-2} - 1}{p-1} &> 0, \\ mp^{m-1} - mp^{m-2} - p^m + 1 &> 0, \\ mp^{m-2}(p-1) - p^m + 1 &> 0. \end{aligned}$$

Since we assumed that $m > p^2/(p-1)$:

$$mp^{m-2}(p-1) - p^m + 1 > p^{m-2}p^2 - p^m + 1 > 0.$$

□

Theorem 8. Generalised plurality is the only generalised scoring rule that satisfies independence of unanimous winners and always ranks the majority winner first.

Proof. That generalised plurality satisfies the majority criterion and independence of unanimous winners is straightforward. We shall prove the other direction.

Suppose a generalised scoring rule satisfies independence of unanimous winners and the majority criterion. Fix any $k \leq M$. We proceed by induction on rounds r .

Inductive hypothesis: Suppose for all $l < r$, in the l th round the scores are 1 for the first l positions and 0 elsewhere. We will show that in the r th round the scores $(s_1^{k,r}, \dots, s_k^{k,r})$ must rank the candidates that made it to the r th round in exactly the same order as

$$\left(\overbrace{1, \dots, 1}^r, \overbrace{0, \dots, 0}^{k-r} \right).$$

For the base case we choose $r = 0$, which is satisfied trivially.

In the r th round we are concerned with those candidates that were tied in the first $r-1$ rounds, and thus have exactly the same number of first places, second places, through to $(r-1)$ th places. If $r = k$ we have a perfect tie, and there is nothing more we can do with scoring rules. Thus, we can assume that $1 \leq r \leq k-1$.

Since the relevant candidates have the same number of l th places for all $l < r$, we can without loss of generality assume that $s_1^{k,r} = \dots = s_r^{k,r}$, since the first $r - 1$ scores will not change the relative total scores in any way. For convenience, we write $s_j = s_j^{k,r}$ for $j = 1, \dots, k$.

Step one: We shall first show that $s_r > s_j$, for all $j > r$.

Consider a profile consisting of one race, $a_1 \succ \dots \succ a_k$. By the inductive hypothesis, it is clear that the candidates that made it to the r th round are $\{a_r, \dots, a_k\}$. By repeatedly applying independence of unanimous winners, it follows that the aggregate ranking must be $a_1 \succ \dots \succ a_k$, so a_r must be ranked first among the remaining candidates. It follows that $s_r \geq s_j$ for all $j > r$.

A round with all scores equal is redundant. Hence, without loss of generality, assume $s_r > s_z$ for some $z > r$.

If $r = k - 1$, the scores must be affinely equivalent to $(1, \dots, 1, 0)$, and we are done. Assume then that $r < k - 1$.

Suppose for contradiction $s_r = s_j$ for some $j > r$. Consider a profile consisting of three races. In all three races a_l , for $l < r$, is ranked in position l . In two races a_r is ranked in position r and a_j in position j . In one race a_r is ranked in position z and a_j in position j . Since neither a_j nor a_r have any l th positions for $l < r$, they have made it through to round r . The difference between the total scores of a_j and a_r is positive, $3s_j - 2s_r - s_z = s_r - s_z$. Thus, a_j beats a_r . However, by applying independence of unanimous winners $r - 1$ times we can delete a_1 through a_{r-1} without changing the relative ranking of the remaining candidates, but at that point we run into a contradiction because a_r is now the majority winner and should be ranked first. Hence, $s_r > s_j$ for all $j > r$.

Step two: Next, we will show that all other scores are equal.

Suppose for contradiction $s_j > s_z$ for some $j, z > r$. Choose an integer $n > (s_r - s_j)/(s_j - s_z) > 0$. Consider a profile consisting of $2n + 1$ races. As before, the candidates $a_1 \succ \dots \succ a_{r-1}$ hold the first $r - 1$ positions in all races, meaning a_j and a_r have made it to round r . In $n + 1$ races a_r has position r and a_j has position j . In n races a_r has position z and a_j has position r . The difference between the total scores of a_j and a_r is positive, $ns_r + (n + 1)s_j - (n + 1)s_r - ns_z = s_j - s_r + n(s_j - s_z) > 0$. Again we apply independence of unanimous winners and find a contradiction that a_j beats the majority winner a_r . It must follow that, $s_j = s_z$ for all $j, z > r$ and the scores (s_1, \dots, s_k) are affinely equivalent to

$$\left(\overbrace{1, \dots, 1}^r, \overbrace{0, \dots, 0}^{k-r} \right). \quad \square$$

Theorem 9. Borda is the unique scoring rule that satisfies top-winner reversal bias and one of independence of unanimous winners or independence of unanimous losers.

Proof. That Borda satisfies independence of unanimous losers follows from Theorem 6. Let us show that the rule satisfies top-winner reversal bias. For a race, if an athlete a gets $s_j^k = k - j$ points, then for the reversed result of the race the athlete gets $j - 1 = k - 1 - (k - j)$ points. Hence, for a profile with n races, if a gets S_a total points, then for the reversed profile the athlete gets $(k - 1)n - S_a$ total points. Thus, for a profile, if an athlete is the unique winner and has a higher total score than every other athlete, then for the reversed profile this athlete has a lower total score than every other athlete. We shall show that it is the only scoring rule which has these properties.

Suppose a scoring rule satisfies independence of unanimous losers and top-winner reversal bias. We proceed by induction on the number of athletes k .

Inductive hypothesis: Suppose that for $k - 1$ athletes the scores are $(k - 2, \dots, 1, 0)$. We will show that for k athletes the scores must be affinely equivalent to $(k - 1, \dots, 1, 0)$.

In the base case $k = 2$, and the only scoring rule which satisfies independence of unanimous losers has scores affinely equivalent to $(1, 0)$.

Consider $k \geq 3$. By Proposition 4, the scores for k athletes must be affinely equivalent to $(k - 1, \dots, 2, 1, s_k)$, with $s_k < 1$.

If $s_k = 0$, we are done. We will consider the two cases $s_k > 0$ and $s_k < 0$, and show that both lead to contradiction.

Case one: $s_k > 0$

Consider a profile consisting of $2(k - 1)$ races. In $k - 1$ races a_1 finishes first and every other a_j finishes once at every position except for the first position. In the other $k - 1$ races the reverse is true – a_1 always finishes last and every other a_j finishes once at every position except for the last position. The total score of a_1 is thus $(k - 1)^2 + (k - 1)s_k$. The total score of every other a_j is $k - 2 + \dots + 1 + s_k + k - 1 + \dots + 1 = (k - 1)^2 + s_k$ which is less than the total score of a_1 . For the reversed profile the total scores are the same. Hence, a_1 wins in both profiles which contradicts top-winner reversal bias.

Case two: $s_k < 0$

We consider subcases based on whether k is odd or even.

Subcase one: k is odd.

Consider a profile consisting of $k - 1$ races. Athlete a_1 always finishes in the middle position $(k + 1)/2$, and every other a_j finishes once at every position except this middle position. The total score of a_1 is thus $(k - 1)^2/2$. The total score of every other a_j is $k - 1 + \dots + 1 + s_k - (k - 1)/2 = (k - 1)^2/2 + s_k$ which is less than the total score of a_1 . For the reversed profile the total scores are the same, contradicting top-winner reversal bias.

Subcase two: k is even.

Consider a profile consisting of $2(k - 1)$ races. In $k - 1$ races a_1 finishes in position $k/2$ and every other a_j finishes once at every position except the position $k/2$. The result of other $k - 1$ races is the reverse – a_1 always finishes in position $(k + 2)/2$ and every other a_j finishes once at every position except position $(k + 2)/2$. The total score of a_1 is thus $(k - 1)^2$. The total score of every other a_j is $2(k - 1 + \dots + 1 + s_k) - k/2 - (k - 2)/2 = (k - 1)^2 + 2s_k$ which is less than the total score of a_1 . For the reversed profile the total scores are the same, again contradicting top-winner reversal bias.

Both cases lead to contradiction. Hence, $s_k = 0$ and we get the Borda scores for k athletes.

The proof of the case of independence of unanimous winners is analogous. \square

Theorem 10. Geometric scoring rules with parameter $0 < p \leq 1$ are the only scoring rules that satisfy independence of unanimous winners and independence of unanimous losers and never rank the majority loser first.

To prove the theorem we will exploit the following auxiliary statement.

Claim 16. For each $k \geq 3$ and $p > 0$, the function below is strictly increasing in p :

$$(k - 2)p^k - kp^{k-1} + kp - k + 2.$$

Proof. Let us check the first order condition:

$$\begin{aligned}(k-2)kp^{k-1} - k(k-1)p^{k-2} + k &> 0, \\ (k-2)p^{k-1} - (k-1)p^{k-2} + 1 &> 0.\end{aligned}$$

To see that the above inequality is true for all $p \neq 1$, consider the second derivative:

$$\begin{aligned}(k-2)(k-1)p^{k-2} - (k-1)(k-2)p^{k-3} \\ = (k-2)(k-1)p^{k-3}(p-1),\end{aligned}$$

This is negative for $0 < p < 1$ and positive for $p > 1$. Thus the first derivative is decreasing before hitting 0 at $p = 1$, after which it increases – meaning the first derivative is positive for all $p \neq 1$. \square

Proof of Theorem 10. By Theorem 6, we can restrict our attention to geometric scoring rules. We proceed by cases on the value of p .

Case one: $p < 1$.

The scores are $1 - p^{k-1}, \dots, 1 - p, 1 - 1$. The average total score is

$$\frac{n(k-1-p-p^2-\dots-p^{k-1})}{k} = n \left(1 - \frac{1-p^k}{k(1-p)} \right).$$

A majority loser gets zero points in more than half of the races and hence has a total score lower than $(1-p^{k-1})n/2$. We will show that this is lower than the average total score, and thus the majority loser cannot be ranked first. We wish to show:

$$\begin{aligned}\frac{n(1-p^{k-1})}{2} &< n \left(1 - \frac{1-p^k}{k(1-p)} \right), \\ k(1-p)(1-p^{k-1}) &< 2k(1-p) - 2(1-p^k), \\ k - kp^{k-1} - kp + kp^k &< 2k - 2kp - 2 + 2p^k, \\ (k-2)p^k - kp^{k-1} + kp - k + 2 &< 0.\end{aligned}$$

This is precisely the function from Claim 16. At $p = 1$ the function is 0, and elsewhere it is increasing, thus it must be negative for $0 < p < 1$.

Case two: $p = 1$.

The scores are $k-1, \dots, 1, 0$. Any majority loser gets zero points in more than half the races and hence has a total score lower than $(k-1)n/2$, which equals to the average total score. This fact was the motivation behind Borda's proposal of his voting system.

Case three: $p > 1$.

The scores are $p^{k-1}, \dots, p, 1$. For each $k \geq 3$, we can construct a counterexample profile consisting of $2n_k(k-1) + 1$ races. In $n_k(k-1)$ races athlete a_k finishes first and every other a_j finishes n_k times at every position except for the first position. In the other $n_k(k-1)$ races the reverse is true – a_k always finishes last and every other a_j finishes n_k times at every position except for the last position. In the final race the ranking is a_1, \dots, a_k . This will guarantee that a_1 is the highest scoring athlete out of a_1, \dots, a_{k-1}

We will show that for a large enough n_k , the total score of the majority loser a_k is higher than the total score of a_1 , the best of the other athletes. We wish to show:

$$\begin{aligned} n_k(k-1)(p^{k-1}+1)+1 &> n_k(p+1)(p^{k-2}+\dots+1)+p^{k-1}, \\ n_k\left((k-1)(p^{k-1}+1)-\frac{(p+1)(p^{k-1}-1)}{p-1}\right) &> p^{k-1}-1, \\ n_k\left((k-1)(p^{k-1}+1)(p-1)-(p+1)(p^{k-1}-1)\right) &> (p^{k-1}-1)(p-1), \\ n_k\left((k-2)p^k-kp^{k-1}+kp-k+2\right) &> (p^{k-1}-1)(p-1). \end{aligned}$$

The coefficient of n_k on the left is positive since this is the function from Claim 16, which is 0 at $p=1$ and increasing elsewhere, and $p>1$ in this case. Thus for a large enough n_k the left hand side will dominate the right. \square

Theorem 11. Generalised antiplurality is the only generalised scoring rule that satisfies independence of unanimous losers and always ranks the majority loser last.

Proof. It is clear that generalised antiplurality satisfies these properties. To see that it is the only generalised scoring rule to do so, suppose f is a generalised scoring rule that satisfies independence of unanimous losers and always ranks the majority loser last. Let g be a generalised scoring rule defined by $g(P) = \text{rev}(f(\text{rev}(P)))$, where $\text{rev}(P)$ is the profile formed by reversing every race result in P , and $\text{rev}(R)$ is the ranking formed by reversing R .

Observe that we can obtain the scoring vector for round r in g by reversing the vector for round r in f , and multiplying the entries by -1 . The majority winner in P is the majority loser in $\text{rev}(P)$ and the unanimous winner in P is the unanimous loser in $\text{rev}(P)$, so g satisfies independence of unanimous winners and always ranks the majority winner first. By Theorem 8, g must be generalised plurality. Thus the scoring vector in round

r of g is $(\overbrace{1, \dots, 1}^r, \overbrace{0, \dots, 0}^{k-r})$, and since $f(P) = \text{rev}(g(\text{rev}(P)))$, the scoring vector of f is $(\overbrace{0, \dots, 0}^{k-r}, \overbrace{-1, \dots, -1}^r)$, which is affinely equivalent to the scores for generalised antiplurality. \square

Theorem 14. Let x^1, \dots, x^m be independently and uniformly distributed on $[a, b]$, and $x^{(1)} \geq \dots \geq x^{(m)}$ be their reordering in non-increasing order. As $m \rightarrow \infty$, the optimal scores $s_j = \mathbb{E}[\lambda^{x^{(j)}}]$ for $\lambda > 1$ and $s_j = \mathbb{E}[-\lambda^{x^{(j)}}]$ for $0 < \lambda < 1$ converge to geometric scores with parameter $p = \lambda^{\frac{b-a}{m+1}}$.

For $\lambda = 1$ the optimal scoring rule is exactly Borda, which has been known since Laplace (1886, p. 277–279).

Proof. Let $m > 4$ and $c = b - a$. We will show that for $\lambda > 1$, $\lambda = 1$, and $1 > \lambda > 0$ respectively:

$$1 < \frac{\mathbb{E}[\lambda^{x^{(j)}}]}{\lambda^{a + \frac{c(m+1-j)}{m+1}}} < 1 + \frac{(c \ln \lambda)^2}{8(m+2)} + \frac{(c \ln \lambda)^3}{18\sqrt{3}(m+2)(m+3)} + \frac{\lambda^c (c \ln \lambda)^4}{128(m+2)(m+4)},$$

$$\mathbb{E} [x^{(j)}] = a + \frac{c(m+1-j)}{m+1},$$

$$1 < \frac{\mathbb{E} [-\lambda^{x^{(j)}}]}{-\lambda^{a+\frac{c(m+1-j)}{m+1}}} < 1 + \frac{(c \ln \lambda)^2}{8(m+2)} + \frac{(-c \ln \lambda)^3}{18\sqrt{3}(m+2)(m+3)} + \frac{\lambda^{-c}(c \ln \lambda)^4}{128(m+2)(m+4)}.$$

For the $[0, 1]$ -uniform distribution, from David and Nagaraja (2003, p. 36) we get:

$$\begin{aligned} \mathbb{E} [x^{(j)}] &= \frac{m+1-j}{m+1} = p_j, \\ \mathbb{E} [(x^{(j)} - p_j)^2] &= \frac{p_j(1-p_j)}{m+2} \leq \frac{1}{4(m+2)}, \\ |\mathbb{E} [(x^{(j)} - p_j)^3]| &= \left| \frac{2p_j(1-2p_j)(1-p_j)}{(m+2)(m+3)} \right| \leq \frac{\sqrt{3}}{9(m+2)(m+3)}, \\ \mathbb{E} [(x^{(j)} - p_j)^4] &= \frac{3p_j^2(1-p_j)^2}{(m+2)^2} \\ &\quad + \frac{6p_j(1-p_j)}{(m+2)(m+3)(m+4)} \left[(1-2p_j)^2 - \frac{(m+3)p_j(1-p_j)}{m+2} \right] \\ &= \frac{3p_j(1-p_j)(p_j(1-p_j)(m-5)+2)}{(m+2)(m+3)(m+4)}. \end{aligned}$$

$\mathbb{E} [(x^{(j)} - p_j)^4]$ is maximised at $p_j = 1/2$. It follows that:

$$\mathbb{E} [(x^{(j)} - p_j)^4] \leq \frac{3}{16(m+2)(m+4)}.$$

The k -th derivative of λ^x is $\lambda^x (\ln \lambda)^k$. If we apply Taylor series expansion with the remainder in Lagrange's form we get:

$$\begin{aligned} \lambda^{x^{(j)}} &= \lambda^{p_j} + (x^{(j)} - p_j)\lambda^{p_j} \ln \lambda + \frac{1}{2}(x^{(j)} - p_j)^2 \lambda^{p_j} (\ln \lambda)^2 + \frac{1}{6}(x^{(j)} - p_j)^3 \lambda^{p_j} (\ln \lambda)^3 \\ &\quad + \frac{1}{24}(x^{(j)} - p_j)^4 \lambda^z (\ln \lambda)^4, \end{aligned}$$

for some $z \in [0, 1]$. Hence, for $\lambda > 1$:

$$\begin{aligned} \lambda^{x^{(j)}} &\leq \lambda^{p_j} + (x^{(j)} - p_j)\lambda^{p_j} \ln \lambda + \frac{1}{2}(x^{(j)} - p_j)^2 \lambda^{p_j} (\ln \lambda)^2 + \frac{1}{6}(x^{(j)} - p_j)^3 \lambda^{p_j} (\ln \lambda)^3 \\ &\quad + \frac{1}{24}(x^{(j)} - p_j)^4 \lambda (\ln \lambda)^4, \end{aligned}$$

$$\mathbb{E} [\lambda^{x^{(j)}}] \leq \lambda^{p_j} + \frac{\lambda^{p_j} (\ln \lambda)^2}{8(m+2)} + \frac{\lambda^{p_j} (\ln \lambda)^3}{18\sqrt{3}(m+2)(m+3)} + \frac{\lambda (\ln \lambda)^4}{128(m+2)(m+4)},$$

$$\frac{\mathbb{E} [\lambda^{x^{(j)}}]}{\lambda^{p_j}} < 1 + \frac{(\ln \lambda)^2}{8(m+2)} + \frac{(\ln \lambda)^3}{18\sqrt{3}(m+2)(m+3)} + \frac{\lambda (\ln \lambda)^4}{128(m+2)(m+4)}.$$

And for $0 < \lambda < 1$:

$$\begin{aligned} \lambda^{x^{(j)}} &\leq \lambda^{p_j} + (x^{(j)} - p_j)\lambda^{p_j} \ln \lambda + \frac{1}{2}(x^{(j)} - p_j)^2 \lambda^{p_j} (\ln \lambda)^2 + \frac{1}{6}(x^{(j)} - p_j)^3 \lambda^{p_j} (\ln \lambda)^3 \\ &\quad + \frac{1}{24}(x^{(j)} - p_j)^4 (\ln \lambda)^4, \end{aligned}$$

$$\mathbb{E} \left[\lambda^{x^{(j)}} \right] \leq \lambda^{p_j} + \frac{\lambda^{p_j} (\ln \lambda)^2}{8(m+2)} + \frac{\lambda^{p_j} (-\ln \lambda)^3}{18\sqrt{3}(m+2)(m+3)} + \frac{(\ln \lambda)^4}{128(m+2)(m+4)},$$

$$\frac{\mathbb{E} \left[\lambda^{x^{(j)}} \right]}{\lambda^{p_j}} < 1 + \frac{(\ln \lambda)^2}{8(m+2)} + \frac{(-\ln \lambda)^3}{18\sqrt{3}(m+2)(m+3)} + \frac{\lambda^{-1}(\ln \lambda)^4}{128(m+2)(m+4)}.$$

This establishes the upper bound. For the lower bound, observe that for each $\lambda \neq 1$, λ^x is convex and hence:

$$\mathbb{E} \left[\lambda^{x^{(j)}} \right] > \lambda^{\mathbb{E}[x^{(j)}]} = \lambda^{p_j}.$$

For the $[a, b]$ -uniform distribution, $c = b - a$, and we have

$$\frac{\mathbb{E} \left[\lambda^{a+cx^{(j)}} \right]}{\lambda^{a+cp_j}} = \frac{\mathbb{E} \left[(\lambda^c)^{x^{(j)}} \right]}{(\lambda^c)^{p_j}},$$

from which the desired bounds follow. \square

Theorem 15. Let the number of potential athletes be fixed and finite ($M < \infty$), and for every number m of athletes, $m \leq M$, their performances x_i^1, \dots, x_i^m in each competition i be drawn independently and identically from a distribution on $[a, b]$ such that density function f and its derivative are bounded and continuous.

Suppose b is finite and $f(b) > 0$. Then as $\lambda \rightarrow \infty$, the optimal scores $s_j = \mathbb{E} \left[\lambda^{x_i^{(j)}} \right]$ tend towards (but are never equivalent to) plurality. If, in addition, the number of competitions n is bounded from above and the first $M - 1$ derivatives of f are bounded and continuous, then there exists a finite $\bar{\lambda}$ such that for each $\lambda > \bar{\lambda}$ the optimal scoring rule is equivalent to generalised plurality.

Suppose a is finite, and $f(a) > 0$. Then as $\lambda \rightarrow 0$, the optimal scores $s_j = \mathbb{E} \left[-\lambda^{x_i^{(j)}} \right]$ tend towards (but are never equivalent to) antiplurality. If, in addition, the number of competitions n is bounded from above and the first $M - 1$ derivatives of f are bounded and continuous, then there exists a finite $\underline{\lambda}$ such that for each $0 < \lambda < \underline{\lambda}$ the optimal scoring rule is equivalent to generalised antiplurality.

To prove the theorem, we will exploit the following auxiliary statements.

Claim 17. Consider a fixed $m > j \geq 1$. Let x^1, \dots, x^m be drawn independently and identically from a distribution on $[a, b]$ such that density function f and its first j derivatives are bounded and continuous, b is finite, and $f(b) > 0$. Let $x^{(1)} \geq \dots \geq x^{(m)}$ be their reordering in non-increasing order. Then

$$\lim_{\lambda \rightarrow \infty} \frac{\mathbb{E} \left[\lambda^{x^{(j+1)}} \right]}{\mathbb{E} \left[\lambda^{x^{(j)}} \right]} = 0.$$

Proof. From David and Nagaraja (2003, p. 34) we have:

$$\mathbb{E} \left[\lambda^{x^{(j)}} \right] = \frac{m!}{(j-1)!(m-j)!} \int_a^b \lambda^x f(x) (F(x))^{m-j} (1-F(x))^{j-1} dx.$$

It follows that:

$$\begin{aligned} \frac{\mathbb{E} \left[\lambda^{x^{(j+1)}} \right]}{\mathbb{E} \left[\lambda^{x^{(j)}} \right]} &= \frac{(m-j)}{j} \left(\frac{\int_a^b \lambda^x f(x) (F(x))^{m-j-1} (1-F(x))^j dx}{\int_a^b \lambda^x f(x) (F(x))^{m-j} (1-F(x))^{j-1} dx} \right) \\ &= \frac{(m-j)}{j} \left(\frac{\int_a^b (1-F(x)) \lambda^x f(x) (F(x))^{m-j-1} (1-F(x))^{j-1} dx}{\int_a^b \lambda^x f(x) (F(x))^{m-j} (1-F(x))^{j-1} dx} \right) \\ &= \frac{(m-j)}{j} \left(\frac{\int_a^b \lambda^x f(x) (F(x))^{m-j-1} (1-F(x))^{j-1} dx}{\int_a^b \lambda^x f(x) (F(x))^{m-j} (1-F(x))^{j-1} dx} \right. \\ &\quad \left. - \frac{\int_a^b \lambda^x f(x) (F(x))^{m-j} (1-F(x))^{j-1} dx}{\int_a^b \lambda^x f(x) (F(x))^{m-j} (1-F(x))^{j-1} dx} \right) \\ &= \frac{(m-j)}{j} \left(\frac{\int_a^b \lambda^x f(x) (F(x))^{m-j-1} (1-F(x))^{j-1} dx}{\int_a^b \lambda^x f(x) (F(x))^{m-j} (1-F(x))^{j-1} dx} - 1 \right). \end{aligned}$$

Hence, it is sufficient to show that

$$\lim_{\lambda \rightarrow \infty} \frac{\int_a^b \lambda^x g_{m-j-1, j-1}(x) dx}{\int_a^b \lambda^x g_{m-j, j-1}(x) dx} = 1,$$

where $g_{k,s}(x) = f(x)(F(x))^k(1-F(x))^s$, for $k = 0, \dots, m-1$, and $s = 0, \dots, m-2$.

Since $F(b) = 1$, we have:

- (1) $g_{k,0}(b) = f(b)$,
- (2) for $s > 0$, $g_{k,s}(b) = \dots = g_{k,s}^{(s-1)}(b) = 0$,
- (3) $g_{k,s}^{(s)}(b) = s!(-1)^s(f(b))^{s+1}$.

Integrating by parts j times,

$$\begin{aligned} \int_a^b \lambda^x g_{k, j-1}(x) dx &= \frac{\lambda^b g_{k, j-1}(b)}{\ln \lambda} - \frac{\lambda^a g_{k, j-1}(a)}{\ln \lambda} - \frac{1}{\ln \lambda} \int_a^b \lambda^x g_{k, j-1}^{(1)}(x) dx \\ &= \sum_{r=0}^{j-1} \frac{(-1)^r \lambda^b g_{k, j-1}^{(r)}(b)}{(\ln \lambda)^{r+1}} + o\left(\frac{\lambda^b}{(\ln \lambda)^j}\right) \\ &= \frac{\lambda^b (j-1)! (f(b))^j}{(\ln \lambda)^j} (1 + o(1)), \end{aligned}$$

which proves the claim. □

Claim 18. Consider a fixed $m > j \geq 1$. Let x^1, \dots, x^m be drawn independently and identically from a distribution on $[a, b]$ such that density function f and its first j derivatives are bounded and continuous, a is finite, and $f(a) > 0$. Let $x^{(1)} \geq \dots \geq x^{(m)}$ be their reordering in non-increasing order. Then

$$\lim_{\lambda \rightarrow 0} \frac{\mathbb{E} \left[-\lambda x^{(m-j)} \right]}{\mathbb{E} \left[-\lambda x^{(m-j+1)} \right]} = 0.$$

Proof. For $k = 1, \dots, m$, let $z^k = -x^k$ and $z^{(m-k+1)} = -x^{(k)}$ be their reordering in non-increasing order. By letting $\lambda = 1/\alpha$, we have that:

$$\lim_{\lambda \rightarrow 0} \frac{\mathbb{E} \left[-\lambda x^{(m-j)} \right]}{\mathbb{E} \left[-\lambda x^{(m-j+1)} \right]} = \lim_{\alpha \rightarrow \infty} \frac{\mathbb{E} \left[\alpha^{-x^{(m-j)}} \right]}{\mathbb{E} \left[\alpha^{-x^{(m-j+1)}} \right]} = \lim_{\alpha \rightarrow \infty} \frac{\mathbb{E} \left[\alpha^{z^{(j+1)}} \right]}{\mathbb{E} \left[\alpha^{z^{(j)}} \right]} = 0,$$

where the last equality is true by Claim 17: we have a fixed $m > j \geq 1$; z^1, \dots, z^m are drawn independently and identically from a distribution on $[-b, -a]$ whose density function $f_z(x) = f(-x)$ and its first j derivatives are bounded and continuous; $-a$ is finite; $f_z(-a) = f(a) > 0$; and $z^{(1)} \geq \dots \geq z^{(m)}$ is the reordering in non-increasing order. \square

Proof of Theorem 15. It follows immediately by placing $j = 1$ in the claims above and from the fact that whenever the scores are positive and $\frac{s_{j+1}}{s_j} < \frac{1}{n}$ for all $j = 1, \dots, m-1$, the scoring rule is equivalent to generalised plurality, and whenever the scores are negative and $\frac{s_{m-j}}{s_{m-j+1}} < \frac{1}{n}$ for all $j = 1, \dots, m-1$, the scoring rule is equivalent to generalised antiplurality. \square

APPENDIX B. COMPLETE CHARACTERISATIONS

Let A be the countable set of potential athletes (either finite or infinite). For a finite set of m athletes, $C \subset A$, a **profile** P on C is a vector of $m!$ nonnegative integers (indexed by the set of strict rankings on C , each such integer denotes the number of races with the corresponding strict ranking of athletes). An **anonymous ranking rule** R associates with each finite set of athletes $C \subset A$ and each profile P on C a weak ranking $R(P)$ on C .

For a bijection $\sigma : C \rightarrow \sigma(C)$ and a weak ranking L on C , denote by $\sigma(L)$ the ranking on $\sigma(C)$ that ranks athlete $\sigma(a)$ higher than $\sigma(b)$ if and only if L ranks a higher than b . Given finite sets of athletes $C \subset A, \sigma(C) \subset A$, a bijection $\sigma : C \rightarrow \sigma(C)$ and a profile P on C , denote by $\sigma(P)$ the profile on $\sigma(C)$ such that the number of races with a strict ranking L in P equals the number of races with strict ranking $\sigma(L)$ in $\sigma(P)$, for all L in P .

An anonymous ranking rule R satisfies **neutrality** if $R(\sigma(P)) = \sigma(R(P))$, for all finite sets of athletes $C \subset A, \sigma(C) \subset A$, each profile P on C , and each bijection $\sigma : C \rightarrow \sigma(C)$.

An anonymous ranking rule R satisfies **electoral consistency** if for each finite set of athletes $C \subset A$, each pair of profiles P and Q on C and each pair of athletes a and b from C the next two conditions hold:

- (1) If $R(P)$ and $R(Q)$ rank a higher or equal to b then $R(P+Q)$ ranks a higher or equal to b . $P+Q$ is understood as standard vector addition;
- (2) If $R(P)$ ranks a higher than b and $R(Q)$ ranks a higher or equal to b then $R(P+Q)$ ranks a higher than b .

An anonymous ranking rule R satisfies the **Archimedean property** if for each finite set of athletes $C \subset A$, each pair of profiles P and Q on C , whenever $R(P)$ ranks athlete a higher than b , there exists an n' such that $R(nP + Q)$ ranks a higher than b , for all integers $n > n'$.

Proposition 19. An anonymous ranking rule satisfies neutrality and electoral consistency if and only if it is a generalised scoring rule.

An anonymous ranking rule satisfies neutrality, electoral consistency and Archimedean property if and only if it is a scoring rule.

Proof. For each finite set of athletes $C \subset A$, we can apply the theorem 1 of Smith (1973). By our definition of neutrality, the scoring vectors will be the same for every set of athletes $C' \subset A$ whenever $|C'| = |C|$. \square

Using the proposition above, we can generalise Proposition 4, Theorem 6, Theorem 8, Theorem 9, Theorem 10, Theorem 11.

Proposition 20. An anonymous ranking rule satisfies neutrality, electoral consistency, Archimedean property and independence of unanimous losers if and only if it is a scoring rule with $s_1^m > \dots > s_m^m$, and the scores for k athletes, s_1^k, \dots, s_k^k , are affinely equivalent to the first k scores for m athletes, s_1^m, \dots, s_k^m , for all $k < m \leq M$.

An anonymous ranking rule satisfies neutrality, electoral consistency, Archimedean property and independence of unanimous winners if and only if it is a scoring rule with $s_1^m > \dots > s_m^m$ and the scores for k athletes, s_1^k, \dots, s_k^k , are affinely equivalent to the last k scores for m athletes, $s_{m-k+1}^m, \dots, s_m^m$, for all $k < m \leq M$.

Proposition 21. An anonymous ranking rule satisfies neutrality, electoral consistency, Archimedean property, independence of unanimous winners and independence of unanimous losers if and only if it is a geometric scoring rule with parameter $0 < p < \infty$.

Proposition 22. Generalised plurality is the only anonymous ranking rule that satisfies neutrality, electoral consistency, independence of unanimous winners and always ranks the majority winner first.

Proposition 23. Borda is the only anonymous ranking rule that satisfies neutrality, electoral consistency, Archimedean property, top-winner reversal bias and one of independence of unanimous winners or independence of unanimous losers.

Proposition 24. Geometric scoring rules with parameter $0 < p \leq 1$ are the only anonymous ranking rules that satisfy neutrality, electoral consistency, Archimedean property, independence of unanimous winners and independence of unanimous losers and never rank the majority loser first.

Proposition 25. Generalised antiplurality is the only anonymous ranking rule that satisfies neutrality, electoral consistency, independence of unanimous losers and always ranks the majority loser last.

APPENDIX C. VIOLATION OF INDEPENDENCE OF UNANIMOUS LOSERS

In this section we show that some well-known ordinal procedures do not satisfy independence of unanimous losers.

Nanson's rule (1882) eliminates candidates round by round. In each round the candidates with more than the average Borda scores proceed to the next round, until the remaining candidates get equal Borda scores and are declared the winners. Consider a profile where 7 individual rankings are $acdbe$ (from first-ranked a to the last-ranked e), $7 - bacde$, $7 - cdbae$, $1 - bcade$, and $1 - bacde$. In the first round, a gets 61 points, $b - 57$, $c - 68$, $d - 44$, $e - 0$, the average score is 46, and thus a, b , and c proceed to the second round, where a gets 22 points, $b - 25$, $c - 22$, the average score is 23 and thus b wins. However, if we remove the unanimous loser e , then in the first round a gets 38 points, $b - 34$, $c - 45$, $d - 21$, the average score is 34.5 and hence b cannot win anymore.

The **proportional veto core** is defined as follows by Moulin (1981). For a profile with n voters and m candidates, a candidate a is **blocked** if there exists a coalition of t voters and a subset of k candidates such that each voter in the coalition ranks each candidate in the subset higher than a , and $n(m - k) < mt$. All candidates that are not blocked are declared the winners. Consider a profile with $n = 3$ voters and $m = 3$ candidates, where 2 individual rankings are bac , and $1 - abc$. It is easy to verify that a is not blocked. However, if we remove the unanimous loser c , then a is blocked, because $t = 2$ voters rank $k = 1$ candidates (b) higher than a , $m = 2$ and $n(m - k) = 3 \cdot (2 - 1) < 2 \cdot 2 = mt$.

For the case of $n = 2$ voters and $m = 2k + 1$ candidates, the **veto-rank** used in arbitrator selection (Bloom and Cavanagh, 1986) can be defined as a generalised scoring rule. It assigns 1 point for the first $k + 1$ positions, and 0 points for the last k positions. The tie-breaking scores are $k, k - 1, \dots, 1, 0, \dots, 0$. This rule also can be seen as an ordinal variant of average without misery used in group recommendations (Masthoff, 2015). Consider a profile with individual rankings $abcdefg$ and $decbafe$. The best candidates in the first round, b, c , and d , get 2 points, and in the tie-breaking round b and c get 2 points, whereas d gets 3 points and thus wins. However, if we remove the unanimous losers g and f , then in the first round only c gets 2 points and thus wins.

APPENDIX D. COMPUTING OPTIMAL SCORES (ONLINE APPENDIX)

D.1. Data description. The results for the IBU World Cup biathlon are based on the 2017/18, 2018/19 and 2019/20 seasons, however since there were only 7 Individual races in the three seasons, we use the 2014/15 to the 2019/2020 seasons for the Individual category. The data was downloaded from <https://www.biathlonworld.com>. The actual IBU scores used for sprint, pursuit, and individual are 60, 54, 48, 43, 40, 38, 36, 34, 32, 31, \dots , 1, then 0 for the remaining positions. The scores used for the mass start are 60, 54, 48, 43, 40, 38, 36, 34, 32, 31, 30, \dots , 22, 21, 20, 18, 16, \dots , 2. The actual IBU prize-money (in euros) awarded in 2019/20 for the first twenty positions is 15,000, 12,000, 9,000, 7,000, 6,000, 5,000, 4,000, 3,500, 3,000, 2,500, 2,000, 1,750, 1,500, 1,250, 1,000, 900, 800, 700, 600, 500, and then 0 for the remaining positions. Since at least 29 biathletes completed each mass start, we restricted ourselves to 29 positions in this category and 41 positions in other categories. In race i , the cardinal performance x_i^a of biathlete a was calculated as their lag behind the race winner in minutes.

The results of Category 500 golf events of the PGA TOUR in 2017/18 (29 events) and 2018/19 (26 events) seasons were downloaded from <https://www.pgatour.com>. The actual PGA scores for first seventy positions are 500, 300, 190, 135, 110, 100, 90, 85, ..., 60, 57, 55, ..., 37, 35.5, ..., 22, 21, ..., 11, 10.5, ..., 6, 5.8, ... 3. The actual PGA prize-money (in percent of the total purse) is 18, 10.9, 6.9, 4.9, 4.1, 3.625, 3.375, 3.125, 2.925, ..., 1.925, 1.825, ..., 1.125, 1.045, 0.965, 0.885, 0.805, 0.775, ..., 0.595, 0.57, 0.545, 0.52, 0.495, 0.475, ..., 0.295, 0.279, 0.265, 0.257, 0.251, 0.245, 0.241, 0.237, 0.235, ..., 0.205. We restricted ourselves to seventy positions because at least seventy competitors completed each event. In event i , the cardinal performance x_i^a of competitor a was taken as his lag behind the event winner in the number of strokes.

The results of twenty four athletic disciplines of the IAAF Diamond League in the 2010–2021 seasons were downloaded from <https://www.diamondleague.com>. The 2020 season contains no data because of the COVID pandemic. We dropped the results of long and triple jump, shot put, discus and javelin throw in the last season because after the rule change in 2021 the final ranking of the top three athletes in each event reflects only one last attempt and thus can be different from the order of their best attempts. We dropped events where less than eight athletes finished or where the result for the eighth position was lower than the standard for a “Candidate for Master of Sport” under the Unified Sports Classification System of Russia (there were three of these: 6.41 and 5.99 metres for men’s long jump, 5.32 metres for women’s long jump). The descriptive statistics are in Table 5

The actual IAAF scores since 2017 are 8, 7, 6, 5, 4, 3, 2, 1, 0 (no points in season finales); in 2016 the vector 10, 6, 4, 3, 2, 1, 0 was used (double points in the season finale); and in 2010–2015 the vector 4, 2, 1, 0 (double points in season finales). In each event i , the cardinal performance x_i^a of athlete a was taken as their final result in seconds (running), metres (throw and put), and decimetres (jump and vault).

In the case of the running disciplines, we restricted our analysis to the first seven positions. This is due to the discouragement effect (Ehrenberg and Bognanno, 1990; Krumer, 2021; Frick, 2003, p. 525), according to which athletes reduce their efforts when they perceive they are lagging behind the leaders. To check the presence of this effect in our data, in Table 6 and Table 7 we calculated the average and median gaps between adjacent positions. When calculating the average (but not median) gaps, we ignored results of the eighth and ninth positions that were lower than the standard for a Candidate for Master of Sport. These were: 11.59, 12.08, 12.46 (men’s 100m), 23.35, 23.69, 26.30, 28.80, 80.88 (men’s 200m), 62.69 (men’s 400m), 15.64, 16.82, 19.26 (men’s 110m hurdles), 15.32, 15.80, 15.85, 20.81, 21.62, 25.11 (women’s 100m hurdles), 78.90 (men’s 400m hurdles), 65.78, 90.61 (women’s 400m hurdles). Without ignoring such results, the average gaps between the last two positions would have been even larger. Both the average and median gaps are almost symmetric around the middle positions, with the only exception that the gap between the last two positions is about twice as large as the gap between the first two positions. Thus we can confirm that the discouragement effect is pronounced in our data. From Table 8, Table 9, and Table 10, we can observe that the effect has intensified since 2017. The ratio of the last and second to last median gaps have increased in most cases, from two to three on average. At this stage we have insufficient data to speculate whether this is linked to the rule change in 2017.

TABLE 5. IAAF Diamond League descriptive statistics

Discipline	Total events	Included events	Unit of measure	Mean result	Standard deviation
men 100	77	65	seconds	10.06	0.128
women 100	72	60	seconds	11.11	0.167
men 200	72	58	seconds	20.34	0.318
women 200	74	56	seconds	22.76	0.381
men 400	72	56	seconds	45.22	0.584
women 400	71	53	seconds	51.16	0.897
men 110H	72	55	seconds	13.30	0.185
women 100H	72	56	seconds	12.78	0.192
men 400H	72	57	seconds	49.07	0.769
women 400H	72	58	seconds	55.05	0.968
men high jump	73	68	decimetres	22.82	0.470
women high jump	71	62	decimetres	19.20	0.498
men pole vault	73	58	decimetres	56.75	1.508
women pole vault	74	57	decimetres	46.06	1.369
men long jump	63	56	decimetres	80.46	2.034
women long jump	64	51	decimetres	66.68	1.816
men triple jump	64	51	decimetres	169.0	4.506
women triple jump	64	46	decimetres	142.9	3.672
men shot put	61	54	metres	20.92	0.734
women shot put	60	36	metres	18.67	0.801
men discus throw	64	63	metres	64.62	2.121
women discus throw	64	53	metres	62.73	2.893
men javelin throw	64	56	metres	83.12	3.531
women javelin throw	64	50	metres	62.25	2.917
All disciplines	1649	1335			

Notes: Mean and standard deviation are calculated for positions from first to seven.

D.2. Data analysis. We used $u_i^a = \lambda^{x_i^a}$ for $\lambda > 1$, $u_i^a = x_i^a$ for $\lambda = 1$ and $u_i^a = -\lambda^{x_i^a}$ for $0 < \lambda < 1$ as the measure of quality of athlete a in event i . In each event i , these qualities were reordered in non-increasing order $u_i^{(1)}, \dots, u_i^{(m)}$, i.e., $u_i^{(j)}$ is quality of the athlete that finished at position j . By Theorem 12, the optimal scores are the expectations of the corresponding random variables, so we estimate them according to the sample mean: $s_j = (u_1^{(j)} + \dots + u_n^{(j)})/n$ for each $j = 1, \dots, m$.

In the proof of Theorem 14 we bound the ratio of the optimal scores to the geometric approximation by a formula of m, λ , and $b - a$ from above. If we were to substitute the extreme values of the men's 100m ($\lambda = 100, m = 7, b - a = (10.192 - 9.916) \cdot 8/6 = 0.369$) and women's shot put ($\lambda = 2.091, m = 8, b - a = (19.884 - 17.156) \cdot 9/7 = 3.508$) disciplines into the formula, the bounds would be 1.045 and 1.128, respectively. Note that these bounds are generous and the convergence is faster in practice.

We picked the geometric approximation to a scoring sequence on the following basis. Let s_1, \dots, s_m be an arbitrary sequence of scores, and $g_1(p), \dots, g_m(p)$ the geometric sequence

TABLE 6. Running: 8 athletes, 2010–2021, median and average gaps

Discipline	Included events	Adjacent positions: median gap in seconds						
		1-2	2-3	3-4	4-5	5-6	6-7	7-8
men 100	40	0.050	0.040	0.030	0.050	0.030	0.030	0.070
women 100	39	0.050	0.060	0.060	0.040	0.030	0.060	0.080
men 200	45	0.150	0.070	0.100	0.090	0.110	0.100	0.220
women 200	42	0.135	0.095	0.160	0.065	0.140	0.090	0.285
men 400	43	0.240	0.190	0.090	0.160	0.170	0.190	0.400
women 400	44	0.305	0.270	0.255	0.180	0.285	0.255	0.620
men 110H	32	0.070	0.045	0.050	0.050	0.050	0.085	0.150
women 100H	39	0.060	0.050	0.040	0.040	0.050	0.060	0.140
men 400H	43	0.200	0.250	0.220	0.210	0.200	0.270	0.590
women 400H	46	0.310	0.310	0.400	0.210	0.285	0.360	0.975
All disciplines	413	10.76	8.85	8.95	7.70	8.54	9.77	21.48

Discipline	Adjacent positions: average gap in seconds							Total gap
	1-2	2-3	3-4	4-5	5-6	6-7	7-8	
men 100	0.066	0.044	0.032	0.052	0.047	0.046	0.100	0.386
women 100	0.077	0.076	0.070	0.050	0.040	0.067	0.131	0.511
men 200	0.170	0.117	0.110	0.113	0.128	0.137	0.226	1.000
women 200	0.200	0.141	0.155	0.093	0.159	0.136	0.327	1.210
men 400	0.294	0.247	0.190	0.193	0.211	0.272	0.540	1.947
women 400	0.387	0.376	0.274	0.243	0.338	0.358	0.894	2.870
men 110H	0.109	0.073	0.066	0.065	0.059	0.100	0.188	0.660
women 100H	0.102	0.068	0.059	0.055	0.079	0.089	0.258	0.710
men 400H	0.313	0.403	0.264	0.296	0.243	0.348	0.762	2.629
women 400H	0.429	0.437	0.402	0.274	0.347	0.623	0.923	3.435
All disciplines	14.93	12.42	10.50	9.73	10.81	13.54	28.06	100

Notes: The normalised mean for all disciplines was calculated after each value in our data was multiplied by 100 and divided by the total gap.

with parameter p . We normalise the scores so that $s_1 = g_1(p) = 1$ and $s_m = g_m(p) = 0$. To choose p , we first suppose that all athletes are a priori equally strong. Then we fix a pair of athletes a, b . In a given event, a finishes at position j and b at position z with probability $1/m(m-1)$. Their score differences in this event are $s_j - s_z$ and $g_j(p) - g_z(p)$ respectively. Both are random variables and their difference has expectation 0, so we choose a p that minimises the variance:

$$p = \arg \min_{p'} \sum_{j \neq z} (s_j - s_z - g_j(p') + g_z(p'))^2.$$

The argument above justifies a distance measure that we use to compare closeness between any pair of normalised scoring sequences:

$$(3) \quad d(s, t) = \sqrt{\frac{1}{4(m-2)} \sum_{j \neq z} (s_j - s_z - t_j + t_z)^2},$$

TABLE 7. Running: 9 athletes, 2010-2021, median and average gaps

Discipline	Included events	Adjacent positions: median gap in seconds							
		1-2	2-3	3-4	4-5	5-6	6-7	7-8	8-9
men 100	25	0.050	0.040	0.020	0.030	0.020	0.010	0.030	0.090
women 100	21	0.050	0.080	0.050	0.030	0.030	0.030	0.060	0.080
men 200	13	0.100	0.080	0.050	0.050	0.060	0.080	0.070	0.150
women 200	14	0.110	0.115	0.085	0.115	0.125	0.055	0.125	0.260
men 400	13	0.270	0.140	0.200	0.090	0.150	0.220	0.210	0.740
women 400	9	0.180	0.300	0.200	0.170	0.090	0.080	0.180	0.810
men 110H	23	0.050	0.050	0.040	0.050	0.030	0.060	0.050	0.170
women 100H	17	0.070	0.050	0.040	0.040	0.060	0.030	0.050	0.140
men 400H	14	0.220	0.150	0.080	0.155	0.195	0.150	0.605	0.475
women 400H	12	0.490	0.415	0.205	0.175	0.240	0.345	0.130	0.560
All disciplines	161	9.94	9.04	6.24	6.14	6.46	6.21	9.35	21.40

Discipline	Adjacent positions: average gap in seconds								Total gap
	1-2	2-3	3-4	4-5	5-6	6-7	7-8	8-9	
men 100	0.067	0.051	0.042	0.033	0.031	0.037	0.043	0.095	0.399
women 100	0.068	0.095	0.076	0.040	0.048	0.044	0.080	0.111	0.562
men 200	0.154	0.149	0.065	0.115	0.112	0.096	0.135	0.188	1.015
women 200	0.151	0.136	0.114	0.126	0.150	0.099	0.192	0.291	1.259
men 400	0.328	0.160	0.188	0.156	0.177	0.258	0.307	0.639	2.214
women 400	0.408	0.290	0.413	0.226	0.199	0.250	0.406	0.950	3.141
men 110H	0.098	0.061	0.050	0.060	0.054	0.062	0.077	0.215	0.678
women 100H	0.068	0.086	0.049	0.061	0.077	0.055	0.081	0.143	0.621
men 400H	0.351	0.246	0.181	0.200	0.248	0.214	0.579	0.489	2.508
women 400H	0.547	0.433	0.365	0.216	0.272	0.403	0.322	0.933	3.490
All disciplines	13.90	11.68	9.40	8.40	9.16	9.21	13.71	24.54	100

Notes: The normalised mean for all disciplines was calculated after each value in our data was multiplied by 100 and divided by the total gap.

where the factor $1/(4(m-2))$ normalises the distance between plurality and antiplurality to 1.

In other words, for the geometric approximation to a normalised scoring sequence, we choose a parameter p that minimises the distance to the scoring sequence. Similarly, for the optimal approximation to a scoring sequence, we choose a parameter λ that minimises the distance to the scoring sequence.

Note that if we normalised the scoring sequences so that their sums are equal, $s_1 + \dots + s_m = t_1 + \dots + t_m = 1$, and $s_m = t_m = 0$, then we could have motivated another distance measure:

$$r(s, t) = \sqrt{\frac{(m-1)}{(m-2)} \sum_j (s_j - t_j)^2}.$$

TABLE 8. Running: 8 athletes, 2010–2016, median and average gaps

Discipline	Included events	Adjacent positions: median gap in seconds						
		1-2	2-3	3-4	4-5	5-6	6-7	7-8
men 100	21	0.040	0.040	0.040	0.040	0.040	0.030	0.060
women 100	25	0.050	0.060	0.060	0.040	0.030	0.060	0.070
men 200	29	0.140	0.090	0.110	0.090	0.120	0.100	0.230
women 200	26	0.115	0.070	0.120	0.060	0.150	0.065	0.240
men 400	34	0.240	0.190	0.110	0.155	0.160	0.190	0.345
women 400	28	0.265	0.265	0.260	0.195	0.315	0.310	0.570
men 110H	23	0.070	0.040	0.050	0.050	0.060	0.090	0.130
women 100H	28	0.065	0.050	0.035	0.035	0.045	0.055	0.140
men 400H	29	0.180	0.190	0.170	0.190	0.220	0.190	0.590
women 400H	31	0.390	0.280	0.290	0.230	0.310	0.460	0.870
All disciplines	274	10.47	8.54	8.66	7.45	9.48	9.83	20.06

Discipline	Adjacent positions: average gap in seconds							Total gap
	1-2	2-3	3-4	4-5	5-6	6-7	7-8	
men 100	0.065	0.051	0.037	0.050	0.053	0.055	0.064	0.375
women 100	0.079	0.074	0.074	0.050	0.042	0.072	0.130	0.523
men 200	0.159	0.122	0.117	0.121	0.125	0.145	0.254	1.043
women 200	0.170	0.109	0.144	0.088	0.167	0.111	0.260	1.049
men 400	0.287	0.261	0.213	0.195	0.189	0.259	0.511	1.914
women 400	0.352	0.302	0.293	0.269	0.387	0.431	0.930	2.965
men 110H	0.106	0.073	0.073	0.054	0.067	0.103	0.161	0.636
women 100H	0.099	0.068	0.054	0.062	0.076	0.078	0.260	0.698
men 400H	0.242	0.283	0.237	0.241	0.262	0.305	0.849	2.420
women 400H	0.488	0.408	0.348	0.306	0.365	0.719	0.967	3.602
All disciplines	14.52	11.80	10.86	9.79	11.55	14.09	27.39	100

Notes: The normalised mean for all disciplines was calculated after each value in our data was multiplied by 100 and divided by the total gap.

D.3. Choice of λ . We have briefly argued that a choice of $\lambda > 1$ can be interpreted as the organiser valuing the possibility of exceptional performance more than consistency, while a $\lambda < 1$ represents that an organiser is more concerned that an athlete never performs poorly in any given event.

If we think in terms of prize money rather than score, there is a more direct interpretation of $\lambda > 1$: how much more is an organiser willing to pay an athlete whose performance is one cardinal unit higher? Thus in golf a $\lambda = 1.4$ displays a willingness to pay an athlete who completes a score with one strike less, 1.4 times more prize money. In the hypothetical example of using $\lambda = 100$ in men’s 100m sprint (Figure 4), an athlete that finishes the event one second earlier will be rewarded one hundred times more. Note that despite the incredibly high choice of λ , the resulting scoring vector is not particularly convex – this reflects the fact that one second is a very long time in this event, so valuing it by a factor of 100 is not as extreme as it may sound. In women’s 200m (Figure 5), by contrast, a λ of only 4.72

TABLE 9. Running: 8 athletes, 2017–2021, median and average gaps

Discipline	Included events	Adjacent positions: median gap in seconds						
		1-2	2-3	3-4	4-5	5-6	6-7	7-8
men 100	17	0.060	0.040	0.020	0.050	0.030	0.040	0.080
women 100	12	0.055	0.070	0.060	0.040	0.030	0.055	0.095
men 200	13	0.160	0.050	0.080	0.060	0.100	0.060	0.180
women 200	14	0.210	0.190	0.180	0.075	0.110	0.110	0.360
men 400	9	0.300	0.140	0.090	0.200	0.180	0.150	0.590
women 400	13	0.230	0.290	0.200	0.170	0.290	0.160	0.500
men 110H	7	0.110	0.050	0.030	0.090	0.030	0.100	0.420
women 100H	10	0.075	0.055	0.060	0.035	0.060	0.075	0.225
men 400H	11	0.400	0.510	0.240	0.430	0.200	0.310	0.630
women 400H	12	0.155	0.565	0.445	0.125	0.285	0.195	1.020
All disciplines	118	12.29	10.94	8.45	8.23	7.94	8.75	26.76

Discipline	Adjacent positions: average gap in seconds							Total gap
	1-2	2-3	3-4	4-5	5-6	6-7	7-8	
men 100	0.066	0.038	0.024	0.055	0.038	0.038	0.145	0.404
women 100	0.078	0.069	0.062	0.050	0.037	0.058	0.132	0.487
men 200	0.198	0.128	0.090	0.082	0.136	0.135	0.169	0.938
women 200	0.251	0.188	0.175	0.088	0.156	0.179	0.397	1.434
men 400	0.319	0.196	0.100	0.186	0.296	0.322	0.649	2.067
women 400	0.354	0.517	0.242	0.198	0.282	0.193	0.744	2.530
men 110H	0.126	0.054	0.057	0.091	0.047	0.104	0.317	0.797
women 100H	0.120	0.062	0.073	0.035	0.083	0.126	0.271	0.770
men 400H	0.564	0.604	0.287	0.419	0.221	0.380	0.659	3.134
women 400H	0.269	0.499	0.531	0.179	0.344	0.433	0.780	3.036
All disciplines	15.87	13.08	9.83	9.08	10.28	12.73	29.12	100

Notes: The normalised mean for all disciplines was calculated after each value in our data was multiplied by 100 and divided by the total gap. We included only the events with actual Borda scores used, i.e., season finales were excluded from this table.

produced a similar degree of convexity. The intuition here is that variance in the 200m event is roughly three times as high as in 100m, so the reward for a one second lead in 100m should be commensurate with the reward for a three second lead in 200m, and $100^1 = 4.64^3$.

The particular values of λ in these examples were chosen by assuming that the men’s 100m standard deviation (0.128) has the same level of “quality” as the women’s 200m standard deviation (0.381), so we wanted λ_m, λ_w such that $\lambda_m^{0.128} = \lambda_w^{0.381}$.

D.4. Results. Here we include the figures that were omitted in the main text of the paper. The results for Individual races of the IBU World Cup biathlon in 2017/18, 2018/19 and 2019/20 seasons are presented in Figure 3. The results for twenty four athletic disciplines of the IAAF Diamond League in the 2010–2021 seasons are presented in Figure 4, Figure 5, and Figure 6.

All data and calculations are available from the authors on request.

TABLE 10. Running: 8 and 9 athletes, median gaps between three last positions

Discipline	2010-2016				2017-2021			
	Included events	Second to last	Last gap	Ratio	Included events	Second to last	Last gap	Ratio
men 100	31	0.030	0.090	3.000	24	0.025	0.075	3.000
women 100	33	0.060	0.080	1.333	18	0.055	0.095	1.727
men 200	31	0.100	0.190	1.900	17	0.060	0.180	3.000
women 200	29	0.070	0.280	4.000	18	0.105	0.345	3.286
men 400	36	0.190	0.465	2.447	13	0.180	0.590	3.278
women 400	30	0.310	0.575	1.855	16	0.205	0.760	3.707
men 110H	31	0.070	0.140	2.000	15	0.050	0.330	6.600
women 100H	32	0.050	0.140	2.800	15	0.070	0.240	3.429
men 400H	34	0.230	0.575	2.500	14	0.330	0.555	1.682
women 400H	34	0.465	0.660	1.419	15	0.200	0.790	3.950
All disciplines	321			2.207	165			3.140

Notes: The ratio for all disciplines is computed as the geometric mean. All season finales were excluded from this table.

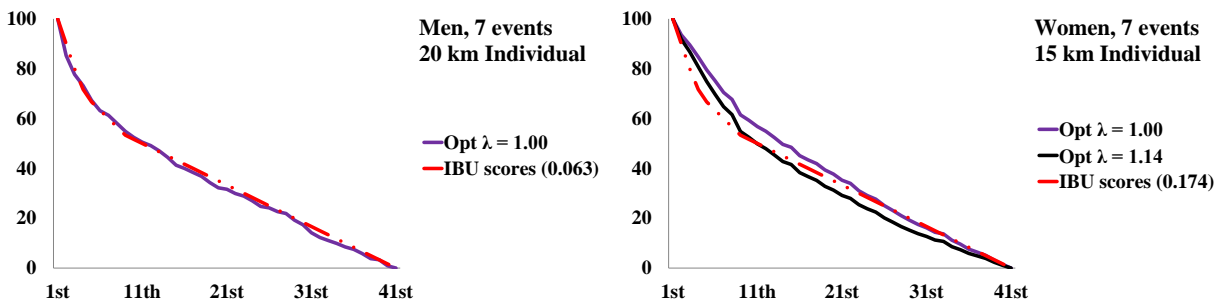


FIGURE 3. Scores in IBU World Cup biathlon

Notes: Scores used in 2017/18, 2018/19 and 2019/20 seasons compared with optimal scores. The x -axis is the position, the y -axis the normalised score. Scores for first position were normalised to 100, for forty-first position to 0. The optimal scores for $\lambda = 1$ (purple solid, higher curve) and $\lambda = 1.14$ (black solid, lower curve, performance measured in minutes) approximate the actual IBU scores used (red long dash two dots). The approximation distance is in brackets and calculated by formula (3).

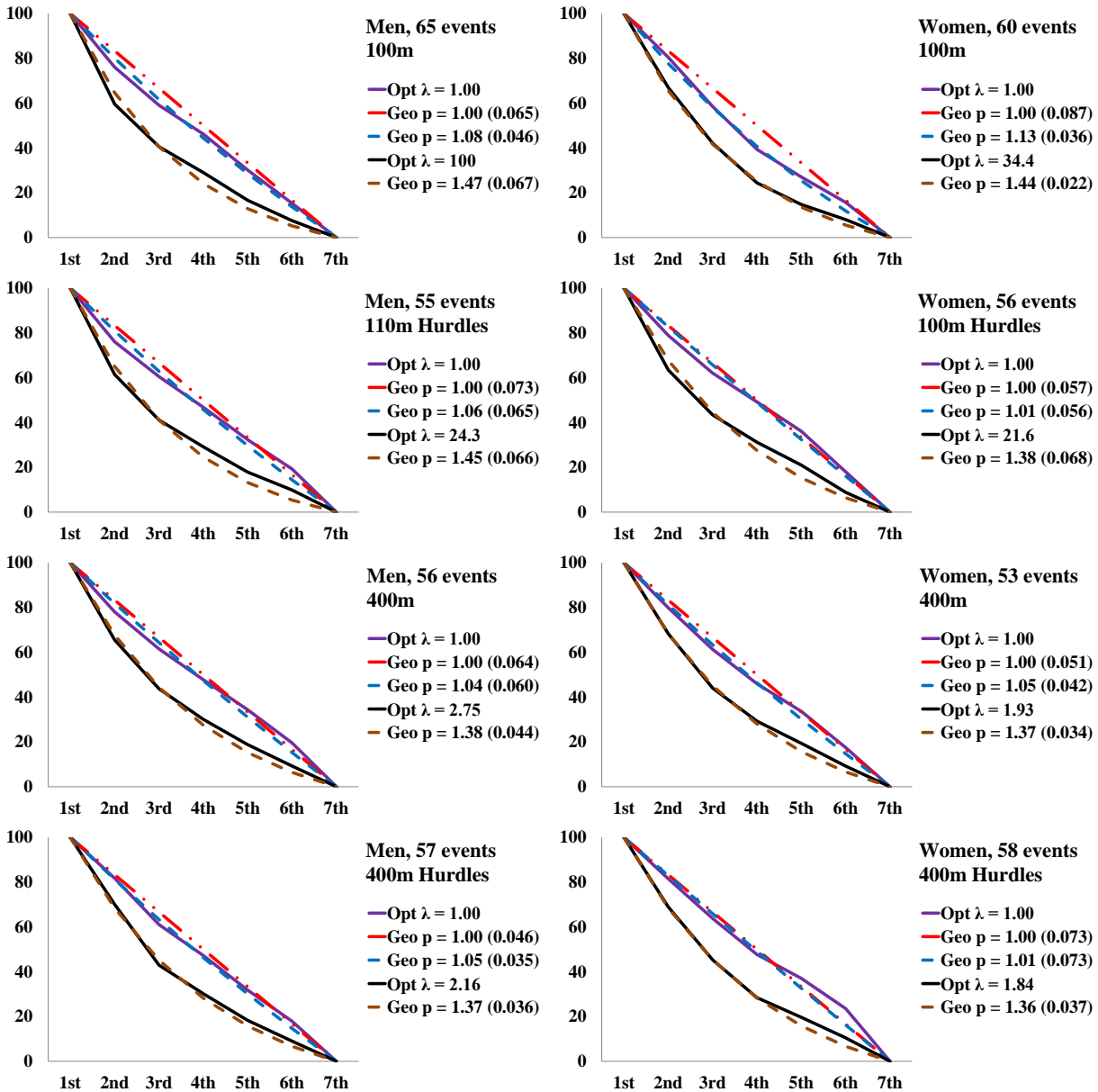


FIGURE 4. Scores in IAAF Diamond League athletics

Notes: The optimal scores in 2010–2021 seasons approximated by geometric scores. The x -axis is the position, the y -axis the normalised score. Scores for first position were normalised to 100, for seventh position to 0. The eighth position is excluded to account for the discouragement effect in running. Observe that the actual Borda scores used since 2017 (geometric $p = 1$, red long dash two dots) closely approximate most of the optimal scores for $\lambda = 1$ (purple solid, higher curve). The curves for $\lambda > 1$ (black solid, lower curve, performance measured in seconds) illustrate how closely other geometric scores (blue dash, higher curve, and brown dash, lower curve) can approximate the optimal scores on this data. The approximation distance is in brackets and calculated by formula (3), and denotes the distance to the first curve without brackets above the approximation in the legend.

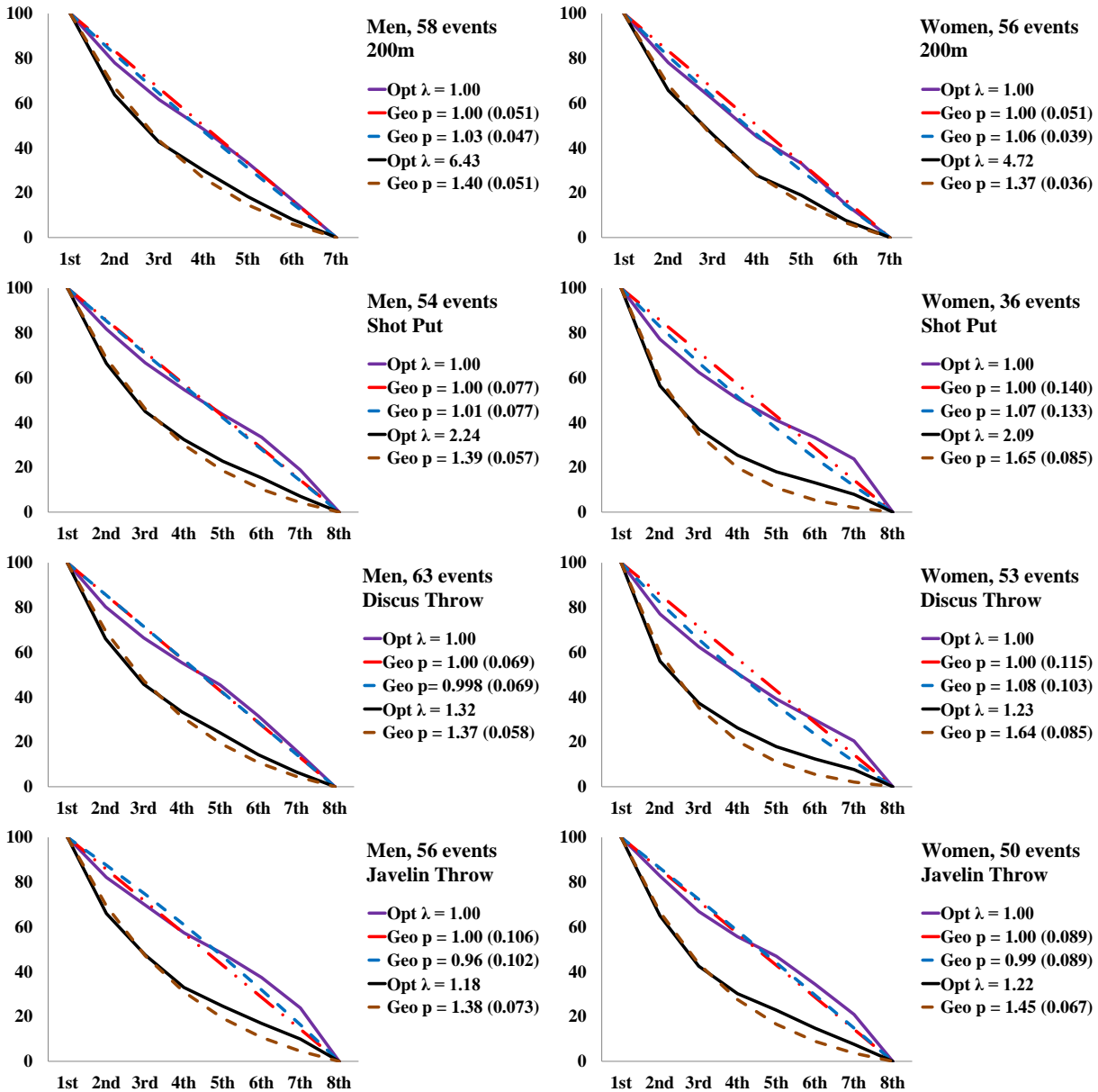


FIGURE 5. Scores in IAAF Diamond League athletics

Notes: The optimal scores in 2010–2021 seasons approximated by geometric scores. The x -axis is the position, the y -axis the normalised score. Scores for first position were normalised to 100, for seventh (or eighth) position to 0. The eighth position is excluded to account for the discouragement effect in running. Observe that the actual Borda scores used since 2017 (geometric $p = 1$, red long dash two dots) closely approximate most of the optimal scores for $\lambda = 1$ (purple solid, higher curve). The curves for $\lambda > 1$ (black solid, lower curve, performance measured in seconds and metres) illustrate how closely other geometric scores (blue dash, higher curve, and brown dash, lower curve) can approximate the optimal scores on this data. The approximation distance is in brackets and calculated by formula (3), and denotes the distance to the first curve without brackets above the approximation in the legend.

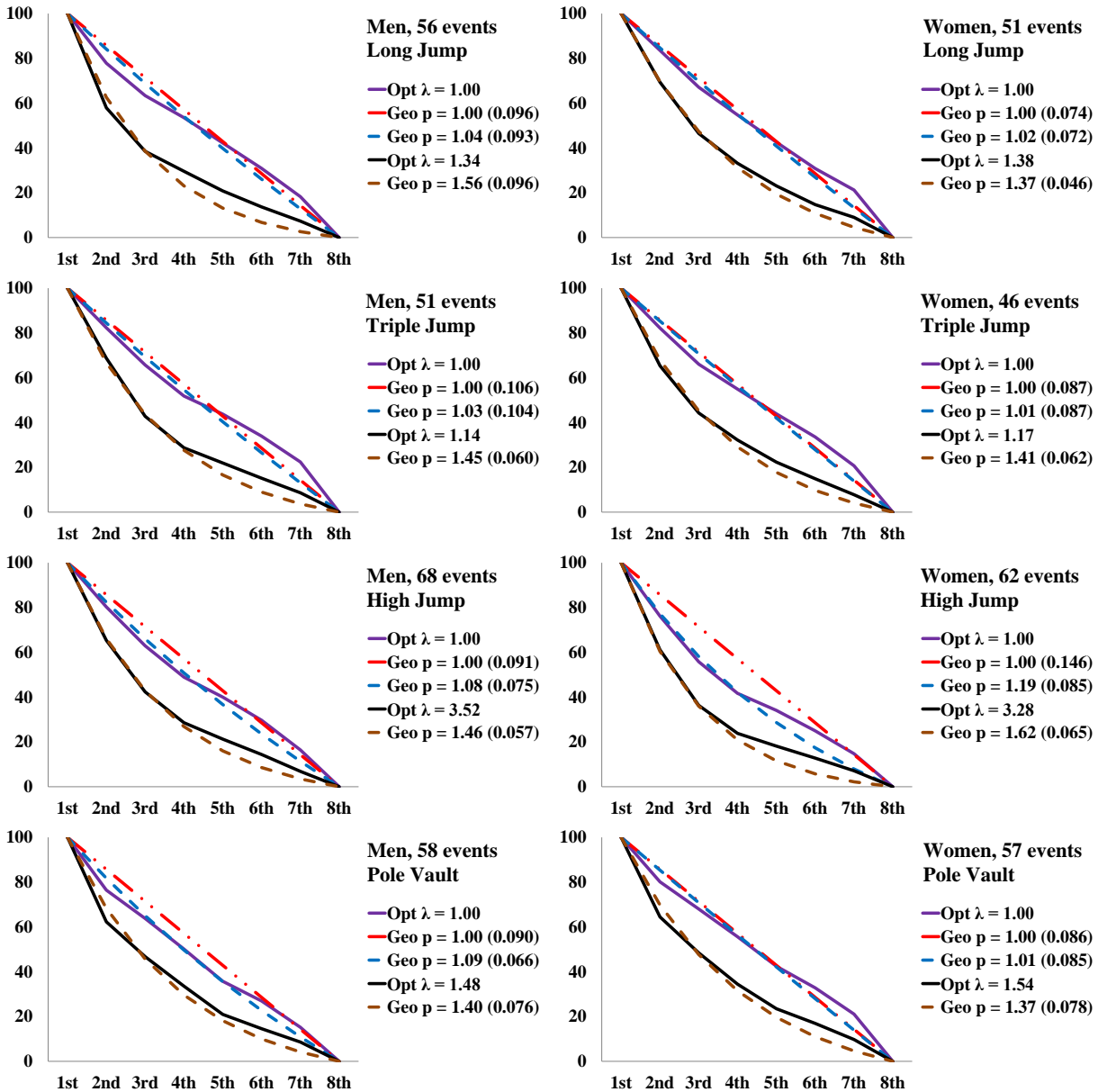


FIGURE 6. Scores in IAAF Diamond League athletics

Notes: The optimal scores in 2010–2021 seasons approximated by geometric scores. The x -axis is the position, the y -axis the normalised score. Scores for first position were normalised to 100, for eighth position to 0. Observe that the actual Borda scores used since 2017 (geometric $p = 1$, red long dash two dots) closely approximate most of the optimal scores for $\lambda = 1$ (purple solid, higher curve). The curves for $\lambda > 1$ (black solid, lower curve, performance measured in decimetres) illustrate how closely other geometric scores (blue dash, higher curve, and brown dash, lower curve) can approximate the optimal scores on this data. The approximation distance is in brackets and calculated by formula (3), and denotes the distance to the first curve without brackets above the approximation in the legend.

REFERENCES

- Airiau, S., Aziz, H., Caragiannis, I., Kruger, J., Lang, J., and Peters, D. (2019). Portioning using ordinal preferences: Fairness and efficiency. In Kraus, S., editor, *Proceedings of the Twenty-Eighth International Joint Conference on Artificial Intelligence, IJCAI 2019, 10–16 August 2019, Macao, China, p. 11–17*. International Joint Conferences on Artificial Intelligence.
- Alcalde-Unzu, J. and Vorsatz, M. (2009). Size approval voting. *Journal of Economic Theory*, 144(3):1187–1210.
- Aleskerov, F. T., Chistyakov, V. V., and Kalyagin, V. A. (2010). Social threshold aggregations. *Social Choice and Welfare*, 35(4):627–646.
- Anbarci, N. (1993). Noncooperative foundations of the area monotonic solution. *The Quarterly Journal of Economics*, 108(1):245–258.
- Apestequia, J., Ballester, M. A., and Ferrer, R. (2011). On the justice of decision rules. *The Review of Economic Studies*, 78(1):1–16.
- Arrow, K. J. (1950). A difficulty in the concept of social welfare. *Journal of Political Economy*, 58(4):328–346.
- Baharad, E. and Nitzan, S. (2002). Ameliorating majority decisiveness through expression of preference intensity. *American Political Science Review*, 96(4):745–754.
- Barberà, S. and Coelho, D. (2022). Compromising on compromise rules. *The RAND Journal of Economics*, 53(1):95–112.
- Bartholdi, J., Tovey, C. A., and Trick, M. A. (1989). Voting schemes for which it can be difficult to tell who won the election. *Social Choice and Welfare*, 6(2):157–165.
- Benoit, J.-P. (1992). Scoring reversals: a major league dilemma. *Social Choice and Welfare*, 9(2):89–97.
- Bloom, D. E. and Cavanagh, C. L. (1986). An analysis of the selection of arbitrators. *American Economic Review*, 76(3):408–422.
- Bossert, W. and Suzumura, K. (2020). Positionalist voting rules: A general definition and axiomatic characterizations. *Social Choice and Welfare*, 55:85–116.
- Boutilier, C., Caragiannis, I., Haber, S., Lu, T., Procaccia, A. D., and Sheffet, O. (2015). Optimal social choice functions: A utilitarian view. *Artificial Intelligence*, 227:190–213.
- Brandl, F. and Peters, D. (2022). Approval voting under dichotomous preferences: A catalogue of characterizations. *Journal of Economic Theory*, 205(1):105532.
- Broadie, M. (2012). Assessing golfer performance on the PGA TOUR. *Interfaces*, 42(2):146–165.
- Brown, J. (2011). Quitters never win: The (adverse) incentive effects of competing with superstars. *Journal of Political Economy*, 119(5):982–1013.
- Campbell, D. E. and Kelly, J. S. (2002). Impossibility theorems in the Arrovian framework. In Arrow, K. J., Sen, A. K., and Suzumura, K., editors, *Handbook of Social Choice and Welfare*, volume 1, pages 35–94. North-Holland, Amsterdam.
- Cervone, D. P., Gehrlein, W. V., and Zwicker, W. S. (2005). Which scoring rule maximizes Condorcet efficiency under IAC? *Theory and Decision*, 58(2):145–185.
- Chebotarev, P. Y. and Shamis, E. (1998). Characterizations of scoring methods for preference aggregation. *Annals of Operations Research*, 80:299–332.
- Ching, S. (1996). A simple characterization of plurality rule. *Journal of Economic Theory*, 71(1):298–302.

- Churilov, L. and Flitman, A. (2006). Towards fair ranking of Olympics achievements: the case of Sydney 2000. *Computers & Operations Research*, 33(7):2057–2082.
- Corvalan, A. (2018). How to rank rankings? Group performance in multiple-prize contests. *Social Choice and Welfare*, 51(2):361–380.
- Csató, L. (2020). The incentive (in)compatibility of group-based qualification systems. *International Journal of General Systems*, 49(4):374–399.
- Csató, L. (2021a). A comparative study of scoring systems by simulations. *arXiv preprint arXiv:2101.05744*.
- Csató, L. (2021b). *Tournament Design: How Operations Research Can Improve Sports Rules*. Palgrave Pivots in Sports Economics. Palgrave Macmillan, Cham, Switzerland.
- Csató, L. (2022). The unfairness of the revenue distribution system used in the UEFA club competitions. *arXiv preprint arXiv:2206.11746*.
- Daunou, P. (1995). A paper on elections by ballot. In McLean, I. and Urken, A., editors, *Classics in Social Choice*, pages 237–287. University of Michigan Press.
- David, H. A. and Nagaraja, H. N. (2003). *Order statistics*. John Wiley & Sons.
- de Borda, J. C. (1781). *Mémoire sur les Élections au Scrutin*. Histoire de l’Académie Royale des Sciences, Paris.
- de Clippel, G., Eliaz, K., and Knight, B. (2014). On the selection of arbitrators. *American Economic Review*, 104(11):3434–58.
- Dietzenbacher, B. J. and Kondratev, A. Y. (2022). Fair and consistent prize allocation in competitions. *Management Science*. Available at: <https://doi.org/10.1287/mnsc.2022.4520>.
- Diss, M., Kamwa, E., Moyouwou, I., and Smaoui, H. (2021). Condorcet efficiency of general weighted scoring rules under IAC: Indifference and abstention. In Diss, M. and Merlin, V., editors, *Evaluating Voting Systems with Probability Models*, Studies in Choice and Welfare, pages 55–73. Springer, Cham.
- Dutta, B., Jackson, M. O., and Le Breton, M. (2001). Strategic candidacy and voting procedures. *Econometrica*, 69(4):1013–1037.
- Dwork, C., Kumar, R., Naor, M., and Sivakumar, D. (2001). Rank aggregation methods for the web. In *Proceedings of the 10th International Conference on World Wide Web*, pages 613–622, New York, NY, USA. ACM.
- Dyer, J. S. and Miles Jr., R. F. (1976). An actual application of collective choice theory to the selection of trajectories for the Mariner Jupiter/Saturn 1977 project. *Operations Research*, 24(2):220–244.
- Ehrenberg, R. G. and Bognanno, M. L. (1990). Do tournaments have incentive effects? *Journal of Political Economy*, 98(6):1307–1324.
- Felsenthal, D. S. and Nurmi, H. (2018). *Voting Procedures for Electing a Single Candidate: Proving Their (In) Vulnerability to Various Voting Paradoxes*. Springer.
- Fine, B. and Fine, K. (1974). Social choice and individual rankings II. *The Review of Economic Studies*, 41(4):459–475.
- Fishburn, P. C. (1971). A comparative analysis of group decision methods. *Behavioral Science*, 16(6):538–544.
- Fishburn, P. C. (1973). *The Theory of Social Choice*. Princeton University Press.
- Fishburn, P. C. (1981). Inverted orders for monotone scoring rules. *Discrete Applied Mathematics*, 3(1):27–36.

- Fraenkel, J. and Grofman, B. (2014). The Borda Count and its real-world alternatives: Comparing scoring rules in Nauru and Slovenia. *Australian Journal of Political Science*, 49(2):186–205.
- Freeman, R., Brill, M., and Conitzer, V. (2014). On the axiomatic characterization of runoff voting rules. In *Proceedings of the AAAI Conference on Artificial Intelligence*, volume 28, pages 675–681.
- Frick, B. (2003). Contest theory and sport. *Oxford Review of Economic Policy*, 19(4):512–529.
- García-Lapresta, J. L., Marley, A. A. J., and Martínez-Panero, M. (2010). Characterizing best–worst voting systems in the scoring context. *Social Choice and Welfare*, 34(3):487–496.
- Gärdenfors, P. (1973). Positionalist voting functions. *Theory and Decision*, 4(1):1–24.
- Gehrlein, W., Gopinath, B., Lagarias, J., and Fishburn, P. (1982). Optimal pairs of score vectors for positional scoring rules. *Applied Mathematics and Optimization*, 8(1):309–324.
- Grabisch, M., Marichal, J.-L., Mesiar, R., and Pap, E. (2009). *Aggregation Functions*. Cambridge University Press.
- Grabisch, M., Marichal, J.-L., Mesiar, R., and Pap, E. (2011). Aggregation functions: means. *Information Sciences*, 181(1):1–22.
- Gürtler, O., Struth, L., and Thon, M. (2022). Competition and risk-taking. Technical report. Available at: <http://dx.doi.org/10.2139/ssrn.4180551>.
- Heckelman, J. C. and Ragan, R. (2021). Symmetric scoring rules and a new characterization of the Borda count. *Economic Inquiry*, 59(1):287–299.
- Hood, M. (2008). Consistency on the PGA Tour. *Journal of Sports Economics*, 9(5):504–519.
- Ianovski, E. and Kondratev, A. Y. (2021). Computing the proportional veto core. In *Proceedings of the AAAI Conference on Artificial Intelligence*, volume 35, pages 5489–5496.
- Janson, S. (2018). Phragmén’s and Thiele’s election methods. *arXiv preprint arXiv:1611.08826v2*.
- Kamwa, E. (2019). On the likelihood of the Borda effect: The overall probabilities for general weighted scoring rules and scoring runoff rules. *Group Decision and Negotiation*, 28(3):519–541.
- Kendall, G. and Lenten, L. J. (2017). When sports rules go awry. *European Journal of Operational Research*, 257(2):377–394.
- Kilgour, D. M., Grégoire, J.-C., and Foley, A. M. (2022). Weighted scoring elections: is Borda best? *Social Choice and Welfare*, 58(2):365–391.
- Kondratev, A. Y. and Nesterov, A. S. (2020). Measuring majority power and veto power of voting rules. *Public Choice*, 183:187–210.
- Kothiyal, A., Spinu, V., and Wakker, P. P. (2014). Average utility maximization: a preference foundation. *Operations Research*, 62(1):207–218.
- Krumer, A. (2021). Discouragement effect and alternative formats to increase suspense in professional biathlon. *European Sport Management Quarterly*. Available at: <https://doi.org/10.1080/16184742.2020.1868547>.
- Laplace, P.-S. (1886). *Œuvres complètes*, volume 7, chapter Théorie analytique des probabilités, pages 277–279. Available at: <https://gallica.bnf.fr/ark:/12148/bpt6k775950/f4>.
- Lepelley, D. (1992). Une caractérisation du vote à la majorité simple. *RAIRO-Operations Research*, 26(4):361–365.

- Lepelley, D. (1995). Condorcet efficiency of positional voting rules with single-peaked preferences. *Economic Design*, 1:289–299.
- Lepelley, D., Moyouwou, I., and Smaoui, H. (2018). Monotonicity paradoxes in three-candidate elections using scoring elimination rules. *Social Choice and Welfare*, 50(1):1–33.
- Lepelley, D., Pierron, P., and Valognes, F. (2000). Scoring rules, Condorcet efficiency and social homogeneity. *Theory and Decision*, 49(2):175–196.
- Lin, S. (2010). Rank aggregation methods. *Wiley Interdisciplinary Reviews: Computational Statistics*, 2(5):555–570.
- Llamazares, B. and Peña, T. (2015). Scoring rules and social choice properties: some characterizations. *Theory and Decision*, 78(3):429–450.
- Luce, R. D. and Raiffa, H. (1957). *Games and decisions: introduction and critical survey*. John Wiley and Sons, New York.
- Maskin, E. (2020). Arrow’s theorem, May’s axioms, and Borda’s rule. Technical report. Available at: https://scholar.harvard.edu/files/maskin/files/arrows_theorem_mays_axioms_and_bordas_rule_07.06.2020.pdf.
- Masthoff, J. (2015). Group recommender systems: Aggregation, satisfaction and group attributes. In Ricci, F., Rokach, L., and Shapira, B., editors, *Recommender Systems Handbook*, pages 743–776. Springer US, Boston, MA.
- Morkeliūnas, A. (1977). Neutrality and independence of alternatives in group decisions. *Lithuanian Mathematical Journal*, 17(1):95–99.
- Morkeliūnas, A. (1982). Two social choice rules alike to that of plurality and Borda’s. *Matematicheskie Metody v Sotsial’nyh Naukah (Mathematical Methods in Social Sciences, In Russian)*, 15:27–36. On two choice rules similar to the plurality rule and Borda’s rule. Translated to English in Ben Silver, editor, *Fourteen Papers Translated from the Russian*, American Mathematical Society translations, ser. 2, vol. 136, 1987.
- Moulin, H. (1981). The proportional veto principle. *The Review of Economic Studies*, 48(3):407–416.
- Moulin, H. (1991). *Axioms of Cooperative Decision Making*. Econometric Society Monographs. Cambridge University Press.
- Nanson, E. J. (1882). Methods of election. *Transactions and Proceedings of the Royal Society of Victoria*, 19:197–240.
- Öztürk, Z. E. (2020). Consistency of scoring rules: a reinvestigation of composition-consistency. *International Journal of Game Theory*, 49:801–831.
- Petróczy, D. G. and Csató, L. (2021). Revenue allocation in Formula One: a pairwise comparison approach. *International Journal of General Systems*, 50(3):243–261.
- Phillips, A. J. K. (2014). Uncovering Formula One driver performances from 1950 to 2013 by adjusting for team and competition effects. *Journal of Quantitative Analysis in Sports*, 10(2):261–278.
- Reilly, B. (2002). Social choice in the South Seas: Electoral innovation and the Borda count in the Pacific Island countries. *International Political Science Review*, 23(4):355–372.
- Richelson, J. T. (1978). A characterization result for the plurality rule. *Journal of Economic Theory*, 19(2):548–550.
- Saari, D. G. and Barney, S. (2003). Consequences of reversing preferences. *The Mathematical Intelligencer*, 25(4):17–31.
- Sanver, M. R. (2002). Scoring rules cannot respect majority in choice and elimination simultaneously. *Mathematical Social Sciences*, 43(2):151–155.

- Shmanske, S. (2007). Consistency or heroics: skewness, performance, and earnings on the PGA TOUR. *Atlantic Economic Journal*, 35(4):463–471.
- Sitarz, S. (2013). The medal points' incenter for rankings in sport. *Applied Mathematics Letters*, 26(4):408–412.
- Smith, J. H. (1973). Aggregation of preferences with variable electorate. *Econometrica*, 41(6):1027–1041.
- Stefani, R. (2011). The methodology of officially recognized international sports rating systems. *Journal of Quantitative Analysis in Sports*, 7(4).
- Stein, W. E., Mizzi, P. J., and Pfaffenberger, R. C. (1994). A stochastic dominance analysis of ranked voting systems with scoring. *European Journal of Operational Research*, 74(1):78–85.
- Thiele, T. N. (1895). Om flerfoldsvalg. *Oversigt over det Kongelige Danske Videnskabernes Selskabs Forhandlinger*, 1895:415–441.
- Tideman, T. N. (1987). Independence of clones as a criterion for voting rules. *Social Choice and Welfare*, 4(3):185–206.
- Wright, M. (2014). OR analysis of sporting rules – A survey. *European Journal of Operational Research*, 232(1):1–8.
- Young, H. P. (1974). A note on preference aggregation. *Econometrica*, 42(6):1129–1131.
- Young, H. P. (1975). Social choice scoring functions. *SIAM Journal on Applied Mathematics*, 28(4):824–838.
- Young, H. P. (1988). Condorcet's theory of voting. *American Political Science Review*, 82(4):1231–1244.