

ADDMC: Exact Weighted Model Counting with Algebraic Decision Diagrams

Jeffrey M. Dudek, Vu H. N. Phan, and Moshe Y. Vardi

Rice University
{jmd11, vhp1, vardi}@rice.edu

Abstract. We compute exact literal-weighted model counts of CNF formulas. Our algorithm employs dynamic programming, with Algebraic Decision Diagrams as the primary data structure. This technique is implemented in `ADDMC`, a new model counter. We empirically evaluate various heuristics that can be used with `ADDMC`. We also compare `ADDMC` to state-of-the-art exact model counters (`Cachet`, `c2d`, `d4`, `miniC2D`, and `sharpSAT`) on the two largest CNF model counting benchmark families (`BayesNet` and `Planning`). `ADDMC` solves the most benchmarks in total within the given timeout.

Keywords: Weighted model counting · Algebraic decision diagram · Dynamic programming

1 Introduction

Model counting is a fundamental problem in artificial intelligence, with applications in machine learning, probabilistic reasoning, and verification [13,4,22]. Given an input set of constraints, with the focus in this paper on Boolean constraints, the model counting problem is to count the number of satisfying assignments. Although this problem is $\#P$ -Complete [36], a variety of tools exist that can handle industrial sets of constraints, cf. [28,23].

Dynamic programming is a powerful technique that has been applied both across computer science [16] and specifically to model counting [2,27]. The key idea is to solve a large problem by solving a sequence of smaller subproblems and then incrementally combining these solutions into the final result. Dynamic programming provides a natural framework to solve a variety of problems defined on sets of constraints: subproblems can be formed by partitioning the constraints into sets, called *clusters*. This framework has also been instantiated into algorithms for database-query optimization [21] and SAT-solving [35,1,25]. Techniques for local computation can also be seen as a variant of this framework, e.g. in theorem proving [37] or probabilistic inference [31].

In this work, we study two algorithms that follow this dynamic-programming framework and can be adapted for model counting: *bucket elimination* [11] and *Bouquet's Method* [5]. Bucket elimination aims to minimize the amount of information needed to be carried between subproblems. When this information must be stored in an uncompressed table, bucket elimination will, with some

carefully chosen sequence of clusters, require the minimum possible amount of intermediate data (as governed by the treewidth of the input formula [2]). Intermediate data, however, need not necessarily be stored uncompressed. Several works have shown that using compact representations of intermediate data can dramatically improve bucket elimination for Bayesian inference [26,30,8]. Moreover, it has been observed that using compact representations – in particular, Binary Decision Diagrams (BDDs) – can allow Bouquet’s Method to outperform bucket elimination for SAT-solving [25]. Compact representations are therefore promising to improve dynamic-programming-based algorithms for model counting [2,27].

In particular, we consider the use of *Algebraic Decision Diagrams (ADDs)* [3] for model counting in a dynamic-programming framework. An ADD is a compact representation of a real-valued function as a directed acyclic graph. ADDs have been used in stochastic model checking [19] and stochastic planning [15]. ADDs have also been used for model counting [14], but not within a dynamic-programming framework. For functions with logical structure, an ADD representation can be exponentially smaller than the explicit representation. The construction of an ADD depends heavily on the choice of an order on the variables that form its domain, called a *diagram variable order*. Some variable orders may produce ADDs that are exponentially smaller than others for the same real-valued function. A variety of techniques exist in prior work to heuristically find diagram variable orders [33,18].

In addition to the diagram variable order, both bucket elimination and Bouquet’s Method require another order on the variables to build and arrange the clusters of input constraints; we call this a *cluster variable order*. We show in Section 5.1 that the choice of heuristics to find cluster variable orders has a significant impact on the runtime performance of both bucket elimination and Bouquet’s Method.

The primary contribution of this work is a dynamic-programming framework for weighted model counting that utilizes ADDs as a compact data structure. In particular:

- We lift the BDD-based approach of [25] for Boolean satisfiability to an ADD-based approach for weighted model counting.
- We implement this algorithm using ADDs and a variety of existing heuristics to produce **ADDMC**, a new weighted model counter.
- We perform an experimental comparison of **ADDMC** with a variety of other model counters and show that **ADDMC** solves the most benchmarks within the given timeout.

In Section 3, we outline the theoretical foundation for performing weighted model counting with ADDs. In Section 4, we present an algorithm for performing weighted model counting through dynamic-programming techniques, and discuss a variety of existing heuristics that can be used in the algorithm. In Section 5.1, we compare the performance of various heuristics in **ADDMC** and demonstrate that Bouquet’s Method is competitive with bucket elimination. In Section 5.2, we compare **ADDMC** against state-of-the-art model counters **Cachet**,

c2d, d4, miniC2D, and sharpSAT on two benchmark families: probabilistic inference (**BayesNet**) and planning (**Planning**). In particular, ADDMC is able to solve 87% of benchmarks while the next best solver d4 solves 84%. ADDMC is the fastest solver on 44% of the benchmarks. Through further analysis, we observe that ADDMC is less competitive on the **Planning** benchmarks but is a dramatic improvement over other counters on the **BayesNet** benchmarks. Finally, we conclude in Section 6.

2 Preliminaries

In this section, we introduce weighted model counting, the central problem of this work, and Algebraic Decision Diagrams, the primary data structure we use to solve weighted model counting.

2.1 Weighted Model Counting

The central problem of this work is to compute the weighted model count of a Boolean function, which we now define.

Definition 1. *Let $\varphi : 2^X \rightarrow \{0, 1\}$ be a Boolean function over a set of variables X , and let $W : 2^X \rightarrow \mathbb{R}$ be an arbitrary function. The weighted model count of φ w.r.t. W is*

$$W(\varphi) = \sum_{\tau \in 2^X} \varphi(\tau) \cdot W(\tau).$$

The function $W : 2^X \rightarrow \mathbb{R}$ is called a *weight function*. In this work, we focus on so-called *literal-weight functions*, where the weight of a model can be expressed as the product of weights associated with all satisfied literals. That is, where the weight function W can be expressed for all $\tau \in 2^X$ as

$$W(\tau) = \prod_{x \in \tau} W^+(x) \cdot \prod_{x \in X \setminus \tau} W^-(x)$$

for some functions $W^+(x), W^-(x) : X \rightarrow \mathbb{R}$. One can interpret these literal-weight functions W as assigning a real number weight to each literal: $W^+(x)$ to x and $W^-(x)$ to $\neg x$. It is common to restrict attention to weight functions whose range lies in the positive reals or in $[0, 1]$.

When φ is given as a CNF formula, computing the literal-weighted model count is #P-Complete [36]. Several algorithms and tools for weighted model counting directly reason about the CNF representation. For example, **Cachet** uses DPLL search combined with component caching and clause learning to perform weighted model counting [28].

If φ is given in a compact representation – e.g., as a Binary Decision Diagram (BDD) [6] or as a Sentential Decision Diagram (SDD) [10] – computing the literal-weighted model count can be done in time polynomial in the size of the representation. One recent tool for weighted model counting that exploits this is

`miniC2D`, which compiles the input CNF formula into an SDD and then performs a polynomial-time count on the SDD [23]. Nevertheless, these usually-compact representations may be exponential in the size of the corresponding CNF formula in the worst case.

2.2 Algebraic Decision Diagrams

The central data structure we use in this work is an *Algebraic Decision Diagram* (or *ADD*) [3], a compact representation of a function as a directed acyclic graph. Formally, an ADD is a tuple (X, S, π, G) , where X is a set of Boolean variables, S is an arbitrary set (called the *carrier set*), $\pi : X \rightarrow \mathbb{N}$ is an injection (called the *diagram variable order*), and G is a rooted directed acyclic graph satisfying the following three properties. First, every terminal node of G is labeled with an element of S . Second, every non-terminal node of G is labeled with an element of X and has two outgoing edges labeled 0 and 1. Finally, for every path in G , the labels of the visited non-terminal nodes must occur in increasing order under π . ADDs were originally designed for use in matrix multiplication and shortest path algorithms [3] and have since been used for stochastic model checking [19] and stochastic planning [15]. In this work, we do not need arbitrary carrier sets; it is sufficient to consider ADDs with $S = \mathbb{R}$.

An ADD (X, S, π, G) is a compact representation of a function $f : 2^X \rightarrow S$. Although there are many ADDs representing each such function f , for each injection $\pi : X \rightarrow \mathbb{N}$ there is a unique minimal ADD that represents f with π as the diagram variable order, called the *canonical ADD*. ADDs can be minimized in polynomial time, so it is typical to only work with canonical ADDs. Given two ADDs representing functions f and g , the ADDs representing $f + g$ and $f \cdot g$ can also be computed in polynomial time.

The choice of diagram variable order can have a dramatic impact on the size of the ADD. A variety of techniques exist to heuristically find diagram variable orders. Moreover, since Binary Decision Diagrams (or BDDs) [6] can be seen as ADDs with carrier set $S = \{0, 1\}$, there is significant overlap with the techniques to find variable orders for BDDs. We discuss these heuristics in more detail in Section 4.

Several tools exist for efficiently manipulating ADDs. Here we use the tool CUDD [32], which supports carrier sets $S = \{0, 1\}$ and (using floating-point arithmetic) $S = \mathbb{R}$. In particular, CUDD offers APIs for carrying out multiplication and addition of ADDs.

3 Using ADDs for Weighted Model Counting with Early Projection

An ADD with carrier set \mathbb{R} can be used to represent both a Boolean function $\varphi : 2^X \rightarrow \{0, 1\}$ and a weight function $W : 2^X \rightarrow \mathbb{R}$. ADDs are thus a natural candidate as a data structure for weighted model counting algorithms.

In this section, we outline theoretical foundations for performing weighted model counting with ADDs. We consider first the general case of weighted model counting. We then specialize to literal-weighted model counting of CNF formulas and show how the technique of early projection can take advantage of such factored representations for φ and W .

3.1 General Weighted Model Counting

We assume that the Boolean formula φ and weight function W are represented as ADDs. The goal is to compute $W(\varphi)$, the weighted model count of φ w.r.t. W . To do this, we define two operations on functions $2^X \rightarrow \mathbb{R}$ that can be efficiently computed using the ADD representation: *product* and *projection*. These operations are combined in Theorem 1 to perform weighted model counting.

First, we define the *product* of two functions.

Definition 2. *Let X and Y be sets of variables. The product of $A : 2^X \rightarrow \mathbb{R}$ and $B : 2^Y \rightarrow \mathbb{R}$ is the function $A \cdot B : 2^{X \cup Y} \rightarrow \mathbb{R}$ defined for all $\tau \in 2^{X \cup Y}$ by*

$$(A \cdot B)(\tau) = A(\tau \cap X) \cdot B(\tau \cap Y).$$

Note that the operator \cdot is commutative, associative, and has an identity element $\mathbf{1} : 2^\emptyset \rightarrow \mathbb{R}$ (that maps \emptyset to 1). If $\varphi : 2^X \rightarrow \{0, 1\}$ and $\psi : 2^Y \rightarrow \{0, 1\}$ are Boolean formulas, their product $\varphi \cdot \psi$ is the Boolean function corresponding to their conjunction $\varphi \wedge \psi$. As mentioned earlier, CUDD enables implementation of the operator \cdot for ADDs.

Second, we define the *projection* of a real-valued function, which reduces the number of Boolean variables by “summing out” a single variable. Variable projection in real-valued functions is similar to variable elimination in Bayesian networks [38].

Definition 3. *Let X be a set of variables and let $x \in X$. The projection of $A : 2^X \rightarrow \mathbb{R}$ w.r.t. x is the function $\exists_x A : 2^{X \setminus \{x\}} \rightarrow \mathbb{R}$ defined for all $\tau \in 2^{X \setminus \{x\}}$ by*

$$(\exists_x A)(\tau) = A(\tau) + A(\tau \cup \{x\}).$$

One can check that projection is commutative, i.e., $\exists_x \exists_y A = \exists_y \exists_x A$ for all variables $x, y \in X$ and functions $A : 2^X \rightarrow \mathbb{R}$. CUDD enables implementation of the projection operator for ADDs via ADD addition.

We are now ready to use product and projection to perform weighted model counting, through the following theorem.

Theorem 1. *Let $\varphi : 2^X \rightarrow \{0, 1\}$ be a Boolean function over a set of variables $X = \{x_1, \dots, x_n\}$, and let $W : 2^X \rightarrow \mathbb{R}$ be an arbitrary weight function. Then*

$$W(\varphi) = (\exists_{x_1} \dots \exists_{x_n} (\varphi \cdot W))(\emptyset).$$

Theorem 1 suggests that $W(\varphi)$ can be computed by constructing an ADD for φ and another for W , computing the ADD for their product $\varphi \cdot W$, and performing a sequence of projections to obtain the final weighted model count. Unfortunately, we see in Section 5 that this “monolithic” approach is infeasible on many benchmarks: the ADD representation for $\varphi \cdot W$ is often too large, even with the best possible diagram variable order.

Instead, we show in the following section a technique for avoiding the construction of an ADD for $\varphi \cdot W$ by rearranging the products and projections.

3.2 Early Projection

A key technique in symbolic computation is that of *early projection*: when performing a product followed by a projection (as in Theorem 1), it is sometimes possible and advantageous to perform the projection first. Early projection is possible when one component of the product does not depend on the projected variable. Early projection has been used in a variety of settings, including database-query optimization [17], symbolic model checking [7], and satisfiability solving [24]. The formal statement is as follows.

Theorem 2 (Early Projection). *Let X and Y be sets of variables, $A : 2^X \rightarrow \mathbb{R}$, and $B : 2^Y \rightarrow \mathbb{R}$. For all $x \in X \setminus Y$,*

$$\exists_x(A \cdot B) = (\exists_x A) \cdot B.$$

The use of early projection in Theorem 1 is quite limited when φ and W have already been represented as ADDs; since on many benchmarks, both φ and W depend on most of the variables. If φ is a CNF formula and W is a literal-weight function, however, both φ and W can be rewritten as the product of smaller functions. This can significantly increase the applicability of early projection.

Assume that φ is a CNF formula, i.e., given as a set of clauses. For every clause $C \in \varphi$, observe that C is a Boolean function $C : 2^{X_C} \rightarrow \{0, 1\}$ (where $X_C \subseteq X$ is the set of variables that appear in C) that maps satisfying assignments to 1 and unsatisfying assignments to 0. One can check using Definition 2 that $\varphi = \prod_{C \in \varphi} C$.

Similarly, assume that $W : 2^X \rightarrow \mathbb{R}$ is a literal-weight function. For every $x \in X$, define $W_x : 2^{\{x\}} \rightarrow \mathbb{R}$ to be the function that maps \emptyset to $W^-(x)$ and $\{x\}$ to $W^+(x)$. One can check using Definition 2 that $W = \prod_{x \in X} W_x$.

When φ is a CNF formula and W is a literal-weight function, then, we can rewrite Theorem 1 as

$$W(\varphi) = \left(\exists_{x_1} \cdots \exists_{x_n} \left(\prod_{C \in \varphi} C \cdot \prod_{x \in X} W_x \right) \right) (\emptyset). \quad (1)$$

By taking advantage of the commutative and associative properties of the product operator and the commutative property of projection, it is possible to rearrange Equation (1) in order to apply early projection. We present an algorithm to perform this rearrangement in the following section.

4 Dynamic Programming for Model Counting

We now discuss an algorithm for performing literal-weighted model counting of CNF formulas using ADDs through dynamic-programming techniques.

Algorithm 1: ADD Weighted Model Counting

Input: φ : nonempty CNF formula over variables X
Input: $W : 2^X \rightarrow \mathbb{R}$: literal-weight function
Output: $W(\varphi)$: weighted model count of φ w.r.t. W

```

1  $\pi \leftarrow \text{get-diagram-var-order}(\varphi)$ 
2  $\rho \leftarrow \text{get-cluster-var-order}(\varphi)$ 
3  $m \leftarrow \max_{x \in X} \rho(x)$ 
4 for  $i = m, m-1, \dots, 2, 1$ 
5    $\kappa_i \leftarrow \{C \in \varphi : \text{get-cluster-rank}(C, \rho) = i\}$ 
   /* constructing cluster  $\kappa_i$  of rank  $i$  */
6    $X_i \leftarrow \text{Vars}(\kappa_i) \setminus (\text{Vars}(\kappa_{i+1}) \cup \dots \cup \text{Vars}(\kappa_m))$ 
   /* the variables in  $X_i$  will be projected at step  $i$  in the next loop */
7    $X_m \leftarrow X_m \cup (X \setminus (\text{Vars}(\kappa_1) \cup \dots \cup \text{Vars}(\kappa_m)))$ 
   /* collecting variables declared in  $X$  which do not appear in  $\varphi$  */
8 for  $i = 1, 2, \dots, m$ 
9   if  $\kappa_i \neq \emptyset$ 
10     $A \leftarrow \text{get-ADD}(\kappa_i, \pi)$ 
11    for  $x \in X_i$ 
12       $A \leftarrow \exists_x (A \cdot W_x)$ 
13    if  $i < m$ 
14       $j \leftarrow \text{choose-cluster}(A, i)$ 
15       $\kappa_j \leftarrow \kappa_j \cup \{A\}$ 
16 return  $A(\emptyset)$ 

```

Our algorithm is presented as Algorithm 1. Broadly, our algorithm partitions the clauses of a formula φ into a sequence of clusters $\kappa_1, \kappa_2, \dots, \kappa_m$. For each cluster, we construct the ADD corresponding to the conjunction of its clauses. These ADDs are then incrementally combined via the product operator. Throughout, each variable of the ADD is projected as early as Theorem 2 allows (where X_i indicates the variables that can be projected after each iteration i). At the end of the algorithm, all variables have been projected and the resulting ADD has a single node representing the weighted model count. This algorithm can be seen as rearranging the terms of Equation 1 (according to the clusters) in order to perform the projections indicated by X_i at each step i .

The helper function $\text{get-ADD}(\kappa_i, \pi)$ constructs the ADD representing the product of all clauses in cluster κ_i (including, possibly, ADDs that were added to κ_i on line 15 of prior iterations) using π as the diagram variable order. The remaining functions that appear within Algorithm 1, namely get-cluster-rank , choose-cluster , $\text{get-diagram-var-order}$, and $\text{get-cluster-var-order}$, represent heuristics that can be used to tune the specifics of Algorithm 1.

Before discussing the various heuristics, we assert the correctness of Algorithm 1 in the following theorem.

Theorem 3. *Let φ be a nonempty CNF formula over variables X and let $W : 2^X \rightarrow \mathbb{R}$ be a literal-weight function. Assume that `get-diagram-var-order` returns an injection $X \rightarrow \mathbb{N}$, and moreover that for every call to `get-cluster-rank` and `choose-cluster` the following properties hold:*

1. $1 \leq \text{get-cluster-rank}(C, \rho) \leq m$,
2. $i < \text{choose-cluster}(A, i) \leq m$, and
3. for all $k \in \mathbb{N}$ s.t. $i < k < \text{choose-cluster}(A, i)$, the sets of variables X_k and $\text{Vars}(A)$ are disjoint.

Then Algorithm 1 returns $W(\varphi)$.

Condition 1 ensures that $\{\kappa_1, \kappa_2, \dots, \kappa_m\}$ is a partition of the clauses of φ . Condition 2 ensures that line 15 always places A in a cluster that has not yet been processed. Condition 3 ensures that every variable x projected in every step i does not appear in later clusters (i.e., $x \notin \text{Vars}(\kappa_j)$ for all $i < j \leq m$). These three invariants are sufficient to prove that Algorithm 1 indeed computes the weighted model count of φ w.r.t. W . All the heuristics we describe in this section satisfy the conditions of Theorem 3.

In the remainder of this section, we discuss various existing heuristics that can be used to implement `get-diagram-var-order`, `get-cluster-var-order`, `get-cluster-rank`, and `choose-cluster`. We compare the performance of these heuristics for Algorithm 1 in Section 5.

4.1 Heuristics for `get-diagram-var-order` and `get-cluster-var-order`

The heuristic chosen for `get-diagram-var-order` indicates the diagram variable order to use in every ADD constructed by Algorithm 1. The heuristic chosen for `get-cluster-var-order` indicates the variable order which, when combined with the heuristic for `get-cluster-rank`, is used to order the clauses of φ (**BE** orders clauses by the smallest variable that appears, while **BM** orders them by the largest variable that appears). In this work, we consider seven possible heuristics for each variable order: **Random**, **MCS**, **LexP**, **LexM**, **InvMCS**, **InvLexP**, and **InvLexM**.

A simple heuristic for these variable orders is to randomly order the variables, i.e., for a formula over variables X , sample an injection $X \rightarrow \{1, 2, \dots, |X|\}$ uniformly at random. We call this the **Random** heuristic. **Random** is a baseline for comparison of the other variable order heuristics.

For the remaining heuristics, we must define the *Gaifman graph* G_φ of a formula φ . The Gaifman graph of φ has a vertex for every variable in φ . Two vertices are connected by an edge if and only if the corresponding variables appear in the same clause of φ .

One such heuristic is called *Maximum-Cardinality Search* [33]. At each step of the heuristic, the next variable chosen is the variable adjacent in G_φ to the

greatest number of previously chosen variables (breaking ties arbitrarily). We call this the **MCS** heuristic for variable order.

Another such heuristic is called *Lexicographic search for perfect orders* [18]. Each vertex of G_φ is assigned a set of vertices (called the *label*), which is initially empty. At each step of the heuristic, the next variable chosen is the variable x whose label is lexicographically smallest among the unchosen variables (breaking ties arbitrarily). Then x is added to the label of its neighbors in G_φ . We call this the **LexP** heuristic for variable order.

A similar heuristic is called *Lexicographic search for minimal orders* [18]. As before, each vertex of G_φ is assigned an initially-empty label. At each step of the heuristic, the next variable chosen is again the variable x whose label is lexicographically smallest (breaking ties arbitrarily). In this case, x is added to the label of every variable y where there is a path $x, z_1, z_2, \dots, z_k, y$ in G_φ s.t. every z_i is unchosen and the label of z_i is lexicographically smaller than the label of y . We call this the **LexM** heuristic for variable order.

Additionally, the variable orders produced by each of the heuristics **MCS**, **LexP**, and **LexM** can be inverted. We call these new heuristics **InvMCS**, **InvLexP**, and **InvLexM**.

4.2 Heuristics for get-cluster-rank

The heuristic chosen for **get-cluster-rank** indicates the strategy for clustering the clauses of φ . In this work, we consider three possible heuristics to be chosen for **get-cluster-rank** that satisfy the conditions of Theorem 3: **Mono**, **BE**, and **BM**.

One simple case is when **get-cluster-rank** is constant on all clauses, e.g., when $\text{get-cluster-rank}(C, \rho) = m$ for all $C \in \varphi$. In this case, all clauses of φ are placed in κ_m , so line 10 of Algorithm 1 combines every clause of φ into a single ADD before performing projections. This corresponds to the monolithic approach we discussed in Section 3.1. We thus call this the **Mono** heuristic for **get-cluster-rank**. Notice that the performance of Algorithm 1 with **Mono** does not depend on the heuristic for **get-cluster-var-order** or **choose-cluster**. This heuristic has previously been applied to ADDs in the context of knowledge compilation [14].

A more complex heuristic assigns the rank of each clause to be the smallest ρ -rank of the variables that appear in the clause. That is, $\text{get-cluster-rank}(C, \rho) = \min_{x \in \text{vars}(C)} \rho(x)$. This heuristic corresponds to *bucket elimination* [11], so we call this the **BE** heuristic. In this case, notice that every clause containing $x \in X$ can only appear in κ_j with $j \leq \rho(x)$. It follows that x has always been projected by the end of iteration $\rho(x)$ of Algorithm 1 using **BE**.

A closely related heuristic assigns the rank of each clause to be the largest ρ -rank of the variables that appear in the clause. That is, $\text{get-cluster-rank}(C, \rho) = \max_{x \in \text{vars}(C)} \rho(x)$. This heuristic corresponds to *Bouquet's Method* [5], so we call this the **BM** heuristic. We can make no similar guarantees about when each variable x is projected in Algorithm 1 using **BM**.

4.3 Heuristics for choose-cluster

The heuristic chosen for `choose-cluster` indicates the strategy for combining the ADDs produced from each cluster. In this work, we consider two possible heuristics to use for `choose-cluster` that satisfy the conditions of Theorem 3: **List** and **Tree**.

One heuristic is when `choose-cluster` selects to place A in the closest cluster that satisfies the conditions of Theorem 3, namely the next cluster to be processed. That is, `choose-cluster`(A, i) = $i + 1$. Under this heuristic, Algorithm 1 equivalently builds an ADD for each cluster and then combines the list of ADDs one-by-one, in-order, projecting variables as early as possible. At every iteration, there is a single intermediate ADD representing the combination of previous clusters. We call this the **List** heuristic.

Another heuristic is when `choose-cluster` selects to place A in the furthest cluster that satisfies the conditions of Theorem 3. That is, `choose-cluster`(A, i) returns the smallest $j > i$ such that X_j and $\text{Vars}(A)$ are not disjoint (or returns m , if $\text{Vars}(A) = \emptyset$). At every iteration, there may be many intermediate ADDs representing the combination of previous clusters. We call this the **Tree** heuristic.

Notice that the computational structure of Algorithm 1 can be represented by a tree of clusters, where the cluster κ_i is the child of κ_j whenever the ADD produced from cluster κ_i is placed in κ_j after line 14 (i.e., $j = \text{choose-cluster}(A, i)$ at iteration i). These trees are always left-deep under the **List** heuristic, but can be more complex using the **Tree** heuristic.

A *clustering heuristic* is a valid combination of a `get-cluster-rank` heuristic and a `choose-cluster` heuristic. The five clustering heuristics are: **Mono**, **BE-List**, **BE-Tree**, **BM-List**, and **BM-Tree**.

5 Empirical Evaluation

We aim to: (1) find good heuristic configurations for our tool ADDMC, and (2) compare ADDMC against state-of-the-art exact model counters **Cachet** [28], **c2d** [9], **d4** [20], **miniC2D** [23], and **sharpSAT** [34]. We use the largest CNF model counting benchmark family **BayesNet**, which contains 1091 weighted benchmarks [29]. Although our focus is on weighted model counting, we also consider 557 unweighted **Planning** benchmarks, which constitute the second-largest CNF model counting benchmark family.¹

Our ADDMC source code and experimental data can be obtained from a repository.²

5.1 Experiment 1: Comparing ADDMC Heuristics

ADDMC heuristic configurations are constructed from five options for clustering heuristics (**Mono**, **BE-List**, **BE-Tree**, **BM-List**, and **BM-Tree**) and seven

¹ From <http://www.cril.univ-artois.fr/KC/benchmarks.html>

² See <https://github.com/vardigroup/ADDMC>

options for variable order heuristics (**Random**, **MCS**, **InvMCS**, **LexP**, **InvLexP**, **LexM**, and **InvLexM**). Using one variable order heuristic for the cluster variable order and another for the diagram variable order gives us 245 configurations in total. We compare these configurations to find the best combination of heuristics.

We run each job on an exclusive node in a homogeneous Linux cluster. Each node has a Xeon E5-2650v2 CPU (2.60-GHz) with 32 GB of memory. The time cap for each job is 100-second.

Result Table 1 reports the best, median, and worst across all 245 ADDMC heuristic configurations. Evidently, some configurations perform quite well while others perform quite poorly. We choose **BM-Tree** with **LexP** cluster variable order and **InvMCS** diagram variable order as the representative configuration for Experiment 2.

Table 1. A comparison of the number of benchmarks solved by the best, median, and worst heuristic configurations after 100 seconds. The best configuration for each clustering heuristic is also shown. ADDMC has 245 possible heuristic configurations, and their performance varies widely on both benchmark families.

Clustering	Cluster var	Diagram var	Benchmarks solved			Ranking
			BayesNet	Planning	Total	
<i>BM-Tree</i>	<i>LexP</i>	<i>InvMCS</i>	1060	326	1386	<i>Best (overall)</i>
BE-Tree	InvMCS	InvLexP	1022	348	1370	Best BE-Tree
BM-List	LexP	InvMCS	1036	331	1367	Best BM-List
BE-List	InvLexP	MCS	1000	265	1265	Best BE-List
<i>BE-List</i>	<i>LexP</i>	<i>LexP</i>	394	214	608	<i>Median</i>
Mono	LexM	LexP	85	154	239	Best Mono
<i>BE-List</i>	<i>Random</i>	<i>Random</i>	15	60	75	<i>Worst</i>

Figure 1 shows the best, median, and worst ADDMC heuristic configurations. The wide range of performance indicates that the choice of heuristics is essential to the competitiveness of ADDMC.

5.2 Experiment 2: Comparing Exact Model Counters

In the previous experiment, the best ADDMC heuristic configuration is **BM-Tree** clustering with **LexP** cluster variable order and **InvMCS** diagram variable order. We now compare ADDMC using this configuration against state-of-the-art ex-

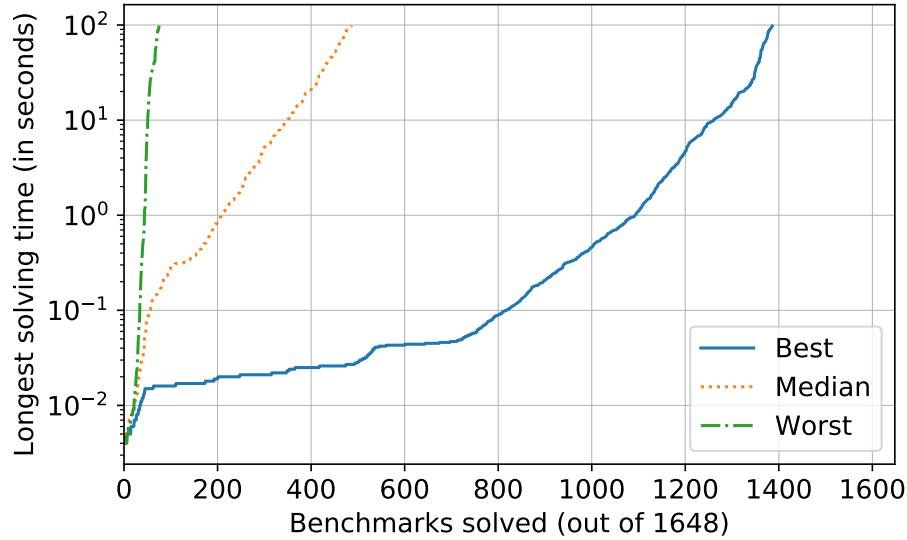


Fig. 1. A cactus plot of the number of benchmarks solved by the best, median, and worst heuristic configurations for a given timeout. ADDMC’s 245 configurations have significantly different performance.

act model counters: `Cachet`, `c2d`³, `d4`, `miniC2D`, and `sharpSAT`⁴. Again, we use two standard CNF model counting benchmark families: `BayesNet` (weighted) and `Planning` (unweighted).

We run each job on an exclusive node in a homogeneous Linux cluster. Each node has a Xeon E5-2650v2 CPU (2.60-GHz) with 32 GB of memory. The time cap for each job is 1000-second.

Note that `Cachet` computes `long double` floating-point counts for weighted model counting, whereas other model counters use `double` precision. For unweighted model counting, ADDMC uses 64-bit floats, while other model counters use arbitrary-precision integers. We count benchmarks on which the floating-point numbers used by ADDMC overflow as failures.

Result Table 2 summarizes the performance of six exact model counters. ADDMC solves the most benchmarks overall. Split by benchmark family, ADDMC solves fewer benchmarks than the other methods on the `Planning` benchmarks. One partial explanation is that the floating-point numbers used by ADDMC overflow on

³ `c2d` does not natively support weighted model counting. In order to compare `c2d` on the weighted `BayesNet` benchmarks, we use `c2d` to compile CNF into d-DNNF then use `d-DNNF-reasoner` to compute the weighted model counts.

⁴ `sharpSAT` does not natively support weighted model counting. We are not aware of a straightforward method to have `sharpSAT` compute the weighted model counts of the `BayesNet` benchmarks.

Table 2. A comparison of ADDMC with a variety of existing model counters on 1648 weighted and unweighted benchmarks, sorted by the number of total benchmarks completed within 1000 seconds (since `sharpSAT` is an unweighted model counter, we did not evaluate it on the `BayesNet` weighted benchmarks). ADDMC solves the most benchmarks overall. ADDMC is less competitive on the `Planning` benchmarks but is a dramatic improvement on the `BayesNet` benchmarks.

Model counter	Benchmarks solved					
	BayesNet		Planning		Total	
	Number	Percentage	Number	Percentage	Number	Percentage
ADDMC	1077	98.72%	353	63.38%	1430	86.77%
d4	938	85.98%	444	79.71%	1382	83.86%
miniC2D	916	83.96%	426	76.48%	1342	81.43%
c2d	839	76.90%	441	79.17%	1280	77.67%
Cachet	776	71.13%	410	73.61%	1186	71.97%
sharpSAT	-	-	428	76.84%	-	-

35 of these benchmarks, which we count as failures. On the other hand, ADDMC is a dramatic improvement over other tools on the `BayesNet` benchmarks. In particular, ADDMC is able to solve 114 benchmarks that no other tool we tested can. See Figure 2 and Figure 3 for a more detailed analysis of solver runtime on the `Planning` and `BayesNet` benchmarks respectively.

Regarding correctness, to compare model counts produced by different counters, we consider non-negative real numbers $a \leq b$ equal when:

$$\begin{cases} b - a < 10^{-3} & \text{if } a = 0 \text{ or } b < 10 \\ b/a < 1 + 10^{-5} & \text{otherwise} \end{cases} \quad (2)$$

The first case is mostly for `BayesNet` weighted model counts, which are at most 1. The second case is for `Planning` unweighted model counts, which can be large integers.

Within the equality tolerance in Equation (2), ADDMC produces the same model counts as other tools (`Cachet`, `c2d`, `d4`, `miniC2D`, and `sharpSAT`), with two exceptions. First, on the `BayesNet` benchmarks, `d4` outputs some numbers that are different from other tools. A similar issue occurs with `Cachet` on the `Planning` benchmarks.

6 Discussion

We developed a dynamic-programming framework for weighted model counting that captures both bucket elimination and Bouquet’s Method. We implemented this algorithm in ADDMC, a new exact weighted model counter. We used ADDMC to compare bucket elimination and Bouquet’s Method across a variety of variable order heuristics on two standard model counting benchmark families and concluded that Bouquet’s Method is competitive with bucket elimination. Moreover, we demonstrated that ADDMC solved more benchmarks than state-of-the-art model counters (`Cachet`, `c2d`, `d4`, `miniC2D`, and `sharpSAT`) on the combined

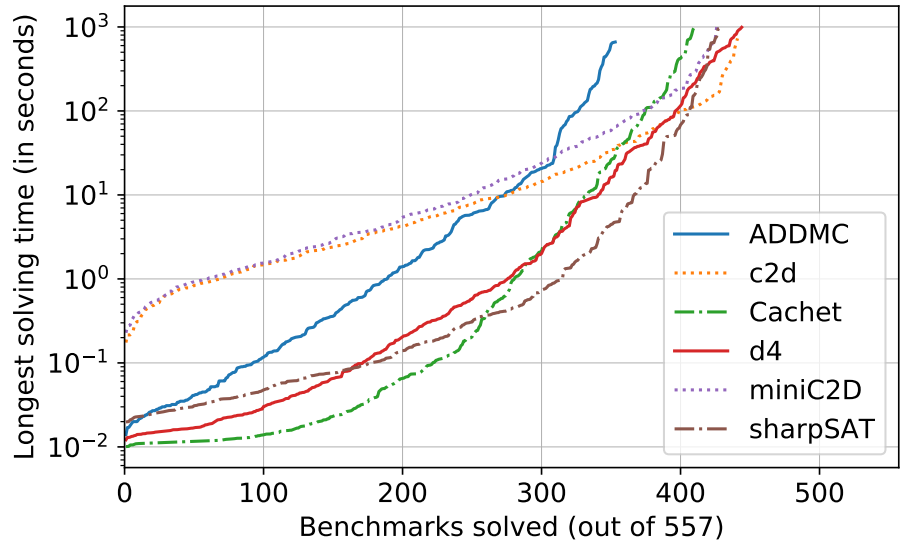


Fig. 2. A cactus plot of the number of unweighted **Planning** benchmarks solved by various tools for a given timeout. ADDMC is outperformed by the state of the art on these benchmarks.

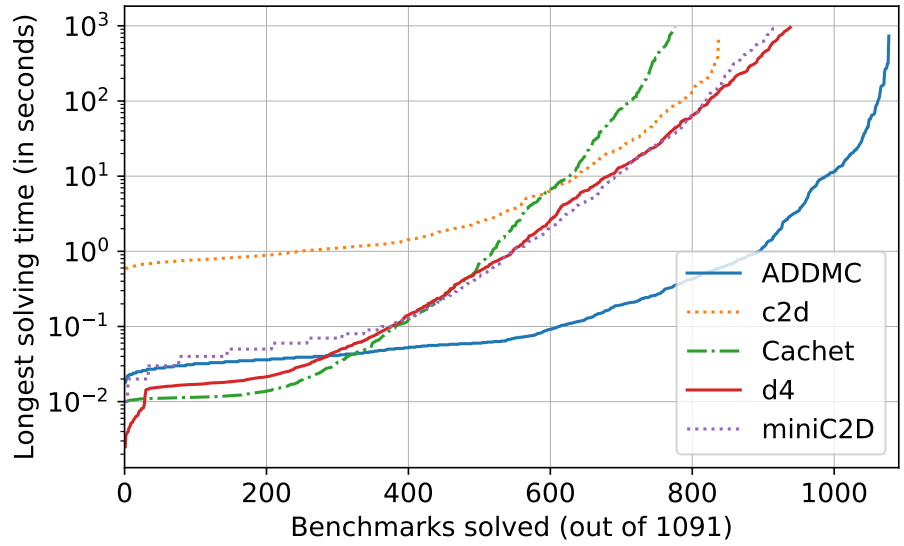


Fig. 3. A cactus plot of the number of weighted **BayesNet** benchmarks solved by various tools for a given timeout. ADDMC significantly outperforms the state of the art on these benchmarks.

benchmark set of **Planning** and **BayesNet**. On further analysis, **ADDMC** is outperformed by the other tools on the **Planning** benchmarks but is the fastest tool on the **BayesNet** benchmarks. Thus **ADDMC** is valuable as part of a portfolio solver, and **ADD**-based approaches to model counting in general are promising and deserve further study. For example, it would be interesting to discover the fundamental reason why our approach works well on the **BayesNet** benchmarks but not on the **Planning** benchmarks.

Bucket elimination has been well-studied theoretically, with close connections to treewidth and tree-decompositions [11,8]. On the other hand, Bouquet’s Method is much less well-known. Previous work [25] has also observed that Bouquet’s Method can outperform bucket elimination using compact representations. An interesting direction for future work is to develop a theoretical framework to explain the relative performance between bucket elimination and Bouquet’s Method.

In this work, we focused on **ADDs** implemented in the library **CUDD**. There are other **ADD** libraries that may be fruitful to explore in the future. For example, the **ADD** library **Sylvan** [12] supports arbitrary-precision arithmetic and multicore operations on **ADDs**, which would allow us to compute large unweighted model counts (and thus improve the performance on the **Planning** benchmarks) and investigate the impact of parallelism on our techniques. It would also be interesting to explore dynamic-programming techniques for model counting using other compact representations, e.g., affine **ADDs** [30].

Acknowledgment

This work was supported in part by NSF grant IIS-1527668, by the Big-Data Private-Cloud Research Cyberinfrastructure MRI-award funded by NSF under grant CNS-1338099, by the Ken Kennedy Institute Computer Science & Engineering Enhancement Fellowship funded by the Rice Oil & Gas HPC Conference, by the Ken Kennedy Institute for Information Technology 2017/18 Cray Graduate Fellowship, and by Rice University.

References

1. Aguirre, A.S.M., Vardi, M.Y.: Random 3-SAT and BDDs: the plot thickens further. In: Intl. Conf. on Principles and Practice of Constraint Programming. pp. 121–136 (2001)
2. Bacchus, F., Dalmao, S., Pitassi, T.: Solving #SAT and Bayesian inference with backtracking search. *J. of AI Research* **34**, 391–442 (2009)
3. Bahar, R.I., Frohm, E.A., Gaona, C.M., Hachtel, G.D., Macii, E., Pardo, A., Somenzi, F.: Algebraic decision diagrams and their applications. *Formal Methods in System Design* **10**(2-3), 171–206 (1997)
4. Biere, A., Heule, M., van Maaren, H.: Handbook of satisfiability, vol. 185. IOS Press (2009)

5. Bouquet, F.: Gestion de la dynamicité et énumération d'impliquants premiers: une approche fondée sur les diagrammes de décision binaire. Ph.D. thesis, Aix-Marseille 1 (1999)
6. Bryant, R.E.: Graph-based algorithms for Boolean function manipulation. *IEEE Trans. on Computers* **35**(8) (1986)
7. Burch, J., Clarke, E., Long, D.: Symbolic model checking with partitioned transition relations. In: *VLSI*. pp. 49–58 (1991)
8. Chavira, M., Darwiche, A.: Compiling Bayesian networks using variable elimination. In: *IJCAI*. pp. 2443–2449 (2007)
9. Darwiche, A.: New advances in compiling CNF into decomposable negation normal form. In: *ECAI*. pp. 328–332 (2004)
10. Darwiche, A.: SDD: a new canonical representation of propositional knowledge bases. In: *IJCAI*. pp. 819–826 (2011)
11. Dechter, R.: Bucket elimination: a unifying framework for reasoning. *AI* **113**(1-2), 41–85 (1999)
12. van Dijk, T., van de Pol, J.: Sylvan: multi-core decision diagrams. In: *International Conference on Tools and Algorithms for the Construction and Analysis of Systems*. pp. 677–691. Springer (2015)
13. Domshlak, C., Hoffmann, J.: Probabilistic planning via heuristic forward search and weighted model counting. *J. of AI Research* **30**, 565–620 (2007)
14. Fargier, H., Marquis, P., Niveau, A., Schmidt, N.: A knowledge compilation map for ordered real-valued decision diagrams. In: *AAAI*. pp. 1049–1055 (2014)
15. Hoey, J., St-Aubin, R., Hu, A., Boutilier, C.: SPUDD: stochastic planning using decision diagrams. In: *Conf. on Uncertainty in AI*. pp. 279–288 (1999)
16. Howard, R.A.: *Dynamic programming*. Management Science (1966)
17. Kolaitis, P., Vardi, M.: Conjunctive-query containment and constraint satisfaction. *J. of Computer and System Sciences* **61**(2), 302–332 (2000)
18. Koster, A.M., Bodlaender, H.L., Van Hoesel, S.P.: Treewidth: computational experiments. *Electronic Notes in Discrete Mathematics* **8**, 54–57 (2001)
19. Kwiatkowska, M., Norman, G., Parker, D.: Stochastic model checking. In: *Intl. School on Formal Methods for the Design of Computer, Communication and Software Systems*. pp. 220–270 (2007)
20. Lagniez, J.M., Marquis, P.: An improved decision-DNNF compiler. In: *IJCAI*. pp. 667–673 (2017)
21. McMahan, B.J., Pan, G., Porter, P., Vardi, M.Y.: Projection pushing revisited. In: *Intl. Conf. on Extending Database Technology*. pp. 441–458 (2004)
22. Naveh, Y., Rimon, M., Jaeger, I., Katz, Y., Vinov, M., Marcu, E., Shurek, G.: Constraint-based random stimuli generation for hardware verification. *AI Magazine* **28**(3), 13–13 (2007)
23. Oztok, U., Darwiche, A.: A top-down compiler for sentential decision diagrams. In: *IJCAI*. pp. 3141–3148 (2015)
24. Pan, G., Vardi, M.: Symbolic techniques in satisfiability solving. *J. of Automated Reasoning* **35**(1-3), 25–50 (2005)
25. Pan, G., Vardi, M.Y.: Search vs. symbolic techniques in satisfiability solving. In: *Intl. Conf. on Theory and Applications of Satisfiability Testing*. pp. 235–250 (2004)
26. Poole, D., Zhang, N.L.: Exploiting contextual independence in probabilistic inference. *J. of AI Research* **18**, 263–313 (2003)
27. Samer, M., Szeider, S.: Algorithms for propositional model counting. *J. of Discrete Algorithms* **8**(1), 50–64 (2010)
28. Sang, T., Bacchus, F., Beame, P., Kautz, H.A., Pitassi, T.: Combining component caching and clause learning for effective model counting. *SAT* pp. 20–28 (2004)

29. Sang, T., Beame, P., Kautz, H.A.: Performing Bayesian inference by weighted model counting. In: AAAI. vol. 5, pp. 475–481 (2005)
30. Sanner, S., McAllester, D.: Affine algebraic decision diagrams and their application to structured probabilistic inference. In: IJCAI. pp. 1384–1390 (2005)
31. Shenoy, P.P., Shafer, G.: Axioms for probability and belief-function propagation. In: Classic Works of the Dempster-Shafer Theory of Belief Functions, pp. 499–528. Springer (2008)
32. Somenzi, F.: CUDD: CU decision diagram package - release 2.4.0. University of Colorado at Boulder (2009)
33. Tarjan, R.E., Yannakakis, M.: Simple linear-time algorithms to test chordality of graphs, test acyclicity of hypergraphs, and selectively reduce acyclic hypergraphs. *SIAM J. on Computing* **13**(3), 566–579 (1984)
34. Thurley, M.: sharpsat-counting models with advanced component caching and implicit bcp. In: International Conference on Theory and Applications of Satisfiability Testing. pp. 424–429. Springer (2006)
35. Uribe, T.E., Stickel, M.E.: Ordered binary decision diagrams and the Davis-Putnam procedure. In: Intl. Conf. on Constraints in Computational Logics. pp. 34–49 (1994)
36. Valiant, L.G.: The complexity of enumeration and reliability problems. *SIAM J. on Computing* **8**(3), 410–421 (1979)
37. Wilson, N., Mengin, J.: Logical deduction using the local computation framework. In: ECSQARU. pp. 386–396 (1999)
38. Zhang, N.L., Poole, D.: A simple approach to Bayesian network computations. In: Canadian Conf. on AI. pp. 171–178 (1994)