

PhysGAN: Generating Physical-World-Resilient Adversarial Examples for Autonomous Driving

Zelun Kong
UT Dallas

Zelun.Kong@utdallas.edu

Junfeng Guo
UT Dallas

Junfeng.Guo@utdallas.edu

Ang Li
Google DeepMind

nju.angli@gmail.com

Cong Liu
UT Dallas

cong@utdallas.edu

Abstract

Although Deep neural networks (DNNs) are being pervasively used in vision-based autonomous driving systems, they are found vulnerable to adversarial attacks where small-magnitude perturbations into the inputs during test time cause dramatic changes to the outputs. While most of the recent attack methods target at digital-world adversarial scenarios, it is unclear how they perform in the physical world, and more importantly, the generated perturbations under such methods would cover a whole driving scene including those fixed background imagery such as the sky, making them inapplicable to physical world implementation. We present PhysGAN, which generates physical-world-resilient adversarial examples for misleading autonomous driving systems in a continuous manner. We show the effectiveness and robustness of PhysGAN via extensive digital and real-world evaluations. Digital experiments show that PhysGAN is effective for various steering models and scenes, which misleads the steering angle by up to 21.85 degrees under various scenarios. The real-world studies further demonstrate that PhysGAN is sufficiently resilient in practice, which misleads the average steering angle by up to 19.17 degrees. We compare PhysGAN with a set of state-of-the-art baseline methods including several of our self-designed ones, which further demonstrate the robustness and efficacy of our approach. We also show that PhysGAN outperforms state-of-the-art baseline methods. To the best of our knowledge, PhysGAN is probably the first technique of generating realistic and physical-world-resilient adversarial examples for attacking common autonomous driving scenarios.



Figure 1: Illustration of an adversarial roadside advertising sign (top-right) visually indistinguishable from the original sign (top-left) and its deployment in the physical world (bottom).

1. Introduction

While Deep Neural Networks (DNNs) have established the fundamentals of vision-based autonomous driving systems, they are still vulnerable to adversarial attacks and exhibit erroneous fatal behaviors. Recent works on adversarial machine learning research have shown that DNNs are rather vulnerable to intentional adversarial inputs with perturbations focusing on classification problems [4, 12, 19, 22, 25]. To address the safety issues in autonomous driving systems, techniques were proposed to automatically generate adversarial examples, which add small-magnitude perturbations to inputs to evaluate the robustness of DNN-driven autonomous driving systems [12, 8, 27].

However, these techniques mostly focus on generating digital adversarial examples, e.g., changing image pixels, which may never happen in physical world [12]. They may not be applicable to realistic driving scenarios, as the perturbations generated under such techniques would cover the whole scene including fixed background imagery

such as the sky. Very recently, a few works took the first step in studying physical-world attacking/testing of static physical objects [2, 17], human objects [24, 7], traffic signs [23, 18, 8]. Although they are shown effective under the targeted scenarios and certain assumptions, they focus on studying a static physical-world scene (*e.g.*, a single snapshot of a stop sign [8, 23]), which prevent themselves to be applied in practice as real-world driving is a continuous process where dynamically changing conditions are encountered (*e.g.*, viewing angles and distances). Moreover, their generated adversarial examples are visually unrealistic (*e.g.*, driver-noticeable black and white stickers pasted onto a stop sign which is easily noticeable for attack purposes [8]). Most of these methods also have a focus on classification models different from our studied steering model which is a regression model. Also note that directly extending the existing digital perturbation generation techniques (*e.g.*, FGSM) to physical world settings, *i.e.*, inputting just the targeted roadside sign into such techniques would output a corresponding adversarial example, may be ineffective. The resulting attack efficacy may dramatically decrease (proved in our evaluation as well) as the process of generating perturbations has not considered any potential background imagery in the physical world (*e.g.*, the sky) which would be captured by any camera during driving.

We aim at generating a realistic single adversarial example which can be physically printed out to replace the corresponding original roadside object, as illustrated in Fig. 1. Since the target vehicle observes this adversarial printout continuously, a major challenge herein is how to generate a single adversarial example which can continuously mislead the steering model at every frame during the driving process. Additionally, for a practical physical-world deployment, any generated adversarial example shall be visually indistinguishable from its original sign (the one already deployed in the physical world).

To address these challenges, we propose a novel GAN-based framework called PhysGAN which generates a single adversarial example by observing multiple frames captured during driving while preserving resilience to certain physical-world conditions. Our architecture incorporates an encoder (*i.e.*, the CNN part of the target autonomous driving model) that extracts features from all the observed frames during driving and transforms them into a vector serving as the input to the generator. This design ensures that the generator could generate visually indistinguishable examples with an attack effect by considering all useful features extracted from the video slice. Equally importantly, this enables PhysGAN to generate an adversarial example only corresponding to the targeted roadside sign, yet considering the remaining info in the input image frames besides the targeted roadside sign. Without this encoder, the efficacy would dramatically decrease since the test-time pre-

dition depends on each entire image captured during the driving process. To generate an adversarial example more efficiently from multiple frames, PhysGAN takes a 3D tensor as input by stacking all the frames. This enhances the resilience of the generated example against certain physical world dynamics, as using multiple frames makes it more likely to capture such dynamics.

We demonstrate the effectiveness and robustness of PhysGAN through conducting extensive digital and physical-world experiments using a set of state-of-the-art steering models and datasets. Digital experimental results show that PhysGAN is effective for various steering models and scenarios, being able to mislead the average steering angle by up to 21.85 degrees. Physical case studies further demonstrate that PhysGAN is sufficiently resilient in generating physical-world adversarial examples, which is able to mislead the average steering angle by up to 19.17 degrees. Such efficacy is also demonstrated through comparisons against a comprehensive set of baseline methods.

To the best of our knowledge, PhysGAN is the first technique of generating realistic and physical-world-resilient adversarial examples for attacking common autonomous steering systems. Our contributions can be summarized in three folds as follows.

- We propose a novel GAN-based framework PhysGAN which can generate physical-world-resilient adversarial examples corresponding to any roadside traffic/advertising sign and mislead autonomous driving steering model with the generated visually indistinguishable adversarial examples.
- We propose a GAN architecture using 3D tensor as input in optimizing the generator, which resolves a key technical challenge in physical-world deployment of using a single adversarial example to continuously mislead steering during the entire driving process.
- We conduct extensive digital and physical-world evaluations with several metrics, which shows the superior attack performance of PhysGAN over state-of-the-art methods. We believe PhysGAN could contribute to future safety research in autonomous driving.

2. Related Works

Adversarial Attacks. Many works have recently been proposed to generate adversarial examples for attacking in the white-box setting [21], where the adversary knows the network’s parameters. The fast gradient sign method (FGSM) [11] represents the pioneer among such methods, which performs a one-step gradient update along the direction of the sign of gradient at each pixel. FGSM is further extended in [13] to a targeted attack strategy through maximizing the probability of the target class, which is

referred as the OTCM attack. Optimization-based approaches [26, 14, 4, 5, 29] have also been proposed. GAN was recently introduced in [10], implemented by a system of two neural networks competing with each other in a zero-sum game framework. GAN achieves visually appealing results in both face generation [16] and manipulation [30]. [29] presents AdvGAN, which leverages GAN to produce adversarial examples with high attack success rate on classification problems. These methods focus on applying perturbations to the entire input and consider only digital-world attacking scenarios. It is hard to apply them to the real world because it is impossible to use some of the generated perturbations to replace the real-world background (e.g., the sky).

Generating Physical Adversarial Examples. To the best of our knowledge, only a very recent set of works [15, 8] started working on generating physical attacks. [15] focuses on the understanding of static physical adversarial examples. [8] explicitly designs perturbations to be effective in the presence of diverse real-world conditions. Their method mainly focuses on the classification of physical road sign under dynamic distance and angle of the viewing camera. Unfortunately, these works focus on static attacking scenarios (e.g., maximizing the adversarial effectiveness w.r.t. to a single snapshot of the physical example) and thus do not require to resolve the one-to-many challenge.

Different from these works, PhysGAN is able to generate physical-world-resilient adversarial examples only corresponding to the roadside traffic/advertising sign; no perturbations will be generated on areas other than the street sign. PhysGAN addresses the one-to-many challenge which continuously attack the steering model, and generates realistic adversarial examples that are resilient to various physical world conditions and visually indistinguishable from the original roadside sign.

3. Our Approach: PhysGAN

The goal of PhysGAN is to generate an adversarial example that is visually indistinguishable from any common roadside object (e.g., roadside traffic or advertising signs) to continuously mislead the steering angle model (target model) of a drive-by autonomous driving vehicle by physically replacing the roadside board with the adversarial example. When an autonomous driving vehicle drives by the roadside sign, the steering angle model would be fooled and make incorrect decision.

3.1. Problem Definition

We define our problem and notations in this section. Let $\mathcal{X} = \{X_i\}$ be the video slice set such that $\mathcal{X} \subseteq \mathbb{R}^{n \times w \times h}$, where n is the number of frames in the video slice, w and h is the *width* and *height* of a frame, respectively. Let $\mathcal{Y} = \{Y_i\}$ be the ground truth steering angle set, $\mathcal{Y} \subseteq \mathbb{R}^n$. Suppose (X_i, Y_i) is the i^{th} sample in the dataset, which

is composed of video slice $X_i \in \mathcal{X}$ and $Y_i \in \mathcal{Y}$, each element of which denotes the ground truth steering angle corresponding to its frame. The pre-trained target steering model (e.g., Nvidia Dave-2, Udacity Cg23 and Rambo) learns a mapping $f: \mathcal{X} \rightarrow \mathcal{Y}$ from the video slice set \mathcal{X} to the ground truth steering angle set \mathcal{Y} during training phase.

Given an instance (X_i, Y_i) , the goal of PhysGAN is to produce an adversarial roadside sign S_{adv} , which aims to mislead the target autonomous driving model f as $f(X_i) \neq Y_i$ and maximize $\sum_i |f(X_i) - Y_i|$. To achieve the goal, PhysGAN needs to generate an adversarial roadside sign S_{adv} to replace original roadside sign S_{orig} in digital- or physical-world. The adversarial roadside sign S_{adv} is supposed to be close to the original roadside sign S_{orig} in terms of ℓ^2 -norm distance metrics, which implies that adversarial roadside sign S_{adv} and original roadside sign S_{orig} are almost visually indistinguishable.

3.2. Physical World Challenges

Physical attacks on an object must be able to survive changing conditions and remain effective at fooling the steering angle model. We structure our decision of these conditions around the common drive-by scenarios (i.e., the vehicle drives towards the roadside sign).

The “One-to-Many” challenge. A key technical challenge is to resolve the “one-to-many” challenge, i.e., generating a single adversarial sample to continuously mislead the steering angle decision of a vehicle throughout the entire driving process. Considering multiple frames in generating an adversarial sample is challenging because the vehicle-to-board distance, view angle, and even subtle pixels on each frame could be different. An effective adversarial sample must be able to exhibit maximum overall attack effect among all the frames. To achieve this goal, the adversarial sample needs to be resilient to the changing conditions exhibited on each frame. To resolve this problem, PhysGAN applies a novel GAN-based framework and consider the entire drive-by video slice, rather than a single frame, as the input in the generation process (see Sec. 3.5).

Limited manipulated area. Unlike most digital-world adversarial methods which add perturbations to the entire input image, techniques focused on physical-world scenarios are constrained to add perturbations only to a fragment of an image, i.e., the fragmented area corresponding to the original physical object. Moreover, the underlying assumption of a static image background does not hold in physical attacks since the background can consistently change over the driving process.

3.3. PhysGAN Overview

Fig. 2 illustrates the overall architecture of PhysGAN, which mainly consists of four components: an encoder \mathcal{E} , a generator \mathcal{G} , a discriminator \mathcal{D} and the target autonomous

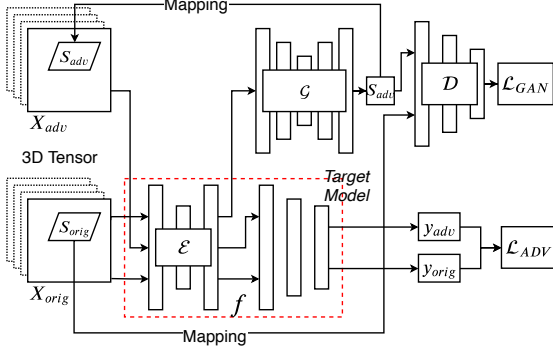


Figure 2: Overview of the PhysGAN framework.

driving model f . The encoder \mathcal{E} represents the convolutional layers of target autonomous driving model f , which takes 3D tensors as inputs and is used to extract features of a video (of both original and perturbed ones). To resolve the challenge of generating only a single example which continuously impacts the driving process, we introduce a novel idea of considering 3D tensors as inputs in the GAN-based framework. 2D tensors often represent images while 3D tensors are used to represent a small slice of video, which typically contains hundreds of frames.

As seen in Fig. 2, the extracted features of original video slice X_{orig} are used as the input fed to the generator to generate an adversarial roadside sign S_{adv} . Doing so allows us to take into account the fact that different original video slice X_{orig} may have different influence on the generated adversarial roadside sign S_{adv} , thus ensuring the generator \mathcal{G} to generate the best adversarial roadside sign S_{adv} corresponding to a certain original video slice X_{orig} . The adversarial roadside sign S_{adv} and original roadside sign S_{orig} are sent to the discriminator \mathcal{D} , which is used to distinguish the adversarial roadside sign S_{adv} and the original roadside sign S_{orig} . The discriminator \mathcal{D} represents a loss function, which measures the visual distinction between adversarial roadside sign S_{adv} and original roadside sign S_{orig} , and also encourages the generator to generate an example visually indistinguishable to the original sign.

3.4. Training GAN Along With the Target Model

In order to ensure the adversarial roadside sign S_{adv} to have adversarial effect on the target autonomous driving model f , we introduce the following loss function:

$$\mathcal{L}_{ADV}^f = \beta \exp\left(-\frac{1}{\beta} \cdot l_f(f(X_{orig}), f(X_{adv}))\right) \quad (1)$$

where β is a sharpness parameter, l_f denotes the loss function used to train the target autonomous driving model f , such as MSE-loss or ℓ^1 -loss, X_{orig} denotes the original video slice X_{orig} , and X_{adv} represents the adversarial video

slice X_{adv} , which is generated by mapping the adversarial roadside sign S_{adv} into every frame of the original video slice X_{orig} . By minimizing \mathcal{L}_{ADV}^f , the distance between the prediction and the ground truth will be maximized, which ensures the adversarial effectiveness.

To compute \mathcal{L}_{ADV}^f , we obtain the adversarial video slice X_{adv} by substituting the original roadside sign S_{orig} with the generated adversarial roadside sign S_{adv} . Note that the generated adversarial roadside sign S_{adv} is a rectangular image and the original roadside sign S_{orig} in the video slice may exhibit an arbitrary quadrilateral shape which could vary among different frames. We leverage a classical perspective mapping method [1] to resolve this mismatch. We first get the four coordinates of the original roadside sign S_{orig} within each frame, and then map the generated adversarial roadside sign S_{adv} onto the corresponding quadrilateral area inside each frame (details can be found in supplementary material).

The final objective of PhysGAN is expressed as:

$$\mathcal{L} = \mathcal{L}_{GAN} + \lambda \mathcal{L}_{ADV}^f, \quad (2)$$

where λ denotes a co-efficient to balance the tradeoff between the two terms and \mathcal{L}_{GAN} is the classic GAN loss, which can be represented as

$$\begin{aligned} \mathcal{L}_{GAN} = & \mathbb{E}_{S_{orig} \sim p_{S_{orig}}} [\log \mathcal{D}(S_{orig})] \\ & + \mathbb{E}_{S_{adv} \sim p_{S_{adv}}} [\log(1 - \mathcal{D}(S_{adv}))]. \end{aligned} \quad (3)$$

To interpret this objective function, \mathcal{L}_{GAN} encourages the adversarial roadside sign S_{adv} to be visually similar to the original roadside sign S_{orig} , while \mathcal{L}_{ADV}^f is leveraged to generate adversarial video slice X_{adv} which maximizes attack effectiveness. We obtain the encoder \mathcal{E} , the generator \mathcal{G} , and the discriminator \mathcal{D} by solving:

$$\arg \min_G \max_D \mathcal{L}. \quad (4)$$

3.5. Attacks with PhysGAN

We assume that the target autonomous driving model f was pre-trained and the parameters of target autonomous driving model f are fixed, and the generator \mathcal{G} of PhysGAN can only access the parameters of the target autonomous driving model f during training. Our algorithm to train PhysGAN is illustrated in Algorithm 1, which consists of two phases. As seen in Algorithm 1, the first phase is to train the discriminator \mathcal{D} , which is used later to form a part of the \mathcal{L}_{GAN} (Line 2 – 5); the second phase is to train generator \mathcal{G} with two loss functions, \mathcal{L}_{ADV}^f and \mathcal{L}_{GAN} , which encourages the generator \mathcal{G} to generate a visually indistinguishable adversarial sample and make the generated sample be adversarial for the target autonomous driving model f , respectively (Line 6 – 11). The encoder \mathcal{E} , which is the

Algorithm 1 Optimization for PhysGAN

Require: I - Iteration numbers;**Require:** f - Target model with fixed parameters;

```
1: while  $i < I$ : do
2:    $S_{adv} = \mathcal{G}(\mathcal{E}(X_{orig}))$ ;
3:    $\mathcal{L}_{GAN} = \log \mathcal{D}(S_{orig}) + \log(1 - \mathcal{D}(S_{adv}))$ ;
4:   // fix the parameters of  $\mathcal{G}$ 
5:   do back-propagation to optimize  $\arg \max_{\mathcal{D}} \mathcal{L}_{GAN}$ ;
6:    $S_{adv} = \mathcal{G}(\mathcal{E}(X_{orig}))$ 
7:    $\mathcal{L}_{GAN} = \log \mathcal{D}(S_{orig}) + \log(1 - \mathcal{D}(S_{adv}))$ ;
8:   // fix the parameters of  $\mathcal{D}$ 
9:   for each frame in the input video slice, perform per-
       spective mapping to substitute the original roadside
       sign  $S_{orig}$  using the adversarial roadside sign  $S_{adv}$ .
10:  do back-propagation to optimize  $\arg \min_{\mathcal{G}} \mathcal{L}_{GAN}$ ;
11:   $\mathcal{L}_{ADV} = \beta \exp(-\frac{1}{\beta} \cdot l_f(f(X_{orig})))$ ;
12:  do back-propagation to optimize  $\arg \min_{\mathcal{G}} \mathcal{L}_{ADV}$ ;
13: end while
```

CNN part of the target autonomous driving model f , aims at extracting features from all the observed frames during driving and transforms them into a vector input to the generator. This design ensures that the generator could generate visually indistinguishable examples with an attack effect through considering all useful features extracted from the video slice. For physical world deployment, the attacker shall print the adversarial example of the same size as the target roadside sign to ensure visual indistinguishability.

4. Experiments

We evaluate PhysGAN via both digital and physical-world evaluations using widely-studied CNN-based steering models and popular datasets.

4.1. Experiment Setup

Steering models. We evaluate PhysGAN on several popular and widely-studied [6, 28, 3] CNN-based steering models, like NVIDIA Dave-2¹, Udacity Cg23² and Udacity Rambo³. Notably, since the original models applies 2D CNNs which is trained with individual images, we adapt the 2D CNN into a 3D CNN, and train the 3D-CNNs with a set of 20-frame video slices.

Datasets. The datasets used in our digital experiments include (1) Udacity automatic driving car challenge dataset⁴, which contains 101396 training images captured

by a dashboard mounted camera of a driving car and the simultaneous steering wheel angle applied by a human driver for each image; (2) DAVE-2 testing dataset [20]⁵, which contains 45,568 images to test the NVIDIA DAVE-2 model; and (3) Kitti [9] dataset which contains 14,999 images from six different scenes captured by a VW Passat station wagon equipped with four video cameras.

For physical-world experiments, we print out the generated example under each evaluated approach, and then paste it on the selected roadside object. We drive a vehicle by this object and perform offline analysis using the captured driving videos. To understand how PhysGAN would perform on actual autonomous vehicles, we have also done online driving testing which mimics a realistic driving process when facing with such an adversarial roadside object.

Scenes	Images	Size	min	max
Dave-straight1	20	455 × 256	21 × 22	41 × 49
Dave-curve1	20	455 × 256	29 × 32	51 × 49
Udacity-straight1	20	640 × 480	48 × 29	66 × 35
Udacity-curve1	20	640 × 480	51 × 51	155 × 156
Kitti-straight1	20	455 × 1392	56 × 74	121 × 162
Kitti-straight2	20	455 × 1392	80 × 46	247 × 100
Kitti-curve1	20	455 × 1392	64 × 74	173 × 223

Table 1: Scenes evaluated in the experiment.

Video slice selection criteria. Our driving scene selection criteria is that the roadside traffic or advertising signs should appear entirely in the first frame of a driving video with more than 400 pixels and partially disappear in the last frame. We select 7 scenes from the aforementioned datasets, and evaluate on all selected scenes. The selected scenes in each dataset cover both straight and curved lane scenarios. Since all these datasets do not contain coordinates of roadside signs, we have to label the four corners of the signs in every frame of the selected scenes. We use the motion tracker functionality of Adobe After Effects⁶ to automatically track the movement of the signs four corners among consecutive frames. Table 1 show the attributes of the scenes we selected.

Baseline methods. We compare PhysGAN with several baseline approaches:

- *Original sign.* The first baseline is to simply test the original roadside sign. This comparison is important as it verifies whether steering angle errors are due to PhysGAN but not the original sign. We include this baseline in both digital and physical evaluations.
- *FGSM.* FGSM [11] is remarkably powerful and it is designed to attack neural networks by leveraging the gradients. In our problem context, we directly apply

¹<https://devblogs.nvidia.com/deep-learning-self-driving-cars/>

²<https://github.com/udacity/self-driving-car/tree/master/steering-models/community-models/cg23>

³<https://github.com/udacity/self-driving-car/tree/master/steering-models/community-models/rambo>

⁴<https://medium.com/udacity/challenge-2-using-deep-learning-to-predict-steering-angles-f42004a36ff3>

⁵<https://github.com/SullyChen/driving-datasets>

⁶<https://www.adobe.com/products/aftereffects.html>




Table 2: The original and the generated adversarial fragments and the corresponding image frames under various scenes.

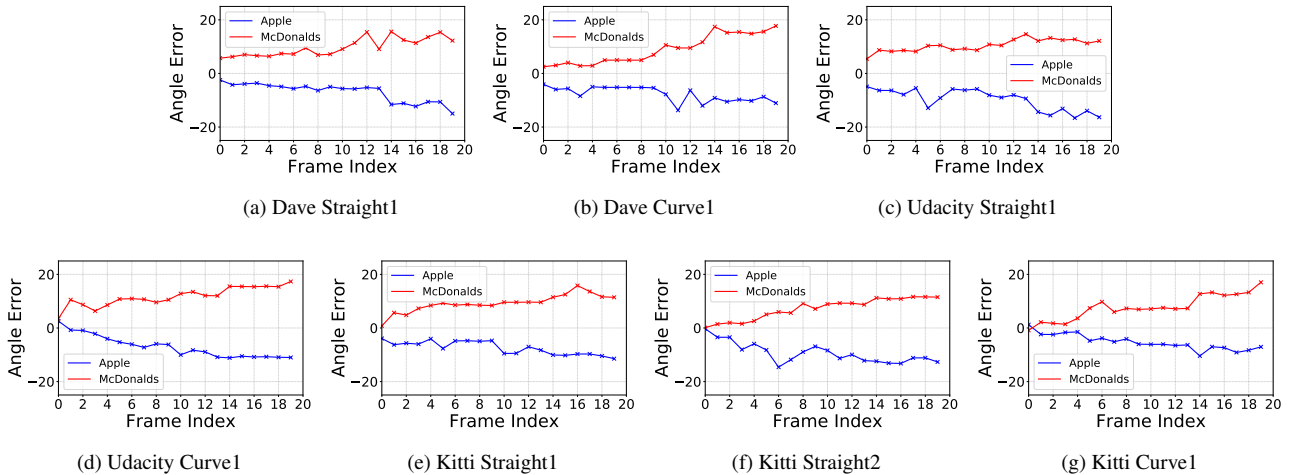


Figure 3: The illustration of Steering angle error variations along the timeline on steering model Nvidia Dave-2.

FGSM to generate perturbations given a captured input frame. We only include FGSM in our digital evaluation, as it is impossible to apply the generated perturbations which covers the entire image frame (*e.g.*, the sky) in physical world.

- *PhysFGSM*. In order to apply FGSM in a physical-world setting, we develop a new method called PhysFGSM as an additional baseline, which is based on FGSM and only generate perturbations for the targeted roadside sign in an input image. Doing so allows us to print the perturbed image and paste it onto the corresponding sign. We include PhysFGSM in both digital and physical evaluations. Since the video slice contains multiple frames, PhysFGSM generate perturbations based upon the middle frame.
- *RP2*. We also compare PhysGAN to a physical-world baseline, RP2 [8], which is an optimization approach that generated perturbations for a single input scene. The original RP2 method focuses on classification problems, so we extend it to be applicable to the steering module by substituting the classification loss with the regression loss.

- *Random Noise*. We also print an image perturbed with random noise and paste it on top of the roadside sign.

Evaluation metrics. In our experiments, we use two metrics to evaluate the efficacy of PhysGAN: steering angle mean square error (denoted *steering angle MSE*), and *max steering angle error* (MSAE). *Steering angle MSE* measures the average of the squares of the error between the predicted steering angle and the ground truth, and *MSAE* denotes the maximum steering angle error observed among all frames belonging to a video slice. A large *steering angle MSE* and *MSAE* implies better attack efficacy.

In addition, we perform online driving testing case studies where we manually control the steering angle in each frame (approximately) according to the real-time calculation of the resulting steering angle error under each evaluated approach. We use the metric *time-to-curb* herein to measure the attack efficacy, which measures the amount of time an actual autonomous driving vehicle would take to drive onto the roadside curb. Please be advised that all the results are relative to the ground truth steering angle.




Table 3: Illustration of physical-world adversarial scenarios under different approaches.

Frame #	1	2	3	4	5	6	7	8	9	10	11	12	13	14	15	16	17	18	19	20
Original Apple Sign	0.36	-0.51	0.82	0.45	0.10	-0.16	0.84	-1.38	-2.16	-0.86	0.60	-1.11	0.21	-0.49	-0.55	-0.56	0.10	-0.51	0.49	-1.00
PhysGAN (Apple)	0.17	0.89	1.68	7.94	1.93	4.79	2.87	6.34	2.08	3.54	9.06	8.37	5.93	12.51	13.43	11.37	12.75	11.74	13.63	13.44
Original McDonald's Sign	-0.17	-0.42	-1.49	-1.34	-0.51	-0.08	0.60	-0.35	0.70	-0.75	-0.43	-0.35	0.59	-0.89	1.49	0.61	0.94	-0.99	1.13	-0.00
PhysGAN (McDonald's)	-1.24	-1.37	-0.02	-0.30	-2.48	-0.17	-1.06	-0.80	-0.01	-5.37	-1.60	-2.62	-2.45	-4.68	-11.71	-10.85	-9.83	-8.74	-11.35	-19.17

Table 4: Per-frame steering angle error under physical-world experiments. Rows 2 and 4 (rows 3 and 5) show the steering angle error when the original signs (corresponding adversarial signs generated by PhysGAN) are deployed.

4.2. Results

We first report the overall efficacy under PhysGAN in both digital and physical-world scenarios. A complete set of results is given in the supplementary document.

Results on digital scenarios. Table 2 shows a representative frame of each scene where the signs are replaced with adversarial examples generated from PhysGAN (using the targeted steering model NVIDIA Dave-2). Each column of Table 2 represents a specific scene. It is observed that PhysGAN can generate rather realistic adversarial samples, visually indistinguishable from the original objects. The targeted roadside signs in the original video slices are replaced by our selected McDonald and Apple Watch signs, and the modified video slices are used in all experiments. This is because the roadside signs in the original video slices have a low resolution, which makes it hard to verify whether our generated roadside signs are visually distinguishable.

Fig. 3 shows the results on steering angle error along the timeline in each frame scene, where the size of the adversarial image increases nearly monotonically over time. Each sub-figure in Fig. 3 indicates a specific scene, where the x-axis represents the frame index along the timeline, and the y-axis represents the steering angle error. We clearly observe that PhysGAN leads to noticeable angle error for almost all frames, even for earlier frames in which the adversarial sample is relatively small compared to the background.

Results on physical-world scenarios. We perform physical-world experiments as follows. We first record training videos of driving a vehicle towards the original roadside sign and use these videos to train the Dave-2

model. We then train PhysGAN following the same configuration as the digital-world evaluation to generate adversarial samples. The generated adversarial samples were then printed and pasted on the original roadside sign. We then recorded testing videos of the same drive-by process but with the adversarial sample. The steering angle error are then obtained by analyzing these testing videos. Specifically, for both training and testing video slices, we start recording at 70 ft away and stop recording when the vehicle physically passes the advertising sign. For training videos, the driving speed is set to be 10mph to capture sufficient images. The speed for the testing video is set to be 20mph to reflect ordinary on-campus driving speed limit. The physical case studies are performed on a straight lane due to safety reasons. The size of the roadside advertising board used in our experiment is $48' \times 72'$.

Table 3 shows the original sign and the corresponding adversarial examples generated under different methods as well as camera-captured scenes for each example. To clearly interpret the results, we list the per-frame steering angle error due to PhysGAN and using the original sign in Table 4 (additional comparison results are detailed in Sec. 4.3). As seen in Table 4, PhysGAN is able to generate a single printable physical-world-resilient adversarial example which could mislead the driving model for continuous frames during the entire driving process. An interesting observation herein is that the steering angle error tends to increase along with the increased frame index. This is because, with a larger frame index, the size of the adversarial sample occupies a relatively large space in the entire frame, so being able to more negatively impact the steering model.

Steering Model	Approach	Dave		Udacity		Kitti		
		Straight1	Curve1	Straight1	Curve1	Straight1	Straight2	Curve1
Nvidia Dave-2	PhysGAN	106.69 / 15.61	66.79 / 11.63	81.76 / 17.04	114.13 / 14.64	108.76 / 17.72	150.00 / 17.34	95.87 / 15.83
	FGSM	115.91 / 17.41	199.27 / 19.47	141.23 / 16.17	192.19 / 21.23	156.16 / 17.84	217.52 / 19.50	103.38 / 14.54
	PhysFGSM	15.88 / 6.42	4.73 / 4.87	13.91 / 5.74	3.08 / 2.89	15.17 / 8.04	8.67 / 4.54	13.12 / 7.24
	Random Noise	3.00 / 2.01	2.25 / 2.37	2.36 / 2.60	1.77 / 3.10	3.15 / 3.16	1.60 / 0.96	5.92 / 4.41
	Original Sign	4.17 / 3.15	4.35 / 2.40	3.84 / 1.79	1.09 / 0.72	4.20 / 2.98	3.06 / 1.23	2.86 / 1.30
Udacity Cg23	PhysGAN	91.85 / 13.80	113.41 / 14.78	50.61 / 10.43	78.56 / 15.46	46.53 / 11.72	62.64 / 11.64	71.09 / 18.14
	FGSM	203.34 / 19.70	157.98 / 14.67	171.92 / 19.89	96.74 / 17.75	136.08 / 14.00	162.35 / 18.53	89.75 / 16.71
	PhysFGSM	58.53 / 11.86	36.44 / 10.68	30.72 / 9.41	46.74 / 8.88	28.89 / 11.37	22.63 / 7.61	61.23 / 10.95
	Random Noise	5.32 / 3.67	3.75 / 2.72	4.05 / 2.52	4.20 / 2.26	5.31 / 4.49	6.54 / 1.98	6.10 / 3.68
	Original Sign	4.17 / 3.15	4.35 / 2.40	3.84 / 1.79	4.09 / 2.72	4.20 / 2.98	3.06 / 1.23	2.30 / 1.86
Udacity Rambo	PhysGAN	61.87 / 11.28	113.78 / 15.29	87.68 / 13.90	42.71 / 12.55	56.41 / 12.42	58.67 / 10.42	145.66 / 21.85
	FGSM	209.81 / 21.78	147.28 / 16.43	151.14 / 15.28	166.50 / 16.27	169.17 / 18.57	126.14 / 14.19	175.28 / 19.36
	PhysFGSM	16.43 / 8.95	14.24 / 8.34	5.32 / 3.73	14.82 / 6.11	16.58 / 7.78	13.89 / 7.93	29.58 / 19.18
	Random Noise	1.90 / 2.55	3.49 / 5.79	6.06 / 5.00	1.92 / 3.98	3.82 / 5.42	2.09 / 3.05	1.52 / 1.91
	Original Sign	3.93 / 2.01	6.30 / 4.46	1.80 / 1.28	6.54 / 2.52	5.06 / 3.52	5.75 / 4.03	4.95 / 2.07

Table 5: *Steering angle MSE* (left) and *MSAE* (right) under all evaluated approaches. Although FGSM produces the maximal attacks, it modifies the whole image observation and is not applicable to the real world. Among all physical-world attack approaches, our approach PhysGAN produces the best performance.

	PhysGAN	RP2	Random Noise	Original Sign
Nvidia Dave-2	73.94 / 13.63	23.48 / 6.52	2.48 / 1.02	2.12 / 1.56
Udacity Cg23	99.23 / 14.56	25.15 / 7.86	2.56 / 2.11	2.15 / 1.73
Udacity Rambo	87.56 / 17.60	32.54 / 7.51	1.51 / 1.15	3.12 / 2.48

Table 6: *Steering angle MSE* (left) and *MSAE* (right) under PhysGAN, RP2, random noise, and original sign.

	PhysGAN	RP2	Random Noise	Original
Time-to-curb	10s	-	-	-
Distance-to-center	1.5m	1.09m	0.29m	0.47m

Table 7: Online driving testing results. The second row shows the time-to-curb result and the third row shows the maximum distance that the vehicle deviates from the correct path (*i.e.*, driving straight).

Also, we observe that with the original roadside sign, the steering angle error is almost negligible under all frames.

4.3. Comparison against Baseline Approaches

Digital Baselines. For each steering model, we compare our approach with four other baselines including FGSM, PhysFGSM, random noise, and original sign. Table 5 shows the results on seven different scenes. These results suggest the following observations: (1) although FGSM achieves the highest attacking effect, it needs to apply perturbations to the entire scene, which is not applicable to the physical world; (2) the attacking effectiveness of our approach is much better than PhysFGSM, implying that once considering physical world implementation constraints, PhysGAN would outperform direct extensions of existing approaches. (3) each steering model is reasonably robust as the angle errors under random noise and original sign are trivial.

Physical Baselines. For physical-world scenarios, we compare PhysGAN against PhysFGSM, random noise, and original sign. The results are shown in Table 6. We observe

that both random noise and original sign have negligible impact on the steering models, which indicate the pre-trained steering models (without being attacked) are sufficiently robust in physical world settings. As seen in Table 6, PhysGAN significantly outperforms RP2 and can achieve very high attack efficacy under all steering models, which may lead to dangerous driving actions in the real world.

4.4. Online Driving Case Studies

The above evaluations are off-policy where the driving trajectory was not affected by the adversarial signs. In this section, we further conduct on-policy evaluation, *i.e.*, online driving case studies mimicking the actual driving scenario to learn how would PhysGAN impact the steering decision by an actual autonomous vehicle. In these case studies, we manually control steering in a real-time fashion within each frame according to the calculated steering angle error under each approach with the steering model Nvidia Dave-2. We ask a human driver to drive the vehicle at *5mph* for 1 second to reflect one frame and a corresponding manual steering action. As seen in Table 7, PhysGAN outperforms the other baselines under the two metrics. Also, only the adversarial sign generated under PhysGAN leads the vehicle to drive onto the roadside curb, which takes 10s (given the very low driving speed due to safety concerns). This online driving case study further demonstrates the dangerous steering action an autonomous vehicle would take due to PhysGAN, indicating its effectiveness when applied to

actual autonomous vehicles.

5. Conclusion

We present PhysGAN, which generates physical-world-resilient adversarial examples for misleading autonomous steering systems. We proposed a novel GAN-based framework for generating a single adversarial example that continuously misleads the driving model during the entire trajectory. The generated adversarial example is visually indistinguishable from the original roadside object. Extensive digital and physical-world experiments show the efficacy and robustness of PhysGAN. We hope our work could inspire future research on safe and robust machine learning for autonomous driving.

References

- [1] Perspectives mapping, <https://www.geometrictools.com/Documentation/PerspectiveMappings.pdf>. 4
- [2] Anish Athalye, Logan Engstrom, Andrew Ilyas, and Kevin Kwok. Synthesizing robust adversarial examples. *arXiv preprint arXiv:1707.07397*, 2017. 2
- [3] Alberto Broggi, Michele Buzzoni, Stefano Debattisti, Paolo Grisleri, Maria Chiara Laghi, Paolo Medici, and Pietro Versari. Extensive tests of autonomous driving technologies. *IEEE Transactions on Intelligent Transportation Systems*, 14(3):1403–1415, 2013. 5
- [4] Nicholas Carlini and David Wagner. Towards evaluating the robustness of neural networks. In *2017 IEEE Symposium on Security and Privacy (SP)*, pages 39–57. IEEE, 2017. 1, 3
- [5] Nicholas Carlini and David Wagner. Towards evaluating the robustness of neural networks. In *2017 IEEE Symposium on Security and Privacy (SP)*, pages 39–57. IEEE, 2017. 3
- [6] Chenyi Chen, Ari Seff, Alain Kornhauser, and Jianxiong Xiao. Deepdriving: Learning affordance for direct perception in autonomous driving. In *Proceedings of the IEEE International Conference on Computer Vision*, pages 2722–2730, 2015. 5
- [7] Gamaleldin Elsayed, Shreya Shankar, Brian Cheung, Nicolas Papernot, Alexey Kurakin, Ian Goodfellow, and Jascha Sohl-Dickstein. Adversarial examples that fool both computer vision and time-limited humans. In *Advances in Neural Information Processing Systems*, pages 3914–3924, 2018. 2
- [8] Kevin Eykholt, Ivan Evtimov, Earlene Fernandes, Bo Li, Amir Rahmati, Chaowei Xiao, Atul Prakash, Tadayoshi Kohno, and Dawn Song. Robust physical-world attacks on deep learning visual classification. In *CVPR*, pages 1625–1634, 2018. 1, 2, 3, 6
- [9] Andreas Geiger, Philip Lenz, Christoph Stiller, and Raquel Urtasun. Vision meets robotics: The kitti dataset. *The International Journal of Robotics Research*, 32(11):1231–1237, 2013. 5
- [10] Ian Goodfellow, Jean Pouget-Abadie, Mehdi Mirza, Bing Xu, David Warde-Farley, Sherjil Ozair, Aaron Courville, and Yoshua Bengio. Generative adversarial nets. In *NIPS*, pages 2672–2680. 2014. 3
- [11] Ian Goodfellow, Jonathon Shlens, and Christian Szegedy. Explaining and harnessing adversarial examples. In *ICLR*, 2015. 2, 5
- [12] Alexey Kurakin, Ian Goodfellow, and Samy Bengio. Adversarial examples in the physical world. *arXiv preprint arXiv:1607.02533*, 2016. 1
- [13] Alexey Kurakin, Ian Goodfellow, and Samy Bengio. Adversarial machine learning at scale. *ICLR*, 2017. 2
- [14] Yanpei Liu, Xinyun Chen, Chang Liu, and Dawn Song. Delving into transferable adversarial examples and black-box attacks. *ICLR*, 2017. 3
- [15] Jiajun Lu, Hussein Sibai, Evan Fabry, and David Forsyth. No need to worry about adversarial examples in object detection in autonomous vehicles. *arXiv preprint arXiv:1707.03501*, 2017. 3
- [16] Yongyi Lu, Yu-Wing Tai, and Chi-Keung Tang. Conditional cycleGAN for attribute guided face image generation. *arXiv preprint arXiv:1705.09966*, 2017. 3
- [17] Jan Hendrik Metzen, Mummadi Chaithanya Kumar, Thomas Brox, and Volker Fischer. Universal adversarial perturbations against semantic image segmentation. In *2017 IEEE International Conference on Computer Vision (ICCV)*, pages 2774–2783. IEEE, 2017. 2
- [18] Andreas Mogelmoose, Mohan Manubhai Trivedi, and Thomas B Moeslund. Vision-based traffic sign detection and analysis for intelligent driver assistance systems: Perspectives and survey. *IEEE Transactions on Intelligent Transportation Systems*, 13(4):1484–1497, 2012. 2
- [19] Seyed-Mohsen Moosavi-Dezfooli, Alhussein Fawzi, and Pascal Frossard. Deepfool: a simple and accurate method to fool deep neural networks. In *CVPR*, pages 2574–2582, 2016. 1
- [20] Xinlei Pan, Yurong You, Ziyang Wang, and Cewu Lu. Virtual to real reinforcement learning for autonomous driving. *arXiv preprint arXiv:1704.03952*, 2017. 5
- [21] Nicolas Papernot, Patrick McDaniel, Ian Goodfellow, Somesh Jha, Z Berkay Celik, and Ananthram Swami. Practical black-box attacks against machine learning. In *Proceedings of the 2017 ACM on Asia Conference on Computer and Communications Security*, pages 506–519. ACM, 2017. 2
- [22] Nicolas Papernot, Patrick McDaniel, Somesh Jha, Matt Fredrikson, Z Berkay Celik, and Ananthram Swami. The limitations of deep learning in adversarial settings. In *2016 IEEE European Symposium on Security and Privacy (EuroS&P)*, pages 372–387. IEEE, 2016. 1
- [23] Pierre Sermanet and Yann LeCun. Traffic sign recognition with multi-scale convolutional networks. In *IJCNN*, pages 2809–2813, 2011. 2
- [24] Mahmood Sharif, Sruti Bhagavatula, Lujo Bauer, and Michael K Reiter. Accessorize to a crime: Real and stealthy attacks on state-of-the-art face recognition. In *Proceedings of the 2016 ACM SIGSAC Conference on Computer and Communications Security*, pages 1528–1540. ACM, 2016. 2
- [25] Christian Szegedy, Wojciech Zaremba, Ilya Sutskever, Joan Bruna, Dumitru Erhan, Ian Goodfellow, and Rob Fergus. Intriguing properties of neural networks. *arXiv preprint arXiv:1312.6199*, 2013. 1

- [26] Thomas Tanay and Lewis Griffin. A boundary tilting perspective on the phenomenon of adversarial examples. *arXiv preprint arXiv:1608.07690*, 2016. 3
- [27] Yuchi Tian, Kexin Pei, Suman Jana, and Baishakhi Ray. Deeptest: Automated testing of deep-neural-network-driven autonomous cars. In *ICSE*, pages 303–314. ACM, 2018. 1
- [28] Yuchi Tian, Kexin Pei, Suman Jana, and Baishakhi Ray. Deeptest: Automated testing of deep-neural-network-driven autonomous cars. In *Proceedings of the 40th international conference on software engineering*, pages 303–314. ACM, 2018. 5
- [29] Chaowei Xiao, Bo Li, Jun-Yan Zhu, Warren He, Mingyan Liu, and Dawn Song. Generating adversarial examples with adversarial networks. *IJCAI*, 2018. 3
- [30] Jun-Yan Zhu, Philipp Krähenbühl, Eli Shechtman, and Alexei A Efros. Generative visual manipulation on the natural image manifold. In *ECCV*, pages 597–613. Springer, 2016. 3