

# Point-Voxel CNN for Efficient 3D Deep Learning

Zhijian Liu<sup>†,\*</sup> Haotian Tang<sup>‡,\*</sup> Yujun Lin<sup>†</sup> Song Han<sup>†</sup>

<sup>†</sup>MIT <sup>‡</sup>Shanghai Jiao Tong University  
{zhijian, songhan}@mit.edu

## Abstract

We present Point-Voxel CNN (PVCNN) for efficient, fast 3D deep learning. Previous work processes 3D data using either voxel-based or point-based NN models. However, both approaches are computationally inefficient. The computation cost and memory footprints of the voxel-based models grow *cubically* with the input resolution, making it memory-prohibitive to scale up the resolution. As for point-based networks, up to 80% of the time is wasted on structuring the *irregular* data which have rather poor memory locality, not on the actual feature extraction. In this paper, we propose PVCNN that represents the 3D input data in *points* to reduce the memory consumption, while performing the convolutions in *voxels* to largely reduce the irregular data access and improve the locality. Our PVCNN model is both memory and computation efficient. Evaluated on semantic and part segmentation datasets, it achieves much higher accuracy than the voxel-based baseline with **10×** GPU memory reduction; it also outperforms the state-of-the-art point-based models with **7×** measured speedup on average. Remarkably, narrower version of PVCNN achieves **2×** speedup over PointNet (an extremely efficient model) on part and scene segmentation benchmarks with much higher accuracy. We validate the general effectiveness of our PVCNN on 3D object detection: by replacing the primitives in Frustum PointNet with PVConv, it outperforms Frustum PointNet++ by **2.4%** mAP on average with **1.5×** measured speedup and GPU memory reduction.

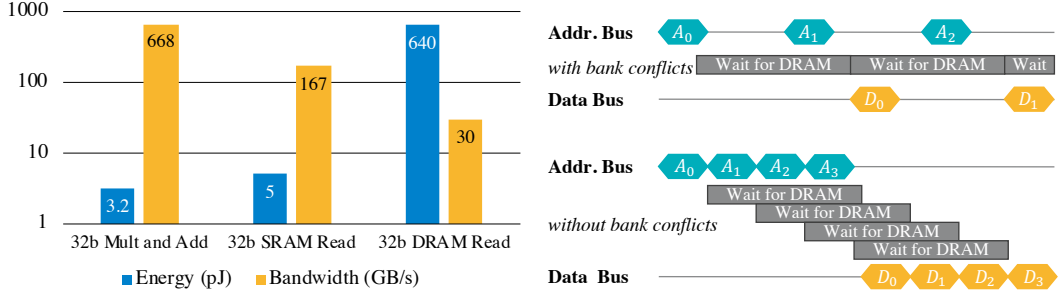
## 1 Introduction

3D deep learning has received increasing attention thanks to its wide applications: *e.g.*, AR/VR and autonomous driving. These applications need to interact with people in real time and therefore require low latency. However, edge devices (such as mobile phones and VR headsets) are tightly constrained by hardware resource and battery. Therefore, it is of great importance to design efficient and fast 3D deep learning models for real-time applications on the edge.

Collected by the lidar sensors, 3D data usually comes in the format of point clouds. Conventionally, researchers convert the point cloud into voxel grids and process them using 3D volumetric convolutions [5, 35]. With low resolutions, there will be information loss during voxelization: multiple points will be merged together if they lie in the same grid. Therefore, high resolution is needed to preserve the fine details in the input data. However, the computational and memory requirements both increase *cubically* with the voxel resolution. It is infeasible to train a voxel-based model with high-resolution inputs: *e.g.*, 3D-UNet [52] requires more than 10 GB of memory on  $64 \times 64 \times 64$  inputs with batch size of 16, and it is difficult to scale beyond this resolution given the GPU memory constraints.

Memory operations are expensive: they take two orders of magnitude *more* energy, having two orders of magnitude *lower* bandwidth than arithmetic operations (Figure 1a). Another important aspect is the memory access pattern: the random access will introduce memory bank conflicts and decrease the throughput (Figure 1b). Thus, efficient 3D deep learning needs to demolish the memory wall.

\* indicates equal contributions. The first two authors are listed in the alphabetical order.



(a) Off-chip DRAM accesses take two orders of magnitude more energy than arithmetic operations (640pJ vs. 3pJ [11]), while the bandwidth is two orders of magnitude less (30GB/s vs. 668GB/s [17]). Efficient 3D deep learning should **reduce the memory footprint**, which is the bottleneck of conventional *voxel-based* methods.

(b) Random memory access is inefficient since it cannot take advantage of the DRAM burst and will cause bank conflicts [30], while contiguous memory access does not suffer from the above issue. Efficient 3D deep learning should **avoid random memory accesses**, which is the bottleneck of conventional *point-based* methods.

Figure 1: Efficient 3D models should reduce memory footprint and avoid random memory accesses.

Recently, another stream of models attempt to directly process the input point clouds [18, 24, 32, 34]. These point-based models require much lower GPU memory than voxel-based models thanks to the sparse representation. However, it neglects the fact that the random memory access is also inefficient. As the points are scattered over the entire 3D space in an irregular manner, processing them introduces random memory accesses. Most point-based models [24] mimic the 3D volumetric convolution: they extract the feature of each point by aggregating its neighboring features. However, neighbors are not stored contiguously in the point representation; therefore, indexing them requires the costly nearest neighbor search. To trade space for time, previous methods replicate the entire point cloud for each center point in the nearest neighbor search, and the memory cost will then be  $\mathcal{O}(n^2)$ , where  $n$  is the number of points. Another overhead is dynamic kernel computation. Since the relative positions of neighbors are random, these point-based models have to generate the convolution kernels dynamically based on different relative positions.

In summary, conventional methods are inefficient due to (a) large memory footprint and (b) random memory access. This paper provides a novel perspective to overcome these two challenges. We first systematically analyze the efficiency bottlenecks of both voxel-based and point-based methods. We then propose a novel Point-Voxel CNN (PVCNN) model that brings the best from the voxel-based and point-based models. We represent the 3D input data as point clouds to take advantage of the sparsity to reduce the memory footprint, and we leverage the voxel-based convolutions to obtain regularity and contiguous memory access pattern. Extensive experiments on multiple tasks demonstrate that our PVCNN model outperforms the voxel-based baseline with  $10\times$  lower memory consumption. It also achieves  $7\times$  measured speedup on average compared with the state-of-the-art point-based models.

## 2 Related Work

**Hardware-Efficient Deep Learning.** Extensive attention has been paid to hardware-efficient deep learning for real-world applications. Previous research either reduces the memory access cost and data movement by compressing the models [8, 9, 10] or directly designing the compact models [12, 13, 15, 27, 36, 49]. There are also explorations to reduce the memory footprint by quantization [25, 41, 50]. All these methods are general-purpose and designed for arbitrary neural networks. In this paper, we deal with the domain-specific property of 3D deep learning. Our work is orthogonal to these methods and can be combined with them potentially.

**Processing 3D Data using Voxel-Based Models.** Prior to PointNet [32], research on 3D representation mainly relies on the volumetric representation (*i.e.*, voxel grids) [46]. Intuitively, voxel grids are the natural extension of 2D image pixels. Maturana *et al.* [29] proposed the vanilla volumetric CNN; Qi *et al.* [33] proposed to extend more complicated 2D CNN structures to 3D and analyzed the relationship between 3D CNNs and multi-view CNNs. There are other approaches trying to construct the deep 3D CNNs for volumetric data classification [3]. Recent studies suggest that the volumetric representation can also be used in 3D shape segmentation [22, 39, 45] and 3D object detection [51].

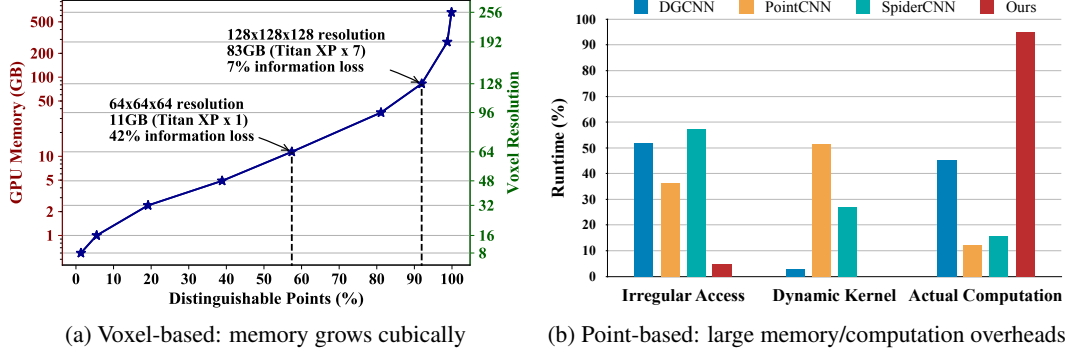


Figure 2: Both voxel-based and point-based NN models are inefficient. Left: the voxel-based model suffers from large information loss at acceptable GPU memory consumption (model: 3D-UNet [52]; dataset: ShapeNet Part [4]). Right: the point-based model suffers from large irregular memory access and dynamic kernel computation overheads.

**Processing 3D Data using Point-Based Models.** PointNet [32] takes advantage of the symmetric function (*e.g.*, max pooling) over inputs to process the unordered point sets in 3D. Later research [18, 34, 44] proposed to stack PointNets hierarchically to model neighborhood information and increase model capacity. Instead of stacking PointNets as basic blocks, another type of methods [19, 24, 47] abstract away the symmetric functions using dynamically generated convolution kernels or learned neighborhood permutation function. Other research, such as SPLATNet [38] which naturally extends the idea of 2D image SPLAT to 3D, and SONet [23] which uses the self-organization mechanism with the theoretical guarantee of invariance to point order, also shows great potential in general-purpose 3D modeling with point clouds as input.

**Special-Purpose 3D Models.** There are some 3D modeling methods tailored for specific tasks. For example, SegCloud [40], SGPN [43], SPGraph [20], ParamConv [42], SSCN [7] and RSNet [14] are specialized in 3D semantic/instance segmentation. For 3D object detection, there are F-PointNet [31] which is based on RGB detector and point-based regional proposal/refinement networks, and PointRCNN [37] which follows similar idea but abstracts away the RGB detector. There are PointPillars [21] and SECOND [48] focusing on efficient 3D detection. On the same dataset for 3D object detection, FlowNet3D [26] extends PointNet++ [34] for scene flow estimation.

Compared with existing methods, we provide a new efficiency perspective by analyzing the hardware efficiency bottlenecks, and we propose a novel approach to make 3D deep learning run faster and be more memory efficient on hardware. The efficient 3D modeling also leads to superior performance.

### 3 Motivation

In general, 3D input data can be represented in the format of  $\mathbf{x} = \{\mathbf{x}_k\} = \{(\mathbf{p}_k, \mathbf{f}_k)\}$ , where  $\mathbf{p}_k$  is the 3D coordinate of the  $k^{\text{th}}$  input point or voxel grid, and  $\mathbf{f}_k$  is the feature corresponding to  $\mathbf{p}_k$ . Both voxel-based and point-based convolution can then be formulated as

$$\mathbf{y}_k = \sum_{\mathbf{x}_i \in \mathcal{N}(\mathbf{x}_k)} \mathcal{K}(\mathbf{x}_k, \mathbf{x}_i) \times \mathcal{F}(\mathbf{x}_i). \quad (1)$$

Concretely, we iterate the center  $\mathbf{x}_k$  over the entire input. For each center, we first index its neighbors  $\mathbf{x}_i$  in  $\mathcal{N}(\mathbf{x}_k)$ , then convolve the neighboring features  $\mathcal{F}(\mathbf{x}_i)$  with the kernel  $\mathcal{K}(\mathbf{x}_k, \mathbf{x}_i)$ , and finally produces the corresponding output  $\mathbf{y}_k$ .

In this section, we discuss the efficiency bottlenecks for both voxel-based and point-based models.

#### 3.1 Voxel-Based Models: Large Memory Footprint

Voxel-based representation is regular and has good memory locality. However, it requires very high resolution in order not to lose information. When the resolution is low, multiple points are bucketed into the same voxel grid, and these points will no longer be *distinguishable*. A point is kept only when it exclusively occupies one voxel grid. In Figure 2a, we analyze the number of distinguishable points

and the memory consumption (during training with batch size of 16) with different resolutions. On a single GPU (with 12 GB of memory), the largest affordable resolution is 64, which will lead to **42%** of information loss (*i.e.*, non-distinguishable points). To keep more than 90% of the information, we need to double the resolution to 128, consuming  $7.2\times$  GPU memory (82.6 GB), which is prohibitive for deployment. Although the GPU memory increases cubically with the resolution, the number of distinguishable points has a diminishing return. Therefore, the voxel-based solution is not scalable.

### 3.2 Point-Based Models: Irregular Memory Access and Dynamic Kernel Overhead

Point-based 3D modeling methods are memory efficient. The initial attempt, PointNet [32], is also computation efficient, but it lacks the local context modeling capability. Later research [24, 34, 44, 47] improves the expressiveness of PointNet by aggregating the neighborhood information in the point domain. However, this will lead to the irregular memory access pattern and introduce the dynamic kernel computation overhead, which becomes the efficiency bottlenecks.

**Irregular Memory Access.** Unlike the voxel-based representation, neighboring points  $x_i \in \mathcal{N}(x_k)$  in the point-based representation are not laid out contiguously in memory. Besides, 3D points are scattered in  $\mathbb{R}^3$ ; thus, we need to explicitly identify who are in the neighboring set  $\mathcal{N}(x_k)$ , rather than by direct indexing. Point-based methods often define  $\mathcal{N}(x_k)$  as nearest neighbors in the coordinate space [24, 47] or feature space [44]. Either requires explicit and expensive KNN computation. After KNN, gathering all neighbors  $x_i$  in  $\mathcal{N}(x_k)$  requires large amount of random memory accesses, which is not cache friendly. Combining the cost of neighbor indexing and data movement, we summarize in Figure 2b that the point-based models spend **36%** [24], **52%** [44] and **57%** [47] of the total runtime on structuring the irregular data and random memory access.

**Dynamic Kernel Computation.** For the 3D volumetric convolutions, the kernel  $\mathcal{K}(x_k, x_i)$  can be directly indexed as the relative positions of the neighbor  $x_i$  are fixed for different center  $x_k$ : *e.g.*, each axis of the coordinate offset  $p_i - p_k$  can only be 0,  $\pm 1$  for the convolution with size of 3. However, for the point-based convolution, the points are scattered over the entire 3D space irregularly; therefore, the relative positions of neighbors become unpredictable, and we will have to calculate the kernel  $\mathcal{K}(x_k, x_i)$  for each neighbor  $x_i$  *on the fly*. For instance, SpiderCNN [47] leverages the third-order Taylor expansion as a continuous approximation of the kernel  $\mathcal{K}(x_k, x_i)$ ; PointCNN [24] permutes the neighboring points into a canonical order with the feature transformer  $\mathcal{F}(x_i)$ . Both will introduce additional matrix multiplications. Empirically, we find that for PointCNN, the overhead of dynamic kernel computation can be more than **50%** (see Figure 2b)!

In summary, the combined overhead of irregular memory access and dynamic kernel computation ranges from **55%** (for DGCNN) to **88%** (for PointCNN), which indicates that most computations are wasted on dealing with the irregularity of the point-based representation.

## 4 Point-Voxel Convolution

Based on our analysis on the bottlenecks, we introduce a hardware-efficient primitive for 3D deep learning: Point-Voxel Convolution (PVConv), which combines the advantages of point-based methods (*i.e.*, small memory footprint) and voxel-based methods (*i.e.*, good data locality and regularity).

Our PVConv disentangles the *fine-grained* feature transformation and the *coarse-grained* neighborhood aggregation so that each branch can be implemented efficiently and effectively. As illustrated in Figure 3, the upper voxel-based branch first transforms the points into *low-resolution* voxel grids, and it then aggregates the neighboring points by the voxel-based convolutions, followed by devoxelization to convert them back to points. Either voxelization or devoxelization requires one scan over all points, making the memory cost low. The lower point-based branch extracts the features for each individual point. As it does not aggregate the neighbor’s information, it is able to afford a very *high resolution*.

### 4.1 Voxel-Based Feature Aggregation

A key component of convolution is to aggregate the neighboring information to extract local features. We choose to perform this feature aggregation in the volumetric domain due to its regularity.

**Normalization.** The scale of different point cloud might be significantly different. For example, in the KITTI dataset [6], the  $z$ -coordinates of the point clouds vary from 5 to 50 meters. Therefore, we

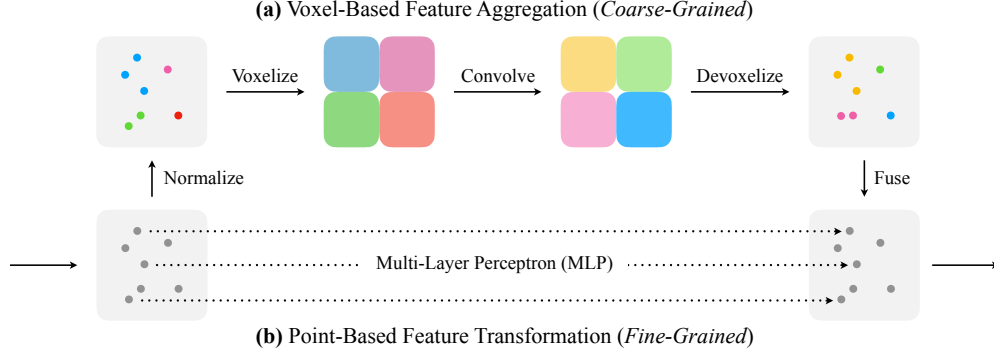


Figure 3: PVConv is composed of a *low-resolution* voxel-based branch and a *high-resolution* point-based branch. The voxel-based branch extracts *coarse-grained* neighborhood information, which is supplemented by the *fine-grained* individual point features extracted from the point-based branch.

need to normalize the coordinates  $\{\mathbf{p}_k\}$  before converting the point cloud into volumetric domain. First, we translate all points into the local coordinate system with the gravity center as origin. After that, we normalize the points into the unit sphere by dividing all coordinates by  $\max\|\mathbf{p}_k\|_2$ , and we then scale and translate the points to  $[0, 1]$ . Note that the point features  $\{\mathbf{f}_k\}$  remain unchanged after normalization. We denote the normalized coordinates as  $\{\hat{\mathbf{p}}_k\}$ .

**Voxelization.** We transform the normalized point cloud  $\{(\hat{\mathbf{p}}_k, \mathbf{f}_k)\}$  into the voxel grids  $\{\mathbf{V}_{u,v,w}\}$  by averaging all features  $\mathbf{f}_k$  whose coordinate  $\hat{\mathbf{p}}_k = (\hat{x}_k, \hat{y}_k, \hat{z}_k)$  falls into the voxel grid  $(u, v, w)$ :

$$\mathbf{V}_{u,v,w,c} = \frac{1}{N_{u,v,w}} \sum_{k=1}^n \mathbb{I}[\text{floor}(\hat{x}_k \times r) = u, \text{floor}(\hat{y}_k \times r) = v, \text{floor}(\hat{z}_k \times r) = w] \times \mathbf{f}_{k,c}, \quad (2)$$

where  $r$  denotes the voxel resolution,  $\mathbb{I}[\cdot]$  is the binary indicator of whether the coordinate  $\hat{\mathbf{p}}_k$  belongs to the voxel grid  $(u, v, w)$ ,  $\mathbf{f}_{k,c}$  denotes the  $c^{\text{th}}$  channel feature corresponding to  $\hat{\mathbf{p}}_k$ , and  $N_{u,v,w}$  is the normalization factor (*i.e.*, the number of points that fall in that voxel grid). As the voxel resolution  $r$  does not have to be large to be effective in our formulation (justified in Section 5), the voxelized representation will not introduce very large memory footprint.

**Feature Aggregation.** After converting the points into voxel grids, we apply a stack of 3D volumetric convolutions to aggregate the features. Similar to conventional 3D models, we apply the batch normalization [16] and the nonlinear activation function [28] after each 3D convolution.

**Devoxelization.** As we need to fuse the information with the point-based feature transformation branch, we then transform the voxel-based features back to the domain of point cloud. A straightforward implementation of the voxel-to-point mapping is to assign the feature of a grid to all points that fall into the grid. However, this will make the points in the same voxel grid always share the same features. Therefore, we alternatively leverage the trilinear interpolation to transform the voxel grids to points to ensure that the features mapped to each point are distinct.

As both our voxelization and devoxelization are differentiable, the entire voxel-based feature aggregation branch can then be optimized in an end-to-end manner.

## 4.2 Point-Based Feature Transformation

The voxel-based feature aggregation branch fuses the neighborhood information in a coarse granularity. However, in order to model finer-grained individual point features, low-resolution voxel-based methods alone might not be enough. We will also need fine-grained, high-resolution feature transformation for individual point features.

To this end, we directly operate on the individual points to extract individual point features. We can simply apply an MLP to transform single point features efficiently. Though simple, the MLP outputs distinct and discriminative features for each point. Such high-resolution individual point information is very critical to supplement the coarse-grained voxel-based information.



### 4.3 Feature Fusion

With both individual point features and aggregated neighborhood information, we can efficiently fuse both branches with the residual addition. Comparing with other possible fusion strategies such as concatenation, we can directly transform a predefined point-based network into our PVCNN without modifying the existing configurations. This further improves the flexibility of our proposed PVConv.

### 4.4 Discussions

**Efficiency: Better Data Locality and Regularity.** Our PVConv is more efficient than conventional point-based convolutions due to its better data locality and regularity. Our proposed voxelization and devoxelization both require  $\mathcal{O}(n)$  random memory accesses, where  $n$  is the number of points, since we only need to iterate over all points once to scatter them to their corresponding voxel grids. However, for conventional point-based methods, gathering the neighbors for all points requires at least  $\mathcal{O}(kn)$  random memory accesses, where  $k$  is the number of neighbors. Therefore, our PVCNN is  $k\times$  more efficient from this perspective. As the typical value for  $k$  is 32/64 in PointNet++ [34] and 16 in PointCNN [24], we empirically reduce the number of incontinuous memory accesses by  $16\times$  to  $64\times$  through our design and achieve better data locality. Besides, as our convolutions are done in the voxel domain, which is regular, our PVConv does not require KNN computation and dynamic kernel computation, which are usually quite expensive.

**Effectiveness: Keeping Points in High Resolution.** As our point-based feature extraction branch is implemented as MLP, a natural advantage is that we are able to keep the same number of points throughout the whole network while still having the capability to model neighborhood information. Let us make a comparison between our PVConv and set abstraction (SA) module in PointNet++ [34]. Suppose we have a batch of 2048 points with 64-channel features (with batch size of 16). We consider to aggregate information from 125 neighbors of each point and transform the aggregated feature to output the features with the same size. The SA module will require 75.2 ms of latency and 3.6 GB of memory consumption; our PVConv will only require 25.7 ms of latency and 1.0 GB of memory consumption. The SA module will have to downsample to 685 points (*i.e.*, around  $3\times$  downsampling) to match up with the latency of PVConv, while the memory consumption will still be  $1.5\times$  higher. Therefore, under the same latency, our PVConv is capable of modeling the full point cloud, while the SA module has to downsample the input aggressively. As the downsampling process will inevitably induce information loss, our PVCNN can be more effective compared to point-based counterparts.

## 5 Experiments

We experimented on multiple 3D tasks including object part segmentation, indoor scene segmentation and 3D object detection. Our PVCNN achieves superior performance on all these tasks with lower measured latency and GPU memory consumption. More details are provided in the appendix.

### 5.1 Object Part Segmentation

**Setups.** We first conduct experiments on the large-scale 3D object dataset, ShapeNet Parts [4]. For a fair comparison, we follow the same evaluation protocol as in Li *et al.* [24] and Graham *et al.* [7]. The evaluation metric is mean intersection-over-union (mIoU); we first calculate the part-averaged IoU for each of the 2874 test models and average the values as the final metrics. Besides, we report the measured latency and GPU memory consumption on a single GTX 1080Ti GPU to reflect the efficiency. We ensure the input data to have the same size with 2048 points and batch size of 8.

**Models.** We build our PVCNN by replacing the MLP layers in PointNet [32] with our PVConv layers. We adopt PointNet [32], RSNet [14], PointNet++ [34] (with multi-scale grouping), DGCNN [44], SpiderCNN [47] and PointCNN [24] as our point-based baselines. We reimplement 3D-UNet [52] as our voxel-based baseline. Note that most baselines make their implementation publicly available, and we therefore collect the statistics from their official implementation.

**Results.** As in Table 1, our PVCNN outperforms all previous models. PVCNN directly improves the accuracy of its backbone (PointNet) by 2.5% with even smaller overhead compared with PointNet++. We also design a narrower version of our PVCNN by reducing the number of channels to 25% (denoted as  $0.25\times C$ ). The resulting model uses only 53.5% latency of PointNet, and it still outperforms several

	Input Data	Convolution	Mean IoU	Latency	GPU Memory
PointNet [32]	points ( $8 \times 2048$ )	none	83.7	21.7 ms	1.5 GB
3D-UNet [52]	voxels ( $8 \times 96^3$ )	volumetric	84.6	682.1 ms	8.8 GB
RSNet [14]	points ( $8 \times 2048$ )	point-based	84.9	74.6 ms	0.8 GB
PointNet++ [34]	points ( $8 \times 2048$ )	point-based	85.1	77.9 ms	2.0 GB
DGCNN [44]	points ( $8 \times 2048$ )	point-based	85.1	87.8 ms	2.4 GB
<b>PVCNN (Ours, <math>0.25 \times C</math>)</b>	points ( $8 \times 2048$ )	volumetric	<b>85.2</b>	<b>11.6 ms</b>	<b>0.8 GB</b>
SpiderCNN [47]	points ( $8 \times 2048$ )	point-based	85.3	170.7 ms	6.5 GB
<b>PVCNN (Ours, <math>0.5 \times C</math>)</b>	points ( $8 \times 2048$ )	volumetric	<b>85.5</b>	<b>21.7 ms</b>	<b>1.0 GB</b>
PointCNN [24]	points ( $8 \times 2048$ )	point-based	86.1	135.8 ms	2.5 GB
<b>PVCNN (Ours, <math>1 \times C</math>)</b>	points ( $8 \times 2048$ )	volumetric	<b>86.2</b>	<b>50.7 ms</b>	<b>1.6 GB</b>

Table 1: Results of object part segmentation on ShapeNet Part [4]. On average, PVCNN outperforms the point-based models with  $5.5 \times$  measured speedup and  $3 \times$  memory reduction, and the voxel-based baseline with  $59 \times$  measured speedup and  $11 \times$  memory reduction.

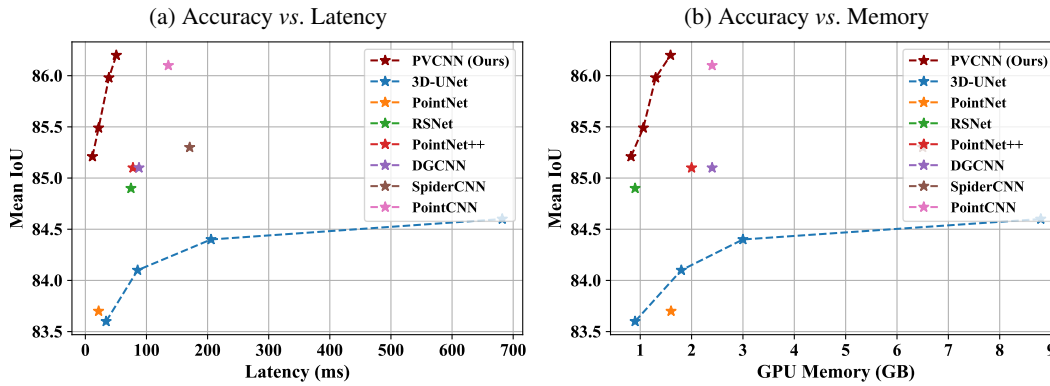


Figure 4: Comparisons between PVCNN and the point/voxel-based baselines on ShapeNet Part [4]. Left: accuracy vs. latency trade-off. Right: accuracy vs. memory trade-off.

point-based methods with sophisticated neighborhood aggregation including RSNet, PointNet++ and DGCNN, which are almost an order of magnitude slower.

In Figure 4, PVCNN achieves a significantly better accuracy vs. latency trade-off compared with all point-based methods. With similar accuracy, our PVCNN is  $15 \times$  faster than SpiderCNN and  $2.7 \times$  faster than PointCNN. PVCNN also achieves a significantly better accuracy vs. memory trade-off compared with modern voxel-based methods. With better accuracy, PVCNN saves the GPU memory consumption by  $10 \times$  compared with 3D-UNet.

**Analysis.** Conventional voxel-based methods have saturated the performance as the input resolution increases, but the memory consumption grows cubically. PVCNN is much more efficient, and the memory increases sub-linearly (Table 2). By increasing the resolution from 16 ( $0.5 \times R$ ) to 32 ( $1 \times R$ ), the GPU memory is increased from 1.55 GB to 1.59 GB, only  $1.03 \times$ . Even if we squeeze the volumetric resolution to 16 ( $0.5 \times R$ ), our method still outperforms 3D-UNet that has much higher voxel resolution (96) by a large margin (1%). PVCNN is very robust even with small resolution in the voxel branch, thanks to the high-resolution point-based branch maintaining the individual point’s information.

	mIoU	Latency	GPU Mem.
<b>PVCNN (<math>0.5 \times R</math>)</b>	85.5	28.9 ms	1.55 GB
<b>PVCNN (<math>0.75 \times R</math>)</b>	85.7	36.8 ms	1.56 GB
<b>PVCNN (<math>1 \times R</math>)</b>	86.2	50.7 ms	1.59 GB

Table 2: Results of different voxel resolutions.

## 5.2 Indoor Scene Segmentation

**Setups.** We conduct experiments on the large-scale indoor scene segmentation dataset, S3DIS [1, 2]. We follow Tchapmi *et al.* [40] and Li *et al.* [24] to train the models on the area 1, 2, 3, 4, 6 and test them on the area 5 of the dataset since the area 5 is the only area that does not overlap with any other area.

	Input Data	Convolution	mAcc	mIoU	Latency	GPU Mem.
PointNet [32]	points ( $8 \times 4096$ )	none	82.54	42.97	20.9 ms	1.0 GB
<b>PVCNN (Ours, <math>0.125 \times C</math>)</b>	points ( $8 \times 4096$ )	volumetric	<b>82.60</b>	<b>46.94</b>	<b>8.5 ms</b>	<b>0.6 GB</b>
DGCNN [44]	points ( $8 \times 4096$ )	point-based	83.64	47.94	178.1 ms	2.4 GB
RSNet [14]	points ( $8 \times 4096$ )	point-based	—	51.93	111.5 ms	1.1 GB
<b>PVCNN (Ours, <math>0.25 \times C</math>)</b>	points ( $8 \times 4096$ )	volumetric	<b>85.25</b>	<b>52.25</b>	<b>11.9 ms</b>	<b>0.7 GB</b>
3D-UNet [52]	voxels ( $8 \times 96^3$ )	volumetric	86.12	54.93	574.7 ms	6.8 GB
<b>PVCNN (Ours, <math>1 \times C</math>)</b>	points ( $8 \times 4096$ )	volumetric	86.66	56.12	47.3 ms	1.3 GB
<b>PVCNN++ (Ours, <math>0.5 \times C</math>)</b>	points ( $4 \times 8192$ )	volumetric	<b>86.87</b>	<b>57.63</b>	<b>41.1 ms</b>	<b>0.7 GB</b>
PointCNN [24]	points ( $16 \times 2048$ )	point-based	85.91	57.26	282.3 ms	4.6 GB
<b>PVCNN++ (Ours, <math>1 \times C</math>)</b>	points ( $4 \times 8192$ )	volumetric	<b>87.12</b>	<b>58.98</b>	<b>69.5 ms</b>	<b>0.8 GB</b>

Table 3: Results of indoor scene segmentation on S3DIS [1, 2]. On average, PVCNN and PVCNN++ outperforms the point-based models with  $8\times$  measured speedup and  $3\times$  memory reduction, and the voxel-based baseline with  $14\times$  measured speedup and  $10\times$  memory reduction.

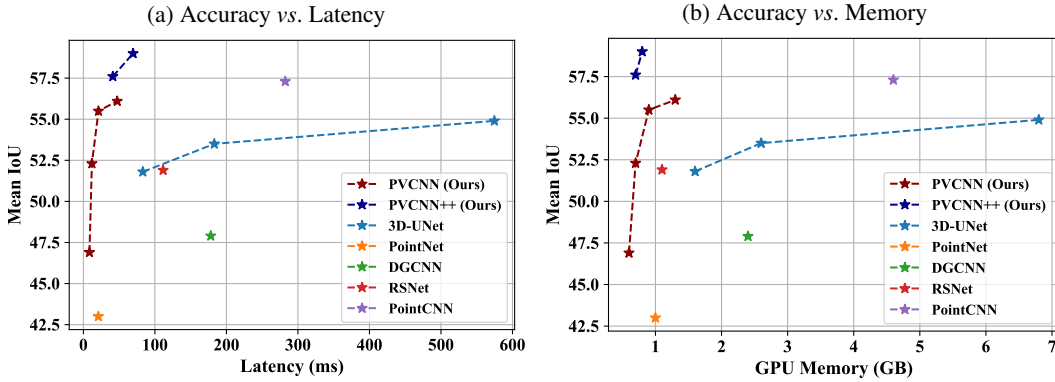


Figure 5: Comparisons between PVCNN and the point/voxel-based baselines on S3DIS [1, 2]. Left: accuracy vs. latency trade-off. Right: accuracy vs. memory trade-off.

The evaluation protocol is the same as PointCNN [24] for fair comparison. We measure the latency and memory consumption with 32768 points per batch at test time on a single GTX 1080Ti GPU.

**Models.** Apart from PVCNN (which is based on PointNet), we also extend PointNet++ [34] with our PVConv to construct PVCNN++. We compare our two models with state-of-the-art point-based models [14, 24, 32, 44] and the voxel-based baseline [52].

**Results.** As in Table 3, PVCNN improves its backbone (PointNet) by more than  $13\%$  in mIoU, and it also outperforms DGCNN (which involves sophisticated graph convolutions) by a large margin in both accuracy and latency. Remarkably, our PVCNN++ outperforms the state-of-the-art point-based model (PointCNN) by  $1.7\%$  in mIoU with  $4\times$  lower latency, and the voxel-based baseline (3D-UNet) by  $4\%$  in mIoU with more than  $8\times$  lower latency and GPU memory consumption. Similar to object part segmentation, we also design compact models by reducing the number of channels in PVCNN to  $0.125\times$ ,  $0.25\times$  and  $0.5\times$  and PVCNN++ to  $0.5\times$ . Remarkably, the narrower version of PVCNN outperforms DGCNN with  $15\times$  measured speedup, and RSNet with  $9\times$  measured speedup. Further, it achieves  $4\%$  mIoU improvement upon PointNet while still being  $2.5\times$  faster than this extremely efficient model (which does not have any neighborhood aggregation).

### 5.3 3D Object Detection

**Setups.** We finally conduct experiments on the driving-oriented dataset, KITTI [6]. We follow Qi *et al.* [31] to construct the *val* set from the training set so that no instances in the *val* set belong to the same video clip of any training instance. The size of *val* set is 3769, leaving the other 3711 samples for training. We evaluate all models for 20 times and report the mean 3D average precision (AP).

**Models.** We build two versions of PVCNN based on F-PointNet [31]: (a) an *efficient* version where we only replace the MLP layers within the instance segmentation network, and (b) a *complete* version



	Efficiency		Car			Pedestrian			Cyclist		
	Latency	GPU Mem.	Easy	Mod.	Hard	Easy	Mod.	Hard	Easy	Mod.	Hard
F-PointNet [31]	29.1 ms	1.3 GB	83.26	69.28	62.56	65.08	55.85	49.28	74.54	55.95	52.65
F-PointNet++ [31]	105.2 ms	2.0 GB	83.76	70.92	63.65	70.00	61.32	53.59	77.15	56.49	53.37
PVCNN ( <i>efficient</i> )	58.9 ms	1.4 GB	<b>84.22</b>	71.11	63.63	69.16	60.28	52.52	78.67	57.79	54.16
PVCNN ( <i>complete</i> )	69.6 ms	1.4 GB	84.02	<b>71.54</b>	<b>63.81</b>	<b>73.20</b>	<b>64.71</b>	<b>56.78</b>	<b>81.40</b>	<b>59.97</b>	<b>56.24</b>

Table 4: Results of 3D object detection on the *val* set of KITTI [6]. The *complete* PVCNN outperforms F-PointNet++ in all categories significantly with  $1.5\times$  measured speedup and memory reduction.

where we further replace the MLP layers in the box estimation network. We compare our two models with F-PointNet (whose backbone is PointNet) and F-PointNet++ (whose backbone is PointNet++).

**Results.** In Table 4, even if our *efficient* model does not aggregate neighboring features in the box estimation network while F-PointNet++ does, ours still outperform it in most classes with  $1.8\times$  lower latency. Improving the box estimation network with PVConv, our *complete* model outperforms both baselines in **all** categories significantly. Compared with F-PointNet baseline, our PVCNN obtains up to **8%** mAP improvement in pedestrians and **3.5-6.8%** mAP improvement in cyclist, which indicates that our proposed PVCNN is both efficient and expressive.

## 6 Conclusion

In this paper, we propose a novel Point-Voxel CNN (PVCNN) model for fast and efficient 3D deep learning. We bring the best of both worlds together: voxels and points. We represent the 3D input data efficiently with the irregular point representation and perform the convolutions efficiently in the regular voxel representation. Such method saves memory and reduces random access. Extensive experiments on multiple tasks consistently demonstrate the effectiveness and efficiency of our proposed method. We believe that our research will break the stereotype that the voxel-based convolution is naturally inefficient and shed light on co-designing the voxel-based and point-based architectures for fast and efficient 3D deep learning.

**Acknowledgements.** We sincerely thank MIT Quest for Intelligence, MIT-IBM Watson AI Lab, MIT-SenseTime Alliance, Samsung, Facebook and SONY for supporting this research. We also thank AWS Machine Learning Research Awards for providing the computation resource.

## References

- [1] Iro Armeni, Alexandar Sax, Amir R. Zamir, and Silvio Savarese. Joint 2D-3D-Semantic Data for Indoor Scene Understanding. *arXiv*, 2017. 7, 8
- [2] Iro Armeni, Ozan Sener, Amir R. Zamir, Helen Jiang, Ioannis Brilakis, Martin Fischer, and Silvio Savarese. 3D Semantic Parsing of Large-Scale Indoor Spaces. In *CVPR*, 2016. 7, 8
- [3] Andrew Brock, Theodore Lim, J.M Ritchie, and Nick Wetsen. Generative and Discriminative Voxel Modeling with Convolutional Neural Networks. In *NeurIPS*, 2016. 2
- [4] Angel X. Chang, Thomas Funkhouser, Leonidas Guibas, Pat Hanrahan, Qixing Huang, Zimo Li, Silvio Savarese, Manolis Savva, Shuran Song, Hao Su, Jianxiong Xiao, Li Yi, and Fisher Yu. ShapeNet: An Information-Rich 3D Model Repository. *arXiv*, 2015. 3, 6, 7
- [5] Christopher Bongsoo Choy, Danfei Xu, JunYoung Gwak, Kevin Chen, and Silvio Savarese. 3D-R2N2: A Unified Approach for Single and Multi-view 3D Object Reconstruction. In *ECCV*, 2016. 1
- [6] Andreas Geiger, Philip Lenz, Christoph Stiller, and Raquel Urtasun. Vision meets Robotics: The KITTI Dataset. *IJRR*, 2013. 4, 8, 9
- [7] Benjamin Graham, Martin Engelcke, and Laurens van der Maaten. 3D Semantic Segmentation With Submanifold Sparse Convolutional Networks. In *CVPR*, 2018. 3, 6
- [8] Song Han, Huizi Mao, and William J Dally. Deep Compression: Compressing Deep Neural Networks with Pruning, Trained Quantization and Huffman Coding. In *ICLR*, 2016. 2
- [9] Song Han, Jeff Pool, John Tran, and William J. Dally. Learning both Weights and Connections for Efficient Neural Networks. In *NeurIPS*, 2015. 2
- [10] Yihui He, Ji Lin, Zhijian Liu, Hanrui Wang, Li-Jia Li, and Song Han. AMC: AutoML for Model Compression and Acceleration on Mobile Devices. In *ECCV*, 2018. 2
- [11] Mark Horowitz. Computing’s Energy Problem. In *ISSCC*, 2014. 2

- [12] Andrew Howard, Mark Sandler, Grace Chu, Liang-Chieh Chen, Bo Chen, Mingxing Tan, Weijun Wang, Yukun Zhu, Ruoming Pang, Vijay Vasudevan, Quoc V. Le, and Hartwig Adam. Searching for MobileNetV3. *arXiv*, 2019. 2
- [13] Andrew G. Howard, Menglong Zhu, Bo Chen, Dmitry Kalenichenko, Weijun Wang, Tobias Weyand, Marco Andreetto, and Hartwig Adam. MobileNets: Efficient Convolutional Neural Networks for Mobile Vision Applications. *arXiv*, 2017. 2
- [14] Qiangui Huang, Weiyue Wang, and Ulrich Neumann. Recurrent Slice Networks for 3D Segmentation on Point Clouds. In *CVPR*, 2018. 3, 6, 7, 8
- [15] Forrest N. Iandola, Song Han, Matthew W. Moskewicz, Khalid Ashraf, William J. Dally, and Kurt Keutzer. SqueezeNet: AlexNet-Level Accuracy with 50x Fewer Parameters and < 0.5MB Model Size. *arXiv*, 2016. 2
- [16] Sergey Ioffe and Christian Szegedy. Batch Normalization: Accelerating Deep Network Training by Reducing Internal Covariate Shift. In *ICML*, 2015. 5
- [17] Norman P Jouppi, Cliff Young, Nishant Patil, David Patterson, Gaurav Agrawal, Raminder Bajwa, Sarah Bates, Suresh Bhatia, Nan Boden, Al Borchers, et al. In-Datacenter Performance Analysis of a Tensor Processing Unit. In *ISCA*, 2017. 2
- [18] Roman Klokoy and Victor S Lempitsky. Escape from Cells: Deep Kd-Networks for the Recognition of 3D Point Cloud Models. In *ICCV*, 2017. 2, 3
- [19] Shiyi Lan, Ruichi Yu, Gang Yu, and Larry S. Davis. Modeling Local Geometric Structure of 3D Point Clouds using Geo-CNN. In *CVPR*, 2019. 3
- [20] Loic Landrieu and Martin Simonovsky. Large-Scale Point Cloud Semantic Segmentation With Superpoint Graphs. In *CVPR*, 2018. 3
- [21] Alex H. Lang, Sourabh Vora, Holger Caesar, Lubing Zhou, and Jiong Yang. PointPillars: Fast Encoders for Object Detection from Point Clouds. In *CVPR*, 2019. 3
- [22] Truc Le and Ye Duan. PointGrid: A Deep Network for 3D Shape Understanding. In *CVPR*, 2018. 2
- [23] Jiaxin Li, Ben M Chen, and Gim Hee Lee. SO-Net: Self-Organizing Network for Point Cloud Analysis. In *CVPR*, 2018. 3
- [24] Yangyan Li, Rui Bu, Mingchao Sun, Wei Wu, Xinhan Di, and Baoquan Chen. PointCNN: Convolution on  $\mathcal{X}$ -Transformed Points. In *NeurIPS*, 2018. 2, 3, 4, 6, 7, 8
- [25] Darryl D. Lin, Sachin S. Talathi, and V.Sreekanth Annapureddy. Fixed Point Quantization of Deep Convolutional Networks. In *ICLR*, 2016. 2
- [26] Xingyu Liu, Charles Ruizhongtai Qi, and Leonidas J. Guibas. FlowNet3D: Learning Scene Flow in 3D Point Clouds. In *CVPR*, 2019. 3
- [27] Ningning Ma, Xiangyu Zhang, Hai-Tao Zheng, and Jian Sun. ShuffleNet V2: Practical Guidelines for Efficient CNN Architecture Design. In *ECCV*, 2018. 2
- [28] Andrew L Maas, Awni Y Hannun, and Andrew Y Ng. Rectifier Nonlinearities Improve Neural Network Acoustic Models. In *ICML*, 2013. 5
- [29] Daniel Maturana and Sebastian Scherer. VoxNet: A 3D Convolutional Neural Network for Real-Time Object Recognition. In *IROS*, 2015. 2
- [30] Onur Mutlu. DDR Access Illustration. <https://www.archive.ece.cmu.edu/~ece740/f11/lib/exe/fetch.php?media=wiki:lectures:onur-740-fall11-lecture25-mainmemory.pdf>. 2
- [31] Charles Ruizhongtai Qi, Wei Liu, Chenxia Wu, Hao Su, and Leonidas J. Guibas. Frustum PointNets for 3D Object Detection from RGB-D Data. In *CVPR*, 2018. 3, 8, 9
- [32] Charles Ruizhongtai Qi, Hao Su, Kaichun Mo, and Leonidas J Guibas. PointNet: Deep Learning on Point Sets for 3D Classification and Segmentation. In *CVPR*, 2017. 2, 3, 4, 6, 7, 8
- [33] Charles Ruizhongtai Qi, Hao Su, Matthias Niessner, Angela Dai, Mengyuan Yan, and Leonidas J. Guibas. Volumetric and Multi-View CNNs for Object Classification on 3D Data. In *CVPR*, 2016. 2
- [34] Charles Ruizhongtai Qi, Li Yi, Hao Su, and Leonidas J Guibas. PointNet++: Deep Hierarchical Feature Learning on Point Sets in a Metric Space. In *NeurIPS*, 2017. 2, 3, 4, 6, 7, 8
- [35] Gernot Riegler, Ali Osman Ulusoy, and Andreas Geiger. OctNet: Learning Deep 3D Representations at High Resolutions. In *CVPR*, 2017. 1
- [36] Mark Sandler, Andrew Howard, Menglong Zhu, Andrey Zhmoginov, and Liang-Chieh Chen. MobileNetV2: Inverted Residuals and Linear Bottlenecks. In *CVPR*, 2018. 2
- [37] Shaoshuai Shi, Xiaogang Wang, and Hongsheng Li. PointRCNN: 3D Object Proposal Generation and Detection from Point Cloud. In *CVPR*, 2019. 3
- [38] Hang Su, Varun Jampani, Deqing Sun, Subhransu Maji, Evangelos Kalogerakis, Ming-Hsuan Yang, and Jan Kautz. SPLATNet: Sparse Lattice Networks for Point Cloud Processing. In *CVPR*, 2018. 3
- [39] Maxim Tatarchenko, Alexey Dosovitskiy, and Thomas Brox. Octree Generating Networks: Efficient Convolutional Architectures for High-Resolution 3D Outputs. In *ICCV*, 2017. 2
- [40] Lyne P. Tchammi, Christopher B. Choy, Iro Armeni, JunYoung Gwak, and Silvio Savarese. SEGCloud: Semantic Segmentation of 3D Point Clouds. In *3DV*, 2017. 3, 7

- [41] Kuan Wang, Zhijian Liu, Yujun Lin, Ji Lin, and Song Han. HAQ: Hardware-Aware Automated Quantization with Mixed Precision. In *CVPR*, 2019. 2
- [42] Shenlong Wang, Simon Suo, Wei-Chiu Ma, Andrei Pokrovsky, and Raquel Urtasun. Deep Parametric Continuous Convolutional Neural Networks. In *CVPR*, 2018. 3
- [43] Weiyue Wang, Ronald Yu, Qiangui Huang, and Ulrich Neumann. SGPN: Similarity Group Proposal Network for 3D Point Cloud Instance Segmentation. In *CVPR*, 2018. 3
- [44] Yue Wang, Yongbin Sun, Ziwei Liu, Sanjay E. Sarma, Michael M. Bronstein, and Justin M. Solomon. Dynamic Graph CNN for Learning on Point Clouds. In *SIGGRAPH*, 2019. 3, 4, 6, 7, 8
- [45] Zongji Wang and Feng Lu. VoxSegNet: Volumetric CNNs for Semantic Part Segmentation of 3D Shapes. *TVCG*, 2019. 2
- [46] Zhirong Wu, Shuran Song, Aditya Khosla, Fisher Yu, Linguang Zhang, Xiaoou Tang, and Jianxiong Xiao. 3D ShapeNets: A Deep Representation for Volumetric Shapes. In *CVPR*, 2015. 2
- [47] Yifan Xu, Tianqi Fan, Mingye Xu, Long Zeng, and Yu Qiao. SpiderCNN: Deep Learning on Point Sets with Parameterized Convolutional Filters. In *ECCV*, 2018. 3, 4, 6, 7
- [48] Yan Yan, Yuxing Mao, and Bo Li. SECOND: Sparsely Embedded Convolutional Detection. *Sensors*, 2018. 3
- [49] Xiangyu Zhang, Xinyu Zhou, Mengxiao Lin, and Jian Sun. ShuffleNet: An Extremely Efficient Convolutional Neural Network for Mobile Devices. In *CVPR*, 2018. 2
- [50] Aojun Zhou, Anbang Yao, Yiwon Guo, Lin Xu, and Yurong Chen. Incremental Network Quantization: Towards Lossless CNNs with Low-Precision Weights. In *ICLR*, 2017. 2
- [51] Yin Zhou and Oncel Tuzel. VoxelNet: End-to-End Learning for Point Cloud Based 3D Object Detection. In *CVPR*, 2018. 2
- [52] Özgün Çiçek, Ahmed Abdulkadir, Soeren S. Lienkamp, Thomas Brox, and Olaf Ronneberger. 3D U-Net: Learning Dense Volumetric Segmentation from Sparse Annotation. In *MICCAI*, 2016. 1, 3, 6, 7, 8