

THE VELOCITY OF DYNAMICAL CHAOS DURING PROPAGATION OF THE POSITIVE LYAPUNOV EXPONENTS REGION UNDER NON-LOCAL CONDITIONS

M.N. OVCHINNIKOV

ABSTRACT. The dynamics of the system is investigated when one part of the system initially behaves in a regular manner and the other in a chaotic one. The propagation of the chaos is considered as the motion of a region with the maximal Lyapunov exponent greater than zero. The time dependencies of the chaos propagation parameters were calculated for the classical and non-local models of non-stationary heat transfer. The system responses were considered to disturbances in the form of the Dirac delta function and the Heaviside step function.

keywords: dynamic chaos, propagation velocity, Lyapunov exponent, heat conduction non-local models

1. INTRODUCTION

When considering the problems of the non-equilibrium dynamics of chaotic systems, it is of interest to study the motion of the chaos-order frontier. Many articles are devoted to this problem, in which, as a rule, various aspects of the kinetic theory are analyzed [1] in the context of the stochasticity of the Boltzmann and Vlasov equations [2], [3], features of the disturbances and fronts propagation in non-equilibrium systems [4], [5], [6]. Note that these problems are related to the problem of ergodicity [7], irreversibility [8], fractal of dynamic systems [9] and fluctuations of thermodynamic parameters in complex systems [10], [11], [12].

Usually, in such systems, the maximum value of the Lyapunov exponent increases with increasing energy and becomes greater than zero when the energy reaches a certain threshold value. In this paper did not use the method of molecular dynamics simulation, and the equations of non-stationary conductive heat transfer are analyzed. The role of the threshold value of energy, starting from which one can speak of chaotic dynamics, is played by a certain finite value of temperature.

2. THEORETICAL BASIS

As stated in the introduction, in this paper the motion of a region with an energy corresponding to the maximal Lyapunov exponent greater than zero into a region with an exponent value less or equal to zero. Qualitatively, the dependence of the maximum Lyapunov exponent on the energy level in the system can be represented as shown in Fig.1. Here the same figures are shown in linear and double logarithmic (internal figure) coordinates and E_1/ϵ is the value of the energy (or kinetic temperature) per one degree of freedom related to the characteristic parameter of the interaction potential of particles, for example, the depth of the

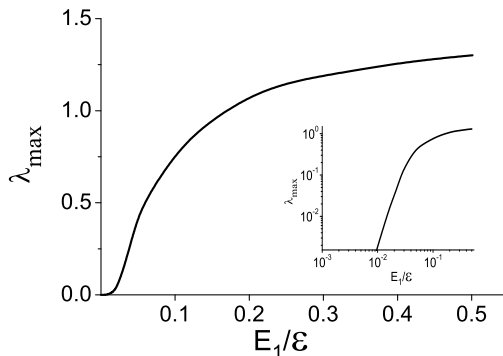


FIGURE 1. The dependence of the Lyapunov exponent on the energy per degree of freedom.

potential well ϵ in the Lennard-Jones potential. Usually, the threshold values of the energy E_{ch} , starting from which the Lyapunov exponent becomes greater than zero are small and E_1/ϵ is of the order of 10^{-2} .

Unlike [13], we will study the heat transfer using the continuum mechanics equations in the one-dimensional system. In this approach, the role of the threshold energy is played by temperature and the motion of a region with an energy value equal to E_{ch} is considered as the motion of the corresponding isotherms $T = C(Constat)$.

Note that the classical heat equation

$$(1) \quad \frac{\partial T}{\partial t} = \alpha \frac{\partial^2 T}{\partial x^2},$$

where x - is the coordinate, T - the temperature, t - the time, α - the thermal diffusivity, based on the principles of locality and local thermodynamic equilibrium and does not always adequately describe the process of unsteady heat transfer, especially at short observation times. Also, this model has a paradox of infinite velocity of the propagation of the disturbances. Therefore, we will also consider the solutions of the non-local heat equations.

One of the answer for resolving the paradox of infinite perturbation velocity and the development of methods for describing non-stationary heat transfer consists in introducing non-local terms into heat equation, for example, using the concept of extended irreversible thermodynamics and the non-local Fourier law [18], [19], [20], [21], [22], [23], [24], [25] with a transition, for example, to the telegraph type equation

$$(2) \quad \frac{\partial T(x, t)}{\partial t} + \tau \frac{\partial^2 C(x, t)}{\partial t^2} = \alpha \frac{\partial^2 T}{\partial x^2}.$$

Here τ is relaxation time.

It should be said that these models are approximate as well. Following [28], it can be assumed that the closest to reality is a model that uses absolute randomness a random walk mode with discrete random jumps at a distance Δx over time interval Δt . The probability density of finding the system in coordinates. For this model, the probability P_{kn} of finding the system in the coordinate x_k at the time moment t_n can be written as [26]

$$P(x_k, t_n) = \frac{(t_n/\Delta t)!}{2^{(t_n/\Delta t)}} \frac{1}{((t_n/\Delta t + x_k/\Delta x)/2)! ((t_n/\Delta t - x_k/\Delta x)/2)!}$$

This model can lead to the telegraph equation [27].

In this paper, it is assumed that the truth is in the middle between models (1-3). We also note that only non-local effects are considered, excluding non-linearity. In other words, thermal diffusivity, thermal conductivity, heat capacity and density are constants.

3. THE MODEL

Let's choose a system of units wherein $\tau = 1/2$, $\alpha = 1/2$ and continuous variables x and t for (3) with limits $\Delta x \rightarrow 0$, $\Delta t \rightarrow 0$, $\Delta x/\Delta t \rightarrow 1$. Then the fundamental solutions as the response to the Dirac delta-function for (1) will be

$$(3) \quad T^\delta(G) = \frac{1}{\sqrt{2\pi t}} \exp\left(-\frac{x^2}{2t}\right),$$

for (2)

$$(4) \quad T^\delta(TE) = \exp(-t) I_0\left(\sqrt{t^2 - x^2}\right) \Theta(t - |x|)$$

and (3) is written as

$$(5) \quad T^\delta(RW) = \frac{\Gamma(t+1)}{\Gamma((t-x)/2+1) \Gamma((t+x)/2+1) 2^{t+1}}.$$

Here Γ is Euler gamma function and (6) is the probability density distribution and can be considered as the fundamental solution for an unknown evolution equation corresponding to random walk model.

An example of fundamental solutions in the form (4-6) is shown in Fig.2 for $x > 0$, $t > 0$ in time moments $t = 10, 10^2$. We see that the relative differences between these solutions decrease with increasing time.

Here and below the corresponding solutions for (1) will have the additional symbol G (Gauss), for (2) TE (telegraph), for (3) RW (Random Walks), the δ and Θ indices the boundary conditions in the form of the Dirac delta function and Heaviside step function.

If we take the boundary conditions of the Heaviside step function Θ , then the solution for (1) will be

$$(6) \quad T^\Theta(G) = \frac{1}{\sqrt{2\pi}} \int_0^t \frac{x}{(t-t_1)^{3/2}} \exp\left(-\frac{x^2}{2(t-t_1)}\right) \Theta(t_1) dt_1$$

and, using [29], for (2)

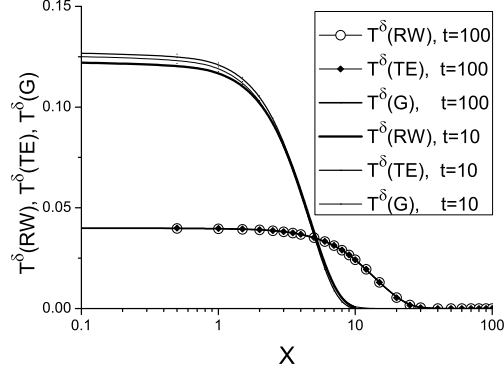


FIGURE 2. The solutions (4-6) in time moments $t = 10, 10^2$.

(7)

$$T^\Theta(TE) = \frac{2}{\pi} \sum_{n=1}^{\infty} \frac{1}{n} \sin\left(\frac{\pi n x}{L}\right) \left[1 - \exp(-t) \cos(Kt) - K^{-1/2} \exp(-t) \sin(Kt)\right].$$

Here $K = \sqrt{(\pi^2 n^2 / L^2 - 1)}$. Solutions $T^\Theta(G)$, $T^\Theta(TE)$ for $x > 0$, $t > 0$ with the initial condition $T(x, 0) = 0$ and the boundary conditions $T(0, t) = \Theta(t)$ and $T(L, t) = 0$ are shown in Figure 3 in time moments $t = 10, 10^2, 10^3, 10^4$. Here $x < L$, L is the final length of the system for calculations. We see that solutions become very close to each other with increasing time (respectively, $t/\tau \gg 1$ and $t/\Delta t \gg 1$).

4. RESULTS

Let us consider solutions (4-6) and calculate the isotherm coordinates $X_C^{\delta, G}$ at arbitrary time moments for the corresponding constant temperatures $T = C$. One of the finite value of T will be a threshold borderline of chaos.

For the solution (4), such a coordinate $X_C^{\delta, G}$ will be

$$(8) \quad X_C^{\delta, G} = \sqrt{2t \ln(1/\sqrt{2\pi t C^2})}$$

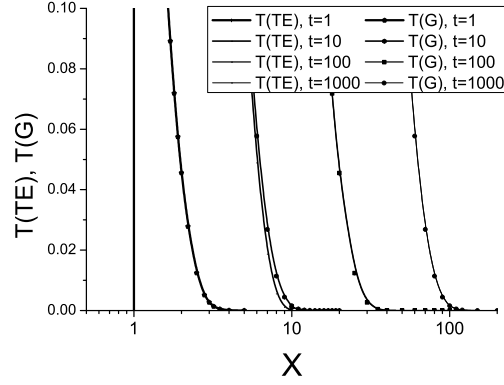
under condition

$$(9) \quad t < 1/(2\pi C^2),$$

for the solution (5)

$$(10) \quad X_C^{\delta, TE} \approx \sqrt{2t \ln \frac{1}{\sqrt{2\pi t C^2}}} \left(1 - \frac{1}{t}(\beta_1 \ln t + \beta_2)\right),$$

and for the solution (6)


 FIGURE 3. The solutions (7,9-10) in time moments $t = 10, 10^2, 10^3, 10^4$.

$$(11) \quad X_C^{\delta, RW} \approx \sqrt{2t \ln \frac{1}{\sqrt{2\pi t C^2}}} \left(1 - \frac{1}{t} (\beta_3 \ln t + \beta_4) \right).$$

Accordingly, the velocities $V_C^{\delta, G}$, $V_C^{\delta, TE}$, $V_C^{\delta, RW}$ of these isotherms movement will be for (4)

$$(12) \quad V_C^{\delta, G} = \left(\ln \frac{1}{\sqrt{2\pi t C^2}} - \frac{1}{2} \right) / \sqrt{2t \ln \frac{1}{\sqrt{2\pi t C^2}}}$$

for (5) (

(13)

$$V_C^{\delta, TE} \approx \frac{\left(\ln \frac{1}{\sqrt{2\pi t C^2}} - \frac{1}{2} \right)}{\sqrt{2t \ln \frac{1}{\sqrt{2\pi t C^2}}}} \left(1 - \frac{\beta_1 \ln t + \beta_2}{t} \right) + \sqrt{2t \ln \frac{1}{\sqrt{2\pi t C^2}}} \left(\frac{\beta_1 \ln t + \beta_2}{t^2} - \frac{\beta_1}{t^2} \right)$$

13), and

(14)

$$V_C^{\delta, RW} \approx \frac{\left(\ln \frac{1}{\sqrt{2\pi t C^2}} - \frac{1}{2} \right)}{\sqrt{2t \ln \frac{1}{\sqrt{2\pi t C^2}}}} \left(1 - \frac{\beta_3 \ln t + \beta_4}{t} \right) + \sqrt{2t \ln \frac{1}{\sqrt{2\pi t C^2}}} \left(\frac{\beta_3 \ln t + \beta_4}{t^2} - \frac{\beta_3}{t^2} \right)$$

for (6). Here $t \gg \beta_1 \ln(t)$, $\beta_1 = -0.143$, $\beta_2 = -0.286(\ln C) - 0.64$, $\beta_3 = 0.0656 + 0.724(\ln C)$, $\beta_4 = -0.1917(\ln C) - 0.8087$ for $10^{-5} < C < 0.4$.

Similarly, for (7) with the boundary condition in the form of θ -function the $X_C^{G, \Theta}$, $X_C^{TE, \Theta}$ coordinates for (7) will be defined as

$$(15) \quad X_C^{G, \Theta} = \gamma_1 \sqrt{t}$$

and for (8) as

$$(16) \quad X_C^{TE,\Theta} \approx \gamma_1 \sqrt{t} \left(1 - \frac{\gamma_2}{t} + 0(t^{-2}) \right),$$

were $\gamma_1 = -0.0146(\ln C)^2 - 0.4906(\ln C) + 0.6014$, $\gamma_2 = -0.0201(\ln C)^2 - 0.3843(\ln C) - 0.4848$, and velocities, respectively, as

$$(17) \quad V_C^{G,\Theta} = \frac{\gamma_1}{2\sqrt{t}}$$

and

$$(18) \quad V_C^{TE,\Theta} \approx \frac{\gamma_1}{2\sqrt{t}} \left(1 + \frac{\gamma_2}{t} \right).$$

Taking into account the existing of fluctuations in real systems and the infinite time of chaos formation, we can introduce the concept of the width of the zone of chaos formation in time moment t , for example, in the form

$$(19) \quad \Delta X_c^{G,\Theta} = \frac{\gamma_1}{2\sqrt{t}} \Delta T_{ch}$$

for (18) and

$$(20) \quad \Delta X_C^{TE,\Theta} \approx \frac{\gamma_1}{2\sqrt{t}} \left(1 + \frac{\gamma_2}{t} \right) \Delta T_{ch}$$

for (19). Here ΔT_{ch} is the characteristic time of chaos formation.

5. BASIC CONCLUSIONS

The propagation of the region with chaotic behavior is considered above as the motion in the dynamic system of a region with a maximal Lyapunov exponent greater than zero. This process is associated with the energy redistribution using continuum mechanics model. Under this assumption, it is actual to know the temperature level that exceeds a certain finite threshold value, starting from which chaotic dynamics arise in the system. Since the temperature redistribution can be described by various models, this study considers both the classical and non-local conductive heat equation and two types of boundary conditions were chosen: in the form of the Dirac delta function and the Heaviside step function.

For the δ -function type initial perturbation, the velocity of chaos propagation can be estimated by the formula (13) for equation (1). For models (2-3), deviations from this solution decrease with time approximately as $\ln t/t$ (14-15) and faster.

For a θ -type Heaviside boundary condition the velocity of chaos propagation can be estimated by the formula (18) proportional $1/t$ for model (1). For model (2), the deviations from this solution decrease with time are approximately (19) as $1/t$. Thus, significant differences in the behavior of the systems under consideration (1-3) are observed at times $t < 10^2$ in the selected system of units, which corresponds, for example, to Lennard-Jones systems $t < 10^{-9}$ s.

In this study, the goal was to consider the differences between models (1-3) in terms of the non-locality influence. Note that in real conditions it is also necessary to take into account the nonlinear dependencies of the thermodynamic parameters. We also note that in chaos propagation, obviously, there are zones of chaos formation, so, the chaos-order borderline will be blurred.

An example of an experimental observation of the motion of a chaos-order borderline is the propagation of a paramagnetic-ferromagnetic boundary starting to ferromagnetic heating.

REFERENCES

- [1] M.Pulvirenti and S.Simonella, *Mathematics and Mechanics Complex Systems* **4**, (2016) 255-274
- [2] Fraydoun Rezakhanlou, *Stochastic Processes and their Applications* **64**, (1996) 55-72
- [3] P.-E.Jabin and M.Hauray, *Annales Scientifiques de l'cole Normale Suprieure* **48(4)**, (2011) DOI: 10.24033/asens.2261
- [4] G.H. Weiss, *Physica A* **311**, (2002) 381-410, doi: 10.1016/S0378-4371(02)00805-1.
- [5] C. O. Mehrvarzi and M. R. Paul, *Phys.Rev. E* **90**, (2014) 012905-1-7
- [6] Wim van Saarloos, *Physics Reports* **386**, (2003) 29222
- [7] M. H. Lee, *Phys. Rev. Lett.*, **98**, (2007) 190601-1-4, doi: 10.3367/UFNr.0167.199710f.1095.
- [8] P. Gaspard, *J. Stat.Phys.*, **117**, (2004) 599-615, 10.1007/s10955-006-9198-4.
- [9] P. Gaspard, *J. Stat.Phys.*, **117**, (2004) 599-615, 10.1007/s10955-006-9198-4.
- [10] B.Jourdain, S.Mlard, *Probabilits et statistiques* **34**, (1998) 727-766
- [11] Marat N. Ovchinnikov *Eur. Phys. J. B* **91:303**, (2018) e2018-90285-3
- [12] M. Falcioni, S. Isola, A. Vulpiani, *Phys.Lett.A*, **144**, (2014) 341-346, doi: 10.1016/0375-9601(90)90137-D.
- [13] M.N.Ovchinnikov and V.A.Skrebnev, *Ukr. J of Phys.* **8**, (1992) 1276–1279
- [14] E.Diana et al, *TMF* **29**, (1976) 205212
- [15] H. A. Posch, *Phys. Rev. A* **38(1)**, (1988) 473-482
- [16] M.Mareschal and A. Amellal, *Phys. Rev. A* **37**, (1988) 2189–2198
- [17] D.Jou, J.Casas-Vazquez and G.Lebon, *Rep.Prog.Phys.* **62**, (1999) 1035, doi:10.1088/0034-4885/62/7/201.
- [18] S. L. Sobolev, *Sov.Phys.Usp.* **167**, (1997) 1097, doi: 10.3367/UFNr.0167.199710f.1095.
- [19] V.Mendez, S.Fedotov, W.Horsthemke, *Reaction-Transport Systems: Mesoscopic Foundations, Fronts, and Spatial Instabilities* (Springer-Verlag, Book Series: Springer Series in Synergetics, 2010) 1-454.
- [20] M.Criado-Sancho, D.Jou, and J. Casas-Vazquez, *Phys.Lett. A*, **350**, (2006) 339-341.
- [21] McGaughey A, Kaviany M., *Heat Mass Transfer*, **47**, (2004) 1783-1798, doi: 10.1016/j.ijheatmasstransfer.2003.11.002.
- [22] K.V.Tretiakov and S.Scandolo, *J. of Phys.Chem.*, **120**, (2004) 3765-3769, doi: 10.1063/1.1642611.
- [23] J.Casas-Vazquez and D. Jou, *Rep. Prog. Phys.*, **66**, (2003) 1937-2023.
- [24] Y.Dong, B-Y.Cao, Z.-Y.Guo, *Phys. Rev. E*, **87**, (2013) 031120.
- [25] N.Jackson, J.M.Rubi, F.Bresme, *Mol.Sim.*, **42**, (2016) 1214-1222.
- [26] Hermann Haken, *Synergetics* (Springer-Verlag, 2nd edition, 1978) 69, doi: 10.1007/978-3-642-96469-5.
- [27] M. Kac, *Rocky Mountain Journal of Mathematics* **4**, (1974) 497, doi:10.1216/RMJ-1974-4-3-497.
- [28] M.N. Ovchinnikov, *Eur. Phys. J. Plus.* **132**, (2017) 382, doi: 10.1140/epjp/i2017-11668-4.
- [29] Andrey D. Polyanin, *Handbook of linear differential equations for engineers and scientists* (Charman and Hall/CRC, 2002) 785.

Kazan Federal University, Kazan, Russia
marov514@gmail.com