

Common Decomposition of Correlated Brownian Motions and its Financial Applications

Tianyao Chen, Xue Cheng, Jingping Yang

November 10, 2020

Abstract

In this paper, we develop a theory of *common decomposition* for two correlated Brownian motions, in which, by using change of time method, the correlated Brownian motions are represented by a triplet of processes, (X, Y, T) , where X and Y are independent Brownian motions. We show the equivalent conditions for the triplet being independent. We discuss the connection and difference of the common decomposition with the local correlation model. Indicated by the discussion, we propose a new method for constructing correlated Brownian motions which performs very well in simulation. For applications, we use these very general results for pricing two-factor financial derivatives whose payoffs rely very much on the correlations of underlyings. And in addition, with the help of numerical method, we also make a discussion of the pricing deviation when substituting a constant correlation model for a general one.

1 Introduction

The correlation between assets plays an important role in finance. Whenever we meet a problem involving two stochastic factors, the correlation risk is unavoidable. The problem may be from areas of asset allocation, pairs trading, risk management and typically, multi-assets derivative's pricing. In financial derivatives' pricing, there are quite a lot chances to meet with the situation of handling two stochastic factors. For example, in stochastic volatility models, the risky price and the stochastic volatility are two factors; in cross-currency derivatives, the evolution of two currencies are driven by different stochastic factors; in two-asset or multi-asset derivatives, the price movements may be modeled by two stochastic processes, etc. Generally speaking, there are two methods in financial modelling to induce dependence between assets, one is by *copula*, the other is in SDE models by assuming a correlation structure for processes driving the model. Hence, modeling the stochastic factors by two Brownian motions has been a common-used method, see, among others, [Heston \(1993\)](#), [Dai et al. \(2004\)](#) and [Hurd and Zhou \(2010\)](#). In most situations, from a practical aspect, the two stochastic factors (hence the two Brownian motions) should be correlated with each other. Since Brownian motion is the most commonly used driving process stemming from Bachelier, correlation between Brownian motions is crucially important in the latter.

To formulate correlated Brownian motions, many models adopt the constant local correlation assumption, i.e., $d[B, W]_t = \rho dt$ or conventionally, $dB_t dW_t = \rho dt$, for Brownian motions B and W and a constant $\rho \in \mathbb{R}$. However, more and more empirical works proved that the dependence between financial factors varies over time and depending on the economic status, e.g., [Bahmani-Oskooee and Saha \(2015\)](#) for cross-currency derivatives, [Engle and Sheppard \(2001\)](#) for multi-asset and [Benhamou et al. \(2010\)](#) for stochastic volatility models. Other empirical evidences are as follows, [Chiang et al. \(2007\)](#) found a significant increasing for correlations between Asian market after the crisis, [Syllignakis and Kouretas \(2011\)](#) and [Junior and Franca \(2012\)](#) getting similar results

for the European and global markets, [Xiong et al. \(2018\)](#) discovered time-varying correlation between policy index and stock return in China and [Balcilar et al. \(2018\)](#) found dynamic correlation between oil price and inflation in South Africa.

Probably for this reason, there is a growing literature in recent years applying dynamic local correlation for financial problems. Since the value of local correlation, i.e., ρ introduced above, must be in $[-1, 1]$, these literatures adopted various techniques to assure this. [Osajima \(2007\)](#) and [Fernández et al. \(2013\)](#) modeled ρ as a bounded deterministic function of time t for SABR model while [Teng et al. \(2015\)](#) adopted the same idea in geometric Brownian motion model and applied it to pricing Quanto option. Note that in these models, ρ is dynamic but nonstochastic. For stochastic ρ , [Van Emmerich \(2006\)](#), [Langnau \(2010\)](#), [Teng et al. \(2016c\)](#) and [Carr \(2017\)](#) expressed ρ as a bounded function of some stochastic state processes and applied it in derivatives' pricing problems. And some literatures modeled ρ directly by a bounded stochastic process. For example, bounded Jacobi process is a kind of bounded diffusion process driven by Brownian motion and was introduced to model ρ with applications in option pricing and assets management, including vanilla option ([Teng et al., 2016b](#)), correlation swap ([Meissner, 2016](#)), Quanto ([Ma, 2009a](#)) and multi-asset option ([Ma, 2009b](#)), and in portfolio selection and risk management ([Buraschi et al., 2010](#)). [Hull et al. \(2010\)](#) modeled the local correlation as a step process where each step is a beta-distributional random variable. [Márkus and Kumar \(2019\)](#) made a comparison of several stochastic local correlation models. Moreover, regime switching model is a well used model in finance where all the parameters, including ρ , could be driven by a common continuous-time finite-state stationary Markov process, and thus provide another way to model stochastic local correlation, e.g. [Zhou and Yin \(2003\)](#). Wishart process can establish stochastic covariance directly, and the local correlation obtained from covariance matrix is stochastic as well. [Da Fonseca et al. \(2007\)](#) discussed the Wishart process for multi-asset option pricing and found that there is a correlation leverage affect in call on max style option. Double Heston model also allows a special kind of local correlation between asset and stochastic volatility, see [Costabile et al. \(2012\)](#) and [Christoffersen et al. \(2009\)](#) for more details.

Except correlated Brownian motions, there are also other ways to construct correlated stochastic processes. [Wang \(2009\)](#) obtained correlated variance gamma processes by Brownian motions with constant correlation compound with time changes. [Mendoza-Arriaga and Linetsky \(2016\)](#) and [Barndorff-Nielsen et al. \(2001\)](#) describe correlated stochastic processes by independent background stochastic processes with dependent Lévy subordinators. [Ballotta and Bonfiglioli \(2016\)](#) proposed factor model for Lévy process, each asset is governed by a systematic component and a specific component.

The main focus of this paper is on proposing a new method which we call *Common Decomposition* for formulation and analysis of the dependency structure for general correlated Brownian motions. By introducing a time change process, the two correlated Brownian motions can be decomposed as two independent Brownian motions, where the two independent Brownian motions characterize the common and counter movements of the original two correlated Brownian motions. Hence, the key point of dependency structure of two original Brownian motions is the time change process. Comparing with the local correlation, an important advantage of common decomposition is that time change process is observable while the local correlation is usually unobservable. Time change is a developed technique to construct stochastic processes ([Barndorff-Nielsen and Shiryaev, 2015](#)), and is widely applied to mathematical finance ([Carr et al., 2003](#); [Geman et al., 2001b](#)). However, as far as we know, there are few works apply time change technique into modeling correlated Brownian motions. An interesting thing is that we find common decomposition is invariance after change of measure under proper conditions.

Conversely, we also consider how to construct correlated Brownian motions by common decomposition. Comparing with the Euler-Maruyama method ([Kloeden and Platen, 2013](#)) of *Local Correlation* model, we find that common decomposition method simulate the correlated Brownian motions much faster. Under some conditions, there is no simulation error in common decomposition method which is impossible for Euler-Maruyama method of local correlation model.

After construct correlated Brownian motions, we apply our method into financial derivatives pricing, such as

Quantos, covariance and correlation swap, 2-assets option, etc. For 2-assets option, it is hard to obtain closed form directly, hence we provide a analytical solution based on Fourier transform. Fourier transform method in option pricing is proposed by Carr and Madan (1999b), more recent papers studied Fourier transform method to price multi-asset options, e.g. Hurd and Zhou (2010) for spread option, Wang (2009) for rainbow options and Leentvaar and Oosterlee (2008) gave a numerical method for multi-asset options without explicit expression. Through Fourier method, we find a unified analytical tractable expression of prices of 2-assets options.

We investigate the pricing error between constant correlation model and stochastic correlation model for 2-assets option by numerical experiments. The numerical results shows that for most out-of-the-money options, the constant correlation model perform poorly while the constant correlation model perform well for at-the-money and in-the-money options.

This paper is organized as follows. In Section 2, we give the definition of common decomposition and discuss the independency properties of stochastic processes obtained from common decomposition. Besides, we consider the relationship between common decomposition method and local correlation model. In Section 3, we provide a sufficient condition for constructing correlated Brownian motions and compare the simulation efficiency between common decomposition and traditional method. Financial applications for derivatives pricing are given in Section 4. Numerical results are shown in Section 5. Proofs of this paper are given in Section 6.

2 Common Decomposition of Two Correlated Brownian Motions

In this section, we consider the new method which is called the *common decomposition* of two correlated Brownian motions. Firstly, we propose the definition of common decomposition of two correlated Brownian motions and give some notations. Secondly, we investigate the distribution and independency property of stochastic processes obtained from the common decomposition. Finally, we study the connection of the common decomposition and *local correlation* of two correlated Brownian motions.

In the financial market, if the time interval of observing asset price tends to 0, then the realized variance of observed asset price tends to the quadratic variation of asset price. Note that the quadratic variation $[\cdot, \cdot]$ of continuous local martingale is same as the predictable quadratic variation $\langle \cdot, \cdot \rangle$ (Revuz and Yor, 2013, Chapter IV, Theorem 1.8), and the stochastic process involved in this paper are all continuous local martingales, hence we replace $\langle \cdot, \cdot \rangle$ with $[\cdot, \cdot]$ if there is no confusion.

2.1 Definition of Common Decomposition

On a complete probability space (Ω, \mathcal{F}, P) , we consider two correlated Brownian motions, $\{B_t\}_{t \geq 0}$ and $\{W_t\}_{t \geq 0}$, with respect to the same filtration $\mathbb{F} = \{\mathcal{F}_t\}_{t \geq 0}$ which is assumed to satisfy the usual conditions.

Define

$$T_t \triangleq \frac{t + [B, W]_t}{2}, \quad S_t \triangleq \frac{t - [B, W]_t}{2}, \quad (1)$$

where $[B, W]_t$ denotes the cross variation of B and W . Note that B and W are Brownian motions, hence $[B, B]_t = [W, W]_t = t$. Consequently $[\frac{B+W}{2}, \frac{B+W}{2}]_t = \frac{1}{4}([B, B]_t + [W, W]_t + 2[B, W]_t) = T_t$, which implies T is quadratic

variation of $\frac{B+W}{2}$. Similarly, S is quadratic variation of $\frac{B-W}{2}$. By immediate calculation, when $s < t$ we have

$$\begin{aligned} -t + s &= \frac{-[B, B]_t - [W, W]_t + [B, B]_s + [W, W]_s}{2} \\ &\leq [B, W]_t - [B, W]_s \\ &\leq \frac{[B, B]_t + [W, W]_t - [B, B]_s - [W, W]_s}{2} = t - s, \end{aligned} \quad (2)$$

hence

$$0 \leq T_t - T_s \leq t - s, \quad 0 \leq S_t - S_s \leq t - s. \quad (3)$$

Consequently, T_t and S_t are increasing processes with $T_t + S_t = t$ and thus they are both absolutely continuous with respect to t . Then by Radon-Nikodym theorem, T_t and S_t are derivable with respect to t .

Example 2.1. If the correlation coefficient ρ of B and W is constant, i.e., $[B, W]_t = \rho t$, then $T_t = \frac{1+\rho}{2}t$ and $S_t = \frac{1-\rho}{2}t$. Particularly,

- when B and W are completely positive correlated, then $[B, W]_t = t$, $T_t = t$ and $S_t = 0$;
- when B and W are completely negative correlated, then $[B, W]_t = -t$, $T_t = 0$ and $S_t = t$;
- when B and W are independent with each other, then $T_t = S_t = \frac{t}{2}$.

We will explain in Section 2.3 that T and S could be regarded as special “timers” that records the time with special correlation information. Next, let

$$\tau_t = \inf\{u : T_u > t\}, \quad \zeta_t = \inf\{u : S_u > t\}, \quad \forall t \geq 0. \quad (4)$$

By definition, $\{\tau_t\}_{t \geq 0}$ and $\{\zeta_t\}_{t \geq 0}$ are time changes¹ of filtration \mathbb{F} , and on the contrary, T is a time change of $\{\mathcal{F}_{\tau_t}\}_{t \geq 0}$ and S is a time change of $\{\mathcal{F}_{\zeta_t}\}_{t \geq 0}$.

When $\tau_t < \infty$ and $\zeta_t < \infty$ for any $t > 0$, the so-called *common decomposition* in this article could be given through time-changed processes. Let

$$X_t \triangleq \frac{B_{\tau_t} + W_{\tau_t}}{2}, \quad Y_t \triangleq \frac{B_{\zeta_t} - W_{\zeta_t}}{2}. \quad (5)$$

If $\tau_{T_t} = t$, it is evident that $X_{T_t} = \frac{B_t + W_t}{2}$ according to (5). If $t < \tau_{T_t} < \infty$, for any $u \in [t, \tau_{T_t}]$, we have $T_u = T_t$ by the continuity of T and the definition of τ . Note that T is the quadratic variation of $\frac{B+W}{2}$, hence $\frac{B_u + W_u}{2} = \frac{B_t + W_t}{2}$ for any $u \in [t, \tau_{T_t}]$ according to Revuz and Yor (2013). Consequently, $X_{T_t} = \frac{B_{\tau_{T_t}} + W_{\tau_{T_t}}}{2} = \frac{B_t + W_t}{2}$. If $\zeta_{S_t} < \infty$, by the similar approach, we have $Y_{S_t} = \frac{B_t - W_t}{2}$. In summary, if $\tau_{T_t} < \infty$ and $\zeta_{S_t} < \infty$, we have

$$B_t = X_{T_t} + Y_{S_t}, \quad W_t = X_{T_t} - Y_{S_t}. \quad (6)$$

Thus we obtained a representation of (B, W) through the three new-defined processes X , Y , and T (it always holds that $S_t = t - T_t$). We call (6) the *common decomposition of (B, W)* and the triplet of common decomposition is denoted by (X, Y, T) . Note that the concept of common decomposition was first proposed by Chen et al. (2018)

¹A time change C is a family $C_s, s \geq 0$, of stopping times such that the map $s \rightarrow C_s$ are a.s. increasing and right-continuous (Revuz and Yor (2013), Chapter V, Definition 1.2).

for the correlated random walks. In this article, we focus on the common decomposition in correlated Brownian motions.

Given $\omega \in \Omega$,

$$T_\infty(\omega) \triangleq \lim_{u \rightarrow \infty} T_u(\omega), \quad S_\infty(\omega) \triangleq \lim_{u \rightarrow \infty} S_u(\omega).$$

Whenever $T_\infty(\omega)$ is finite, $X_t(\omega)$ is not well-defined for $t \geq T_\infty(\omega)$. For example, if B and W are completely negative correlated, then $[B, W]_t = -t$, $T_t = 0$ for any $t \geq 0$, and $\tau_t = \infty$. The same happens to S and Y . In order to overcome this limitation, we apply the similar method as in [Revuz and Yor \(2013, Chapter V\)](#) to modify the definition of X and Y . We assume the probability space (Ω, \mathcal{F}, P) are rich enough to support Brownian motions that are independent of known Brownian motions and \mathcal{F}_∞ .

By [Revuz and Yor \(2013, Chapter V, Proposition 1.8\)](#), $X_\infty \triangleq \lim_{t \rightarrow \infty} \frac{B_t + W_t}{2}$ exists on $\{T_\infty < \infty\}$; Similarly, $Y_\infty \triangleq \lim_{t \rightarrow \infty} \frac{B_t - W_t}{2}$ exists on $\{S_\infty < \infty\}$. Suppose $\{\tilde{X}_t, \tilde{Y}_t\}_{t \geq 0}$ is a 2-dimensional Brownian motion independent from \mathcal{F}_∞ . We modify the definition of $\{X_t\}_{t \geq 0}$ and $\{Y_t\}_{t \geq 0}$ as follows:

$$X(t, \tau_t) \triangleq \begin{cases} \frac{B_{\tau_t} + W_{\tau_t}}{2}, & \text{if } t < T_\infty \\ X_\infty + \tilde{X}_{t-T_\infty}, & \text{if } t \geq T_\infty \end{cases}, \quad Y(t, \zeta_t) \triangleq \begin{cases} \frac{B_{\zeta_t} - W_{\zeta_t}}{2}, & \text{if } t < S_\infty \\ Y_\infty + \tilde{Y}_{t-S_\infty}, & \text{if } t \geq S_\infty \end{cases}. \quad (7)$$

In the following, $X(t, \tau_t)$ and $Y(t, \zeta_t)$ will be abbreviated as X_t and Y_t when there is no confusion. If $T_t < T_\infty$, note that $\{T_t < T_\infty\} = \{\tau_{T_t} < \infty\}$, hence we have $X_{T_t} = \frac{B_{\tau_{T_t}} + W_{\tau_{T_t}}}{2} = \frac{B_{T_t} + W_{T_t}}{2}$ from the previous discussion; if $T_t = T_\infty$, since T is quadratic variation of $\frac{B+W}{2}$, we have $X_{T_t} = X_\infty = \frac{B_t + W_t}{2}$ according to (7) and [Revuz and Yor \(2013, Chapter IV, Proposition 1.13\)](#). Because $T_t \leq T_\infty$ for any $t \geq 0$, we have $X_{T_t} = \frac{B_t + W_t}{2}$ for any $t \geq 0$. With the similar proof, we have $Y_{\zeta_t} = \frac{B_t - W_t}{2}$ for any $t \geq 0$. As a consequence, after modifying the definition of X and Y , the common decomposition (6) holds for any $t \geq 0$.

Remark 2.1. *The choice of (\tilde{X}, \tilde{Y}) can only influence the definition of (X, Y) , but has no influence on the decomposition of B and W . To be more specific, for $\forall t \geq 0$, if $T_t < T_\infty$, by definition, X_{T_t} does not depend on \tilde{X} ; if $T_t = T_\infty$, then $X_{T_t} = X_{T_\infty} = X_\infty$, does not depend on \tilde{X} , either. The same is true for Y .*

In the following, suppose (X, Y, T) and (X', Y', T') both satisfy (6), then

$$T_t = [X_T, X_T]_t = \left[\frac{B+W}{2}, \frac{B+W}{2} \right]_t = [X'_{T'}, X'_{T'}]_t = T'_t \quad a.s.,$$

which implies T is unique in the sense of almost sure. Thus, by the definition of τ , if $\tau_t < \infty$,

$$X_t = \frac{B_{\tau_t} + W_{\tau_t}}{2} = X'_t, \quad a.s..$$

Note that $\{\tau_t < \infty\} = \{T_\infty > t\}$, which indicates X is unique in the interval $[0, T_\infty)$. Similarly, Y is unique in $[0, S_\infty)$. In the common decomposition (6), X and Y are only related with the values in the time interval $[0, T_\infty)$ and $[0, S_\infty)$ respectively, hence the common decomposition is unique.

For convenience, we introduce some notations here:

- \mathcal{F}_t^X : natural filtration of stochastic process $\{X_t\}_{t \geq 0}$.

- $A \perp B|C$: A and B are conditional independent given C .

It is remarkable that $\mathcal{F}_t^T = \sigma(T_u : u \leq t) = \sigma(S_u : u \leq t) = \mathcal{F}_t^S$.

2.2 Main Theories of the Common Decomposition

In the previous section, we introduced the so called common decomposition (X, Y, T) of Brownian motions B and W . In this part we give some basic properties of the decomposition. Proofs can be found in Section 6.

Our first result illustrates the distribution of X, Y and the path property of T .

Theorem 2.1. *Given Brownian motions $\{B_t\}_{t \geq 0}$ and $\{W_t\}_{t \geq 0}$ with respect to \mathbb{F} and their common decomposition is denoted as (X, Y, T) , the following statements hold.*

(i) $\{X_t\}_{t \geq 0}$ is a Brownian motion of the filtration $\{\mathcal{F}_t^T\}_{t \geq 0}$, $\{Y_t\}_{t \geq 0}$ is a Brownian motion of the filtration $\{\mathcal{F}_t^c\}_{t \geq 0}$, X and Y are independent;

(ii) $\{[B, W]_t\}_{t \geq 0}$ is derivable with respect to t , and

$$T_t = \frac{t + \int_0^t \rho_u du}{2}, \quad S_t = \frac{t - \int_0^t \rho_u du}{2},$$

where

$$\rho_t \triangleq \frac{d[B, W]_t}{dt}. \quad (8)$$

In (8), ρ is called the *local correlation process* of B and W . Further discussion of local correlation and common decomposition can be found in Section 2.3.

From Theorem 2.1, the common decomposition represents B (resp. W) as the sum (resp. difference) of two time-changed Brownian motions. The dependency structure of B and W is embodied in T as well as in the dependencies between T and the two new-defined Brownian motions X and Y . Hence for clarity and convenience, the independency of X, Y and T is worth studying. In the following theorem, a sufficient and necessary condition is given for mutual independency of them.

Theorem 2.2. *Under the conditions and notations as in Theorem 2.1, the common decomposition triplet X, Y and T are mutually independent if and only if:*

(C1) $\mathcal{F}_\infty^B \perp \mathcal{F}_\infty^T | \mathcal{F}_t^{B,W}$ and $\mathcal{F}_\infty^W \perp \mathcal{F}_\infty^T | \mathcal{F}_t^{B,W}$.

As an example to understand the condition, when B and W has a constant correlation say, ρ , (C1) is satisfied since $T_t = \frac{1+\rho}{2}t$ and \mathcal{F}_∞^T is a trivial σ -algebra. More general cases will be discussed later.

The above two theorems give a more visual interpretation of the common decomposition. During the two Brownian motions' movings, sometimes they move as if with positive correlation and sometimes quite the contrary. These "common" or "opposite" moving times are picked out to form new "clocks" T_t or S_t . And their revolutions are decomposed thereupon according to the new clocks. By Theorem 2.1, under the new clocks, they keep their Brownian-motion features and these features are independent under the two clocks. Thus dependency structures and Brownian features of the original correlated Brownian motions are separated. By Theorem 2.2, if they satisfy the condition (C1), their dependency information is only contained in T , the decomposition is quite complete and clear. In this case, we can focus on the process T in common decomposition if we want to study the dependency structure of two correlated Brownian motions.

The following proposition gives an equivalent condition of (C1) from another aspect.

Proposition 2.1. *Suppose the assumptions in Theorem 2.1 hold. Then the condition (C1) is equivalent with the following statement.*

(C2) Given two processes $\{\phi_t^1\}_{t \geq 0}$ and $\{\phi_t^2\}_{t \geq 0}$, which are progressively measurable with $\{\mathcal{F}_t^T\}_{t \geq 0}$ and satisfy

$$E \left[\exp \left(\frac{1}{2} \int_0^t (\phi_u^1)^2 dT_u + \frac{1}{2} \int_0^t (\phi_u^2)^2 dS_u \right) \right] < \infty, \forall t. \quad (9)$$

Let

$$D_t^\phi \triangleq \exp \left(\int_0^t \phi_u^1 dX_{T_u} + \int_0^t \phi_u^2 dY_{S_u} - \frac{1}{2} \int_0^t (\phi_u^1)^2 dT_u - \frac{1}{2} \int_0^t (\phi_u^2)^2 dS_u \right), \forall t \geq 0,$$

then D^ϕ is a martingale and $\frac{dQ}{dP} \Big|_{\mathcal{F}_t} = D_t^\phi$ defines a probability measure such that

$$(X_T^\phi, Y_S^\phi)_Q \stackrel{d}{=} (X_T, Y_S)_P, \quad (10)$$

where $X_{T_t}^\phi = X_{T_t} - \int_0^t \phi_u^1 dT_u$, $Y_{S_t}^\phi = Y_{S_t} - \int_0^t \phi_u^2 dS_u$.

This proposition link the independency of the decomposition triplet with conditions similar to Girsanov theorem. Undoubtedly it may attract our attention to consider its application in financial modelling.

Example 2.2. In financial models, the Girsanov transform is typically used to change the drift parts of diffusions that modelling the prices. Consider two drifted Brownian motions,

$$\int_0^t \theta_u^1 du + B_t, \quad \int_0^t \theta_u^2 du + W_t,$$

where θ^i , $i = 1, 2$ are bounded, progressively measurable with $\{\mathcal{F}_t^T\}_{t \geq 0}$. According to Theorem 2.1, B and W can be decomposed into (X, Y, T) . And consequently the two drifted Brownian motions can be represented as

$$\int_0^t \theta_u^1 du + X_{T_t} + Y_{S_t}, \quad \int_0^t \theta_u^2 du + X_{T_t} - Y_{S_t}.$$

Let λ and μ denote the densities of T and S ,

$$\lambda_t \triangleq \frac{dT_t}{dt}, \quad \mu_t \triangleq \frac{dS_t}{dt},$$

and suppose that $\inf\{\lambda_t(\omega), \mu_t(\omega) | t \geq 0, \omega \in \Omega\} > 0$. Then $\phi = (\phi^1, \phi^2)$ satisfy (9), where

$$\phi_t^1 = \frac{\theta_t^1 + \theta_t^2}{2\lambda_t}, \quad \phi_t^2 = \frac{\theta_t^1 - \theta_t^2}{2\mu_t}.$$

If (B, W) satisfies the condition (C1), then from Proposition 2.1, the two drifted Brownian motions can be transformed to

$$\int_0^t \theta_u^1 du + B_t = X_{T_t}^\phi + Y_{S_t}^\phi := B_t^\phi, \quad \int_0^t \theta_u^2 du + W_t = X_{T_t}^\phi - Y_{S_t}^\phi := W_t^\phi. \quad (11)$$

Under the probability Q as defined in Proposition 2.1, it is notable that by (10),

$$(B, W)_P \stackrel{d}{=} (B^\phi, W^\phi)_Q, \quad (12)$$

thus the drift parts vanish after change of probability measure. Consider the common decomposition of (B^ϕ, W^ϕ) , denoted by (X^ϕ, Y^ϕ, T^ϕ) . From (11), we have

$$T_t = T_t^\phi, \quad \forall t \geq 0. \quad (13)$$

Moreover, from (10) we have

$$(\{T_t\}_{t \geq 0})_P \stackrel{d}{=} (\{T_t\}_{t \geq 0})_Q. \quad (14)$$

Remark 2.2. Equation (13) and (14) reveal the invariance property of T under change of measure. From the application point of view, this implies that in financial modelling after change of numeraire, the common decomposition method is still valid. And from empirical view, we can estimate parameters from real probability measure and apply to risk neutral measure directly. For example, [Ballotta and Bonfiglioli \(2016\)](#) bring correlation matrix estimated from observed asset prices (real probability measure) into option pricing model (risk neutral probability measure) directly, and we show the theoretical foundation of such operation. This is quite convenient for derivatives pricing which are lack of public data.

This also shows that we can simplify two correlated Brownian motions with drifts by changing of measure, and keep the dependency structure of original processes.

2.3 Common Decomposition and Local Correlation Model

In this section, we take a new look at the common decomposition via the local correlation process. We consider the difference and connection between the common decomposition method and the local correlation model. As before, the proofs can be found in Section 6.

2.3.1 Relationship Between Common Decomposition and Local Correlation Model

Let us first recall a well used decomposition method representing correlated Brownian motions as linear combinations of independent Brownian motions based on ρ . Suppose \tilde{Z} is a Brownian motion independent of \mathcal{F}_∞ and (\tilde{X}, \tilde{Y}) , then we define

$$Z_t \triangleq \int_0^t \frac{1_{\{\rho_u \neq \pm 1\}}}{\sqrt{1 - \rho_u^2}} (dW_u - \rho_u dB_u) + \int_0^t 1_{\{\rho_u = \pm 1\}} d\tilde{Z}_u. \quad (15)$$

Particularly, if $\forall t, \rho_t \neq \pm 1$, a.s., then

$$Z_t = \int_0^t \frac{1}{\sqrt{1 - \rho_u^2}} dW_u - \int_0^t \frac{\rho_u}{\sqrt{1 - \rho_u^2}} dB_u.$$

It is not difficult to verify that $[B, Z]_t = 0, \forall t \geq 0$, hence $\{Z_t\}_{t \geq 0}$ is a Brownian motion independent of $\{B_t\}_{t \geq 0}$, and that the local correlation of Z and W is $\sqrt{1 - \rho_t^2}$.

By definition of Z_t , we have the local-correlation based decomposition of (B, W) ,

$$(B_t, W_t) = (B_t, \int_0^t \rho_s dB_s + \int_0^t \sqrt{1 - \rho_s^2} dZ_s). \quad (16)$$

If we start from the right side of the equation, i.e., starting from independent Brownian motions B, Z and local correlation process ρ , we have got a commonly used model for constructing correlated Brownian motions (B, W) .

As a comparison, by the common decomposition in the current paper, (B, W) has the representation

$$(B_t, W_t) = (X_{T_t} + Y_{S_t}, X_{T_t} - Y_{S_t}).$$

Similarly, if we start from the right side, i.e., from independent Brownian motions X, Y and time-change process T , and make the construction, then (B, W) are correlated Brownian motions under some conditions. Following

²The second part of Z is obviously well defined. Consider the first part $\int_0^t \frac{1_{\{\rho_u \neq \pm 1\}}}{\sqrt{1 - \rho_u^2}} (dW_u - \rho_u dB_u)$, let $M_t \triangleq W_t - \int_0^t \rho_u dB_u$, $[M]_t = t + \int_0^t \rho_u^2 du - 2 \int_0^t \rho_u d[B, W]_u = \int_0^t (1 - \rho_u^2) du$. For any $0 < t < \infty$, $\int_0^t \frac{1_{\{\rho_u \neq \pm 1\}}}{1 - \rho_u^2} d[M]_u \leq \int_0^t du = t < \infty$, which implies the first part is well defined, too.

the procedure, we can get a new construction method of (B, W) . We will make further discussions of this new construction method of correlated Brownian motions in Section 3.

Remark 2.3. *The different ideas behind the two methods look clear from the above comparison: the local-correlation method characterize dependency of the Brownian motions from a spatial perspective while the common-decomposition method from a temporal perspective. And ρ_t characterized the correlation between B and W at time t , but T_t characterized the correlation in the time period $[0, t]$. Namely, ρ_t represent the correlation locally, but T_t characterize the correlation in the whole time period $[0, t]$.*

The next proposition gives a connection between local-correlation based decomposition and common decomposition. The two method would share the same equivalent conditions when considering completely-independent decomposition.

Proposition 2.2. *Under the conditions stated in Theorem 2.1, X, Y and T are mutually independent if and only if the following condition holds:*

(C3) ρ, B and Z in local-correlation model (16) are mutually independent.

Remark 2.4. *Suppose $\{M_t\}_{t \geq 0}, \{N_t\}_{t \geq 0}$ are two continuous local martingales with respect to \mathcal{F}_t and $[M, M]_t = [N, N]_t, \forall t$, then Theorem 2.1 can be generalized directly, where*

$$T_t = \frac{[M, M]_t + [M, N]_t}{2}, S_t = \frac{[M, M]_t - [M, N]_t}{2},$$

and X_t, Y_t are defined similarly with Section 2.1. Theorem 2.2 and Proposition 2.1 remains valid if we replace \mathcal{F}^T by $\mathcal{F}^{T,S}$ in condition the (C1) and (C2)³. Moreover, if $[M, M]_t = [N, N]_t$ is absolute continuous with respect to t , then according to martingale representation theorem, we can rewrite (M_t, N_t) as

$$(M_t, N_t) = \left(\int_0^t \theta_u dB_u, \int_0^t \xi_u dB_u + \int_0^t \eta_u dZ_u \right),$$

where B and Z are two independent Brownian motions and $\theta_u \geq 0, \eta_u \geq 0, \forall u$. It is evident that $\mathcal{F}^{T,S} = \mathcal{F}^{\theta, \xi, \eta}$. Hence, Proposition 2.2 is still correct if ρ is replaced with $\mathcal{F}_{\infty}^{T,S}$ in the condition (C3).

Particularly, the equivalent condition of $\{X_t\}_{t \geq 0}, \{Y_t\}_{t \geq 0}$ and $\{T_t\}_{t \geq 0}$ are mutually independent in 1-dimension situation, i.e. Ocone martingale, illustrated in Kallsen (2006) and Vostrikova and Yor (2000) is a special case of $M_t = N_t$. Ocone martingale has been widely used in financial mathematics, such as Carr et al. (2005) and Geman et al. (2001a).

2.3.2 Further Discussions for T and ρ

From the setup, we can see T play an important role in the common decomposition. Since X and Y are independent, T is relevant to the dependency structure of (B, W) in the common decomposition triplet. Particularly, in the case of complete decomposition where X, Y and T are independent, T contains all the dependency information. On the other hand, if we treat T as a special timer, a "clock", it is obvious that this clock's movements are affected by the correlation of (B, W) . In this section, we make further discussions of T via ρ to get a better understanding of the common decomposition.

First, by Theorem 2.1, (T, S) and ρ are connected as follows:

$$T_t = \int_0^t \frac{1 + \rho_u}{2} du, S_t = \int_0^t \frac{1 - \rho_u}{2} du,$$

³In Brownian motion case, $\mathcal{F}^T = \mathcal{F}^{T,S}$

in which, $1 + \rho_t$ is in fact the distance between local correlation ρ_t and -1 , $1 - \rho_t$ is the distance between ρ_t and $+1$, and the denominator 2 is the distance between -1 and $+1$. Thus the integrands could be regarded as normalizations of the deviation of (B, W) 's correlation from complete correlation. For instance, Figure 1 shows a path of ρ , in which the shadow part represents S and the light part represents T . Think of the case when ρ is always close to 1 and far away from -1 , then the "clock T " runs faster than S , and the "clock T " focuses on positive correlation.

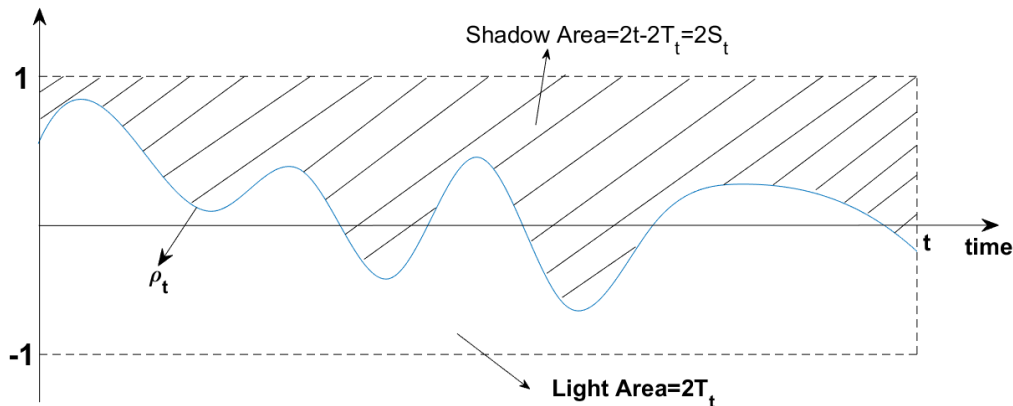


Figure 1: A Path of Local Correlation ρ

Consider the values of T and S , at any time t , they satisfy

$$T_t + S_t = t, \quad T_t - S_t = \int_0^t \rho_u du.$$

That is to say, the sum of the readings of two clocks represents the calendar time, while the difference of them shows the cumulated correlation of (B, W) till time t .

The average correlation coefficient process is defined as

$$\bar{\rho}_t = \frac{1}{t} \int_0^t \rho_u du, \quad (17)$$

and it could also be represented by T and S ,

$$\bar{\rho}_t = \frac{T_t - S_t}{t} = \frac{T_t - S_t}{T_t + S_t}.$$

Another main difference between T and ρ is observability. T is always observable through quadratic covariation while ρ is usually unobservable. In statistics, we can only estimate the correlation coefficient for a period of time, that is to say, the estimation of ρ in statistics is actually $\bar{\rho}$ but not ρ itself. Hence, if the local correlation is dynamic, statistics can help us to study T well.

Consider the two-factor derivative's pricing in finance. When local correlation of the two factors varies stochastically over time, it is always difficult to obtain the option prices. The average correlation coefficient process, $\bar{\rho}$, usually plays an important role under this circumstances. For example, the price of foreign equity option was approximated by the moments of $\bar{\rho}$ in [Ma \(2009a\)](#), and [Van Emmerich \(2006\)](#) and [Teng et al. \(2016c\)](#) show that

the price of a Quanto is determined by the Laplace transform of $\bar{\rho}$. In our method, $\bar{\rho}_t = \frac{2T_t}{t} - 1$, this is one of the reasons indicating the advantage of using common-decomposition method in financial modelling. We will discuss this further in Section 4.

In the next part we use a simple example to reveal the concepts mentioned above.

Example 2.3. Suppose B and W are two Brownian motions with constant correlation $\rho \in (-1, 1)$. Then by the local-correlation method,

$$(B_t, W_t) = (B_t, \rho B_t + \sqrt{1 - \rho^2} Z_t),$$

where Z has been defined in (15). In this case, the condition in Proposition 2.2 is satisfied, thus the processes of the common decomposition triplet, X, Y and T , are mutually independent. And they can be calculated accurately,

$$T_t = \frac{1 + \rho}{2} t, \quad S_t = \frac{1 - \rho}{2} t,$$

$$X_t = \frac{1}{2} B_{\frac{2}{1+\rho}t} + \frac{1}{2} W_{\frac{2}{1+\rho}t}, \quad Y_t = \frac{1}{2} B_{\frac{2}{1-\rho}t} - \frac{1}{2} W_{\frac{2}{1-\rho}t},$$

and the decomposition of (B, W) is

$$(B_t, W_t) = (X_{\frac{1+\rho}{2}t} + Y_{\frac{1-\rho}{2}t}, X_{\frac{1+\rho}{2}t} - Y_{\frac{1-\rho}{2}t}).$$

In this example, we summarize three statements as follows.

- (i) T and S conform a decomposition of the “calendar time” in any time period. They are composed by special “time points” picked out according to the correlation structure of (B, W) . They can be considered as special clocks that moves only at special time.
- (ii) If $\rho > 0$, the clock T runs faster than the clock S , vice versa.
- (iii) Consider $\mathcal{C} = \{\alpha B + (1 - \alpha)W | \alpha \in \mathbb{R}\}$, the family of generalized convex combinations of B and W . The correlation coefficient of every two processes in \mathcal{C} with parameters α and β is

$$\rho_{\alpha, \beta} = (1 - \rho)[(2\alpha - 1)\beta - \alpha] + 1.$$

If $\alpha = \frac{1}{2}$, $\rho_{\alpha, \beta} = \frac{\rho+1}{2} > 0, \forall \beta \in \mathbb{R}$. Otherwise, we have $\rho_{\alpha, \beta} \leq 0$ if $\alpha > \frac{1}{2}$, $\beta \leq (\alpha - \frac{1}{1-\rho}) / (2\alpha - 1)$ or $\alpha < \frac{1}{2}$, $\beta \geq (\alpha - \frac{1}{1-\rho}) / (2\alpha - 1)$. In other words, $\frac{B+W}{2}$ is the only process in \mathcal{C} that is strictly positive correlated with any other process in \mathcal{C} . Note that this process is in fact X under clock T , thus X represents the common structures in B and W . Similarly, Y represents the common structures in B and $-W$. Namely, X and Y are two extreme cases, and they are taken from B and W by the common decomposition. In fact, the background of the set \mathcal{C} is from a financial example. Suppose B and W represent returns of two assets, then $\alpha B + (1 - \alpha)W$ represents the return of portfolio on these two assets. And $\alpha < 0$ or $\alpha > 1$ represents the short selling of assets.

Remark 2.5. Actually, if the local correlation of B and W is not constant, the three statements for Example 2.3 remain valid. For (i) and (ii), the results remain the same. For (iii), we can prove

$$\frac{1}{t} \text{Cov}(\alpha B_t + (1 - \alpha)W_t, \beta B_t + (1 - \beta)W_t) = (1 - \text{Corr}(B_t, W_t))[(2\alpha - 1)\beta - \alpha] + 1,$$

where Cov and Corr denote covariance and correlation respectively. With the similar discussion, $\frac{B+W}{2}$ is the only process in \mathcal{C} that is strictly positive correlated with any convex combination of B and W .

2.4 Illustration of the Common Decomposition via Discretization

The example in previous section demonstrated what the processes in common decomposition look like and how to construct the clock T when $\rho_t \equiv \rho \in (0, 1)$. In this section, similar analysis is carried out from a distributional aspect for general cases by discretizing ρ . In this part, we also start with two correlated Brownian motions B and W with local correlation process ρ , and all the other notations defined in previous sections are followed.

Given $t \geq 0$, let Π be a partition of $[0, t]$:

$$0 = t_0 < t_1 < t_2 < \cdots < t_n = t,$$

and write $|\Pi| = \max\{t_i - t_{i-1} : i = 1, \dots, n\}$. Given ρ , for $\forall \omega \in \Omega$, define⁴

$$A^\Pi(\omega) = \bigcup_{i=0}^{n-1} (t_i, t_i + \frac{1 + \rho_{t_i}(\omega)}{2} \Delta t_i].$$

Note that by the construction of A^Π , the stochastic processes $\{1_{\{u \in A^\Pi\}}\}_{0 \leq u \leq t}$ and $\{1_{\{u \notin A^\Pi\}}\}_{0 \leq u \leq t}$ are predictable.

Set

$$\tilde{X}_s^\Pi \triangleq \int_0^s 1_{\{u \in A^\Pi\}} dB_u, \quad \tilde{Y}_s^\Pi \triangleq \int_0^s 1_{\{u \notin A^\Pi\}} dB_u, \quad \forall s \in [0, t],$$

i.e., \tilde{X}^Π keeps in step with B in A^Π and stays stationary at other time while \tilde{Y}^Π performs oppositely. Let

$$\tilde{W}_s^\Pi \triangleq \tilde{X}_s^\Pi - \tilde{Y}_s^\Pi = \int_0^s 1_{\{u \in A^\Pi\}} dB_u - \int_0^s 1_{\{u \notin A^\Pi\}} dB_u. \quad (18)$$

Then \tilde{W}^Π is a Brownian motion moving commonly with B in A^Π and oppositely in $[0, t] \setminus A^\Pi$. And \tilde{X}^Π and \tilde{Y}^Π represent the common movements and counter movements of B and \tilde{W}^Π .

At any time $s \leq t$, the time period $[0, s]$ is divided into two parts: the commonly-moving period $A^\Pi \cap [0, s]$ and the oppositely-moving period $[0, s] \setminus A^\Pi$, whose total lengths could be calculated respectively as (suppose $t_i < s \leq t_{i+1}$)

$$\begin{aligned} \tilde{T}_s^\Pi(\omega) &\triangleq m\left([0, s] \cap A^\Pi(\omega)\right) = \frac{t_i + \sum_{k=0}^i \rho_{t_k}(\omega) \Delta t_k}{2} + m\left((t_i, s] \cap A^\Pi(\omega)\right), \\ \tilde{S}_s^\Pi(\omega) &\triangleq m\left([0, s] \setminus A^\Pi(\omega)\right) = \frac{t_i - \sum_{k=0}^i \rho_{t_k}(\omega) \Delta t_k}{2} + m\left((t_i, s] \setminus A^\Pi(\omega)\right), \end{aligned}$$

where $m(\cdot)$ denotes the Lebesgue measure on \mathbb{R} . Obviously,

$$\lim_{|\Pi| \rightarrow 0} \tilde{T}_s^\Pi = \frac{s + \int_0^s \rho_u du}{2} = T_s, \quad \lim_{|\Pi| \rightarrow 0} \tilde{S}_s^\Pi = \frac{s - \int_0^s \rho_u du}{2} = S_s, \quad \forall s \in [0, t]. \quad (19)$$

The following proposition considers the limitation property of \tilde{W}^Π in distribution.

Proposition 2.3. *Suppose the assumptions in model setup and the conditions in Proposition 2.2 hold. For any given $0 \leq u_1 < u_2 < \cdots < u_K < \infty, 0 \leq v_1 < v_2 < \cdots < v_L < \infty$, as $|\Pi| \rightarrow 0$, we have*

$$(B_{u_1}, B_{u_2}, \dots, B_{u_K}, \tilde{W}_{v_1}^\Pi, \tilde{W}_{v_2}^\Pi, \dots, \tilde{W}_{v_L}^\Pi) \xrightarrow{d} (B_{u_1}, B_{u_2}, \dots, B_{u_K}, W_{v_1}, W_{v_2}, \dots, W_{v_L}).$$

⁴The choice of $A^\Pi(\omega)$ is not unique. $A^\Pi(\omega)$ can be any Borel set as long as $m(A^\Pi(\omega) \cap (t_i, t_{i+1}]) = \frac{1 + \rho_{t_i}(\omega)}{2} \Delta t_i, \forall i$, where $m(\cdot)$ denotes the Lebesgue measure on \mathbb{R} .

Proposition 2.3 guarantees that as $\|\Pi\| \rightarrow 0$, any finite dimensional distribution of (B, \tilde{W}^Π) converges to (B, W) in the sense of distribution. For simplicity, we denote this finite dimensional distribution convergence of processes by " $\xrightarrow{f.d.d.}$ ". Thus,

$$(B, \tilde{W}^\Pi) \xrightarrow{f.d.d.} (B, W),$$

as a consequence,

$$(\tilde{X}^\Pi, \tilde{Y}^\Pi) = \left(\frac{B + \tilde{W}^\Pi}{2}, \frac{B - \tilde{W}^\Pi}{2} \right) \xrightarrow[\|\Pi\| \rightarrow 0]{f.d.d.} (X_T, Y_S). \quad (20)$$

The convergence properties (20) and (19) reveal the connections of X and Y with common and counter movements of (B, W) in some sense, and give an intuitive explanation for T and S to be considered as clocks recording positive correlation and negative correlation of (B, W) .

3 Construction and Simulation of Correlated Brownian Motions Based on the Common Decomposition

In the previous section, the common decomposition of two correlated Brownian motions has been demonstrated. For any two Brownian motions B and W , we can find a triplet (X, Y, T) to represent them by change of time method. While in practice, a converse problem may also be worth concerning and studying. That is, is it possible to construct two Brownian motions with desired dependency structure from two independent Brownian motions by common decomposition method? In this section we will focus on this problem. Furthermore, the simulation method based on the common decomposition is also given.

3.1 A New Method for Construction of Correlated Brownian Motions

In this section, we construct correlated Brownian motions by common decomposition method under some conditions and give an example to show the application of this new construction method.

Theorem 3.1. *Let (X, Y) be a 2-dimensional standard Brownian motion and $\{T_t\}_{t \geq 0}, \{S_t\}_{t \geq 0}$ be time changes with respect to \mathbb{F} . If $\mathcal{F}_t^{Y_S} \perp \mathcal{F}_\infty^{X_T} | \mathcal{F}_t^{X_T}$ and $\mathcal{F}_t^{X_T} \perp \mathcal{F}_\infty^{Y_S} | \mathcal{F}_t^{Y_S}$, then $\{X_{T_t}\}_{t \geq 0}$ and $\{Y_{S_t}\}_{t \geq 0}$ are martingales with respect to \mathcal{F}^{X_T, Y_S} . Furthermore, if T, S are strictly increasing and $T_t + S_t = t, \forall t \geq 0$, then*

$$B_t \triangleq X_{T_t} + Y_{S_t} \text{ and } W_t \triangleq X_{T_t} - Y_{S_t}$$

are two correlated Brownian motions with respect to $\mathcal{F}^{B, W}$ and $[B, W]_t = T_t - S_t$.

Immediately, we have a convenient way to construct correlated Brownian motions from Theorem 3.1.

Corollary 3.1. *Suppose that T, S are strictly increasing processes satisfying $T_t + S_t = t, \forall t \geq 0$, and X, Y are independent Brownian motions. If X, Y, T are mutually independent, then*

$$B_t \triangleq X_{T_t} + Y_{S_t} \text{ and } W_t \triangleq X_{T_t} - Y_{S_t}$$

are two correlated Brownian motions with respect to $\mathcal{F}^{B, W}$ and $[B, W]_t = T_t - S_t$.

In the following, we consider constructing correlated Brownian motions through common decomposition and regime switching model. Regime switching is a commonly used model in finance, and it fits financial data well. For example, [Schaller and Norden \(1997\)](#) found very strong evidence for state-dependent switching behaviour in stock market returns. Regime switching model for correlations in discrete time have been considered, e.g. [Casarin et al. \(2018\)](#) and [Pelletier \(2006\)](#). Hence, we consider regime switching model to construct correlated Brownian motions by common decomposition method in the next example.

Example 3.1. (Regime switching model) Suppose $\{Q_t\}_{t \geq 0}$ is a continuous time stationary Markov process taking values in a finite state space $\{e_1, e_2, \dots, e_n\}$, where

$$e_i = (\underbrace{0, \dots, 0}_{i-1}, 1, \underbrace{0, \dots, 0}_{n-i})$$

denotes the unit vector. The Markov process $\{Q_t\}_{t \geq 0}$ has a stationary transition probability matrix $\mathbf{P}(t) = (p_{ij}(t))_{n \times n}$, where

$$p_{ij}(t) = P(Q_{t+s} = e_j | Q_s = e_i).$$

The homogeneous generator $\mathbf{A} = (a_{ij})_{n \times n}$ exists and is defined as

$$\mathbf{A} \triangleq \lim_{t \downarrow 0} \frac{\mathbf{P}(t) - \mathbf{I}}{t},$$

where \mathbf{I} denotes the identity matrix. Then we have

$$\frac{d\mathbf{P}(t)}{dt} = \mathbf{A}\mathbf{P}(t) = \mathbf{P}(t)\mathbf{A}.$$

Solving this ODE we obtain

$$\mathbf{P}(t) = e^{\mathbf{A}t}. \quad (21)$$

Let $\boldsymbol{\alpha} = [\alpha_1, \alpha_2, \dots, \alpha_n]^T$, $\alpha_i \in (0, 1), \forall i$ and

$$T_t = \int_0^t \boldsymbol{\alpha}^T Q_s ds, S_t = t - T_t = \int_0^t (\mathbf{1} - \boldsymbol{\alpha})^T Q_s ds.$$

Obviously, $\{T_t\}_{t \geq 0}, \{S_t\}_{t \geq 0}$ are increasing processes. Let $\{X_t\}_{t \geq 0}, \{Y_t\}_{t \geq 0}$ be 2-dimensional standard Brownian motion independent with Q_t . Then from [Corollary 3.1](#), we have $\{X_{T_t} + Y_{S_t}\}_{t \geq 0}$ and $\{X_{T_t} - Y_{S_t}\}_{t \geq 0}$ are two correlated Brownian motions.

3.2 A New Method for Simulation of Correlated Brownian motions

Simulation is also an important part of constructing correlated Brownian motions. In this section, a new way to simulate correlated Brownian motions is given by the common decomposition method. The local correlation model characterize the correlation in the micro view and only focus on the correlation at the moment; however, the common decomposition characterize the correlation over the entire period of time, which is from the macro view. This difference of two methods may bring advantages of the new simulation method compared with the simulation method from local correlation model.

One of the most common simulation method for local correlation model is Euler-Maruyama scheme, see [Kloeden and Platen \(2013\)](#). Firstly, given a partition Π of $[0, t]$, let

$$W_t^\Pi = \int_0^t \rho_u^\Pi dB_u + \int_0^t \sqrt{1 - (\rho_u^\Pi)^2} dZ_u = \sum_{k=0}^{n-1} (\rho_{t_k} \Delta B_{t_k} + \sqrt{1 - \rho_{t_k}^2} \Delta Z_{t_k}), \quad (22)$$

where $\Delta B_{t_k} = B_{t_{k+1}} - B_{t_k}$, $\Delta Z_{t_k} = Z_{t_{k+1}} - Z_{t_k}$ and $\{\rho_u^{\Pi}\}_{0 \leq u \leq t}$ is defined as

$$\rho_u^{\Pi} = \rho_{t_i}, \quad t_i \leq u < t_{i+1}.$$

Secondly, simulate (B, W) by applying (22). Thus, the simulation result is (B, W^{Π}) eventually, and there always exist simulation errors.

Under the condition that X, Y and T are mutually independent, Table 1 and Table 2 show the specific steps of simulation by common decomposition method when we do not have the explicit expression of T 's distribution. As a comparison, the Euler-Maruyama scheme of local correlation model is also shown in the second column of Table 1 and Table 2. The common decomposition of (B, W^{Π}) is denoted as $(X^{\Pi}, Y^{\Pi}, T^{\Pi})$. From Table 1, compared with Euler-Maruyama scheme, the differences and the advantages of common decomposition method are as follow:

- If the trajectory is not necessary, and we only need B_t and W_t at time t , common decomposition method can reduce the time of simulations. If ρ_t is a stochastic process, we have to simulate $3n$ random numbers in Euler-Maruyama scheme, i.e. $\Delta B_{t_i}, \Delta Z_{t_i}, \rho_{t_i}, i = 0, 1, \dots, n-1$. However, in common decomposition method we only need to simulate $n+2$ random numbers, i.e. $T_{t_1}^{\Pi}, T_{t_2}^{\Pi}, \dots, T_{t_n}^{\Pi}, X_{T_t^{\Pi}}^{\Pi}$ and $Y_{S_t^{\Pi}}^{\Pi}$.
- If we have the explicit expression of T 's distribution, we can simulate T_t directly, then we only need to simulate X_{T_t} and Y_{S_t} , hence simulation can be reduced to 3 times.
- The simulation error can be controlled as long as the simulation error of T_t^{Π} can be controlled, since

$$E|X_{T_t} - X_{T_t^{\Pi}}|^2 = E|T_t - T_t^{\Pi}| \leq (E|T_t - T_t^{\Pi}|^2)^{\frac{1}{2}}.$$

Therefore, if the explicit expression of T 's distribution is obtained, one can simulate T directly, and then simulate X_T and Y_S with the similar steps in Table 1 and Table 2. Then there is no simulation error for T , hence we can simulate (B, W) accurately while this is impossible for local correlation model. If the explicit expression of T 's distribution is inexplicit, the simulation error of two methods is the same, because both the methods simulate (B, W^{Π}) .

From Table 2 if the trajectory is needed, and we do not have the explicit expression of T 's distribution, there is little difference between the two simulation methods.

Table 1: Simulate (B_t, W_t) for a given t (Explicit expression of T 's distribution is unobtained)

	Common decomposition method	Local correlation model (Euler-Maruyama scheme)
Step 1	Simulate $T_{t_1}^{\Pi}, T_{t_2}^{\Pi}, \dots, T_{t_n}^{\Pi}$ in order ¹	Simulate $\rho_{t_0}, \rho_{t_1}, \dots, \rho_{t_{n-1}}$ in order
Step 2	Simulate $X_{T_t^{\Pi}}^{\Pi}$ and $Y_{S_t^{\Pi}}^{\Pi}$ ²	Simulate $\Delta B_{t_0}, \Delta B_{t_1}, \dots, \Delta B_{t_{n-1}}$ and $\Delta Z_{t_0}, \Delta Z_{t_1}, \dots, \Delta Z_{t_{n-1}}$
Step 3	Calculate (B_t, W_t^{Π})	Calculate (B_t, W_t^{Π})

¹ According to $T_t^{\Pi} = \frac{t + \sum_{i=0}^{n-1} \rho_{t_i} \Delta t_i}{2}$, complexity of simulating $T_{t_0}^{\Pi}, T_{t_1}^{\Pi}, \dots, T_{t_n}^{\Pi}$ is equal to simulating $\rho_{t_0}, \rho_{t_1}, \dots, \rho_{t_{n-1}}$.

² Under the condition of $T_t^{\Pi}, X_{T_t^{\Pi}}^{\Pi}$ and $Y_{S_t^{\Pi}}^{\Pi}$ are independent normal distributions with mean zero and variance T_t^{Π} and S_t^{Π} respectively.

Table 2: Simulate trajectory of (B, W) in $[0, t]$ (Explicit expression of T 's distribution is unobtained)

	Common decomposition method	Local correlation model (Euler-Maruyama scheme)
Step 1	Simulate $T_{t_1}^{\Pi}, T_{t_2}^{\Pi}, \dots, T_{t_n}^{\Pi}$ in order	same with Step 1 in Table 1
Step 2	Simulate $\Delta X_{T_{t_0}^{\Pi}}, \Delta X_{T_{t_1}^{\Pi}}, \dots, \Delta X_{T_{t_{n-1}}^{\Pi}}$ and $\Delta Y_{S_{t_0}^{\Pi}}, \Delta Y_{S_{t_1}^{\Pi}}, \dots, \Delta Y_{S_{t_{n-1}}^{\Pi}}$ ¹	same with Step 2 in Table 1
Step 3	Calculate $B_{t_1}, B_{t_2}, \dots, B_{t_n}$ and $W_{t_1}^{\Pi}, W_{t_2}^{\Pi}, \dots, W_{t_n}^{\Pi}$	Calculate $B_{t_1}, B_{t_2}, \dots, B_{t_n}$ and $W_{t_1}^{\Pi}, W_{t_2}^{\Pi}, \dots, W_{t_n}^{\Pi}$

¹ Under the condition of $T_{t_0}^{\Pi}, T_{t_1}^{\Pi}, \dots, T_{t_{n-1}}^{\Pi}$, the random variables $\Delta X_{T_{t_0}^{\Pi}}, \Delta X_{T_{t_1}^{\Pi}}, \dots, \Delta X_{T_{t_{n-1}}^{\Pi}}, \Delta Y_{S_{t_0}^{\Pi}}, \Delta Y_{S_{t_1}^{\Pi}}, \dots, \Delta Y_{S_{t_{n-1}}^{\Pi}}$ are independent normal distributions with mean zero and variance $\Delta T_{t_0}^{\Pi}, \Delta T_{t_1}^{\Pi}, \dots, \Delta T_{t_{n-1}}^{\Pi}, \Delta S_{t_0}^{\Pi}, \Delta S_{t_1}^{\Pi}, \dots, \Delta S_{t_{n-1}}^{\Pi}$ respectively.

Example 3.2. Take parameters as follow,

$$Q_0 = [1, 0, 0]^T, \alpha = [0.3, 0.6, 0.9]^T, A = \begin{bmatrix} -1 & 0.8 & 0.2 \\ 0.4 & -1 & 0.6 \\ 0.3 & 0.7 & -1 \end{bmatrix}, t = 1, \Delta t_i = 0.01, \forall i. \quad (23)$$

Figure 2(a), Figure 2(b), Figure 2(c) display how we simulate the trajectory of (B, W) in $[0, t]$ through common decomposition method (explicit expression of T 's distribution is unobtained) step by step

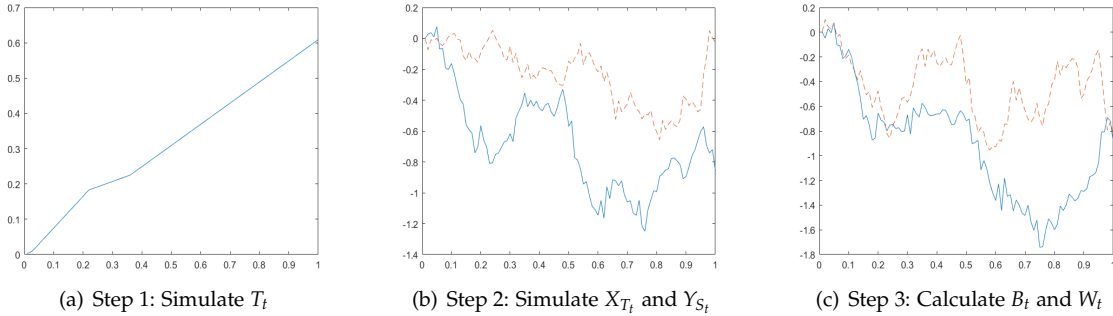


Figure 2: Simulate (B_t, W_t) by Common Decomposition Method (Explicit expression of T 's distribution is unobtained)

We consider the regime switching model in Example 3.1. Thanks to (21), simulation for regime switching model is feasible. Take the same parameters as in (23), we calculate the expectation of $B_t + W_t$ by simulating (B_t, W_t) ⁵ with $N = 5000$ replications. We implement Monte Carlo methods by MATLAB2017b with a Core i7 2.8GHZ CPU.

Table 3 shows that the standard deviation of two methods are very close, hence their simulation error are truly close. And common decomposition method runs much faster than local correlation model with Euler-Maruyama scheme.

⁵Note that we do not need to simulate the trajectory here.

Table 3: Comparing two simulation methods

	$E(B_t + W_t)$	Std Dev	Running time
Common decomposition method (explicit expression of T 's distribution is unobtained)	-0.0034	1.8593×10^{-2}	3.1868 seconds
Local correlation model (Euler-Maruyama scheme)	0.0265	1.8561×10^{-2}	11.4762 seconds

4 Financial Derivatives Valuation by Applying the Common Decomposition Method

In the previous two sections, the common decomposition of two Brownian motions is considered, in which dependence structure could be very general. We showed how to decompose Brownian motions (B, W) to a triplet (X, Y, T) , and we also answered how to construct two correlated Brownian motions from a given triplet (X, Y, T) . In this section, we will apply the common decomposition method to study the pricing problem of some typical two-factor derivatives that modeled by two correlated Brownian motions. We first give two examples showing direct usage of the common decomposition triplet (X, Y, T) in pricing covariation swap, covariation option and Quanto option. And then we will focus on the pricing problem of two-color rainbow options. There are several typical examples for two-color rainbow options, one is given by option-bonds, see [Stulz \(1982\)](#) for details; besides, a special kind of two-color rainbow options, spread options, are ubiquitous in financial markets, including equity, fixed income, foreign exchange, commodities and energy markets, [Carmona and Durrleman \(2003\)](#) present an overview of examples and common features of spread options.

For simplicity, we assume that X , Y and T are mutually independent in this section, i.e., ρ is independent from (B, Z) in the local correlation model by Proposition 2.2. This assumption is not so rigorous as to go against the reality. For example, in [Ma \(2009a\)](#), when considering the pricing problem of foreign equity options with stochastic correlations, the author illustrated independency of ρ , B and Z from an empirical view.

4.1 Pricing Covariance Swap and Covariance Option

Options which depend on exchange rate movements, such as those paying in a currency different from the underlying currency, have an exposure to the correlation between the asset and the exchange rate. This risk may be eliminated by two ways, a straightforward approach is Quanto option which will be discussed in Section 4.2; the other approach that we focus on this section is *Covariance Options* or *Correlation Options*, see [Swishchuk \(2016\)](#) for more details. By combining variance and covariance options, the realised variance of return on a portfolio can be locked in. [Carr and Madan \(1999a\)](#) illustrated that the covariance swaps can be constructed by options and futures, in other words, options can be perfectly hedged by covariance swaps and futures. In the following part, we consider the so called covariance options which is designed to cope with the covariance risks of two underlying assets.

Suppose that the prices of the two assets, (S^1, S^2) , can be characterized as

$$\frac{dS_t^1}{S_t^1} = \mu_1 dt + \sigma_1 dB_t, \quad \frac{dS_t^2}{S_t^2} = \mu_2 dt + \sigma_2 dW_t, \quad (24)$$

where the drifts $\mu_i, i = 1, 2$ and volatilities $\sigma_i, i = 1, 2$ of underlying assets are assumed to be constant.

Example 4.1 (Swap and Option on Realized Covariance of Returns). Consider two risky assets whose prices evolve as in (24). Then according to Example 2.2, (S^1, S^2) could be transformed to, under proper conditions,

$$\frac{dS_t^1}{S_t^1} = rdt + \sigma_1 d\tilde{B}_t, \quad \frac{dS_t^2}{S_t^2} = rdt + \sigma_2 d\tilde{W}_t,$$

where \tilde{B} and \tilde{W} are Brownian motions under the risk neutral measure Q , and r denotes the constant risk free interest rate.

Continuously compounded rate returns of two assets are $\ln(S_t^1/S_0^1)$ and $\ln(S_t^2/S_0^2)$. Accordingly, the realized covariance of returns of two underlying assets is defined as the cross variation of $\ln(S_t^1/S_0^1)$ and $\ln(S_t^2/S_0^2)$

$$\text{Cov}_R(S_t^1, S_t^2) \triangleq \left[\ln \frac{S_t^1}{S_0^1}, \ln \frac{S_t^2}{S_0^2} \right]_t,$$

then the payoff of covariance swap and covariance option of the underlying equity S^1 and S^2 at expiration is

$$\text{Cov}_R(S_t^1, S_t^2) - K,$$

and

$$\max\{\text{Cov}_R(S_t^1, S_t^2) - K, 0\},$$

where K represent the strike price. Note that

$$\text{Cov}_R(S_t^1, S_t^2) = \left[\ln \frac{S_t^1}{S_0^1}, \ln \frac{S_t^2}{S_0^2} \right]_t = \int_0^t \sigma_1 \sigma_2 d[B, W]_t = \sigma_1 \sigma_2 (T_t - S_t) = \sigma_1 \sigma_2 (2T_t - t),$$

the price of covariance swap and covariance option only depend on the expectation and distribution of T_t . Note that T is observable in real probability measure, and the distribution of T under real probability measure and risk neutral probability measure is coincident according to Example 2.2, hence we can easily obtain the distribution and expectation of T from historical data and then obtain the price of covariance swap and covariance option. The result of correlation swap and correlation option is similar.

4.2 Pricing Quanto Option

Quanto option is a famous cross-currency financial product trading in organized exchanges as well as in OTC. Its payoff is calculated in one currency but is settled in another currency at a fixed exchange rate. It is designed to hedge the risks of delivering foreign investments to domestic currency. Hence the correlation between the underlying price and the exchange rate plays an ultimate role in pricing. Usually, this correlation structure is modeled by two correlated Brownian motions. In Section 2, we have showed that part of the dependency of two Brownian motions could be described by T in common decomposition. In the following example, we will show the essential role of T in the pricing of an European-style Quanto.

Example 4.2. Consider an European-style Quanto. Suppose the price of underlying equity S in foreign currency and the exchange rate R are modeled, under the risk neutral probability in the domestic currency, as follows:

$$dS_t = \mu_1 S_t dt + \sigma_1 S_t dB_t, \quad dR_t = \mu_2 R_t dt + \sigma_2 R_t dW_t,$$

and the payoff of a Quanto put option is

$$R_0 \max(K - S_t, 0).$$

Let r_1, r_2 represent the risk free interest under domestic currency and foreign currency respectively. Under the arbitrage free assumption in domestic currency world, any discounted asset should be a martingale in risk neutral probability. Hence, consider the bank account and stock account in foreign currency, one can get

$$R_0 = \exp(-r_1 t) E [\exp(r_2 t) R_t], \quad (25)$$

$$S_0 R_0 = \exp(-r_1 t) E [S_t R_t]. \quad (26)$$

Note that

$$E[R_t] = R_0 \exp(\mu_2 t), \quad E[S_t R_t] = S_0 R_0 \exp\left(\left(\mu_1 + \mu_2 - \frac{1}{2}\sigma_1^2 - \frac{1}{2}\sigma_2^2\right)t\right) E[\exp(\sigma_1 B_t + \sigma_2 W_t)],$$

and under the condition (C3), we have

$$E[\exp(\sigma_1 B_t + \sigma_2 W_t)] = \exp\left(\left(\sigma_1^2 + \sigma_2^2\right)\frac{t}{2}\right) E\left[\exp\left(\sigma_1 \sigma_2 \int_0^t \rho_u du\right)\right].$$

After simple calculations,

$$\mu_2 = r_1 - r_2, \quad \mu_1 = r_1 - \mu_2 - \frac{1}{t} \ln E\left[\exp\left(\sigma_1 \sigma_2 \int_0^t \rho_u du\right)\right].$$

According to [Van Emmerich \(2006\)](#) and [Teng et al. \(2016c\)](#), Quantos' price is

$$P_{\text{Quanto}} = R_0 \left(K e^{-r_1 t} N(-d_2) - S_0 e^{-(r_1 t - r_2 t + \ln E[\exp(\sigma_1 \sigma_2 \int_0^t \rho_u du)])} N(-d_1) \right),$$

where

$$d_1 = \frac{\log(S_0/K) + (r_2 + \sigma_1^2/2)t - \ln E\left[\exp\left(\sigma_1 \sigma_2 \int_0^t \rho_u du\right)\right]}{\sigma_1 \sqrt{t}}, \quad d_2 = d_1 - \sigma_1 \sqrt{t}.$$

Note that

$$\ln E\left[\exp\left(\sigma_1 \sigma_2 \int_0^t \rho_u du\right)\right] = \ln E[\exp(\sigma_1 \sigma_2 (2T_t - t))],$$

then Quantos' price is actually determined by Laplace transform of T_t , similar with [Example 4.1](#), we can obtain the Laplace transform of T_t by the distribution of T from historical data.

4.3 Pricing 2-Color Rainbow Options

In this section, we focus on a class of multi-asset options, the 2-color rainbow option which is written on the maximum or minimum of two risky assets. This kind of option was first studied in [Margrabe \(1978\)](#), and in [Stulz \(1982\)](#), the author showed its extensive applications in valuing many financial instruments such as foreign currency bonds, option-bonds, risk-sharing contracts in corporate finance, secured debt, etc.

In this part we use the same asset-price models as in [Section 4.1](#). We find an unified and analytical expression of the prices of different rainbow options.

The payoff of a rainbow option with maturity τ may have the forms listed in [Table 4 \(Ouweland and West, 2006\)](#). We will demonstrate that all these types of rainbow options could be valued through a unified approach.

Table 4: Types of rainbow option

Option Style	Payoff
<i>Best of assets or cash</i>	$\max(S_\tau^1, S_\tau^2, K)$
<i>Put 2 and Call 1</i>	$\max(S_\tau^1 - S_\tau^2, 0)$
<i>Call on max</i>	$\max(\max(S_\tau^1, S_\tau^2) - K, 0)$
<i>Call on min</i>	$\max(\min(S_\tau^1, S_\tau^2) - K, 0)$
<i>Put on max</i>	$\max(K - \max(S_\tau^1, S_\tau^2), 0)$
<i>Put on min</i>	$\max(K - \min(S_\tau^1, S_\tau^2), 0)$

Define a 2-dimensional process $\mathbf{M}_t = (X_{T_t}, Y_{S_t})^\top$. Similar to the cases studied in Carr and Wu (2004), the payoffs in Table 4 could be reformulated as

$$(a_1 + b_1 e^{\theta_1^\top \mathbf{M}_\tau}) \mathbf{1}_{\{c_1^\top \mathbf{M}_\tau \leq k_1\}} \mathbf{1}_{\{c^\top \mathbf{M}_\tau \leq k\}} + (a_2 + b_2 e^{\theta_2^\top \mathbf{M}_\tau}) \mathbf{1}_{\{c_2^\top \mathbf{M}_\tau \leq k_2\}} \mathbf{1}_{\{c^\top \mathbf{M}_\tau \geq k\}},$$

with some proper parameters $a_i, b_i, c_i, \theta_i, k_i, i = 1, 2$, and k .

For example, consider the Call-on-max option, whose payoff is $\max(\max(S_\tau^1, S_\tau^2) - K, 0)$, the parameters are (for $i = 1, 2$)

$$a_i = -K, b_i = S_0^i e^{(r - \frac{1}{2}\sigma_i^2)\tau}, \theta_1 = \begin{pmatrix} \sigma_1 \\ \sigma_1 \end{pmatrix}, \theta_2 = \begin{pmatrix} \sigma_2 \\ -\sigma_2 \end{pmatrix},$$

$$c_i = -\theta_i, k_i = -\ln \frac{K}{b_i}, c = \theta_2 - \theta_1, k = \ln \frac{b_1}{b_2}.$$

It is easy to check that

$$\{c_i^\top \mathbf{M}_\tau \leq k_i\} = \{S_\tau^i \geq K\}, \{c^\top \mathbf{M}_\tau \leq k\} = \{S_\tau^1 \geq S_\tau^2\}.$$

Now we can present a unified valuation approach for options with payoffs in Table 4 through process M . First, for given parameters $\gamma_1, \gamma_2 \in \mathbb{R}, \gamma_3, \gamma_4, \gamma_5 \in \mathbb{R}^2$, an intermediate valuation function $G : \mathbb{R}^2 \rightarrow \mathbb{R}$ is defined as

$$G(x_1, x; \gamma_1, \gamma_2, \gamma_3, \gamma_4, \gamma_5) \triangleq E^Q \left[(\gamma_1 + \gamma_2 e^{\gamma_3^\top \mathbf{M}_\tau}) \mathbf{1}_{\{\gamma_4^\top \mathbf{M}_\tau \leq x_1\}} \mathbf{1}_{\{\gamma_5^\top \mathbf{M}_\tau \leq x\}} \right], \quad (27)$$

where E^Q indicates the expectation under the risk-neutral measure Q . It is obvious that the initial price of a rainbow option could be given by G as

$$e^{-r\tau} \left[G(k_1, k; a_1, b_1, \theta_1, c_1, c) + G(k_2, -k; a_2, b_2, \theta_2, c_2, -c) \right]. \quad (28)$$

For simplicity, we omit the parameters $\gamma_i, i = 1, \dots, 5$, in the function expressions when there is no confusion. The following proposition gives a general rule to calculate function G .

Proposition 4.1. *Suppose X, Y and T are mutually independent. Let $G(x_1, x), (x_1, x) \in \mathbb{R}^2$ be given as in (27), and L_t represent the Laplace transform of T_t . Then the characteristic function of \mathbf{M}_τ is as follows,*

$$\Phi_{\mathbf{M}_\tau}(z_1, z_2) = e^{-\frac{1}{2}\tau z_2^2} L_\tau \left(-\frac{1}{2}(z_1^2 - z_2^2) \right). \quad (29)$$

Moreover, the generalized fourier transform of $G(x_1, x)$, denoted by $\hat{G}(\lambda_1, \lambda)$, is given as

$$\hat{G}(\lambda_1, \lambda) = -\frac{\gamma_1}{\lambda\lambda_1}\Phi_{M_\tau}(\lambda_1\gamma_4 + \lambda\gamma_5) - \frac{\gamma_2}{\lambda\lambda_1}\Phi_{M_\tau}(\lambda_1\gamma_4 + \lambda\gamma_5 - i\gamma_3), \quad (30)$$

where $\text{Im}\lambda, \text{Im}\lambda_1 > 0$. In particular, if $\rho_t = \rho$ is a constant, then $L_t(z) = \exp(\frac{1+\rho}{2}tz)$ and $\hat{G}(\lambda_1, \lambda)$ can be obtained from (29) and (30).

Given Proposition 4.1, the function $G(x_1, x; \gamma_1, \gamma_2, \gamma_3, \gamma_4, \gamma_5)$ could be calculated by the inversion formula and numerical method, then the prices of rainbow options are obtained from (28).

Remark 4.1. For general cases where the payoffs can not be represented as before, Proposition 4.1 is un available. But we can still apply the Fourier-transform method directly to pricing functionals. For given parameters $(S_0, \tau, r, \sigma_1, \sigma_2)$, rewrite the option payoffs as $V(y_1 + B_\tau, y_2 + W_\tau)$, where $y_i = (\frac{r}{\sigma_i} - \frac{\sigma_i}{2})\tau, i = 1, 2$. Denote by $f(b, w)$ the joint probability density of B_τ and W_τ under Q , then the price of $V(y_1 + B_\tau, y_2 + W_\tau)$ is

$$C(y_1, y_2) = \int_{-\infty}^{\infty} \int_{-\infty}^{\infty} V(y_1 + b, y_2 + w) f(b, w) db dw.$$

According to [Leentvaar and Oosterlee \(2008\)](#), the Fourier transform of $C(y_1, y_2)$ is

$$\begin{aligned} \hat{C}(\lambda_1, \lambda_2) &= \int_{-\infty}^{\infty} \int_{-\infty}^{\infty} \int_{-\infty}^{\infty} \int_{-\infty}^{\infty} e^{i\lambda_1 y_1 + i\lambda_2 y_2} V(y_1 + b, y_2 + w) f(b, w) db dw dy_1 dy_2 \\ &= \hat{V}(\lambda_1, \lambda_2) E^Q \left[e^{-i\lambda_1 B_\tau - i\lambda_2 W_\tau} \right], \end{aligned}$$

where \hat{V} denotes the Fourier transform of V . In general, \hat{V} has no explicit expression and thus usually be calculated numerically.

When the correlation coefficient of B and W is constant, $E^Q \left[e^{-i\lambda_1 B_\tau - i\lambda_2 W_\tau} \right]$ could be calculated explicitly,

$$E^Q \left[e^{-i\lambda_1 B_\tau - i\lambda_2 W_\tau} \right] = \exp \left(-(\lambda_1^2 + \lambda_2^2 + 2\rho\lambda_1\lambda_2)\tau \right).$$

In this case, [Leentvaar and Oosterlee \(2008\)](#) have put forward a numerical method to calculate \hat{V} .

When the correlation coefficient of B and W is not constant, we can still use similar approaches as in [Leentvaar and Oosterlee \(2008\)](#) by means of common decomposition. Continuing to use the notions as before, we have

$$E^Q \left[e^{-i\lambda_1 B_\tau - i\lambda_2 W_\tau} \right] = \Phi_{M_\tau}(-\lambda_1 - \lambda_2, -\lambda_1 + \lambda_2) = e^{-(\lambda_1 - \lambda_2)^2 \tau} L_\tau(-2\lambda_1\lambda_2).$$

Consequently,

$$\hat{C}(\lambda_1, \lambda_2) = \hat{V}(\lambda_1, \lambda_2) e^{-(\lambda_1 - \lambda_2)^2 \tau} L_\tau(-2\lambda_1\lambda_2). \quad (31)$$

Hence when the Laplace transform L_t of T_t is known, the price can be obtained by inverse Fourier transform formula.

In the previous discussion, we considered how to calculate the price of a rainbow option. Actually, following similar approach outlined in Proposition 4.1, we could give a Fourier-transform method for calculating Greeks. The next corollary set forth an example of this.

Corollary 4.1. Consider the Delta of S^1 for a Call-on-Max option listed in Table 4, which is denoted by $\Delta(S^1)$. After calculations, we have

$$\begin{aligned}\Delta(S^1) &= \frac{1}{S_0^1} \left(\frac{\partial G}{\partial x_1}(k_1, k; a_1, b_1, \boldsymbol{\theta}_1, \mathbf{c}_1, \mathbf{c}) + \frac{\partial G}{\partial x}(k_1, k; a_1, b_1, \boldsymbol{\theta}_1, \mathbf{c}_1, \mathbf{c}) - \frac{\partial G}{\partial x}(k_2, -k; a_2, b_2, \boldsymbol{\theta}_2, \mathbf{c}_2, -\mathbf{c}) \right) \\ &\quad + e^{(r-\frac{1}{2}\sigma_1^2)\tau} \frac{\partial G}{\partial \gamma_2}(k_1, k; a_1, b_1, \boldsymbol{\theta}_1, \mathbf{c}_1, \mathbf{c}) \\ &:= g_1(k_1, k) + g_2(k_2, -k),\end{aligned}$$

where

$$\begin{aligned}g_1(k_1, k) &= \left(\frac{1}{S_0^1} \left(\frac{\partial G}{\partial x_1} + \frac{\partial G}{\partial x} \right) + e^{(r-\frac{1}{2}\sigma_1^2)\tau} \frac{\partial G}{\partial \gamma_2} \right) (k_1, k; a_1, b_1, \boldsymbol{\theta}_1, \mathbf{c}_1, \mathbf{c}), \\ g_2(k_2, -k) &= \left(-\frac{1}{S_0^1} \frac{\partial G}{\partial x} \right) (k_2, -k; a_2, b_2, \boldsymbol{\theta}_2, \mathbf{c}_2, -\mathbf{c}).\end{aligned}$$

The Fourier transform of g_1 has an explicit expression as

$$\frac{ia_1}{S_0^1} \left(\frac{1}{\lambda} + \frac{1}{\lambda_1} \right) \Phi_{M_\tau}(\lambda_1 \mathbf{c}_1 + \lambda \mathbf{c}) + \left(\frac{ib_1}{S_0^1 \lambda_1} - \frac{e^{(r-\frac{1}{2}\sigma_1^2)\tau}}{\lambda \lambda_1} \right) \Phi_{M_\tau}(\lambda_1 \mathbf{c}_1 + \lambda \mathbf{c} - i\boldsymbol{\theta}_1),$$

and the expression of Fourier transform of g_2 is

$$-\frac{ia_2}{S_0^1 \lambda_2} \Phi_{M_\tau}(\lambda_2 \mathbf{c}_2 - \lambda \mathbf{c}) - \frac{ib_2}{S_0^1 \lambda_2} \Phi_{M_\tau}(\lambda_2 \mathbf{c}_2 - \lambda \mathbf{c} - i\boldsymbol{\theta}_2).$$

$\Delta(S_1)$ can be obtained by the inverse Fourier transform formula. Other Greeks can be derived along the same procedure.

From the foregoing content of this section, we know that, thanks to the common decomposition method, in order to calculate the price and Greeks of a rainbow option, we only need to find out the Laplace transform of T_t . We consider some specific models of T_t in the following examples to give the readers more intuitive insights.

Example 4.3. Consider the regime switching model given in Example 3.1, by Lemma A.1 in Buffington and Elliott (2002), the Laplace transform of T_t is

$$L_t(z) = Ee^{zT_t} = \mathbf{1}^\top e^{(A+z\text{diag}\boldsymbol{\alpha})t} Q_0,$$

where $\text{diag}\boldsymbol{\alpha} = \begin{bmatrix} \alpha_1 & 0 & \cdots & 0 \\ 0 & \alpha_2 & \cdots & 0 \\ \vdots & \vdots & \ddots & \vdots \\ 0 & 0 & \cdots & \alpha_n \end{bmatrix}$, $A = (a_{ij})_{n \times n}$ is the generator of Q_t . Then by Proposition 4.1, we can get the option

price from $L_t(z)$. For example, if the option style is Call-on-max, then

$$\begin{aligned}\hat{G}(\lambda_1, \lambda; a_1, b_1, \boldsymbol{\theta}_1, \mathbf{c}_1, \mathbf{c}) &= \frac{K}{\lambda \lambda_1} e^{-\frac{1}{2}(\lambda_1 \sigma_1 - \lambda \sigma_2)^2 \tau} \mathbf{1}^\top e^{(A-2\lambda_1 \lambda \sigma_1 \sigma_2 \text{diag}\boldsymbol{\alpha})\tau} Q_0 \\ &\quad - \frac{S_0^1}{\lambda \lambda_1} e^{(r-\frac{1}{2}\sigma_1^2-\frac{1}{2}(\lambda_1 \sigma_1 + i\sigma_1 - \lambda \sigma_2)^2)\tau} \mathbf{1}^\top e^{(A-2(\lambda_1+i)\lambda \sigma_1 \sigma_2 \text{diag}\boldsymbol{\alpha})\tau} Q_0.\end{aligned}$$

In the next example, $\{T_t\}_{t \geq 0}$ has a specific modelling through a bounded function of some stochastic processes and the Laplace transform of T_t is given by a PDE.

Example 4.4. Suppose that f is a bounded function with values in $(0, 1)$ and v is a diffusion process satisfying the following SDE

$$dv_t = \mu(t, v_t)dt + \sigma(t, v_t)dZ_t,$$

where $\{Z_t\}_{t \geq 0}$ is a Brownian motion and $\mu(t, x), \sigma(t, x)$ are determined functions such that the SDE have an unique solution.

Let $T_t = \int_0^t f(v_s)ds$. By Feynman-Kac formula, the Laplace transform of $T_t - T_s$ for fixed t under the condition v_s , which is denoted by $L(s, v_s; t, z)$, satisfies the following PDE:

$$\frac{\partial L}{\partial s} + \mu(t, v) \frac{\partial L}{\partial v} + \frac{1}{2} \sigma(t, v)^2 \frac{\partial^2 L}{\partial v^2} + z f(v) L = 0, \quad (32)$$

with terminal condition $L(t, v_t; t, z) = 1$. The solution of (32) are related with Sturm-Liouville problem, see [Polyanin \(2002\)](#) 1.8.6.5 and 1.8.9 for more details.

Particularly, the stochastic correlation model considered in [Teng et al. \(2016a\)](#) is equivalent to the special case $f(x) = \frac{1 + \tanh(x)}{2}$. The model discussed in [Ma \(2009a\)](#) is equivalent to $f(x) = \frac{1+x}{2}$ and v is a bounded Jacobi process

$$dv_t = \kappa(\theta - v_t)dt + \sigma_v \sqrt{(h - v_t)(v_t - l)} dZ_t.$$

the boundary for bounded Jacobi process is $[l, h]$ when

$$\kappa(\theta - l) > \frac{1}{2} \sigma_v^2 (h - l), \kappa(h - \theta) > \frac{1}{2} \sigma_v^2 (h - l).$$

Sometimes, there is no closed-form solution of financial derivatives, so Monte Carlo method is needed. The simulation method through common decomposition have been illustrated in Section 3.

5 Numerical Results

In literatures that study the pricing problem of two-assets derivatives with models driven by two Brownian motions, B and W , it is a commonly used assumption that the local correlation of B and W is a constant, i.e., $d[B, W]_t = \rho dt$ for some $\rho \in [-1, 1]$. However, as we have mentioned before, this assumption is inconsistent with empirical studies. For example, based on data from different markets around the world, [Chiang et al. \(2007\)](#), [Syllignakis and Kouretas \(2011\)](#) and [Junior and Franca \(2012\)](#) all found that the correlation coefficients changed as time and economic situations changed. Then it is natural to ask, when the actual correlation coefficient is dynamic and stochastic, how much it would influent the pricing error if we still applied the constant-correlation model?

In this part, we consider the price of two-color rainbow options as an example. We investigate the difference of option prices under constant and dynamic correlations by numerical experiments and try to summarize when this difference is negligible or nonnegligible.

Since our concern is in the correlation of underlying assets, we assume for simplicity that all coefficients of the underlying assets, except for the local correlation, are constants. Thus the underlying prices are assumed to satisfy (under the risk neutral probability)

$$\frac{dS_t^1}{S_t^1} = rdt + \sigma_1 dB_t, \quad \frac{dS_t^2}{S_t^2} = rdt + \sigma_2 dW_t.$$

For the dependency structure of (B, W) , we apply the regime switching model in this section which has been introduced in Example 3.1 and Example 4.3. Suppose that the market has three different states described by a finite-state-space Markov process $\{Q_t\}_{t \geq 0}$ with an initial value Q_0 and a transition rate matrix A . Thus the local correlation process of B and W is as follows,

$$\rho_t = 2\alpha^\top Q_t - 1.$$

Note that $\frac{d[\log S^1, \log S^2]_t / dt}{\sigma_1 \sigma_2} = \rho_t$, hence $\alpha \in (0, 1)^3$ indicates the switching states for local correlation coefficient of log prices. For example, if $\alpha = [0.3, 0.6, 0.9]^\top$, at any time t , ρ_t switches among $-0.4, 0.2$ and 0.8 according to the market conditions. In the rest of this section, parameters are taken as follow unless otherwise specified,

$$r = 0.05, S_0^1 = 100, S_0^2 = 120, \sigma_1 = 0.2, \sigma_2 = 0.3, A = \begin{bmatrix} -1 & 0.8 & 0.2 \\ 0.4 & -1 & 0.6 \\ 0.3 & 0.7 & -1 \end{bmatrix}. \quad (33)$$

Consider the two-color rainbow options as in Section 4.3, note that, under the above model, if ρ is considered as a constant, the option prices can be given in closed form as in Stulz (1982). While for the actual case with a regime-switching ρ , we can apply Proposition 4.1 to derive the true prices. Following the notations in Proposition 4.1, by the inversion fourier formula, we have

$$G(x_1, x) = \int_{-\infty+i\lambda_i}^{\infty+i\lambda_i} \int_{-\infty+i\lambda_{1i}}^{\infty+i\lambda_{1i}} e^{-i\lambda_1 x_1 - i\lambda x} \hat{G}(\lambda_1, \lambda) d\lambda_1 d\lambda, \quad (34)$$

where λ_i, λ_{1i} denote the imaginary part of λ and λ_1 .

Since $\hat{G}(\lambda_1, \lambda)$ is well defined only for λ_1, λ with strictly positive imaginary, we choose $\lambda_{1i} = \lambda_i = 1$ in the subsequent numerical experiment. Note that (34) remains valid for any $\lambda_{1i}, \lambda_i > 0$. And we approximate (34) by

$$G(x_1, x) \approx \sum_{j=-N_1}^{N_1} \sum_{k=-N}^N e^{\lambda_1 x_1 + \lambda_i x - i(j\eta_1 x_1 + k\eta x)} \hat{G}(j\eta_1 + i\lambda_{1i}, k\eta + i\lambda_i) \eta_1 \eta,$$

where we set $N_1 = N = 1000$ and $\eta_1 = \eta = 0.1$.

Suppose that the contract life of the option is $\tau = 0.25$ and the strike is $K = 90$. Let $\alpha = [0.6, 0.6, 0.6]^\top$, then the regime switching model degenerates to the constant correlation model. We verified the group of parameters are accurate enough and the difference of option price obtained from Stulz (1982) and Proposition 4.1 is smaller than 10^{-13} .

In the following subsection, we compare the option prices induced by the constant- ρ models in Stulz (1982) to the prices given by the regime-switching- ρ models through (28). Since we have assumed the regime-switching case to be actual, the latter could be regarded as the ‘‘true’’ prices. And thus the comparison results will indicate how large the pricing error would be when we substituted a constant for the original nonconstant ρ . For clarity, we make comparison in an ideal situation that the investor knows exactly the other coefficients except for ρ .⁶

5.1 Numerical Experiments of Pricing Rainbow Options

In Section 5.1.1, we compare the constant correlation model and dynamic correlation model in a more theoretical way. We assume that the investor estimates ρ historically from the observed stock prices. The numerical results in this section show that there may be big differences between the prices of two models. In Section 5.1.2, we adopt an

⁶In empirical, the risk free interest r can be observed and σ_1, σ_2 can be calibrated precisely from vanilla options.

approach more close to the practical procedure. We suppose the investor calibrate the constant correlation model to option prices he observed (which were calculated from the regime-switching model). And then the calibrated model is used for pricing. And it shows that there will be a big pricing error by using constant correlation model, especially for those options deep out of the money. This is in line with the results given in [Costin et al. \(2016\)](#) for CDS options.

5.1.1 Numerical Analysis of Constant and Nonconstant Correlation in Pricing Rainbow Options

In this section, we estimate a constant correlation coefficient $\hat{\rho}$ from the historical data which are given by the regime switching model, and then calculate the option prices derived from this $\hat{\rho}$ ⁷. By comparing these option prices with those deriving directly from the regime switching model, we can get a general idea of the error we would make when applying constant correlation model in the situations where the actual correlation coefficients are dynamic and stochastic. For the robustness of the results, we consider the comparisons in different cases with different vector α s.

Since we have assumed that all the other parameters can be obtained precisely, the investor actually could get the data of (B, W) by observing prices of the underlying assets. Suppose that the investor has got these historical data of a long term and with a relatively high frequency as $(B_{t_i}, W_{t_i}), i = 0, 1, \dots, n$, where $0 = t_0 < t_1 < \dots < t_n = t$. According to definition, the estimated constant correlation based on data till time t is

$$\hat{\rho} \triangleq \frac{\sum_{i=0}^{n-1} \Delta B_{t_i} \Delta W_{t_i}}{t}.$$

Note that, setting $\Delta t = \max\{t_{i+1} - t_i | i = 0, \dots, n\}$, we have

$$\frac{\sum_{i=0}^{n-1} \Delta B_{t_i} \Delta W_{t_i}}{t} \xrightarrow[\Delta t \rightarrow 0]{P} \frac{[B, W]_t}{t} = \frac{T_t - S_t}{t} = \frac{1}{t} \int_0^t (2\alpha - \mathbf{1})^\top Q_s ds,$$

and according to the Ergodic Theorem of Markov processes,

$$\lim_{t \rightarrow \infty} \frac{1}{t} \int_0^t Q_s ds = \pi,$$

where π denotes the stationary distribution of the Markov process Q_t .

Therefore, as long as we assume these data to be long-term and with a relatively high frequency, we always have

$$\hat{\rho} \approx \frac{1}{t} \int_0^t (2\alpha - \mathbf{1})^\top Q_s ds \approx 2\alpha^\top \pi - \mathbf{1}^\top. \quad (35)$$

In this case, no matter how violently the correlation coefficient switches over time, the investors may have similar estimates from long-term historical data. And thus the option prices calculated along these estimates may deviate a lot from the “true” prices. We will show these prices’ deviations by the relative error defined as

$$\text{Relative error} = \frac{\text{Price with constant } \hat{\rho} - \text{Price with regime switching } \rho}{\text{Price with regime switching } \rho}. \quad (36)$$

⁷We have illustrated in Remark 2.2 that it is feasible to apply directly the estimated $\hat{\rho}$ from historical data into option pricing.

⁸Note that the stationary distribution π satisfies the following equations

$$A^\top \pi = 0, \quad \pi \mathbf{1}^\top = 1,$$

where A denotes the generator of Q . In our numerical experiments, $A = \begin{bmatrix} -1 & 0.8 & 0.2 \\ 0.4 & -1 & 0.6 \\ 0.3 & 0.7 & -1 \end{bmatrix}$, and then $\pi = [0.2636, 0.4273, 0.3091]^\top$.

In the numerical experiments, for each case, we simulate a path of (B, W) to present the historical data, where we choose $t = 20$ and $\Delta t_i = 0.05, \forall i$. In order to make consistent comparison, we randomly choose 5 different α , which all satisfy the condition $2\alpha^\top \pi - 1 = 0.2$. That is to say, by (35), the option prices calculated from the estimated coefficients are similar since in all cases $\hat{\rho} \approx 0.2$. While on the contrary, we shall see that the prices calculated from original model are quite different from each other.

We list the numerical results in Table 5, in which the second column shows the “true” prices calculated from the original regime switching model, the third column shows the $\hat{\rho}$ estimated from the “historical data”, the forth column shows the prices obtained by constant correlation model with $\hat{\rho}$, while the last column shows the relative errors defined as in (36).

Table 5: Option pricing with all history data

α	True Prices	$\hat{\rho}$	Prices with $\hat{\rho}$	Relative errors
$[0.7665, 0.7551, 0.2436]^\top$	37.2642	0.2377	35.2623	-5.37%
$[0.8068, 0.8772, 0.0404]^\top$	38.2361	0.2103	35.3671	-7.50%
$[0.6824, 0.6178, 0.5051]^\top$	35.9230	0.2436	35.2398	-1.90%
$[0.5559, 0.4063, 0.9054]^\top$	33.8134	0.1911	35.4403	4.81%
$[0.6, 0.6, 0.6]^\top$	35.4064	0.2177	35.3388	0.19%

It is obviously from Table 5 that there may be big pricing errors when using constant correlation coefficient estimated from historical data. In this numerical example, although all the other coefficients were assumed to induce zero error, the relative errors for pricing can mount to unacceptable levels. It is almost certain that these high errors come from the substitution of $\hat{\rho}$ s for the real dynamic stochastic ρ s. As a verification, we consider the case of $\alpha = [0.6, 0.6, 0.6]^\top$, where the regime switching model degenerates to the constant correlation model. The results are shown in the last row of the table. We can see that there is only a small relative error, 0.19%, which presents the technical error other than substitution of constant correlations to dynamic ones.

More specifically, we can see that in all cases the estimated $\hat{\rho}$ s are around 0.2, and thus the resulting option prices are around 35.3, while the true prices deviate from as high as 38.2 to as low as 33.8. There would be a big unexpected loss if the investor applied the constant correlation model to value these options and used these prices as a guidance of his investments.

5.1.2 Calibrating a Constant Correlation Model from Data Given by the Dynamic Correlation Model

In this section, we investigate the difference between option prices under constant correlation model and dynamic stochastic correlation model through a more practical way. First, in practice, when considering derivatives’ pricing, investors do not use coefficients estimated from historical data commonly. More often, they observe the market prices of a class of derivatives, and calibrate the theoretical model to the observed prices. In our case, the “market prices” are supposed to be given by the regime switching model, and the “theoretical model” held by investors is supposed to be the constant correlation model. And “calibration of the theoretical model” reduces to “finding the optimum ρ to fit the market prices” since this is assumed to be the only unknown parameter for the theoretical model. On the other hand, just like the idea of “implied volatility”, each observed option price can deduce an “implied correlation”, ρ_{imp} . The change of ρ_{imp} with strikes can also indicate the deviation of option prices given by constant correlation model from actual prices based on dynamic correlation.

The numerical simulations are carried out along the procedure in the following.

First, we give the prices for options with a maturity $\tau = 0.25$ and strikes $K = 80, 90, \dots, 140$ under regime switching model by the Fourier transform method. These will play the part of “initial market data” in our numerical experiment.

Then based on these data, we calibrate the constant correlation model to a proper ρ .⁹ This is done by minimizing the following cumulative square error function by Gradient Descent method,¹⁰

$$L(\rho) = \sum_n \left(Price_n^{\text{constant}}(\rho) - Price_n^{\text{dynamic}} \right)^2.$$

And then, the calibrated correlation coefficients are applied to the constant correlation model for pricing options with strikes $K = 82, 84, \dots, 88, 92, 94, \dots, 98, \dots, 132, 134, \dots, 138$. The resulting prices will be compared with the prices under regime switching model.

To see the variations of implied correlation, we apply the definition of ρ_{imp} given by [Da Fonseca et al. \(2007\)](#) which satisfies

$$Price = Price^{\text{constant}}(\rho_{imp}),$$

to the prices given by regime switching models with more strikes $K = 80, 82, 84, \dots, 140$.

In the following, we run through the calibrating-pricing procedure for Call on Min, Call on Max, Put on Max and Put on Min options, consider their relative errors defined as in (36), and calculate the implied correlations respectively. We show the results in Figures 3-6. In each figure, the dotted line separates the curve into two parts, the out-of-the-money case (in figures, the left part for puts or the right for calls) and the in-the-money case. The intersection is at-the-money case.

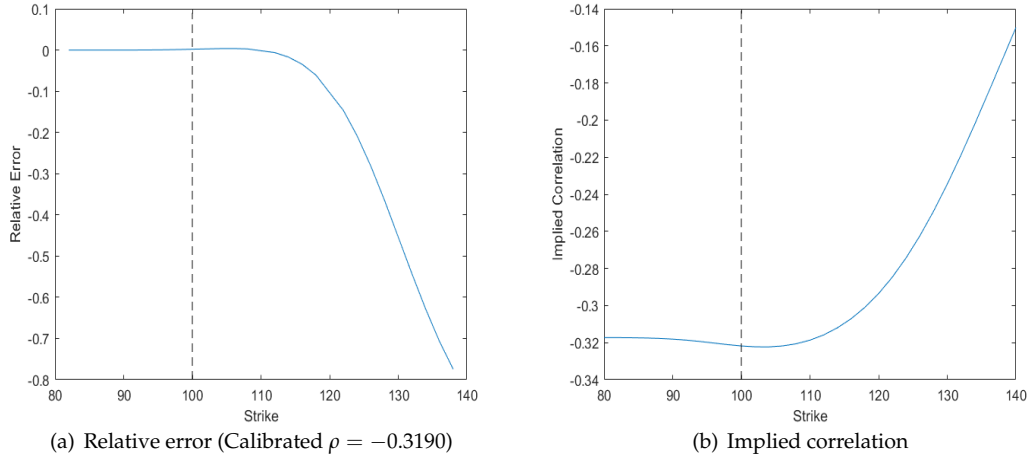
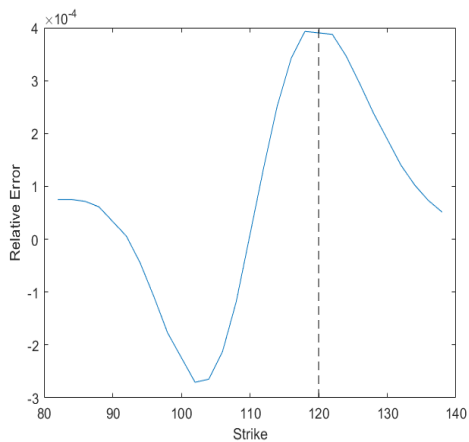


Figure 3: Call on Min option with $Q_0 = [1, 0, 0]^\top$, $\alpha = [0.3, 0.6, 0.9]^\top$

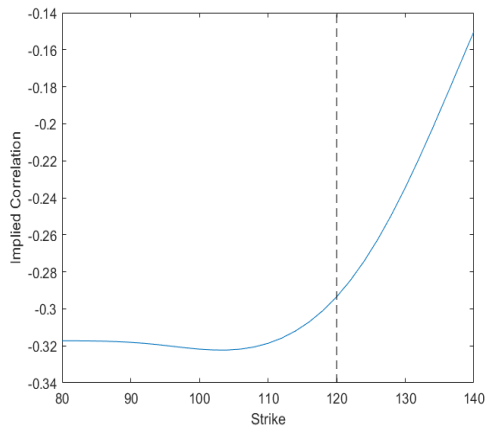
On the first try, we choose parameters $Q_0 = [1, 0, 0]^\top$ and $\alpha = [0.3, 0.6, 0.9]^\top$ to generate the regime switching model. The immediate observation is the huge pricing error for deep-out-of-the-money options of Put on Max and Call on Min. The relative error reaches more than 70%, which is shown in Figure 3(a) and 5(a). While for Call on Max option, the relative error is no more than 0.1%, as shown in Figure 4(a). And it is also small for Put on Min option whose figure is omitted here since the relative error always lies below the level 0.5%.

⁹Just as before, all the other coefficients are supposed to be known exactly.

¹⁰The initial value is taken as $\rho = 0$. The step size is set as $|0.01/L'(0)|$ where L' denotes the first derivative of L . The gradient descent method terminates when $|L'(\rho)|$ is smaller than 10^{-4} .

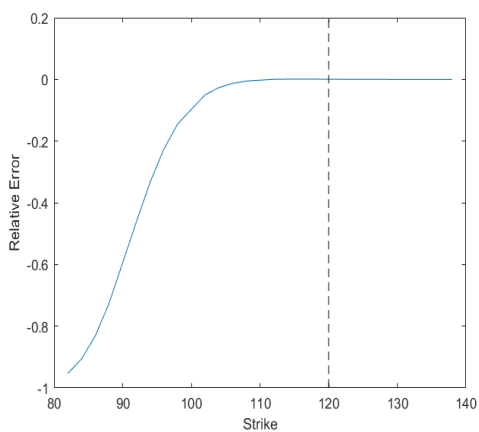


(a) Relative error (Calibrated $\rho = -0.3190$)

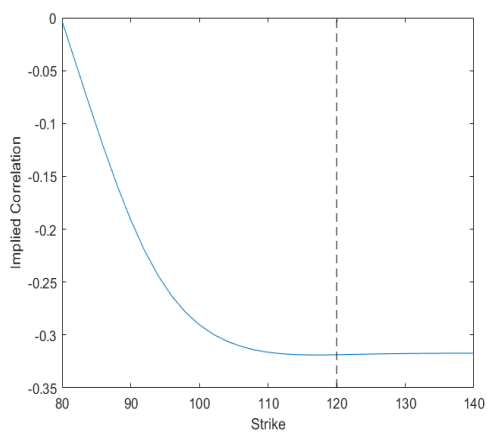


(b) Implied correlation

Figure 4: Call on Max option with $Q_0 = [1, 0, 0]^\top$, $\omega = [0.3, 0.6, 0.9]^\top$



(a) Relative error (Calibrated $\rho = -0.3177$)



(b) Implied correlation

Figure 5: Put on Max option with $Q_0 = [1, 0, 0]^\top$, $\alpha = [0.3, 0.6, 0.9]^\top$

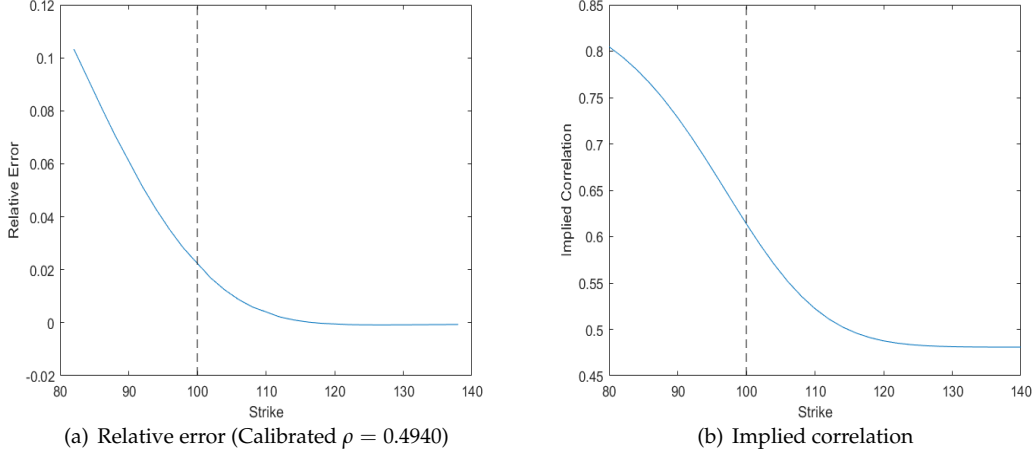


Figure 6: Put on Min option with $Q_0 = [0.2, 0, 0.8]^\top$, $\alpha = [0.3, 0.6, 0.95]^\top$

To see whether this is a common property or not, we change the initial regime switching model to a new one with parameters $Q_0 = [0.2, 0, 0.8]^\top$ and $\alpha = [0.3, 0.6, 0.95]^\top$, and repeat the calibrating-pricing procedure. For Call on Max, Call on Min and Put on Max, the results are really similar with the previous group of parameters and we omit the figures. But for Put on Min, the result is different from former one, relative error could be more than 10% for out-of-the-money options as shown in Figure 6 which is also nonnegligible.

On the other side, for implied correlation, we can see in Figure 3(b)-6(b), the implied correlation always changes sharply for out-of-the money cases and mildly for in-the-money cases, which is similar with the calibrated ρ . For Call on Max options, though there are only tiny pricing errors, the implied correlations change a lot with different strikes.

Figure 7 investigates Put on Max options again and the maturity considered as $\tau = 0.5$. Comparing with Figure 5, we can find in Figure 7, the calibrated error is a little smaller and the implied correlation changes a little milder. But the main features of them are similar, this implies the maturity has little effect on our discoveries.

We will try to give a reasonable explanation for different performances of 4 kinds of rainbow options in the next section, Section 5.2. And also there in addition, we will explain why the calibrated option prices perform well for in-the-money and at-the-money options but terribly bad for deep-out-of-the-money options and why the Call on Max seems different from the other options.

5.2 Error Analysis

The pricing errors coming from setting the dynamic stochastic correlation of underlying log prices to be constant are further analyzed in this part. This analysis is from a theoretical view but with the help of numerical simulations. Through this analysis, we try to explain the phenomenon discovered in Section 5.1.

Now we consider options with payoffs $V(S_\tau^1, S_\tau^2, \tau, K)$,¹¹ then the price of the option is

$$E^Q \left[e^{-r\tau} V(S_\tau^1, S_\tau^2, \tau, K) \right] = E^Q \left[e^{-r\tau} V \left(S_0^1 e^{(r - \frac{1}{2}\sigma_1^2)\tau + \sigma_1 B_\tau}, S_0^2 e^{(r - \frac{1}{2}\sigma_2^2)\tau + \sigma_2 W_\tau}, \tau, K \right) \right],$$

¹¹Note that all the payoffs considered in previous numerical simulations are in this way

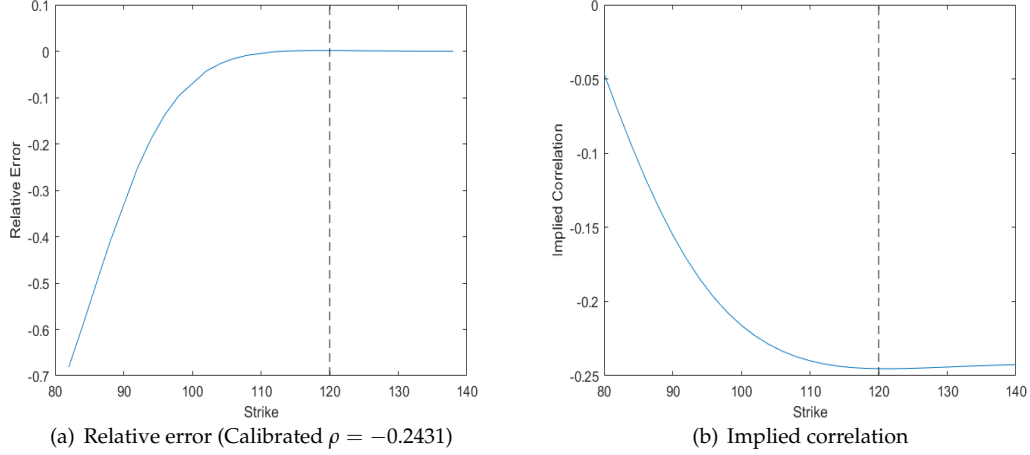


Figure 7: Put on Max option with $\tau = 0.5$

where Q denotes the risk neutral probability measure.

When the local correlation process is a constant ρ , since $(B_\tau, W_\tau) \sim N\left((0, 0), \tau \begin{pmatrix} 1 & \rho \\ \rho & 1 \end{pmatrix}\right)$, the option price is a function of ρ which will be denoted as $Price^c(\rho)$ in the following.

For more general case where ρ is a stochastic process, we first recall the term of average correlation coefficient $\bar{\rho}_t = \frac{1}{t} \int_0^t \rho_u du$, which by the common decomposition, can be rewritten as

$$\bar{\rho}_t = \frac{T_t - S_t}{t}. \quad (37)$$

Since under the condition of \mathcal{F}_τ^T , $(B_\tau, W_\tau) = (X_{T_\tau} + Y_{S_\tau}, X_{T_\tau} - Y_{S_\tau}) \sim N\left((0, 0), \tau \begin{pmatrix} 1 & \bar{\rho}_\tau \\ \bar{\rho}_\tau & 1 \end{pmatrix}\right)$, following the discussions in the constant- ρ case, the option price (denoted by $Price^d$) equals

$$Price^d = E^Q \left[E^Q [e^{-r\tau} V(S_\tau^1, S_\tau^2, \tau, K) | \mathcal{F}_\tau^T] \right] = E^Q [Price^c(\bar{\rho}_\tau)].$$

If $Price^c$ is an affine function of ρ , i.e., $\exists a, b \in \mathbb{R}$, $Price^c(\rho) = a\rho + b$, we have

$$Price^d = E^Q [Price^c(\bar{\rho}_\tau)] = E^Q [a\bar{\rho}_\tau + b] = Price^c(E^Q[\bar{\rho}_\tau]). \quad (38)$$

In other words, when the option price under constant- ρ model is linear in ρ , the price under a general dynamic correlation model is exactly the same as that with a constant correlation coefficient $E^Q[\bar{\rho}_\tau]$.

Otherwise, for general $Price^c$, by Taylor's expansion, we can get the following approximation formula,

$$Price^d = E^Q [Price^c(\bar{\rho}_\tau)] \approx Price^c(E^Q[\bar{\rho}_\tau]) + \frac{1}{2} \text{Var}^Q(\bar{\rho}_\tau) \frac{\partial^2 Price^c}{\partial \rho^2}(E^Q[\bar{\rho}_\tau]). \quad (39)$$

(38) and (39) indicate that the main cause of pricing errors between constant correlation model and dynamic correlation model is nonlinear property of $Price^c(\rho)$.

In the following, based on the above analysis, we try to explore causes for the big pricing errors in Section 5.1.1 and the two phenomena found in Section 5.1.2: (i) the pricing errors seem more remarkable for out-of-the-money options when applying constant correlation model; (ii) the pricing errors for Call-on-Max options seem relatively small than other kind of options.

We first consider relations between $Price^c(\rho)$ and ρ in the cases of in-the-money, at-the-money and out-of-the-money for Put-on-Max options.

Example 5.1. Choosing parameters as $r = 0.05, \tau = 0.25, S_0^1 = 100, S_0^2 = 120, \sigma_1 = 0.2, \sigma_2 = 0.3$, we draw diagrams for $Price^c(\rho)$ when Strike = 150 (in the money), Strike = 120 (at the money) and Strike = 90 (out of the money) and list them in Figure 8.

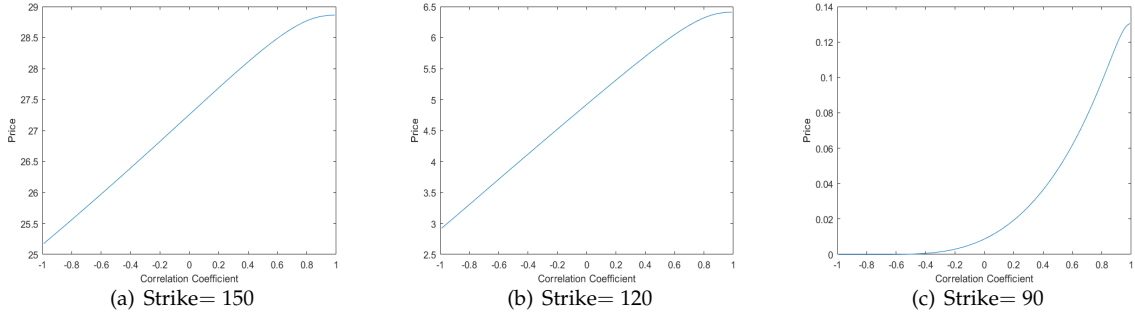


Figure 8: Put on max option price in constant correlation model

Example 5.1 show that, for in-the-money and at-the-money cases, $Price^c(\rho)$ reveals a strong linearity on ρ except when ρ is near to 1. But it is quite nonlinear for out-of-the-money case. We conduct similar diagraming with different parameters for Put-on-Max option as well as Put-on-Min, Call-on-Min and Call-on-Max options, and get similar results. Recall the approximations (38) and (39), the above results give an explanation for why constant correlation model performs well on the whole for in-the-money and at-the-money options but poorly for out-of-the-money options. We can find in Figure 3(b),4(b),5(b),6(b),7(b) and Table 6, when strike is in-the-money and at-the-money, the implied correlation of each option is very close to $E\bar{\rho}_\tau$; on the contrary, when strike is out-of-the-money, the implied correlation changes sharply and far away from $E\bar{\rho}_\tau$. This is coincident with the conclusion in previous.

Table 6: Expectation of $\bar{\rho}_\tau$

	$\tau = 0.25$	$\tau = 0.5$
$\alpha = [0.3, 0.6, 0.9], Q_0 = [1, 0, 0]$	-0.3177	-0.2488
$\alpha = [0.3, 0.6, 0.95], Q_0 = [0.2, 0, 0.8]$	0.5784	0.5298

Comparing the numerical experiments in Section 5.1.1 and the data in Table 6, we find that there are big differences between the historical local correlation coefficient and the expectation of correlation coefficient in the future, which explains the pricing errors in Section 5.1.1.

We now turn to the Call-on-Max option whose performance in calibration in Section 5.1.2 seemed quite different from the others that the calibrated constant correlation model always performs well, even for out-of-the-money

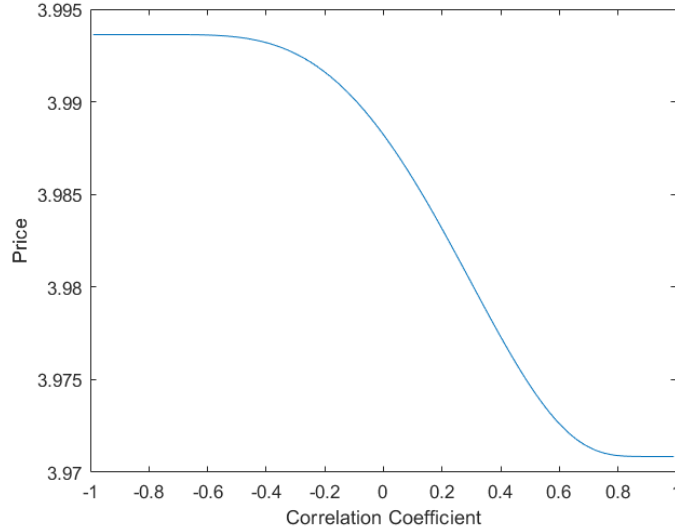


Figure 9: Call on max option price in constant correlation model with $K = 130, \tau = 0.25$

case. Note that as mentioned before, we have already got diagrams for this kind of option which have similar linear or nonlinear shapes like other options and we did not include them in the main text. A interesting question is, now that the shape of $Price^c(\rho)$ for out-of-the-money case looks apparently nonlinear, why does it still approximate the true price well? We choose the same parameters as before except for $\tau = 0.25$ and draw the diagram of $Price^c(\rho)$ for Call-on-Max option for the case Strike = 130 (out-of-the-money) in Figure 9. The diagram looks still quite nonlinear, but it is worth noting that in Figure 9 $Price^c(\rho)$ just changes from 3.97 to 3.995. In other words, when ρ changes in its full range, the price changes only about 0.6% which implies that, for Call-on-max option, the correlation between underlying assets has only a small, almost negligible, impact on the option price. While on the contrary, think about calibrating ρ from option prices, a small deviation in the price may cause great changes in the implied ρ . This result on one hand explains why the implied correlation of Call-on-Max option is volatile but the calibrated constant correlation model always performs well and on the other hand indicates that when the data are from out-of-the-money Call-on-Max options, correlation-coefficient calibrating may be unsuitable since the implied correlation is too sensitive with the price.

6 Proofs

6.1 Preparation Works

In the first place, we give some lemmas as preparations.

The following lemma which will be often used in Section 6.2 gives a sufficient condition for a special kind of stochastic process to be a martingale.

Lemma 6.1. *Suppose $\{M_t\}_{t \geq 0}$ is a continuous local martingale with respect to $\{\mathcal{F}_t\}_{t \geq 0}$. If $\{\phi_t\}_{t \geq 0}$ is a \mathcal{F} -progressively*

measurable process such that

$$E \left[\exp \left(\frac{1}{2} \int_0^t \phi_u^2 d[M]_u \right) \right] < \infty, \forall t \geq 0, \quad (40)$$

then

$$Z_t \triangleq \exp \left(\int_0^t \phi_u dM_u - \frac{1}{2} \int_0^t \phi_u^2 d[M]_u \right), \forall t \geq 0,$$

is a martingale with respect to \mathcal{F} .

Proof. First note that

$$E \left[\frac{1}{2} \int_0^t \phi_u^2 d[M]_u \right] < E \left[\exp \left(\frac{1}{2} \int_0^t \phi_u^2 d[M]_u \right) \right] < \infty, \forall t \geq 0,$$

therefore $\int_0^t \phi_u dM_u, \forall t \geq 0$ is well-defined. By Itô's lemma, $\{Z_t\}_{t \geq 0}$ is a local martingale obviously. Hence there is a sequence of stopping times $\{\tau_n\}_{n \geq 1}$ satisfy $\tau_1 < \tau_2 < \dots < \tau_n < \dots, \lim_{n \rightarrow \infty} \tau_n = \infty$ and

$$Z_t^n \triangleq Z_{t \wedge \tau_n}, \forall t \geq 0,$$

is a martingale. Consequently, $E[Z_t^n | \mathcal{F}_s] = Z_s^n, \forall t \geq s$. Observe that $Z^n, \forall n \geq 1$ are always positive, then $E[Z_t | \mathcal{F}_s] \leq Z_s, \forall t \geq s$ according to Fatou's lemma, i.e., Z is a supermartingale. From (40) and Karatzas and Shreve (2012)[Chapter 3, Proposition 5.12], we have

$$E[Z_t] = 1, \forall t \geq 0,$$

which implies Z is a martingale immediately. □

Before going further, we first introduce the condition (E) as follows:

(E) For any \mathcal{F}^T -progressively measurable processes $\{\phi_t^1\}_{t \geq 0}$ and $\{\phi_t^2\}_{t \geq 0}$ that guarantee

$$E \left[\exp \left(\frac{1}{2} \int_0^\infty (\phi_u^1)^2 dT_u + \frac{1}{2} \int_0^\infty (\phi_u^2)^2 dS_u \right) \right] < \infty, \quad (41)$$

we have

$$E \left[\exp \left(\int_0^\infty \phi_u^1 dX_{T_u} + \int_0^\infty \phi_u^2 dY_{S_u} \right) \middle| \mathcal{F}_\infty^T \right] = \exp \left(\frac{1}{2} \int_0^\infty (\phi_u^1)^2 dT_u + \frac{1}{2} \int_0^\infty (\phi_u^2)^2 dS_u \right).$$

Next, we establish an equivalence relation between the condition (E) and the independency of X, Y and T by Lemma 6.2. Then in Section 6.2 we complete the proofs of Theorem 2.2 and Proposition 2.1 through the condition (E). Besides, Lemma 6.2 also give other two necessary conditions for the independency of X, Y and T , which will be used in the proof of Corollary 3.1 and Theorem 2.2 respectively.

Lemma 6.2. Suppose $(X_t, Y_t)_{t \geq 0}$ is a 2-dimensional standard Brownian motion and $\{T_t\}_{t \geq 0}, \{S_t\}_{t \geq 0}$ are two increasing processes with $T_t + S_t = t, \forall t \geq 0$. If X, Y and T are mutually independent, then we have the following consequences:

- (i) the condition (E) holds;
- (ii) $\mathcal{F}_\infty^{X_T} \perp \mathcal{F}_t^{Y_S} | \mathcal{F}_t^{X_T}$ and $\mathcal{F}_\infty^{X_T} \perp \mathcal{F}_\infty^{Y_S} | \mathcal{F}_t^{Y_S}$;
- (iii) $\{X_{T_t}\}_{t \geq 0}$ and $\{Y_{S_t}\}_{t \geq 0}$ are martingales with respect to $\{\mathcal{F}_t^{B,W} \vee \mathcal{F}_\infty^T\}_{t \geq 0}$.

Moreover, if (X, Y, T) is a triplet of common decomposition, i.e. the conditions in Theorem 2.1 hold, then the statement (i) is also sufficient for the independency property of X, Y and T .

Proof. We first prove the statements (i), (ii) and (iii).

- (i) Let τ and ζ be the inverse of T and S as defined in (4), and ϕ^1, ϕ^2 be any progressively measurable processes satisfy (41). Define Φ_u^1 and Φ_u^2 as follows,

$$\Phi_u^1 \triangleq \phi_{\tau_u}^1 1_{\{u \leq T_\infty\}}, \quad \Phi_u^2 \triangleq \phi_{\zeta_u}^2 1_{\{u \leq S_\infty\}}.$$

Then

$$\int_0^\infty (\Phi_u^1)^2 du = \int_0^{T_\infty} (\phi_{\tau_u}^1)^2 du = \int_0^\infty (\phi_u^1)^2 dT_u, \quad \int_0^\infty (\Phi_u^2)^2 du = \int_0^{S_\infty} (\phi_{\zeta_u}^2)^2 du = \int_0^\infty (\phi_u^2)^2 dS_u, \quad (42)$$

and by (41),

$$\begin{aligned} E \left[\frac{1}{2} \int_0^\infty (\Phi_u^1)^2 du + \frac{1}{2} \int_0^\infty (\Phi_u^2)^2 du \right] &= E \left[\frac{1}{2} \int_0^\infty (\phi_u^1)^2 dT_u + \frac{1}{2} \int_0^\infty (\phi_u^2)^2 dS_u \right] \\ &\leq E \exp \left(\frac{1}{2} \int_0^\infty (\phi_u^1)^2 dT_u + \frac{1}{2} \int_0^\infty (\phi_u^2)^2 dS_u \right) < \infty. \end{aligned}$$

Hence $\int_0^\infty \Phi_u^1 dX_u$ and $\int_0^\infty \Phi_u^2 dY_u$ are well defined and

$$\int_0^\infty \Phi_u^1 dX_u = \int_0^{T_\infty} \phi_{\tau_u}^1 dX_u = \int_0^\infty \phi_u^1 dX_{T_u}, \quad \int_0^\infty \Phi_u^2 dY_u = \int_0^{S_\infty} \phi_{\zeta_u}^2 dY_u = \int_0^\infty \phi_u^2 dY_{S_u}. \quad (43)$$

Observe that X and Y are martingales with respect to $\{\mathcal{F}_t^X \vee \mathcal{F}_t^Y \vee \mathcal{F}_\infty^T\}_{t \geq 0}$ by the independency of X, Y, T , and $E \exp \left(\frac{1}{2} \int_0^\infty (\Phi_u^1)^2 du + \frac{1}{2} \int_0^\infty (\Phi_u^2)^2 du \right) < \infty$ according to (41) and (42), thus by Lemma 6.1,

$$\left\{ \exp \left(\int_0^t \Phi_u^1 dX_u + \int_0^t \Phi_u^2 dY_u - \frac{1}{2} \int_0^t (\Phi_u^1)^2 du - \frac{1}{2} \int_0^t (\Phi_u^2)^2 du \right) \right\}_{t \geq 0}$$

is a martingale. Consequently

$$E \left[\exp \left(\int_0^\infty \Phi_u^1 dX_u + \int_0^\infty \Phi_u^2 dY_u - \frac{1}{2} \int_0^\infty (\Phi_u^1)^2 du - \frac{1}{2} \int_0^\infty (\Phi_u^2)^2 du \right) \middle| \mathcal{F}_\infty^T \right] = 1. \quad (44)$$

Substituting (42) and (43) into (44), we have

$$E \left[\exp \left(\int_0^\infty \phi_u^1 dX_{T_u} + \int_0^\infty \phi_u^2 dY_{S_u} - \frac{1}{2} \int_0^\infty (\phi_u^1)^2 dT_u - \frac{1}{2} \int_0^\infty (\phi_u^2)^2 dS_u \right) \middle| \mathcal{F}_\infty^T \right] = 1.$$

Note that $\exp \left(\frac{1}{2} \int_0^\infty (\phi_u^1)^2 dT_u + \frac{1}{2} \int_0^\infty (\phi_u^2)^2 dS_u \right)$ is measurable with \mathcal{F}_∞^T , and the desired result holds immediately.

- (ii) First note that, when X, Y, T are independent, by the former result, the condition (E) is true. As a direct consequence of the condition (E), $\mathcal{F}_t^{X,T}$ and $\mathcal{F}_t^{Y,S}$ is conditional independent given $\mathcal{F}_t^T, \forall t \in [0, +\infty]$. Thus for

every $\mathcal{F}_t^{Y_S}$ -measurable random variable η , $E[\eta|\mathcal{F}_t^{X_T} \vee \mathcal{F}_t^T] = E[\eta|\mathcal{F}_t^T]$. Furthermore, by the truth $\mathcal{F}_t^T \subset \mathcal{F}_t^{X_T}$, $\forall t \in [0, +\infty]$, we have

$$E[\eta|\mathcal{F}_t^T] = E[\eta|\mathcal{F}_t^{X_T}], \forall t \in [0, +\infty]. \quad (45)$$

To prove the result of this part, i.e., $\mathcal{F}_t^{Y_S}$ and $\mathcal{F}_\infty^{X_T}$ are conditional independent given $\mathcal{F}_t^{X_T}$, it is sufficient to prove that for any \mathcal{F}^T -progressively measurable process ϕ satisfying (41), the following equation holds

$$E \left[\exp \left(\int_0^t \phi_u dY_{S_u} \right) \middle| \mathcal{F}_\infty^{X_T} \right] = E \left[\exp \left(\int_0^t \phi_u dY_{S_u} \right) \middle| \mathcal{F}_t^{X_T} \right].$$

By (45),

$$E \left[\exp \left(\int_0^t \phi_u dY_{S_u} \right) \middle| \mathcal{F}_\infty^{X_T} \right] = E \left[\exp \left(\int_0^t \phi_u dY_{S_u} \right) \middle| \mathcal{F}_\infty^T \right] = \exp \left(\frac{1}{2} \int_0^t (\phi_u)^2 dS_u \right).$$

where the second equality comes from the condition (E) immediately. Since $\exp \left(\frac{1}{2} \int_0^t (\phi_u)^2 dS_u \right) \in \mathcal{F}_t^T$, applying (45) again, we have

$$\begin{aligned} E \left[\exp \left(\int_0^t \phi_u dY_{S_u} \right) \middle| \mathcal{F}_t^{X_T} \right] &= E \left[\exp \left(\int_0^t \phi_u dY_{S_u} \right) \middle| \mathcal{F}_t^T \right] = \exp \left(\frac{1}{2} \int_0^t (\phi_u)^2 dS_u \right) \\ &= E \left[\exp \left(\int_0^t \phi_u dY_{S_u} \right) \middle| \mathcal{F}_\infty^{X_T} \right], \end{aligned}$$

which is the desired conclusion. By similar proofs, we have $\mathcal{F}_t^{X_T} \perp \mathcal{F}_\infty^{Y_S} | \mathcal{F}_t^{Y_S}$.

- (iii) Given \mathcal{F}_∞^T , for any $n, m \in \mathbb{N}$ and $0 \leq t_1 \leq \dots \leq t_n \leq t, 0 \leq s_1 \leq \dots \leq s_m \leq t$, we can obtain the characteristic functions of $X_{T_{u+t}} - X_{T_t}$, $\{X_{T_{t_1}}, \dots, X_{T_{t_n}}\}$ and $\{Y_{S_{s_1}}, \dots, Y_{S_{s_m}}\}$ respectively according to the condition (E) by some special ϕ^1 and ϕ^2 . Besides, the condition (E) also gives the joint characteristic function of them, which implies the mutual independency of $X_{T_{u+t}} - X_{T_t}$, $\{X_{T_{t_1}}, \dots, X_{T_{t_n}}\}$ and $\{Y_{S_{s_1}}, \dots, Y_{S_{s_m}}\}$. By the arbitrary chosen for $t_i, 1 \leq i \leq n$ and $s_j, 1 \leq j \leq m$, we have $X_{T_{u+t}} - X_{T_t}$, $\mathcal{F}_t^{X_T}$ and $\mathcal{F}_t^{Y_S}$ are mutually independent. Hence,

$$E \left[X_{T_{u+t}} - X_{T_t} | \mathcal{F}_t^{X_T} \vee \mathcal{F}_t^{Y_S} \vee \mathcal{F}_\infty^T \right] = E \left[X_{T_{u+t}} - X_{T_t} | \mathcal{F}_\infty^T \right] = 0.$$

Observe that $\mathcal{F}_t^{X_T} \vee \mathcal{F}_t^{Y_S} = \mathcal{F}^{B,W}$, thus X_{T_t} is a martingale with $\mathcal{F}_t^{B,W} \vee \mathcal{F}_\infty^T$. The same arguments hold for Y_S .

In the following, we prove that if the conditions in Theorem 2.1 hold, then the condition (E) is a sufficient condition for the independency of X, Y and T .

For $\forall n, m \in \mathbb{N}$, and $0 = t_0 < t_1 < \dots < t_n, 0 = s_0 < s_1 < \dots < s_m$, we consider the joint distribution of $\{X_{t_1}, \dots, X_{t_n}, Y_{s_1}, \dots, Y_{s_m}\}$ conditional on \mathcal{F}_∞^T by calculating

$$E \left[\exp \left(\sum_{i=1}^n \theta_i^1 (X_{t_i} - X_{t_{i-1}}) + \sum_{j=1}^m \theta_j^2 (Y_{s_j} - Y_{s_{j-1}}) \right) \middle| \mathcal{F}_\infty^T \right], \quad (46)$$

where $\theta_i^1, \theta_j^2 \in \mathbb{R}, i = 1, 2, \dots, n, j = 1, 2, \dots, m$.

Define

$$\Phi_u^1 = \sum_{i=1}^n \theta_i^1 1_{\{t_{i-1} \leq u < t_i\}}, \quad \Phi_u^2 = \sum_{j=1}^m \theta_j^2 1_{\{s_{j-1} \leq u < s_j\}}.$$

It is easy to verify $\int_0^\infty \Phi_u^1 dX_u = \sum_{i=1}^n \theta_i^1 (X_{t_i} - X_{t_{i-1}})$, $\int_0^\infty \Phi_u^2 dY_u = \sum_{j=1}^m \theta_j^2 (Y_{s_j} - Y_{s_{j-1}})$ and

$$E \left[\exp \left(\int_0^\infty (\Phi_{T_u}^1)^2 dT_u + \int_0^\infty (\Phi_{S_u}^2)^2 dS_u \right) \right] < \infty, \quad E \left[\exp \left(\int_0^\infty (\Phi_u^1)^2 du + \int_0^\infty (\Phi_u^2)^2 du \right) \right] < \infty.$$

By definitions of X and Y (for simplicity, we set $\int_{T_\infty}^\infty \Phi_u^1 dX_u = 0$ when $T_\infty = \infty$), we have¹²

$$\int_0^\infty \Phi_u^1 dX_u = \int_0^{T_\infty} \Phi_u^1 dX_u + \int_{T_\infty}^\infty \Phi_u^1 dX_u = \int_0^\infty \Phi_{T_u}^1 dX_{T_u} + \int_0^\infty \Phi_{u+T_\infty}^1 d\tilde{X}_u, \quad (47)$$

$$\int_0^\infty \Phi_u^2 dY_u = \int_0^{S_\infty} \Phi_u^2 dY_u + \int_{S_\infty}^\infty \Phi_u^2 dY_u = \int_0^\infty \Phi_{S_u}^2 dY_{S_u} + \int_0^\infty \Phi_{u+S_\infty}^2 d\tilde{Y}_u. \quad (48)$$

Thus

$$\begin{aligned} & E \left[\exp \left(\int_0^\infty \Phi_u^1 dX_u + \int_0^\infty \Phi_u^2 dY_u \right) \middle| \mathcal{F}_\infty^T \right] \\ &= E \left[\exp \left(\int_0^\infty \Phi_{T_u}^1 dX_{T_u} + \int_0^\infty \Phi_{u+T_\infty}^1 d\tilde{X}_u + \int_0^\infty \Phi_{S_u}^2 dY_{S_u} + \int_0^\infty \Phi_{u+S_\infty}^2 d\tilde{Y}_u \right) \middle| \mathcal{F}_\infty^T \right] \\ &= E \left[E \left[\exp \left(\int_0^\infty \Phi_{T_u}^1 dX_{T_u} + \int_0^\infty \Phi_{u+T_\infty}^1 d\tilde{X}_u + \int_0^\infty \Phi_{S_u}^2 dY_{S_u} + \int_0^\infty \Phi_{u+S_\infty}^2 d\tilde{Y}_u \right) \middle| \mathcal{F}_\infty^{X_T} \vee \mathcal{F}_\infty^{Y_S} \right] \middle| \mathcal{F}_\infty^T \right] \\ &= E \left[\exp \left(\int_0^\infty \Phi_{T_u}^1 dX_{T_u} + \int_0^\infty \Phi_{S_u}^2 dY_{S_u} \right) E \left[\exp \left(\int_0^\infty \Phi_{u+T_\infty}^1 d\tilde{X}_u + \int_0^\infty \Phi_{u+S_\infty}^2 d\tilde{Y}_u \right) \middle| \mathcal{F}_\infty^{X_T} \vee \mathcal{F}_\infty^{Y_S} \right] \middle| \mathcal{F}_\infty^T \right]. \quad (49) \end{aligned}$$

It is not difficult to verify that $\left\{ \int_0^t \Phi_{u+T_\infty}^1 d\tilde{X}_u + \int_0^t \Phi_{u+S_\infty}^2 d\tilde{Y}_u \right\}_{t \geq 0}$ is a continuous local martingale with respect to $\left\{ \mathcal{F}_\infty^T \vee \mathcal{F}_\infty^{X_T} \vee \mathcal{F}_\infty^{Y_S} \vee \mathcal{F}_t^{\tilde{X}} \vee \mathcal{F}_t^{\tilde{Y}} \right\}_{t \geq 0}$ and $E \left[\exp \left(\frac{1}{2} \int_0^\infty (\Phi_{u+T_\infty}^1)^2 du + \frac{1}{2} \int_0^\infty (\Phi_{u+S_\infty}^2)^2 du \right) \right] < \infty$. Then according to Lemma 6.1, $\left\{ \exp \left(\int_0^t \Phi_{u+T_\infty}^1 d\tilde{X}_u + \int_0^t \Phi_{u+S_\infty}^2 d\tilde{Y}_u - \frac{1}{2} \int_0^t (\Phi_{u+T_\infty}^1)^2 du - \frac{1}{2} \int_0^t (\Phi_{u+S_\infty}^2)^2 du \right) \right\}_{t \geq 0}$ is a martingale. Hence,

$$\begin{aligned} & E \left[\exp \left(\int_0^\infty \Phi_{u+T_\infty}^1 d\tilde{X}_u + \int_0^\infty \Phi_{u+S_\infty}^2 d\tilde{Y}_u \right) \middle| \mathcal{F}_\infty^T \vee \mathcal{F}_\infty^{X_T} \vee \mathcal{F}_\infty^{Y_S} \right] \\ &= \exp \left(\frac{1}{2} \int_0^\infty (\Phi_{u+T_\infty}^1)^2 du + \frac{1}{2} \int_0^\infty (\Phi_{u+S_\infty}^2)^2 du \right). \quad (50) \end{aligned}$$

Substituting (50) into (49), we have

$$\begin{aligned} & E \left[\exp \left(\int_0^\infty \Phi_u^1 dX_u + \int_0^\infty \Phi_u^2 dY_u \right) \middle| \mathcal{F}_\infty^T \right] \\ &= \exp \left(\frac{1}{2} \int_0^\infty (\Phi_{u+T_\infty}^1)^2 du + \frac{1}{2} \int_0^\infty (\Phi_{u+S_\infty}^2)^2 du \right) E \left[\exp \left(\int_0^\infty \Phi_{T_u}^1 dX_{T_u} + \int_0^\infty \Phi_{S_u}^2 dY_{S_u} \right) \middle| \mathcal{F}_\infty^T \right]. \end{aligned}$$

¹²In the proofs of this section and Section 6.3, the time-change formula for stochastic integral such as (47) and (48) will be often used. If the stochastic integral is well-defined and the integrand is progressively measurable, then the time-change formula for stochastic integral is available, in which the conditions are quite relaxed. For more details, please refer to Karatzas and Shreve (2012)[Chapter 3, Proposition 4.8] or Revuz and Yor (2013)[Chapter V, Proposition 1.5].

Then from the condition (E), we obtain

$$\begin{aligned}
& E \left[\exp \left(\int_0^\infty \Phi_u^1 dX_u + \int_0^\infty \Phi_u^2 dY_u \right) \middle| \mathcal{F}_\infty^T \right] \\
&= \exp \left(\frac{1}{2} \int_0^\infty (\Phi_{u+T_\infty}^1)^2 du + \frac{1}{2} \int_0^\infty (\Phi_{u+S_\infty}^2)^2 du \right) \exp \left(\frac{1}{2} \int_0^\infty (\Phi_{T_u}^1)^2 dT_u + \frac{1}{2} \int_0^\infty (\Phi_{S_u}^2)^2 dS_u \right) \\
&= \exp \left(\frac{1}{2} \left\{ \int_0^{T_\infty} (\Phi_u^1)^2 du + \int_0^{S_\infty} (\Phi_u^2)^2 du + \int_{T_\infty}^\infty (\Phi_u^1)^2 du + \int_{S_\infty}^\infty (\Phi_u^2)^2 du \right\} \right) \\
&= \exp \left(\frac{1}{2} \int_0^\infty (\Phi_u^1)^2 du + \frac{1}{2} \int_0^\infty (\Phi_u^2)^2 du \right).
\end{aligned}$$

By the definition of Φ^1 and Φ^2 , the previous equation comes to

$$E \left[\exp \left(\sum_{i=1}^n \theta_i^1 (X_{t_i} - X_{t_{i-1}}) + \sum_{j=1}^m \theta_j^2 (Y_{s_j} - Y_{s_{j-1}}) \right) \middle| \mathcal{F}_\infty^T \right] = \exp \left(\sum_{i=1}^n \frac{1}{2} (\theta_i^1)^2 (t_i - t_{i-1}) + \sum_{j=1}^m \frac{1}{2} (\theta_j^2)^2 (s_j^2 - s_{j-1}^2) \right),$$

which implies X and Y are independent and \mathcal{F}_∞^T does not affect the distribution of $\{X_t, Y_t\}_{t \geq 0}$. Hence, $\{X_t\}_{t \geq 0}$, $\{Y_t\}_{t \geq 0}$ and $\{T_t\}_{t \geq 0}$ are mutually independent. \square

Note that the condition (E) is actually equivalence with the independency of X , Y and T under the conditions in Theorem 2.1.

Lemma 6.3 is a generalization of Girsanov Theorem, and it may be useful in the proof of Proposition 2.1.

Lemma 6.3. *Suppose $\{X_t\}_{t \geq 0}$ is a Brownian motion and $\{T_t\}_{t \geq 0}$ is a nondecreasing stochastic process independent with $\{X_t\}_{t \geq 0}$. Given $\{\phi_t\}_{t \geq 0}$ and $\{\theta_t\}_{t \geq 0}$, which are progressively measurable with $\{\mathcal{F}_t^T\}_{t \geq 0}$ and*

$$E \left[\exp \left(\frac{1}{2} \int_0^t (\phi_u)^2 dT_u \right) \right] < \infty, E \left[\exp \left(\frac{1}{2} \int_0^t (\theta_u)^2 dT_u \right) \right] < \infty, \forall t \geq 0,$$

let

$$X_t^\phi = X_t - \int_0^t \phi_{\tau_u} du, \tau_t = \inf\{u : T_t \geq u\}.$$

Then we have

$$E \left[\exp \left(\int_0^{t \wedge T_t} \theta_{\tau_u} dX_u^\phi \right) \exp \left(\int_0^{t \wedge T_t} \phi_{\tau_u} dX_u - \frac{1}{2} \int_0^{t \wedge T_t} (\phi_{\tau_u})^2 du \right) \middle| \mathcal{F}_\infty^T \right] = \exp \left(\frac{1}{2} \int_0^{t \wedge T_t} (\theta_{\tau_u})^2 du \right).$$

Proof. Given t , from

$$E \exp \left(\frac{1}{2} \int_0^{s \wedge T_t} (\phi_{\tau_u})^2 du \right) \leq E \exp \left(\frac{1}{2} \int_0^{T_t} (\phi_{\tau_u})^2 du \right) = E \exp \left(\frac{1}{2} \int_0^t (\phi_u)^2 dT_u \right) < \infty,$$

and Lemma 6.1 we have $\left\{ \exp \left(\int_0^{s \wedge T_t} \phi_{\tau_u} dX_u - \frac{1}{2} \int_0^{s \wedge T_t} (\phi_{\tau_u})^2 du \right) \right\}_{s \geq 0}$ is a martingale with respect to $\{\mathcal{F}_s^X \vee \mathcal{F}_\infty^T\}_{s \geq 0}$.

Let

$$\frac{d\mathbb{Q}}{d\mathbb{P}} \middle| \mathcal{F}_s^X \vee \mathcal{F}_\infty^T = \exp \left(\int_0^{s \wedge T_t} \phi_{\tau_u} dX_u - \frac{1}{2} \int_0^{s \wedge T_t} (\phi_{\tau_u})^2 du \right).$$

Note that X is a Brownian motion with respect to $\{\mathcal{F}_s^X \vee \mathcal{F}_\infty^T\}_{s \geq 0}$, then by Girsanov theorem,

$$\tilde{X}_s^\phi \triangleq X_s - \int_0^{s \wedge T_t} \phi_{\tau_u} du, 0 \leq s \leq t,$$

is a Brownian motion with $\{\mathcal{F}_s^X \vee \mathcal{F}_\infty^T\}_{s \geq 0}$ under probability measure \tilde{Q} . Hence $\left\{ \exp \left(\int_0^s \theta_{\tau_u} d\tilde{X}_u^\phi - \frac{1}{2} \int_0^s (\theta_{\tau_u})^2 du \right) \right\}_{0 \leq s \leq t}$ is a martingale under \tilde{Q} , then by optional stopping theorem¹³, we obtain

$$E^{\tilde{Q}} \left[\exp \left(\int_0^{t \wedge T_t} \theta_{\tau_u} d\tilde{X}_u^\phi - \frac{1}{2} \int_0^{t \wedge T_t} (\theta_{\tau_u})^2 du \right) \middle| \mathcal{F}_\infty^T \right] = 1,$$

i.e.,

$$E^P \left[\exp \left(\int_0^{t \wedge T_t} \theta_{\tau_u} d\tilde{X}_u^\phi \right) \exp \left(\int_0^{t \wedge T_t} \phi_{\tau_u} dX_u - \frac{1}{2} \int_0^{t \wedge T_t} (\phi_{\tau_u})^2 du \right) \middle| \mathcal{F}_\infty^T \right] = \exp \left(\frac{1}{2} \int_0^{t \wedge T_t} (\theta_{\tau_u})^2 du \right).$$

Note that $\tilde{X}_s^\phi = X_s^\phi, \forall s \in [0, t \wedge T_t]$, thus we get desired result immediately. \square

6.2 Proofs of Results in Section 2

First we prove Theorem 2.1.

Proof of Theorem 2.1. We prove (i) first. Note that $\frac{B+W}{2}$ and $\frac{B-W}{2}$ are continuous martingales and

$$[X_T, Y_S]_t = \left[\frac{B+W}{2}, \frac{B-W}{2} \right]_t = \frac{1}{16} ([2B, 2B]_t - [2W, 2W]_t) = 0.$$

By the definitions of τ and ς ,

$$\tau_t = \inf \left\{ u : \left[\frac{B+W}{2}, \frac{B+W}{2} \right]_u > t \right\}, \quad \varsigma_t = \inf \left\{ u : \left[\frac{B-W}{2}, \frac{B-W}{2} \right]_u > t \right\}.$$

Then according to Revuz and Yor (2013)[Chapter V, Theorem 1.10], $\{X_t\}_{t \geq 0}$ and $\{Y_t\}_{t \geq 0}$ are two independent Brownian motions.

As for (ii), (2) implies $[B, W]$ is absolutely continuous with respect to t , hence is derivable. Then (1) leads to the result immediately. \square

Next, we prove Theorem 2.2 through Lemma 6.2.

Proof of Theorem 2.2. For the ‘‘if’’ part: since $\mathcal{F}_\infty^B \perp \mathcal{F}_\infty^T \middle| \mathcal{F}_t^{B,W}$ and $\mathcal{F}_t^{B,W} \subset \mathcal{F}_t$,

$$E \left[B_t - B_s \middle| \mathcal{F}_\infty^T \vee \mathcal{F}_s^{B,W} \right] = E \left[B_t - B_s \middle| \mathcal{F}_s^{B,W} \right] = 0, \quad (51)$$

therefore the process B is a martingale with respect to $\{\mathcal{F}_t^{B,W} \vee \mathcal{F}_\infty^T\}_{t \geq 0}$, so is the process W by similar analysis.

As a consequence, $X_{T_t} = \frac{B_t + W_t}{2}$ and $Y_{S_t} = \frac{B_t - W_t}{2}$ are martingales with respect to the same filtration. So for any \mathcal{F}^T -progressively measurable processes ϕ^1, ϕ^2 satisfying (41),

$$D_t^\phi \triangleq \exp \left(\int_0^t \phi_u^1 dX_{T_u} + \int_0^t \phi_u^2 dY_{S_u} - \frac{1}{2} \int_0^t (\phi_u^1)^2 dT_u - \frac{1}{2} \int_0^t (\phi_u^2)^2 dS_u \right), \quad t \in [0, +\infty)$$

¹³In Girsanov theorem, we need to determine an upper bound t in advance, then \tilde{X}^ϕ is a Brownian motion with $\{\mathcal{F}_s^X \vee \mathcal{F}_\infty^T\}_{0 \leq s \leq t}$ in $[0, t]$. Thanks to $0 \leq t \wedge T_t \leq t$, optional stopping theorem for $t \wedge T_t$ remains valid.

is a martingale with respect to $\{\mathcal{F}_t^{B,W} \vee \mathcal{F}_\infty^T\}_{t \geq 0}$ by Lemma 6.1. Moreover,

$$E \left[\left(\frac{1}{2} \int_0^\infty (\phi_u^1)^2 dT_u + \frac{1}{2} \int_0^\infty (\phi_u^2)^2 dS_u \right) \right] < E \left[\exp \left(\frac{1}{2} \int_0^\infty (\phi_u^1)^2 dT_u + \frac{1}{2} \int_0^\infty (\phi_u^2)^2 dS_u \right) \right] < \infty$$

implies D_∞^ϕ exists. Thus

$$E[D_\infty^\phi | \mathcal{F}_0^{B,W} \vee \mathcal{F}_\infty^T] = D_0^\phi = 1,$$

i.e.

$$E \left[\exp \left(\int_0^\infty \phi_u^1 dX_{T_u} + \int_0^\infty \phi_u^2 dY_{S_u} \right) | \mathcal{F}_\infty^T \right] = \exp \left(\frac{1}{2} \int_0^\infty (\phi_u^1)^2 dT_u + \frac{1}{2} \int_0^\infty (\phi_u^2)^2 dS_u \right).$$

According to Lemma 6.2, the desired result is obtained.

For the “only if” part: if $\{X_t\}_{t \geq 0}$, $\{Y_t\}_{t \geq 0}$ and $\{T_t\}_{t \geq 0}$ are independent, by Lemma 6.2, $\{X_{T_t}\}_{t \geq 0}$ and $\{Y_{S_t}\}_{t \geq 0}$ are martingales with respect to $\mathcal{F}_t^{B,W} \vee \mathcal{F}_\infty^T$.

Consequently, $B_t = X_{T_t} + Y_{S_t}$, $W_t = X_{T_t} - Y_{S_t}$, are martingales with respect to $\mathcal{F}_t^{B,W} \vee \mathcal{F}_\infty^T$. Since $[B, B]_t = [W, W]_t = t$, B_t and W_t are Brownian motions with respect to $\mathcal{F}_t^{B,W} \vee \mathcal{F}_\infty^T$ according to Lévy characterisation.

On the other hand, B_t and W_t are Brownian motions with respect to $\mathcal{F}_t^{B,W}$ as well. That is to say, for any $t \geq 0$, the conditional distribution of the process B given $\mathcal{F}_t^{B,W} \vee \mathcal{F}_\infty^T$ is coincident with its conditional distribution given $\mathcal{F}_t^{B,W}$. Then we can conclude that $\mathcal{F}_\infty^B \perp \mathcal{F}_\infty^T | \mathcal{F}_t^{B,W}$. Similarly, $\mathcal{F}_\infty^W \perp \mathcal{F}_\infty^T | \mathcal{F}_t^{B,W}$. \square

In the following, we complete the proof of Proposition 2.1.

Proof of Proposition 2.1. We prove that the independency of X , Y and T is equivalent with the condition (C2), then from Theorem 2.2, we have the condition (C1) is equivalent with the condition (C2).

For the “ \Rightarrow ” part: It is obvious that D_t^ϕ is a martingale from Lemma 6.1.

Suppose $\theta_t^i, i = 1, 2$ are bounded determined processes, then

$$\begin{aligned} & E^Q \left[\exp \left(\int_0^t \theta_u^1 dX_{T_u}^\phi + \int_0^t \theta_u^2 dY_{S_u}^\phi \right) \right] = E^P \left[\exp \left(\int_0^t \theta_u^1 dX_{T_u}^\phi + \int_0^t \theta_u^2 dY_{S_u}^\phi \right) D_t^\phi \right] \\ & = E^P \left[\exp \left(\int_0^t \theta_u^1 dX_{T_u}^\phi \right) \exp \left(\int_0^t \theta_u^2 dY_{S_u}^\phi - \frac{1}{2} \int_0^t (\theta_u^2)^2 dS_u \right) \right. \\ & \quad \left. E^P \left[\exp \left(\int_0^t \theta_u^2 dY_{S_u}^\phi \right) \exp \left(\int_0^t \theta_u^2 dY_{S_u}^\phi - \frac{1}{2} \int_0^t (\theta_u^2)^2 dS_u \right) | \mathcal{F}_\infty^T \vee \mathcal{F}_\infty^X \right] \right]. \end{aligned} \quad (52)$$

According to the independency of X, Y, T , we have

$$\begin{aligned} & E^P \left[\exp \left(\int_0^t \theta_u^2 dY_{S_u}^\phi \right) \exp \left(\int_0^t \theta_u^2 dY_{S_u}^\phi - \frac{1}{2} \int_0^t (\theta_u^2)^2 dS_u \right) | \mathcal{F}_\infty^T \vee \mathcal{F}_\infty^X \right] \\ & = E^P \left[\exp \left(\int_0^t \theta_u^2 dY_{S_u}^\phi \right) \exp \left(\int_0^t \theta_u^2 dY_{S_u}^\phi - \frac{1}{2} \int_0^t (\theta_u^2)^2 dS_u \right) | \mathcal{F}_\infty^T \right] \\ & = E^P \left[\exp \left(\int_0^{S_t} \theta_{\zeta_u}^2 dY_u^\phi \right) \exp \left(\int_0^{S_t} \theta_{\zeta_u}^2 dY_u^\phi - \frac{1}{2} \int_0^{S_t} (\theta_{\zeta_u}^2)^2 du \right) | \mathcal{F}_\infty^T \right], \end{aligned} \quad (53)$$

where $Y_t^\phi = Y_t - \int_0^{S_t} \phi_{S_u}^2 dS_u = Y_t - \int_0^t \phi_{S_u}^2 du$. Observe that $t \wedge S_t = S_t$, then from Lemma 6.3 we have

$$\begin{aligned}
& E^P \left[\exp \left(\int_0^{S_t} \theta_{S_u}^2 dY_u^\phi \right) \exp \left(\int_0^{S_t} \phi_{S_u}^2 dY_u - \frac{1}{2} \int_0^{S_t} (\phi_{S_u}^2)^2 du \right) \middle| \mathcal{F}_\infty^T \right] \\
&= \exp \left(\frac{1}{2} \int_0^{S_t} (\theta_{S_u}^2)^2 du \right) = E^P \left[\exp \left(\int_0^{S_t} \theta_{S_u}^2 dY_u \right) \middle| \mathcal{F}_\infty^T \right] = E^P \left[\exp \left(\int_0^{S_t} \theta_{S_u}^2 dY_u \right) \middle| \mathcal{F}_\infty^T \vee \mathcal{F}_\infty^X \right] \\
&= E^P \left[\exp \left(\int_0^t \theta_u^2 dY_{S_u} \right) \middle| \mathcal{F}_\infty^T \vee \mathcal{F}_\infty^X \right].
\end{aligned} \tag{54}$$

Substituting (53) and (54) into (52),

$$\begin{aligned}
& E^Q \left[\exp \left(\int_0^t \theta_u^1 dX_{T_u}^\phi + \int_0^t \theta_u^2 dY_{S_u}^\phi \right) \right] \\
&= E^P \left[\exp \left(\int_0^t \theta_u^1 dX_{T_u}^\phi \right) \exp \left(\int_0^t \phi_u^1 dX_{T_u} - \frac{1}{2} \int_0^t (\phi_u^1)^2 dT_u \right) E^P \left[\exp \left(\int_0^t \theta_u^2 dY_{S_u} \right) \middle| \mathcal{F}_\infty^T \vee \mathcal{F}_\infty^X \right] \right] \\
&= E^P \left[\exp \left(\int_0^t \theta_u^1 dX_{T_u}^\phi \right) \exp \left(\int_0^t \phi_u^1 dX_{T_u} - \frac{1}{2} \int_0^t (\phi_u^1)^2 dT_u \right) \exp \left(\int_0^t \theta_u^2 dY_{S_u} \right) \right] \\
&= E^P \left[\exp \left(\int_0^t \theta_u^2 dY_{S_u} \right) E^P \left[\exp \left(\int_0^t \theta_u^1 dX_{T_u}^\phi \right) \exp \left(\int_0^t \phi_u^1 dX_{T_u} - \frac{1}{2} \int_0^t (\phi_u^1)^2 dT_u \right) \middle| \mathcal{F}_\infty^T \vee \mathcal{F}_\infty^Y \right] \right].
\end{aligned}$$

Applying Lemma 6.3 to the former equation again, we obtain

$$\begin{aligned}
E^Q \left[\exp \left(\int_0^t \theta_u^1 dX_{T_u}^\phi + \int_0^t \theta_u^2 dY_{S_u}^\phi \right) \right] &= E^P \left[\exp \left(\int_0^t \theta_u^2 dY_{S_u} \right) E^P \left[\exp \left(\int_0^t \theta_u^1 dX_{T_u}^\phi \right) \middle| \mathcal{F}_\infty^T \vee \mathcal{F}_\infty^Y \right] \right] \\
&= E^P \left[\exp \left(\int_0^t \theta_u^1 dX_{T_u} + \int_0^t \theta_u^2 dY_{S_u} \right) \right].
\end{aligned}$$

If $\theta_i^i, i = 1, 2$ are complex, the proof remains valid, hence we have $(\tilde{X}^\phi, \tilde{Y}^\phi)_Q \stackrel{d}{=} (X_T, Y_S)_P$ immediately.

For the " \Leftarrow " part: Suppose $\{\phi_t^1\}_{t \geq 0}$ and $\{\phi_t^2\}_{t \geq 0}$ satisfy (41). Note that the range of $\{\phi_t^1\}_{t \geq 0}$ and $\{\phi_t^2\}_{t \geq 0}$ in (41) is smaller than the condition (C2), then

$$E \left[\left(\frac{1}{2} \int_0^\infty (\phi_u^1)^2 dT_u + \frac{1}{2} \int_0^\infty (\phi_u^2)^2 dS_u \right) \right] \leq E \left[\exp \left(\frac{1}{2} \int_0^\infty (\phi_u^1)^2 dT_u + \frac{1}{2} \int_0^\infty (\phi_u^2)^2 dS_u \right) \right] < \infty,$$

accordingly D_∞^ϕ exists. We first claim that

$$E^P[D_\infty^\phi | \mathcal{F}_\infty^T] = 1 \quad a.s..$$

To see this, we only need to prove for any $A \in \mathcal{F}_\infty^T$,

$$E^P[D_\infty^\phi 1_A] = P(A). \tag{55}$$

Let

$$\mathcal{D} \triangleq \{A \in \mathcal{F} | E^P[D_\infty^\phi 1_A] = P(A)\}, \quad \mathcal{P} \triangleq \left\{ \bigcap_{i=1}^n A_{t_i} \middle| A_{t_i} \in \sigma(T_{t_i}), n \geq 1, \forall t_1 < t_2 < \dots < t_n \right\},$$

note that $E^P[D_\infty^\phi] = 1$, so \mathcal{D} is a λ -system and obviously \mathcal{P} is a π -system, moreover, $\sigma(\mathcal{P}) = \mathcal{F}_\infty^T$. Suppose $A_{t_i} = \{T_{t_i} \in \mathcal{B}_i\}$, where \mathcal{B}_i is a Borel set, then for any $A = \bigcap_{i=1}^n A_{t_i} \in \mathcal{P}$ we have

$$E^P[D_\infty^\phi 1_A] = E^P[1_A E^P[D_\infty^\phi | \mathcal{F}_{t_n}]] = E^P[D_{t_n}^\phi 1_A]. \quad (56)$$

Since $(\tilde{X}^\phi, \tilde{Y}^\phi)_Q \stackrel{d}{=} (X_T, Y_S)_P$, and

$$[X_T]_t = X_{T_t}^2 - \int_0^t X_{T_u} dX_{T_u},$$

so we have $([\tilde{X}^\phi], [\tilde{Y}^\phi])_Q \stackrel{d}{=}} ([X_T], [Y_S])_P$, i.e., $(T, S)_Q \stackrel{d}{=} (T, S)_P$. Consequently,

$$P(A) = P(T_{t_i} \in \mathcal{B}_i, i = 1, 2, \dots, n) = Q(T_{t_i} \in \mathcal{B}_i, i = 1, 2, \dots, n) = E^Q[1_A] = E^P[D_{t_n}^\phi 1_A]. \quad (57)$$

From (56) and (57) we know that $\mathcal{P} \subset \mathcal{D}$. According to $\pi - \lambda$ theorem we can conclude

$$\mathcal{F}_\infty^T = \sigma(\mathcal{P}) \subset \mathcal{D},$$

hence, we have proved our claim (55). $E^P[D_\infty^\phi | \mathcal{F}_\infty^T] = 1$ implies

$$E \left[\exp \left(\int_0^\infty \phi_u^1 dX_{T_u} + \int_0^\infty \phi_u^2 dY_{S_u} \right) | \mathcal{F}_\infty^T \right] = \exp \left(\frac{1}{2} \int_0^\infty (\phi_u^1)^2 dT_u + \frac{1}{2} \int_0^\infty (\phi_u^2)^2 dS_u \right),$$

we complete proof by Lemma 6.2. □

We prove Proposition 2.2 by the equivalence of the condition (C3) and the condition (C1).

Proof of Proposition 2.2.

"(C1) \Rightarrow (C3)": According to $\mathcal{F}_\infty^B \perp \mathcal{F}_\infty^T | \mathcal{F}_t^{B,W}$ and (51), we have $\{B_t\}_{t \geq 0}$ is a martingale with respect to $\mathcal{F}_t^{B,W} \vee \mathcal{F}_\infty^T$. Because $\mathcal{F}_\infty^Z \perp \mathcal{F}_\infty^{B,W} \vee \mathcal{F}_\infty^T$ (actually, $\mathcal{F}_\infty^T \subset \mathcal{F}_\infty^{B,W}$), then for any $\xi \in \mathcal{F}_t^Z$,

$$E \left[\xi | \mathcal{F}_\infty^{B,W} \vee \mathcal{F}_\infty^T \right] = E[\xi] = E \left[\xi | \mathcal{F}_t^{B,W} \vee \mathcal{F}_\infty^T \right],$$

which is equivalent with $\mathcal{F}_t^Z \perp \mathcal{F}_\infty^{B,W} | \mathcal{F}_t^{B,W} \vee \mathcal{F}_\infty^T$. Hence,

$$E \left[B_t - B_s | \mathcal{F}_s^{B,W} \vee \mathcal{F}_\infty^T \vee \mathcal{F}_s^Z \right] = E \left[B_t - B_s | \mathcal{F}_s^{B,W} \vee \mathcal{F}_\infty^T \right] = 0,$$

and equivalently, $\{B_t\}_{t \geq 0}$ is a martingale with respect to $\{\mathcal{F}_t^{B,W} \vee \mathcal{F}_\infty^T \vee \mathcal{F}_t^Z\}_{t \geq 0}$. With the same arguments, $\{W_t\}_{t \geq 0}$ is a martingale with respect to $\mathcal{F}_t^{B,W} \vee \mathcal{F}_\infty^T \vee \mathcal{F}_t^Z$ as well. Obviously, $\{Z_t\}_{t \geq 0}$ is a martingale with respect to $\mathcal{F}_t^{B,W} \vee \mathcal{F}_\infty^T \vee \mathcal{F}_t^Z$, so from the definition of Z_t , we know $\{Z_t\}_{t \geq 0}$ is a martingale with respect to $\mathcal{F}_t^{B,W} \vee \mathcal{F}_\infty^T \vee \mathcal{F}_t^Z$ and $[Z]_t = t, [B, Z]_t = 0$. According to Lévy characterisation (see Shreve (2004)[Theorem 4.6.4]), $\{B_t\}_{t \geq 0}$ and $\{Z_t\}_{t \geq 0}$ are two independent Brownian motions with respect to $\mathcal{F}_t^{B,W} \vee \mathcal{F}_\infty^T \vee \mathcal{F}_t^Z$. Since $\{B_t\}_{t \geq 0}$ and $\{Z_t\}_{t \geq 0}$ are adapted with $\mathcal{F}_t^{B,W} \vee \mathcal{F}_t^Z \subset \mathcal{F}_t^{B,W} \vee \mathcal{F}_\infty^T \vee \mathcal{F}_t^Z$, so $\{B_t\}_{t \geq 0}$ and $\{Z_t\}_{t \geq 0}$ are also two independent Brownian motions with respect to $\mathcal{F}_t^{B,W} \vee \mathcal{F}_t^Z$. Consequently, the joint distribution of $\{B_t\}_{t \geq 0}$ and $\{Z_t\}_{t \geq 0}$ is the same under the condition of $\mathcal{F}_t^{B,W} \vee \mathcal{F}_\infty^T \vee \mathcal{F}_t^Z$ and $\mathcal{F}_t^{B,W} \vee \mathcal{F}_t^Z$, which implies

$$\mathcal{F}_\infty^Z \vee \mathcal{F}_\infty^B \perp \mathcal{F}_\infty^T | \mathcal{F}_t^{B,W} \vee \mathcal{F}_t^Z. \quad (58)$$

In (58), let $t = 0$ we obtain $\mathcal{F}_\infty^Z \vee \mathcal{F}_\infty^B \perp \mathcal{F}_\infty^T$. Note that $\{B_t\}_{t \geq 0}$ is also independent with $\{Z_t\}_{t \geq 0}$, hence we can conclude that $\{B_t\}_{t \geq 0}$, $\{Z_t\}_{t \geq 0}$ and $\{\rho_t\}_{t \geq 0}$ are mutually independent.

“(C3) \Rightarrow (C1)”: Note that $\mathcal{F}_t^{B,W} \subset \mathcal{F}_t^B \vee \mathcal{F}_t^Z \vee \mathcal{F}_t^T$, and obviously \mathcal{F}_∞^B , \mathcal{F}_∞^T and \mathcal{F}_t^Z are mutually independent given \mathcal{F}_t^B by the condition (C3). Then for any $\xi \in \mathcal{F}_\infty^B$,

$$E \left[\xi \middle| \mathcal{F}_t^{B,W} \right] = E \left[E[\xi | \mathcal{F}_t^B \vee \mathcal{F}_t^Z \vee \mathcal{F}_t^T] \middle| \mathcal{F}_t^{B,W} \right] = E \left[E[\xi | \mathcal{F}_t^B] \middle| \mathcal{F}_t^{B,W} \right] = E \left[\xi \middle| \mathcal{F}_t^B \right],$$

with similar approach we can prove $E \left[\xi \middle| \mathcal{F}_t^{B,W} \vee \mathcal{F}_\infty^T \right] = E \left[\xi \middle| \mathcal{F}_t^B \right]$ as well, immediately

$$E \left[\xi \middle| \mathcal{F}_t^{B,W} \right] = E \left[\xi \middle| \mathcal{F}_t^{B,W} \vee \mathcal{F}_\infty^T \right], \forall \xi \in \mathcal{F}_\infty^B,$$

which is equivalent to $\mathcal{F}_\infty^B \perp \mathcal{F}_\infty^T | \mathcal{F}_t^{B,W}$.

As for $\mathcal{F}_\infty^W \perp \mathcal{F}_\infty^T | \mathcal{F}_t^{B,W}$, we first observe that $\{B_t\}_{t \geq 0}$ and $\{Z_t\}_{t \geq 0}$ are martingales with respect to $\mathcal{F}_t^{B,Z} \vee \mathcal{F}_\infty^T$ by the independency of $\{\rho_t\}_{t \geq 0}$, $\{B_t\}_{t \geq 0}$ and $\{Z_t\}_{t \geq 0}$. So according to

$$W_t = \int_0^t \rho_s dB_s + \int_0^t \sqrt{1 - \rho_s^2} dZ_s,$$

$\{W_t\}_{t \geq 0}$ is a martingale with respect to $\mathcal{F}_t^{B,Z} \vee \mathcal{F}_\infty^T$. Since $\mathcal{F}_t^{B,W} \subset \mathcal{F}_t^{B,Z} \vee \mathcal{F}_\infty^T$ and $\mathcal{F}_t^{B,W} \vee \mathcal{F}_\infty^T \subset \mathcal{F}_t^{B,Z} \vee \mathcal{F}_\infty^T$, and note that $\{W_t\}_{t \geq 0}$ is adapted to $\mathcal{F}_t^{B,W}$ and $\mathcal{F}_t^{B,W} \vee \mathcal{F}_\infty^T$ respectively, so $\{W_t\}_{t \geq 0}$ is a martingale with respect to $\mathcal{F}_t^{B,W}$ and $\mathcal{F}_t^{B,W} \vee \mathcal{F}_\infty^T$ respectively. Hence, by Lévy characterisation, $\{W_t\}_{t \geq 0}$ is a Brownian motion with respect to $\mathcal{F}_t^{B,W}$ and $\mathcal{F}_t^{B,W} \vee \mathcal{F}_\infty^T$ respectively. Thus, the distribution of $\{W_t\}_{t \geq 0}$ is the same under the condition of $\mathcal{F}_t^{B,W} \vee \mathcal{F}_\infty^T$ and $\mathcal{F}_t^{B,W}$, which result in $\mathcal{F}_\infty^W \perp \mathcal{F}_\infty^T | \mathcal{F}_t^{B,W}$. □

We prove Proposition 2.3 by comparing the distribution of discrete local correlation model and discrete common decomposition model.

Proof of Proposition 2.3. Given the partition Π , let

$$\begin{aligned} \rho_u^\Pi &\triangleq \rho_{t_i}, \quad t_i \leq u < t_{i+1}, \\ W_s^\Pi &\triangleq \int_0^s \rho_u^\Pi dB_u + \int_0^s \sqrt{1 - (\rho_u^\Pi)^2} dZ_u. \end{aligned}$$

Then

$$W_s^\Pi = \sum_{k=0}^i (\rho_{t_k} \Delta B_{t_k} + \sqrt{1 - \rho_{t_k}^2} \Delta Z_{t_k}) + \rho_{t_i} (B_s - B_{t_i}) + \sqrt{1 - \rho_{t_i}^2} (Z_s - Z_{t_i}), \quad t_i \leq s < t_{i+1},$$

where $\Delta B_{t_k} = B_{t_{k+1}} - B_{t_k}$, $\Delta Z_{t_k} = Z_{t_{k+1}} - Z_{t_k}$.

Observe that given \mathcal{F}_∞^T , the conditional distribution of $(\Delta B_{t_i}, \Delta W_{t_i}^\Pi)$ is

$$(\Delta B_{t_i}, \Delta W_{t_i}^\Pi) \sim N \left(\begin{pmatrix} 0 \\ 0 \end{pmatrix}, \begin{pmatrix} \Delta t_i & \rho_{t_i} \Delta t_i \\ \rho_{t_i} \Delta t_i & \Delta t_i \end{pmatrix} \right).$$

which is just the same as the conditional distribution of $(\Delta B_{t_i}, \Delta \tilde{W}_{t_i}^\Pi)$. If the condition (C3) holds, $\{B_t\}_{t \geq 0}$ and $\{Z_t\}_{t \geq 0}$ are independent Brownian motions with respect to $\mathcal{F}_t^{B,Z} \vee \mathcal{F}_\infty^T$. Hence, by the independent property of increments, given \mathcal{F}_∞^T , we have

$$(\Delta B_{t_0}, \Delta B_{t_1}, \dots, \Delta B_{t_{n-1}}, \Delta W_{t_0}^\Pi, \Delta W_{t_1}^\Pi, \dots, \Delta W_{t_{n-1}}^\Pi) \stackrel{d}{=} (\Delta B_{t_0}, \Delta B_{t_1}, \dots, \Delta B_{t_{n-1}}, \Delta \tilde{W}_{t_0}^\Pi, \Delta \tilde{W}_{t_1}^\Pi, \dots, \Delta \tilde{W}_{t_{n-1}}^\Pi).$$

Consequently,

$$(B_{t_0}, B_{t_1}, \dots, B_{t_{n-1}}, W_{t_0}^\Pi, W_{t_1}^\Pi, \dots, W_{t_{n-1}}^\Pi) \stackrel{d}{=} (B_{t_0}, B_{t_1}, \dots, B_{t_{n-1}}, \tilde{W}_{t_0}^\Pi, \tilde{W}_{t_1}^\Pi, \dots, \tilde{W}_{t_{n-1}}^\Pi). \quad (59)$$

Next, for any $K, L \in \mathbb{N}$ given $u_k, v_l, k = 1, 2, \dots, K, l = 1, 2, \dots, L$, we consider the difference between the distribution of $(B_{u_1}, B_{u_2}, \dots, B_{u_K}, W_{v_1}^\Pi, W_{v_2}^\Pi, \dots, W_{v_L}^\Pi)$ and $(B_{u_1}, B_{u_2}, \dots, B_{u_K}, \tilde{W}_{v_1}^\Pi, \tilde{W}_{v_2}^\Pi, \dots, \tilde{W}_{v_L}^\Pi)$. Let

$$i_k = \sup\{z \in \mathbb{Z} : t_z < u_k\}, j_l = \sup\{z \in \mathbb{Z} : t_z < v_l\}, k = 1, 2, \dots, K, l = 1, 2, \dots, L.$$

For any $\epsilon > 0$, we first give a δ small enough¹⁴ such that for any $a_k, k = 1, 2, \dots, K$ and $b_l, l = 1, 2, \dots, L$,

$$\sum_{k=1}^K P(|B_{t_{i_k}} - a_k| \leq \delta) + \sum_{l=1}^L P(|W_{t_{j_l}}^\Pi - b_l| \leq \delta) < \frac{\epsilon}{2}. \quad (60)$$

Observe that

$$\begin{aligned} & P(B_{t_{i_1}} \leq a_1 - \delta, \dots, B_{t_{i_K}} \leq a_K - \delta, W_{t_{j_1}}^\Pi \leq b_1 - \delta, \dots, W_{t_{j_L}}^\Pi \leq b_L - \delta, \\ & \quad B_{u_k} - B_{t_{i_k}} \leq \delta, W_{v_l}^\Pi - W_{t_{j_l}}^\Pi \leq \delta, k = 1, \dots, K, l = 1, \dots, L) \\ & \leq P(B_{u_1} \leq a_1, \dots, B_{u_K} \leq a_K, W_{v_1}^\Pi \leq b_1, \dots, W_{v_L}^\Pi \leq b_L) \\ & \leq P(B_{t_{i_1}} \leq a_1 + \delta, \dots, B_{t_{i_K}} \leq a_K + \delta, W_{t_{j_1}}^\Pi \leq b_1 + \delta, \dots, W_{t_{j_L}}^\Pi \leq b_L + \delta) \\ & \quad + \sum_{k=1}^K P(B_{u_k} - B_{t_{i_k}} \leq -\delta) + \sum_{l=1}^L P(W_{v_l}^\Pi - W_{t_{j_l}}^\Pi \leq -\delta), \end{aligned}$$

similar inequality holds for $P(B_{u_1} \leq a_1, \dots, B_{u_K} \leq a_K, \tilde{W}_{v_1}^\Pi \leq b_1, \dots, \tilde{W}_{v_L}^\Pi \leq b_L)$. Let

$$H = \{B_{u_k} - B_{t_{i_k}} \leq \delta, \tilde{W}_{v_l}^\Pi - W_{t_{j_l}}^\Pi \leq \delta, k = 1, \dots, K, l = 1, \dots, L\},$$

then

$$\begin{aligned} & P(B_{u_1} \leq a_1, \dots, B_{u_K} \leq a_K, W_{v_1}^\Pi \leq b_1, \dots, W_{v_L}^\Pi \leq b_L) - P(B_{u_1} \leq a_1, \dots, B_{u_K} \leq a_K, \tilde{W}_{v_1}^\Pi \leq b_1, \dots, \tilde{W}_{v_L}^\Pi \leq b_L) \\ & \leq P(B_{t_{i_1}} \leq a_1 + \delta, \dots, B_{t_{i_K}} \leq a_K + \delta, W_{t_{j_1}}^\Pi \leq b_1 + \delta, \dots, W_{t_{j_L}}^\Pi \leq b_L + \delta) + \sum_{k=1}^K P(B_{u_k} - B_{t_{i_k}} \leq -\delta) \\ & \quad + \sum_{l=1}^L P(W_{v_l}^\Pi - W_{t_{j_l}}^\Pi \leq -\delta) - P(B_{t_{i_1}} \leq a_1 - \delta, \dots, B_{t_{i_K}} \leq a_K - \delta, \tilde{W}_{t_{j_1}}^\Pi \leq b_1 - \delta, \dots, \tilde{W}_{t_{j_L}}^\Pi \leq b_L - \delta, H). \quad (61) \end{aligned}$$

Note that (59) implies

$$\begin{aligned} & P(B_{t_{i_1}} \leq a_1 - \delta, \dots, B_{t_{i_K}} \leq a_K - \delta, \tilde{W}_{t_{j_1}}^\Pi \leq b_1 - \delta, \dots, \tilde{W}_{t_{j_L}}^\Pi \leq b_L - \delta) \\ & = P(B_{t_{i_1}} \leq a_1 - \delta, \dots, B_{t_{i_K}} \leq a_K - \delta, W_{t_{j_1}}^\Pi \leq b_1 - \delta, \dots, W_{t_{j_L}}^\Pi \leq b_L - \delta), \end{aligned}$$

¹⁴Since we focus on the properties when $\|\Pi\| \rightarrow 0$, we can only consider the case that $\|\Pi\| < \min(u_1, v_1)/2$. Then $t_{i_k} > u_1/2, t_{j_l} > v_1/2, \forall k, l$, hence there always exists a δ satisfy the condition.

and compared the first term and last term in the right hand of (61), we have

$$\begin{aligned}
& P(B_{t_{i_1}} \leq a_1 + \delta, \dots, B_{t_{i_K}} \leq a_K + \delta, W_{t_{j_1}}^\Pi \leq b_1 + \delta, \dots, W_{t_{j_L}}^\Pi \leq b_L + \delta) \\
& - P(B_{t_{i_1}} \leq a_1 - \delta, \dots, B_{t_{i_K}} \leq a_K - \delta, \tilde{W}_{t_{j_1}}^\Pi \leq b_1 - \delta, \dots, \tilde{W}_{t_{j_L}}^\Pi \leq b_L - \delta, H) \\
& = P(B_{t_{i_1}} \leq a_1 + \delta, \dots, B_{t_{i_K}} \leq a_K + \delta, W_{t_{j_1}}^\Pi \leq b_1 + \delta, \dots, W_{t_{j_L}}^\Pi \leq b_L + \delta) \\
& - P(B_{t_{i_1}} \leq a_1 - \delta, \dots, B_{t_{i_K}} \leq a_K - \delta, \tilde{W}_{t_{j_1}}^\Pi \leq b_1 - \delta, \dots, \tilde{W}_{t_{j_L}}^\Pi \leq b_L - \delta) \\
& + P(B_{t_{i_1}} \leq a_1 - \delta, \dots, B_{t_{i_K}} \leq a_K - \delta, \tilde{W}_{t_{j_1}}^\Pi \leq b_1 - \delta, \dots, \tilde{W}_{t_{j_L}}^\Pi \leq b_L - \delta, H^c) \\
& \leq P(B_{t_{i_1}} \leq a_1 + \delta, \dots, B_{t_{i_K}} \leq a_K + \delta, W_{t_{j_1}}^\Pi \leq b_1 + \delta, \dots, W_{t_{j_L}}^\Pi \leq b_L + \delta) \\
& - P(B_{t_{i_1}} \leq a_1 - \delta, \dots, B_{t_{i_K}} \leq a_K - \delta, W_{t_{j_1}}^\Pi \leq b_1 - \delta, \dots, W_{t_{j_L}}^\Pi \leq b_L - \delta) + P(H^c) \\
& \leq \sum_{k=1}^K P(|B_{t_{i_k}} - a_k| \leq \delta) + \sum_{l=1}^L P(|W_{t_{j_l}}^\Pi - b_l| \leq \delta) + P(H^c). \tag{62}
\end{aligned}$$

Substituting (62) into (61), we obtain

$$\begin{aligned}
& P(B_{u_1} \leq a_1, \dots, B_{u_K} \leq a_K, W_{v_1}^\Pi \leq b_1, \dots, W_{v_L}^\Pi \leq b_L) - P(B_{u_1} \leq a_1, \dots, B_{u_K} \leq a_K, \tilde{W}_{v_1}^\Pi \leq b_1, \dots, \tilde{W}_{v_L}^\Pi \leq b_L) \\
& \leq \sum_{k=1}^K P(B_{u_k} - B_{t_{i_k}} \leq -\delta) + \sum_{l=1}^L P(W_{v_l}^\Pi - W_{t_{j_l}}^\Pi \leq -\delta) + \sum_{k=1}^K P(|B_{t_{i_k}} - a_k| \leq \delta) + \sum_{l=1}^L P(|W_{t_{j_l}}^\Pi - b_l| \leq \delta) + P(H^c) \\
& \leq \sum_{k=1}^K P(B_{u_k} - B_{t_{i_k}} \leq -\delta) + \sum_{l=1}^L P(W_{v_l}^\Pi - W_{t_{j_l}}^\Pi \leq -\delta) + \sum_{k=1}^K P(|B_{t_{i_k}} - a_k| \leq \delta) + \sum_{l=1}^L P(|W_{t_{j_l}}^\Pi - b_l| \leq \delta) \\
& + \sum_{k=1}^K P(B_{u_k} - B_{t_{i_k}} \geq \delta) + \sum_{l=1}^L P(\tilde{W}_{v_l}^\Pi - \tilde{W}_{t_{j_l}}^\Pi \geq \delta) \\
& = 2 \sum_{k=1}^K \Phi\left(-\frac{\delta}{\sqrt{u_k - t_{i_k}}}\right) + 2 \sum_{l=1}^L \Phi\left(-\frac{\delta}{\sqrt{v_l - t_{j_l}}}\right) + \sum_{k=1}^K P(|B_{t_{i_k}} - a_k| \leq \delta) + \sum_{l=1}^L P(|W_{t_{j_l}}^\Pi - b_l| \leq \delta), \tag{63}
\end{aligned}$$

where Φ denotes the standard normal distribution. For given K, L, δ, ϵ , it is not difficult to verify that, if

$$\|\Pi\| < \frac{\delta^2}{\left(\Phi^{-1}\left(\frac{\epsilon}{4(K+L)}\right)\right)^2},$$

we have

$$\Phi\left(-\frac{\delta}{\sqrt{\|\Pi\|}}\right) < \frac{\epsilon}{4(K+L)},$$

thus

$$2 \sum_{k=1}^K \Phi\left(-\frac{\delta}{\sqrt{u_k - t_{i_k}}}\right) + 2 \sum_{l=1}^L \Phi\left(-\frac{\delta}{\sqrt{v_l - t_{j_l}}}\right) \leq 2(K+L)\Phi\left(-\frac{\delta}{\sqrt{\|\Pi\|}}\right) < \frac{\epsilon}{2}. \tag{64}$$

As a consequence of (60), (63) and (64),

$$P(B_{u_1} \leq a_1, \dots, B_{u_K} \leq a_K, W_{v_1}^\Pi \leq b_1, \dots, W_{v_L}^\Pi \leq b_L) - P(B_{u_1} \leq a_1, \dots, B_{u_K} \leq a_K, \tilde{W}_{v_1}^\Pi \leq b_1, \dots, \tilde{W}_{v_L}^\Pi \leq b_L) \leq \epsilon,$$

similarly,

$$P(B_{u_1} \leq a_1, \dots, B_{u_K} \leq a_K, \tilde{W}_{v_1}^{\Pi} \leq b_1, \dots, \tilde{W}_{v_L}^{\Pi} \leq b_L) - P(B_{u_1} \leq a_1, \dots, B_{u_K} \leq a_K, W_{v_1}^{\Pi} \leq b_1, \dots, W_{v_L}^{\Pi} \leq b_L) \leq \epsilon,$$

i.e.

$$\begin{aligned} & |P(B_{u_1} \leq a_1, \dots, B_{u_K} \leq a_K, W_{v_1}^{\Pi} \leq b_1, \dots, W_{v_L}^{\Pi} \leq b_L) \\ & \quad - P(B_{u_1} \leq a_1, \dots, B_{u_K} \leq a_K, \tilde{W}_{v_1}^{\Pi} \leq b_1, \dots, \tilde{W}_{v_L}^{\Pi} \leq b_L)| \leq \epsilon, \end{aligned} \quad (65)$$

From the definition of Itô's integral, we have

$$(B_{u_1}, B_{u_2}, \dots, B_{u_K}, W_{v_1}^{\Pi}, W_{v_2}^{\Pi}, \dots, W_{v_L}^{\Pi}) \xrightarrow{d} (B_{u_1}, B_{u_2}, \dots, B_{u_K}, W_{v_1}, W_{v_2}, \dots, W_{v_L}). \quad (66)$$

Combining (65) and (66), as $\|\Pi\| \rightarrow 0$, we have

$$(B_{u_1}, B_{u_2}, \dots, B_{u_K}, \tilde{W}_{v_1}^{\Pi}, \tilde{W}_{v_2}^{\Pi}, \dots, \tilde{W}_{v_L}^{\Pi}) \xrightarrow{d} (B_{u_1}, B_{u_2}, \dots, B_{u_K}, W_{v_1}, W_{v_2}, \dots, W_{v_L}).$$

□

6.3 Proofs of Results in Section 3

Proof of Theorem 3.1. By optional stopping theorem, X_T, Y_S are martingales under $\mathcal{F}^{X_T}, \mathcal{F}^{Y_S}$ respectively and $\mathcal{F}_t^{Y_S} \perp \mathcal{F}_t^{X_T} | \mathcal{F}_t^{X_T}, \mathcal{F}_t^{X_T} \perp \mathcal{F}_t^{Y_S} | \mathcal{F}_t^{Y_S}$ guarantee that

$$E[X_{T_u} | \mathcal{F}_t^{X_T, Y_S}] = E[X_{T_u} | \mathcal{F}_t^{X_T}] = X_{T_t}, E[Y_{S_u} | \mathcal{F}_t^{X_T, Y_S}] = E[Y_{S_u} | \mathcal{F}_t^{Y_S}] = Y_{S_t}, u \geq t,$$

which give the martingale properties of X_T and Y_S .

If T and S are strictly increasing and $T_t + S_t = t, \forall t$, then (3) holds. With the same discussion in the beginning of Section 2.1, T and S are derivable with respect to t , let

$$\lambda_t \triangleq \frac{dT_t}{dt}, \mu_t \triangleq \frac{dS_t}{dt},$$

and τ, ζ be defined as in (4). Then, $\lambda_t + \mu_t = 1, \forall t$ and τ, ζ are continuous and strictly increasing processes.

Next, we claim that $[X_T, Y_S]_t = 0$. We first consider the case that $E\tau_t, E\zeta_t < \infty$ for any $t > 0$. Observe that

$$\int_0^t \frac{1_{\{\lambda_{\tau_s} \neq 0\}}}{\lambda_{\tau_s}} ds + \int_0^t 1_{\{\lambda_{\tau_s} = 0\}} d\tau_s = \int_0^{\tau_t} \frac{1_{\{\lambda_s \neq 0\}}}{\lambda_s} dT_s + \int_0^{\tau_t} 1_{\{\lambda_s = 0\}} ds = \int_0^{\tau_t} 1_{\{\lambda_s \neq 0\}} ds + \int_0^{\tau_t} 1_{\{\lambda_s = 0\}} ds = \tau_t, \quad (67)$$

$$\int_0^t \frac{1_{\{\mu_{\zeta_s} \neq 0\}}}{\mu_{\zeta_s}} ds + \int_0^t 1_{\{\mu_{\zeta_s} = 0\}} d\zeta_s = \int_0^{\zeta_t} \frac{1_{\{\mu_s \neq 0\}}}{\mu_s} dT_s + \int_0^{\zeta_t} 1_{\{\mu_s = 0\}} ds = \int_0^{\zeta_t} 1_{\{\mu_s \neq 0\}} ds + \int_0^{\zeta_t} 1_{\{\mu_s = 0\}} ds = \zeta_t, \quad (68)$$

then

$$E\left[\int_0^t \frac{1_{\{\lambda_{\tau_s} \neq 0\}}}{\lambda_{\tau_s}} ds + \int_0^t 1_{\{\lambda_{\tau_s} = 0\}} d\tau_s\right] < \infty, E\left[\int_0^t \frac{1_{\{\mu_{\zeta_s} \neq 0\}}}{\mu_{\zeta_s}} ds + \int_0^t 1_{\{\mu_{\zeta_s} = 0\}} d\zeta_s\right] < \infty, \forall t > 0. \quad (69)$$

Since $\{T_t\}_{t \geq 0}$ is a time change of \mathcal{F}_t , so T_t is adapted to \mathcal{F}_{T_t} , and λ_t is adapted to \mathcal{F}_{T_t} , consequently λ_{τ_t} is adapted to \mathcal{F}_t . Similarly, μ_{ζ_t} is adapted to \mathcal{F}_t as well. According to (69), the stochastic processes

$$M_t \triangleq \int_0^t \frac{1_{\{\lambda_{\tau_s} \neq 0\}}}{\sqrt{\lambda_{\tau_s}}} dX_s + \int_0^t 1_{\{\lambda_{\tau_s} = 0\}} d\tilde{X}_{\tau_s}, N_t \triangleq \int_0^t \frac{1_{\{\mu_{\zeta_s} \neq 0\}}}{\sqrt{\mu_{\zeta_s}}} dY_s + \int_0^t 1_{\{\mu_{\zeta_s} = 0\}} d\tilde{Y}_{\zeta_s}$$

are well-defined, where (\tilde{X}, \tilde{Y}) is a 2-dimension Brownian motion independent with \mathcal{F}_∞ . From (67) and (68), we have

$$[M]_t = \tau_t, [N]_t = \zeta_t. \quad (70)$$

By the independency, it is not difficult to verify that $\{X_t Y_t\}_{t \geq 0}$, $\{X_t \tilde{Y}_{\zeta_t}\}_{t \geq 0}$, $\{\tilde{X}_{\tau_t} Y_t\}_{t \geq 0}$ and $\{\tilde{X}_{\tau_t} \tilde{Y}_{\zeta_t}\}_{t \geq 0}$ are continuous martingales respectively¹⁵, thus

$$[X, Y]_t = \langle X, Y \rangle_t = [X, \tilde{Y}_{\zeta}]_t = \langle X, \tilde{Y}_{\zeta} \rangle_t = [\tilde{X}_{\tau}, Y]_t = \langle \tilde{X}_{\tau}, Y \rangle_t = [\tilde{X}_{\tau}, \tilde{Y}_{\zeta}]_t = \langle \tilde{X}_{\tau}, \tilde{Y}_{\zeta} \rangle_t = 0. \quad (71)$$

Consequently,

$$\begin{aligned} [M, N]_t &= \int_0^t \frac{1_{\{\lambda_{\tau_s} \neq 0, \mu_{\zeta_s} \neq 0\}}}{\sqrt{\lambda_{\tau_s} \mu_{\zeta_s}}} d[X, Y]_s + \int_0^t \frac{1_{\{\lambda_{\tau_s} \neq 0, \mu_{\zeta_s} = 0\}}}{\sqrt{\lambda_{\tau_s}}} d[X, \tilde{Y}_{\zeta}]_s \\ &\quad + \int_0^t \frac{1_{\{\lambda_{\tau_s} = 0, \mu_{\zeta_s} \neq 0\}}}{\sqrt{\mu_{\zeta_s}}} d[\tilde{X}_{\tau}, Y]_s + \int_0^t 1_{\{\lambda_{\tau_s} = 0, \mu_{\zeta_s} = 0\}} d[\tilde{X}_{\tau}, \tilde{Y}_{\zeta}]_s = 0. \end{aligned} \quad (72)$$

By the continuity of τ and ζ , M and N are continuous as well. Hence according to Revuz and Yor (2013)[Chapter V, Theorem 1.10] and (70), M_T and N_S are two independent Brownian motions. As a consequence,

$$[M_T, N_S]_t = 0, \forall t. \quad (73)$$

On the other hand, by the definition of M and N ,

$$\begin{aligned} M_{T_t} &= \int_0^{T_t} \frac{1_{\{\lambda_{\tau_s} \neq 0\}}}{\sqrt{\lambda_{\tau_s}}} dX_s + \int_0^{T_t} 1_{\{\lambda_{\tau_s} = 0\}} d\tilde{X}_{\tau_s} = \int_0^t \frac{1_{\{\lambda_s \neq 0\}}}{\sqrt{\lambda_s}} dX_{T_s} + \int_0^t 1_{\{\lambda_s = 0\}} d\tilde{X}_s, \\ N_{S_t} &= \int_0^{S_t} \frac{1_{\{\mu_{\zeta_s} \neq 0\}}}{\sqrt{\mu_{\zeta_s}}} dY_s + \int_0^{S_t} 1_{\{\mu_{\zeta_s} = 0\}} d\tilde{Y}_{\zeta_s} = \int_0^t \frac{1_{\{\mu_s \neq 0\}}}{\sqrt{\mu_s}} dY_{S_s} + \int_0^t 1_{\{\mu_s = 0\}} d\tilde{Y}_s, \end{aligned}$$

thus

$$\begin{aligned} [M_T, N_S]_t &= \int_0^t \frac{1_{\{\lambda_s \neq 0, \mu_s \neq 0\}}}{\sqrt{\lambda_s \mu_s}} d[X_T, Y_S]_s + \int_0^t \frac{1_{\{\lambda_s \neq 0, \mu_s = 0\}}}{\sqrt{\lambda_s}} d[X_T, \tilde{Y}]_s \\ &\quad + \int_0^t \frac{1_{\{\lambda_s = 0, \mu_s \neq 0\}}}{\sqrt{\mu_s}} d[\tilde{X}, Y_S]_s + \int_0^t 1_{\{\lambda_s = 0, \mu_s = 0\}} d[\tilde{X}, \tilde{Y}]_s. \end{aligned} \quad (74)$$

With the similar discussions of (71), we have $[X_T, \tilde{Y}]_t = [\tilde{X}, Y_S]_t = 0$. Comparing (73) and (74), we obtain

$$\int_0^t \frac{1_{\{\lambda_s \neq 0, \mu_s \neq 0\}}}{\sqrt{\lambda_s \mu_s}} d[X_T, Y_S]_s = 0, \forall t \geq 0,$$

¹⁵To speak specifically, for example, we could first prove that $\{X_s, \tilde{Y}_t\}_{t \geq 0}$ is a martingale by independency. Note that $\{X_t \tilde{Y}_{\zeta_t}\}_{t \geq 0}$ can be seen as the time-changed process of $\{X_{S_t}, \tilde{Y}_t\}_{t \geq 0}$, and thus $\{X_t \tilde{Y}_{\zeta_t}\}_{t \geq 0}$ is a martingale. The arguments for $\{\tilde{X}_{\tau_t} Y_t\}_{t \geq 0}$ and $\{\tilde{X}_{\tau_t} \tilde{Y}_{\zeta_t}\}_{t \geq 0}$ are similar. The continuity of these processes come from the continuity of $X, Y, \tilde{X}, \tilde{Y}, \tau$ and ζ .

and immediately,

$$\int_0^t \mathbf{1}_{\{\lambda_s \neq 0, \mu_s \neq 0\}} d[X_T, Y_S]_s = 0, \forall t \geq 0.$$

Note that $\int_0^t \mathbf{1}_{\{\lambda_s=0\}} dT_s = \int_0^t \mathbf{1}_{\{\mu_s=0\}} dS_s = 0$, which implies (Revuz and Yor (2013)[Chapter IV, Proposition 1.12])

$$\int_0^t \mathbf{1}_{\{\lambda_s=0\}} dX_{T_s} = \int_0^t \mathbf{1}_{\{\mu_s=0\}} dY_{S_s} = 0.$$

Therefore,

$$X_{T_t} = \int_0^t \mathbf{1}_{\{\lambda_s \neq 0\}} dX_{T_s}, Y_{S_t} = \int_0^t \mathbf{1}_{\{\mu_s \neq 0\}} dY_{S_s},$$

and

$$[X_T, Y_S]_t = \int_0^t \mathbf{1}_{\{\lambda_s \neq 0, \mu_s \neq 0\}} d[X_T, Y_S]_s = 0.$$

If there is a $t > 0$ subject to $E\tau_t = \infty$ or $E\zeta_t = \infty$, then we define

$$\begin{aligned} \lambda_t^n &\triangleq \begin{cases} \lambda_t, & t \leq n \\ \frac{1}{2}, & t > n \end{cases}, \quad \mu_t^n \triangleq \begin{cases} \mu_t, & t \leq n \\ \frac{1}{2}, & t > n \end{cases}, \\ T_t^n &\triangleq \int_0^t \lambda_u^n du, \quad S_t^n \triangleq \int_0^t \mu_u^n du, \\ \tau_t^n &\triangleq \inf\{u : T_u^n > t\}, \zeta_t^n \triangleq \inf\{u : S_u^n > t\}, \end{aligned}$$

hence $E\tau_t^n < \infty, E\zeta_t^n < \infty$ and according to the previous proof, we have $[X_{T^n}, Y_{S^n}]_t = 0$. When $t < n$, $(T_t^n, S_t^n) = (T_t, S_t)$, so we have $[X_T, Y_S]_t = 0$. Let $n \rightarrow \infty$, we complete the proof of our claim.

Since $[X_T, Y_S]_t = 0$, we have

$$[B]_t = [X_T + Y_S]_t = [X_T]_t + [Y_S]_t + 2[X_T, Y_S]_t = T_t + S_t = t,$$

similarly,

$$[W]_t = [X_T - Y_S]_t = t.$$

Hence B and W are Brownian motions with respect to $\mathcal{F}^{B,W}$ (which is equal to \mathcal{F}^{X_T, Y_S}). And $[B, W]_t = [X_T + Y_S, X_T - Y_S]_t = T_t - S_t, t \geq 0$. □

Through Theorem 3.1, the proof of Corollary 3.1 is straightforward.

Proof of Corollary 3.1. Let

$$\tilde{\mathcal{F}}_t \triangleq \sigma\{X_u, Y_u, \{T_v \leq u\}, \{S_v \leq u\} : u \leq t, \forall v\}.$$

Then from the independency of $\{X_t\}_{t \geq 0}, \{Y_t\}_{t \geq 0}, \{T_t\}_{t \geq 0}$, we know that $\{X_t\}_{t \geq 0}, \{Y_t\}_{t \geq 0}$ are two standard Brownian motions with respect to $\tilde{\mathcal{F}}_t$. By definition of $\tilde{\mathcal{F}}_t$, $\{T_u \leq t\}, \{S_u \leq t\} \in \tilde{\mathcal{F}}_t$ for any $u > 0$, hence T_u, S_u are stopping times, and $\{T_t\}_{t \geq 0}, \{S_t\}_{t \geq 0}$ are time changes of $\tilde{\mathcal{F}}_t$.

Then by Lemma 6.2, the conditions in Theorem 3.1 are satisfied, and we get the desired result. □

6.4 Proof of Results in Section 4

Proof of Proposition 4.1. By the definition of \hat{G} ,

$$\hat{G}(\lambda_1, \lambda) = \int_{-\infty}^{\infty} \int_{-\infty}^{\infty} e^{i\lambda_1 x_1 + i\lambda x} G(x_1, x) dx_1 dx. \quad (75)$$

According to Fubini theorem,

$$\begin{aligned} \int_{-\infty}^{\infty} e^{i\lambda_1 x_1} G(x_1, x) dx_1 &= E \left[\int_{-\infty}^{\infty} e^{i\lambda_1 x_1} (\gamma_1 + \gamma_2 e^{\gamma_3^\top M_\tau}) \mathbf{1}_{\{\gamma_4^\top M_\tau \leq x_1\}} \mathbf{1}_{\{\gamma_5^\top M_\tau \leq x\}} dx_1 \right] \\ &= E \left[(\gamma_1 + \gamma_2 e^{\gamma_3^\top M_\tau}) \mathbf{1}_{\{\gamma_5^\top M_\tau \leq x\}} \int_{-\infty}^{\infty} e^{i\lambda_1 x_1} \mathbf{1}_{\{\gamma_4^\top M_\tau \leq x_1\}} dx_1 \right] \\ &= \frac{1}{i\lambda_1} E \left[e^{i\lambda_1 \gamma_4^\top M_\tau} (\gamma_1 + \gamma_2 e^{\gamma_3^\top M_\tau}) \mathbf{1}_{\{\gamma_5^\top M_\tau \leq x\}} \right], \end{aligned} \quad (76)$$

where the last equality comes from the fact that the imaginary part of λ_1 is positive. Substituting (76) into (75), then with similar calculation for x , we have

$$\begin{aligned} \hat{G}(\lambda_1, \lambda) &= \int_{-\infty}^{\infty} \frac{1}{i\lambda_1} e^{i\lambda x} E \left[e^{i\lambda_1 \gamma_4^\top M_\tau} (\gamma_1 + \gamma_2 e^{\gamma_3^\top M_\tau}) \mathbf{1}_{\{\gamma_5^\top M_\tau \leq x\}} \right] dx \\ &= -\frac{1}{\lambda \lambda_1} E \left[e^{i\lambda_1 \gamma_4^\top M_\tau + i\lambda \gamma_5^\top M_\tau} (\gamma_1 + \gamma_2 e^{\gamma_3^\top M_\tau}) \right] \\ &= -\frac{\gamma_1}{\lambda \lambda_1} \Phi_{M_\tau}(\lambda_1 \gamma_4 + \lambda \gamma_5) - \frac{\gamma_2}{\lambda \lambda_1} \Phi_{M_\tau}(\lambda_1 \gamma_4 + \lambda \gamma_5 - i\gamma_3), \end{aligned}$$

where Φ_{M_τ} denotes the characteristic function of M_τ . Thus the proof of (30) is completed.

As for (29), note that X, Y and T are mutually independent, it can be calculated by conditional expectation

$$\begin{aligned} \Phi_{M_\tau}(z_1, z_2) &= E e^{iz_1 X_{T_\tau} + iz_2 Y_{S_\tau}} = E \left[E[e^{iz_1 X_{T_\tau} + iz_2 Y_{S_\tau}} | T_\tau, S_\tau] \right] = E e^{-\frac{1}{2} T_\tau z_1^2 - \frac{1}{2} S_\tau z_2^2} \\ &= e^{-\frac{1}{2} \tau z_2^2} E e^{-\frac{1}{2} (z_1^2 - z_2^2) T_\tau} = e^{-\frac{1}{2} \tau z_2^2} L_\tau \left(-\frac{1}{2} (z_1^2 - z_2^2) \right), \end{aligned}$$

where L_t represents the generalized fourier transform of T_t at time t . □

7 Conclusion

By applying time-change technique, we propose a new method so called common decomposition to study dependency structure for two correlated Brownian motions (B, W) . The common decomposition triplet of (B, W) is denoted by (X, Y, T) .

We find that X and Y are two independent Brownian motions, T is a time-change process, and we give three equivalence conditions (C1), (C2) and (C3) for the mutual independency of X, Y and T . The condition (C1) is given from the aspect of filtration. The condition (C2) gives a generalization of Girsanov theorem and we give an example to show that the invariance property of T under the change of measure by applying the condition (C2). The condition (C3) give connections between common decomposition and local correlation.

Conversely, we construct two correlated Brownian motions based on the common decomposition. Furthermore, the simulation method is given from the common decomposition and may have some advantages compared with the Euler-Maruyama scheme under some conditions.

Pricing covariance swap, covariance option and Quanto option show the direct usage of the common decomposition. Moreover, the price and Greeks of 2-color rainbow options is given by combining common decomposition and Fourier transform.

Finally, a numerical experiment is designed to show the difference between stochastic correlation and constant correlation for the price of rainbow options. We find that the results are truly different for Call on Min, Put on Min and Put on Max options in the out-of-the-money case but have little differences for in-the-money case. As for the Call on Max option, the results are always similar for stochastic correlation and constant correlation. We also analyze the pricing error in theoretical and interpret the phenomenon discovered in previous.

References

- Bahmani-Oskooee, M., Saha, S., 2015. On the relation between stock prices and exchange rates: a review article. *Journal of Economic Studies* 42 (4), 707–732.
- Balcilar, M., Uwilingiye, J., Gupta, R., 2018. Dynamic relationship between oil price and inflation in south Africa. *The Journal of Developing Areas* 52 (2), 73–93.
- Ballotta, L., Bonfiglioli, E., 2016. Multivariate asset models using Lévy processes and applications. *The European Journal of Finance* 22 (13), 1320–1350.
- Barndorff-Nielsen, O. E., Pedersen, J., Sato, K., 2001. Multivariate subordination, self-decomposability and stability. *Advances in Applied Probability* 33 (1), 160–187.
- Barndorff-Nielsen, O. E., Shiryaev, A., 2015. *Change of Time and Change of Measure*. Vol. 21. World Scientific Publishing Company.
- Benhamou, E., Gobet, E., Miri, M., 2010. Time dependent Heston model. *SIAM Journal on Financial Mathematics* 1 (1), 289–325.
- Buffington, J., Elliott, R. J., 2002. American options with regime switching. *International Journal of Theoretical and Applied Finance* 5 (05), 497–514.
- Buraschi, A., Porchia, P., Trojani, F., 2010. Correlation risk and optimal portfolio choice. *The Journal of Finance* 65 (1), 393–420.
- Carmona, R., Durrleman, V., 2003. Pricing and hedging spread options. *Siam Review* 45 (4), 627–685.
- Carr, P., 2017. Bounded Brownian motion. *Risks* 5 (4), 61.
- Carr, P., Geman, H., Madan, D. B., Yor, M., 2003. Stochastic volatility for Lévy processes. *Mathematical Finance* 13 (3), 345–382.
- Carr, P., Geman, H., Madan, D. B., Yor, M., 2005. Pricing options on realized variance. *Finance and Stochastics* 9 (4), 453–475.
- Carr, P., Madan, D., 1999a. Introducing the covariance swap. *Risk Magazine* 12, 47–51.
- Carr, P., Madan, D., 1999b. Option valuation using the fast Fourier transform. *Journal of Computational Finance* 2 (4), 61–73.

- Carr, P., Wu, L., 2004. Time-changed lévy processes and option pricing. *Journal of Financial Economics* 71 (1), 113–141.
- Casarin, R., Sartore, D., Tronzano, M., 2018. A Bayesian Markov-switching correlation model for contagion analysis on exchange rate markets. *Journal of Business & Economic Statistics* 36 (1), 101–114.
- Chen, T., Cheng, X., Yang, J., 2018. Decomposing correlated random walks on common and counter movements. arXiv preprint arXiv:1808.05442.
- Chiang, T. C., Bang, N. J., Li, H., 2007. Dynamic correlation analysis of financial contagion: Evidence from Asian markets. *Journal of International Money & Finance* 26 (7), 1206–1228.
- Christoffersen, P., Heston, S., Jacobs, K., 2009. The shape and term structure of the index option smirk: Why multifactor stochastic volatility models work so well. *Management Science* 55 (12), 1914–1932.
- Costabile, M., Massabo, I., Russo, E., 2012. On pricing contingent claims under the double Heston model. *International Journal of Theoretical and Applied Finance* 15 (05), 1250033.
- Costin, O., Gordy, M. B., Huang, M., Szerszen, P. J., 2016. Expectations of functions of stochastic time with application to credit risk modeling. *Mathematical Finance* 26 (4), 748–784.
- Da Fonseca, J., Grasselli, M., Tebaldi, C., 2007. Option pricing when correlations are stochastic: an analytical framework. *Review of Derivatives Research* 10 (2), 151–180.
- Dai, M., Wong, H. Y., Kwok, Y. K., 2004. Quanto lookback options. *Mathematical Finance* 14 (3), 445–467.
- Engle, R. F., Sheppard, K., 2001. Theoretical and empirical properties of dynamic conditional correlation multivariate GARCH. Tech. rep., National Bureau of Economic Research.
- Fernández, J., Ferreira, A., García-Rodríguez, J. A., Leitaó, A., López-Salas, J. G., Vázquez, C., 2013. Static and dynamic SABR stochastic volatility models: Calibration and option pricing using GPUs. *Mathematics and Computers in Simulation* 94, 55–75.
- Geman, H., Madan, D. B., Yor, M., 2001a. Asset prices are Brownian motion: only in business time. In: *Quantitative Analysis In Financial Markets: Collected Papers of the New York University Mathematical Finance Seminar (Volume II)*. World Scientific, pp. 103–146.
- Geman, H., Madan, D. B., Yor, M., 2001b. Time changes for Lévy processes. *Mathematical Finance* 11 (1), 79–96.
- Heston, S. L., 1993. A closed-form solution for options with stochastic volatility with applications to bond and currency options. *Review of Financial Studies* 6 (2), 327–343.
- Hull, J., Predescu, M., White, A., 2010. The valuation of correlation-dependent credit derivatives using a structural model. *The Journal of Credit Risk* 6 (3), 99.
- Hurd, T. R., Zhou, Z., 2010. A Fourier transform method for spread option pricing. *SIAM Journal on Financial Mathematics* 1 (1), 142–157.
- Junior, L. S., Franca, I. D. P., 2012. Correlation of financial markets in times of crisis. *Physica A: Statistical Mechanics and its Applications* 391 (1-2), 187–208.
- Kallsen, J., 2006. A didactic note on affine stochastic volatility models. In: *From stochastic calculus to mathematical finance*. Springer, pp. 343–368.

- Karatzas, I., Shreve, S., 2012. *Brownian Motion and Stochastic Calculus*. Vol. 113. Springer Science & Business Media.
- Kloeden, P. E., Platen, E., 2013. *Numerical Solution of Stochastic Differential Equations*. Vol. 23. Springer Science & Business Media.
- Langnau, A., 2010. A dynamic model for correlation. *Risk* 23 (4), 74.
- Leentvaar, C., Oosterlee, C. W., 2008. Multi-asset option pricing using a parallel Fourier-based technique. *Journal of Computational Finance* 12 (1), 1–27.
- Ma, J., 2009a. Pricing foreign equity options with stochastic correlation and volatility. *Annals of Economics and Finance* 10 (2), 303–327.
- Ma, J., 2009b. A stochastic correlation model with mean reversion for pricing multi-asset options. *Asia-Pacific Financial Markets* 16 (2), 97–109.
- Margrabe, W., 1978. The value of an option to exchange one asset for another. *Journal of Finance* 33 (1), 177–186.
- Márkus, L., Kumar, A., 2019. Comparison of stochastic correlation models. *Journal of Mathematical Sciences* 237 (6), 810–818.
- Meissner, G., 2016. Correlation trading strategies—opportunities and limitations. *The Journal of Trading* 11 (4), 14–32.
- Mendoza-Arriaga, R., Linetsky, V., 2016. Multivariate subordination of Markov processes with financial applications. *Mathematical Finance* 26 (4), 699–747.
- Osajima, Y., 2007. The asymptotic expansion formula of implied volatility for dynamic SABR model and FX hybrid model. Available at SSRN 965265.
- Ouwehand, P., West, G., 2006. Pricing rainbow options. *Wilmott Magazine* 5, 74–80.
- Pelletier, D., 2006. Regime switching for dynamic correlations. *Journal of Econometrics* 131 (1-2), 445–473.
- Polyanin, A. D., 2002. *Handbook of Linear Partial Differential Equations for Engineers and Scientists*. Chapman & Hall/CRC.
- Revuz, D., Yor, M., 2013. *Continuous Martingales and Brownian Motion*. Vol. 293. Springer Science & Business Media.
- Schaller, H., Norden, S. V., 1997. Regime switching in stock market returns. *Applied Financial Economics* 7 (2), 177–191.
- Shreve, S. E., 2004. *Stochastic Calculus for Finance II: Continuous-Time Models*. Vol. 11. Springer Science & Business Media.
- Stulz, R., 1982. Options on the minimum or the maximum of two risky assets: analysis and applications. *Journal of Financial Economics* 10 (2), 161–185.
- Swishchuk, A., 2016. *Change of Time Methods in Quantitative Finance*. Springer.

- Syllignakis, M. N., Kouretas, G. P., 2011. Dynamic correlation analysis of financial contagion: Evidence from the central and eastern European markets. *International Review of Economics & Finance* 20 (4), 717–732.
- Teng, L., Ehrhardt, M., Günther, M., 2015. The pricing of quanto options under dynamic correlation. *Journal of Computational and Applied Mathematics* 275, 304–310.
- Teng, L., Ehrhardt, M., Günther, M., 2016a. Modelling stochastic correlation. *Journal of Mathematics in Industry* 6 (1), 2.
- Teng, L., Ehrhardt, M., Günther, M., 2016b. On the Heston model with stochastic correlation. *International Journal of Theoretical and Applied Finance* 19 (06), 1650033.
- Teng, L., Van Emmerich, C., Ehrhardt, M., Günther, M., 2016c. A versatile approach for stochastic correlation using hyperbolic functions. *International Journal of Computer Mathematics* 93 (3), 524–539.
- Van Emmerich, C., 2006. Modelling correlation as a stochastic process, available online: <https://pdfs.semanticscholar.org/fdb9/1b0a9fc8b2bbe92888c020df3f291b605b7b.pdf>.
- Vostrikova, L., Yor, M., 2000. Some invariance properties (of the laws) of Ocone’s martingales. In: *Séminaire de Probabilités XXXIV*. Springer, pp. 417–431.
- Wang, J., 2009. The multivariate variance Gamma process and its applications in multi-asset option pricing. Ph.D. thesis, University of Maryland.
- Xiong, X., Bian, Y., Shen, D., 2018. The time-varying correlation between policy uncertainty and stock returns: Evidence from China. *Physica A: Statistical Mechanics and its Applications* 499, 413–419.
- Zhou, X. Y., Yin, G., 2003. Markowitz’s mean-variance portfolio selection with regime switching: A continuous-time model. *SIAM Journal on Control and Optimization* 42 (4), 1466–1482.