

Autonomous conversion of information to work in quantum dots

Rafael Sánchez,¹ Peter Samuelsson,² and Patrick P. Potts²

¹Departamento de Física Teórica de la Materia Condensada,

Condensed Matter Physics Center (IFIMAC) and Instituto Nicolás Cabrera, Universidad Autónoma de Madrid, 28049 Madrid, Spain

²Physics Department and NanoLund, Lund University, Box 118, 22100 Lund, Sweden

We consider an autonomous implementation of Maxwell's demon in a quantum dot architecture acting on a system without changing its number of particles or its energy. As in the original thought experiment, only the second law of thermodynamics is seemingly violated when disregarding the demon. The autonomous architecture allows us to compare descriptions in terms of information to a more traditional, thermoelectric characterization. Our detailed investigation of information-to-work conversion is based on fluctuation relations and second law like inequalities in addition to the average heat and charge currents. By introducing a time-reversal on the level of individual electrons, we find a novel fluctuation relation that is not connected to any symmetry of the moment generating function of heat and particle flows. Furthermore, we show how an effective Markovian master equation with broken detailed balance for the system alone can emerge from a full description, allowing for an investigation of the entropic cost associated with breaking detailed balance. Interestingly, while the entropic cost of performing a perfect measurement diverges, the entropic cost of breaking detailed balance does not. Our results connect various approaches and idealized scenarios found in the literature and can be tested experimentally with present day technology.

I. INTRODUCTION

Many aspects of the theory of thermodynamics are intricately related to the concept of information [1–3]. For instance, entropy can be understood as a lack of microscopic information about the system and its environment [4, 5]. The second law then merely states that, on average, information will be lost to a thermal environment. Similarly, heat can be understood as the change in energy of degrees of freedom that cannot be observed [6]. From this point of view, it is natural that measurements, which provide information, allow for decreasing entropy and for converting heat into work. Historically, the idea of converting information to work originated from Maxwell's well known thought experiment [7], where a “being whose faculties are so sharpened that he can follow every molecule in its course” was introduced as an agent that obtains information about microscopic degrees of freedom. This fictional being is usually addressed as Maxwell's demon [8]. Acting on the obtained information, the demon can seemingly violate the second law of thermodynamics. The reason this does not result in any practical device that can overcome the laws of thermodynamics is best expressed in Landauer's famous quote: “Information is physical” [9]. Any device that performs a measurement and stores the outcome must itself be a physical device and should therefore be taken into account in the thermodynamic bookkeeping [10, 11]. It then follows that any measurement-feedback device, or demon, that is itself limited by the laws of thermodynamics will generate a sufficient amount of entropy such that the second law is restored [12, 13], as illustrated in Fig. 1.

In macroscopic thermodynamics, the distinction between accessible and inaccessible degrees of freedom is very clear [6]. The former could for instance be a position of a weight and the latter the random movements of molecules in a gas. Any device like Maxwell's demon therefore acts on a scale that is completely different from the observable degrees of freedom. This picture changes drastically in nanoscopic systems, where all processes are happening on a similar scale

and fluctuations can no longer be neglected. In recent years, this regime, described by stochastic thermodynamics [14–18], has seen tremendous progress both theoretically as well as experimentally. Theoretically, strong and exact results such as the Jarzynski relation [19, 20] and the Crooks fluctuation theorem [21–25] have deepened our understanding of fluctuating thermodynamic processes far from equilibrium. This investigation has furthermore clarified how the second law

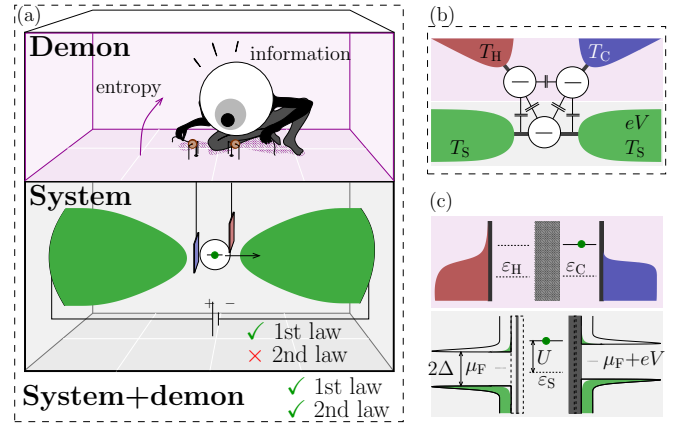


FIG. 1. Composite system under investigation. (a) Illustration of the demon, measuring the occupation of a quantum dot and manipulating the transition probabilities such that electrons enter the dot from the left reservoir and leave the dot towards the right reservoir. Within the system alone, the first law of thermodynamics holds while the second law is violated. (b) Real space schematics and (c) spectral properties of an implementation with quantum dots. Both the system as well as the demon can host at most one electron. The demon includes a temperature gradient which is used to overcome the voltage bias within the system. Capacitive couplings (with equal charging energy U) between the system dot and the demon dots serve for measuring the occupation of the system dot. Capacitive couplings between the demon dots and the tunnel barriers within the system result in the desired modulation of transition rates.

arises from microscopic equations of motion that are time-reversal symmetric [4, 5, 16, 26] and how logical information should be taken into account in thermodynamic bookkeeping [12, 13, 27–56]. Experimental advances in controlling small systems have opened up the possibility of investigating stochastic thermodynamics in a variety of platforms including electronic systems [57–74], DNA molecules [75, 76], photons [77], Brownian particles [78, 79], and ultracold atoms [80]. Extensions to the quantum regime [81], where additional subtleties and challenges are encountered, have already led to many exciting insights both from theory [3, 82–84] as well as from experiment [85–88].

Even centuries after its conception, Maxwell’s (and Szilard’s [89]) thought experiment provides a prime concept for illustrating novel ideas and insights in the thermodynamics of information. Studies on Maxwell’s demon can broadly be grouped into two categories. Demons which rely on external control [60, 61, 68, 77, 78, 80, 87, 88, 90–96] and autonomous demons [41, 64, 86, 97–114], where no external control is needed. Connections between autonomous and non-autonomous implementations of Maxwell’s demon were investigated in Refs. [43, 104, 115–118]. Autonomous demons offer the possibility to keep track of information flows and to investigate the necessary entropy production associated with a certain level of performance. Such devices often rely either on an information reservoir [41, 97, 98, 100, 101, 103, 105, 107, 110], providing a storage medium for the measurement outcomes, or on thermal reservoirs [64, 99, 102, 106, 108, 109, 111, 112, 114]. The latter are of particular interest as they only require standard thermodynamic resources and are thus within the paradigm that addresses the question *what can be achieved by coupling a small system to thermal reservoirs?* These devices can give insight into how descriptions in terms of information relate to a more traditional description in terms of energy flows alone, where it is well established how to account for the required resources.

Here we consider autonomous demons based on quantum dots that only require thermal reservoirs. Quantum dots and metallic islands, where electrons can hop between well defined regions, provide promising architectures because of multiple reasons [70, 119]: First, charging energies confine the system to few states, resulting in a tractable behavior that is well described by Markovian master equations. Furthermore, these systems are comparably stable over time [70]. Second, tunneling rates and on-site energies can be controlled by external gates which allows for tuning the relevant time- and energy-scales in situ [62, 120]. Third, all relevant ingredients for stochastic thermodynamics, such as a temperature gradient, have already been implemented experimentally [121–128]. Indeed, experiments based on Maxwell’s thought experiment have been reported in Refs. [60, 61, 64, 66–68].

The system under investigation is sketched in Fig. 1. Before looking into the working principle and the details of the information-to-work conversion, we briefly summarize our main results and the main merits of the considered system:

1. In the spirit of Maxwell’s original thought experiment, and in contrast to previous investigations [64, 99, 106],

the energy of the system does not change. The first law is hence respected by both the demon as well as the system alone. Only the second law is seemingly violated when disregarding the entropy production of the demon.

2. Our model allows for a detailed investigation of information-to-work conversion keeping track of the entropy produced by the demon. This allows for comparing a description based on information to a description in terms of a machine that uses only conventional thermal resources.
3. In the limit of a fast demon, we find a Markovian master equation for the system alone, where detailed balance is explicitly broken. This allows for investigating the thermodynamic cost of breaking detailed balance.
4. Considering different forms of time-reversal, we find different fluctuation relations. Notably, a novel form of time-reversal on the single-particle level results in a novel fluctuation relation which cannot be found from the full counting statistics of heat and charge currents.

The rest of this article is structured as follows: In Sec. II, we introduce the system and illustrate how information is used to convert heat into work. Section III discusses the system as a heat engine. A description based on information flows is given in Sec. IV. In Sec. V we go beyond mean values and introduce fluctuation relations. Efficiencies and second law like inequalities are discussed in Sec. VI. Section VII is devoted to experimental considerations, and we conclude in Sec. VIII.

II. SYSTEM AND WORKING PRINCIPLE

The system under investigation is sketched in Fig. 1. It consists of three quantum dots and four fermionic reservoirs. The system can be divided into two parts that are only coupled through the Coulomb repulsion between electrons. The lower part [in Fig. 1(b)] of the system will be referred to as the *system* while the upper part will be referred to as the *demon*. The combination of system and demon will henceforth be referred to as the *composite system*. Related bipartite systems are interesting for Coulomb drag [129–132], heat engines [62, 120, 133, 134], fluctuation theorems [129, 135, 136], thermal drag [137], and refrigerators [113, 138, 139]. The system contains a single quantum dot which hosts a single energy level and is tunnel-coupled to two superconducting leads. Throughout the paper, these leads will be referred to as the *left* and *right* reservoir. They are described by the common temperature $T_S = T$ and possibly different chemical potentials μ_L, μ_R , where we define

$$eV = \mu_R - \mu_L. \quad (1)$$

For positive voltages, there is thus a tendency for electrons to flow from the right to the left reservoir. Since no charge transfer in the absence of the demon is desired, the energy level of the dot, ε_S , is placed within the superconducting gap of both leads, see Eq. (2) below. We assume the intra-dot Coulomb interaction to be so strong that the quantum dot can host at most one electron [140].

The demon consists of two quantum dots, each hosting a single energy level ($\varepsilon_{C/H}$) and coupled to a normal conducting lead. The temperatures of these leads are different $T_H \geq T_C$ where the subscripts stand for *hot* and *cold*. In the following, we will refer to the demon quantum dots as the *cold dot* and *hot dot*, reflecting their respective reservoir. We assume both the intra-dot Coulomb repulsion as well as the inter-dot Coulomb repulsion within the demon to be so strong that at most one electron can occupy the demon. It also suppresses pair tunneling in the system.

Within the demon, there is a tendency of heat to flow from hot to cold. As in conventional thermoelectrics, this tendency will be used to drive a charge flow against the voltage bias in the system. To this end, the demon and the system are coupled to each other through the Coulomb interaction. Unlike in conventional thermoelectrics, this capacitive coupling connects the system to the (demon) heat sources while keeping it electrically isolated [120]. We assume that the couplings between the system dot and the two demon dots are identical and captured by a charging energy U (deviations from this are discussed in Sec. V). We then demand

$$\mu_{L/R} - \Delta < \varepsilon_S < \mu_{L/R} + \Delta < \varepsilon_S + U, \quad (2)$$

where Δ denotes the superconducting gap assumed to be equal for both leads. Then, tunneling in the system dot is suppressed by the gap when the demon is empty. This ensures that electrons can only enter or leave the system dot at energy $\varepsilon_S + U$, preventing any energy flow between the system reservoirs and the demon [141]. To obtain an implementation of Maxwell's demon, we choose the chemical potential of the cold reservoir such that

$$\varepsilon_C < \mu_C < \varepsilon_C + U. \quad (3)$$

At low temperatures, the cold dot will thus tend to be filled if the system dot is empty and vice versa. This anti-correlation provides the demon with information on the system state and is illustrated by the demon's eye in Fig. 1(a).

The final ingredient that is required is an effect of the repulsive Coulomb interaction on the tunnel barriers between the system dot and its reservoirs. In particular, we assume that if the cold dot is occupied, tunneling between the system dot and the right reservoir is suppressed. Similarly, an occupied hot dot is assumed to result in a suppressed tunneling between the system dot and the left reservoir. This effect is analogous to the current suppression resulting from single electrons which is exploited in charge counting experiments [142–146]. Through this effect, the demon effectively opens and closes the connections between the system dot and the corresponding reservoirs. This is illustrated by the hands of the demon in Fig. 1(a).

The desired effect of these ingredients is to move charges against the voltage bias as illustrated in detail in Fig. 2: For an empty system dot, the cold dot is occupied, blocking charge transfer from the right reservoir. Once the system is filled from the left, the cold dot will be emptied and the energy level of the system dot will drop inside the superconducting gap, preventing any charge transport. The hot dot has a chance of

becoming occupied even when the system dot is occupied. In this case, charge transfer back to the left reservoir is blocked and the system dot can only be emptied to the right. Emptying the hot dot and filling the cold dot then closes the cycle. For every cycle, one electron is moved against the voltage bias and an amount of heat U flows from hot to cold. In this way, the temperature gradient within the demon can drive a charge current against the voltage bias within the system.

Before delving into a quantitative account of the dynamics, we summarize the necessary ingredients:

1. Coulomb repulsion between system and demon results in an empty cold dot if the system dot is occupied and vice versa. This anti-correlation constitutes the “eye” of the demon.
2. Coulomb repulsion between the demon dots and the barriers suppresses tunneling to the right/left reservoir if the cold/hot dot is occupied. This constitutes the “hands” of the demon.
3. Superconducting gaps prevent charge transport through the system when the demon is empty.
4. Equal Coulomb interactions of strength U between the system dot and the two demon dots prevent energy flow between the demon and the system.

A. Master equation

The composite system is described by six different states that are labeled (s, d) . The system can be empty ($s = 0$) or occupied ($s = 1$); the demon can be empty ($d = e$), the cold dot can be occupied ($d = c$) or the hot dot can be occupied ($d = h$). In the limit of weak coupling between the quantum dots and the reservoirs, the composite system can be described by a Markovian rate equation [147, 148]

$$\partial_t P_{sd} = \sum_{s', d', \alpha} [\Gamma_{sd, s' d'}^\alpha P_{s' d'} - \Gamma_{s' d', sd}^\alpha P_{sd}], \quad (4)$$

where P_{sd} denotes the probability to be in the state (s, d) and $\Gamma_{sd, s' d'}^\alpha$ denotes the transition rate from state (s', d') to state (s, d) induced by reservoir $\alpha \in \{L, R, H, C\}$. The transition rates can be found by Fermi's golden rule and read (for all non-vanishing transitions)

$$\begin{aligned} \Gamma_{sc, se} &= \Gamma_C f_C^s, & \Gamma_{1c, 0c}^L &= \Gamma_L f_L, & \Gamma_{1c, 0c}^R &= \Gamma_R e^{-\delta_R} f_R, \\ \Gamma_{sh, se} &= \Gamma_H f_H^s, & \Gamma_{1h, 0h}^R &= \Gamma_R f_R, & \Gamma_{1h, 0h}^L &= \Gamma_L e^{-\delta_L} f_L, \end{aligned} \quad (5)$$

with their reversed transitions obtained by replacing $f = f_\alpha, f_\alpha^s$ by $1 - f$. Here Γ_α denotes the tunneling rate associated with reservoir α and $\delta_{L/R}$ characterizes the suppression of tunneling induced by the occupation of the demon dots (i.e., $\delta_{L/R} \rightarrow \infty$ corresponds to complete suppression and $\delta_{L/R} = 0$ to no effect). For ease of notation, we omitted the superscript α whenever there is only one reservoir which can induce the corresponding transition. The different Fermi-Dirac distributions read

$$f_{C/H}^s = \frac{1}{e^{\beta_{C/H}(\varepsilon_{C/H} + sU)} + 1}, \quad (6)$$

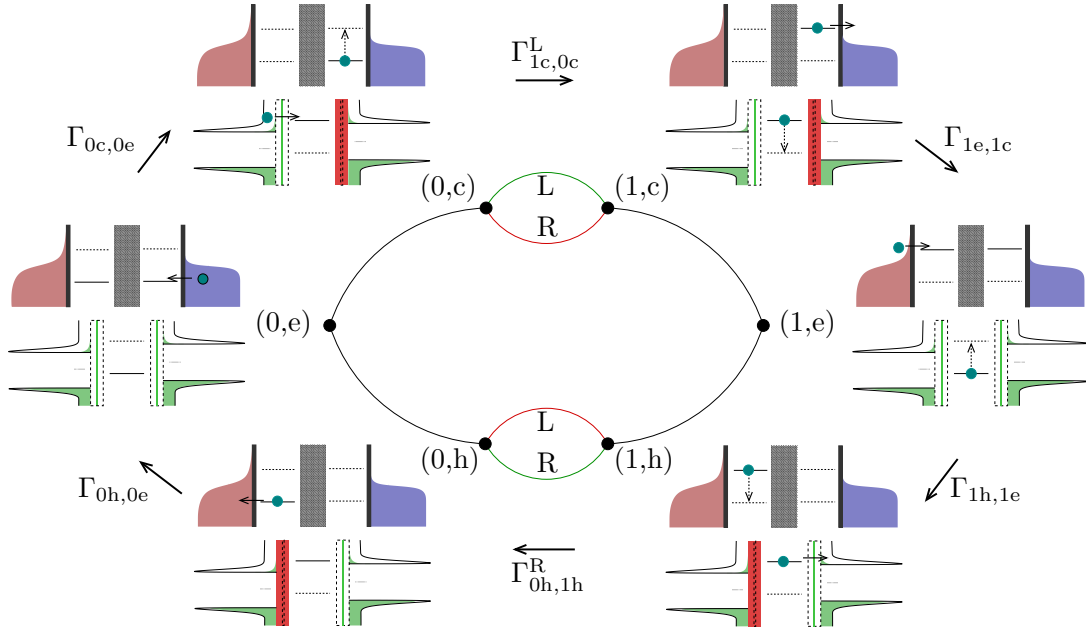


FIG. 2. Working principle and graph representation. Inner part: graph representation of Eq. (4). Each node corresponds to a state (s, d) and each line corresponds to possible transitions between states. The transitions illustrated in dashed-red are suppressed by the demon while the transitions illustrated in green are not. Outer part: desired behavior of the composite system. Starting with three empty dots (left-hand side), the system dot cannot be filled due to the superconducting gaps. The cold dot can be filled, lifting the energy level in the system above the superconducting gaps. When the cold dot is filled, transitions involving the right reservoir are suppressed. The system dot can be filled from the left. This raises the energy level of the cold dot above μ_C , such that the electron can leave. The electron in the system dot is now trapped due to the superconducting gaps until the hot dot is being filled. When the hot dot is full, transitions involving the left reservoir are suppressed and the system dot is emptied to the right. The cycle is closed when the hot dot is emptied. In one cycle, one electron is transported against the voltage bias and one quantum of heat of size U is transported from hot to cold.

and

$$f_{L/R} = \frac{1}{e^{\beta(\xi_{L/R} + U)} + 1}, \quad (7)$$

with the inverse temperature $\beta_\alpha = 1/T_\alpha$ and $\xi_\alpha = \varepsilon_\alpha - \mu_\alpha$ (interpreting $\varepsilon_L = \varepsilon_R = \varepsilon_S$). We further included the (normalized) superconducting density of states in the transition rates, such that

$$\Gamma_\alpha = \Gamma_\alpha^N \mathcal{N}_\alpha, \quad \mathcal{N}_{C/H} = 1, \\ \mathcal{N}_{L/R} = \left| \text{Re} \left(\frac{\xi_{L/R} + U + i\gamma}{\sqrt{(\xi_{L/R} + U + i\gamma)^2 - \Delta^2}} \right) \right|, \quad (8)$$

where the superscript N denotes the tunnel rate for a normal conductor. We have considered a tiny but finite inverse quasi-particle lifetime, γ , to avoid numerical discontinuities [149]. The transition rates in Eq. (5) fulfill detailed balance, ensuring that, in equilibrium, each transition is compensated for by its reverse [147, 148]. We thus find

$$\frac{\Gamma_{1c,0c}^R}{\Gamma_{0c,1c}^R} = e^{-\beta(\xi_R + U)}, \quad (9)$$

and a similar expression for all other transitions.

From Eq. (5), it can be seen that many transition rates in Eq. (4) vanish. This becomes particularly apparent when expressing Eq. (4) as a graph [150], see the inner part of Fig. 2.

Every state (s, d) corresponds to a node in the graph and all non-vanishing transitions are denoted by a line connecting two nodes.

B. Limiting cases

As discussed above, the desired behavior of the composite system is described by the directed cycle shown in the outer part of Fig. 2. In general however, the behavior will deviate from this because of two reasons. First, for finite $\delta_{L/R}$, undesired tunneling events, illustrated by the red lines in the inner part of Fig. 2, are not completely suppressed. Second, the anti-correlation between the system dot and the cold dot is in general not perfect. It is illustrative to consider the limiting cases where these deviations from the ideal behavior are suppressed one by one, cf. Ref. [99]. To this end, we first consider the limit of a *strong demon*

$$\delta_L, \delta_R \rightarrow \infty. \quad (10)$$

In this case, no tunneling to the right/left dot is allowed whenever the cold/hot dot is occupied. In the graph representation, this limit removes the two lines shown in red in Fig. 2, resulting in a single loop. In the long time limit, the trajectories of the composite system are then characterized by a single stochastic variable: the number of cycles along the loop. Note

that in contrast to the ideal behavior, cycles in the wrong direction may be completed. The strong demon limit thus significantly facilitates the analysis and, as shown in more detail below, the heat and charge currents are tightly coupled to each other as each electron that traverses the system corresponds to a single quantum of heat that traverses the demon.

The anti-correlation between the cold dot and the system dot may be imperfect for two reasons. First, the demon can only react to changes in the system state on the time scale of $1/\Gamma_{C/H}$. There is thus a delay in the measurement performed by the demon. Second, a finite T_C induces thermal fluctuations in the cold dot which result in a noisy measurement. A particularly illuminating limit is the limit of a *fast demon*

$$\Gamma_C, \Gamma_H \gg \Gamma_L, \Gamma_R. \quad (11)$$

In this limit, we can assume that the demon is at all times described by a steady state which depends on the occupation of the system dot. This steady state, denoted by τ^s , can be calculated by setting $\Gamma_{L/R} = 0$. In this case, the master equation in Eq. (4) decouples into two blocks corresponding to a filled and an empty system dot. The steady states of those blocks read

$$\tau^s = \begin{pmatrix} \tau_e^s \\ \tau_c^s \\ \tau_h^s \end{pmatrix} = \frac{1}{Z_s} \begin{pmatrix} 1 \\ e^{-\beta_C(\xi_C + sU)} \\ e^{-\beta_H(\xi_H + sU)} \end{pmatrix}, \quad (12)$$

where Z_s looks like a partition function for the demon given the system state and ensures the normalization of τ^s . Under the assumption of a fast demon [cf. Eq. (11)], the separation of time-scales between system and demon ensures

$$P_{sd} = P_s^S \tau_d^s, \quad (13)$$

at all times. Here, $P_s^S = \sum_d P_{sd}$ denotes the probability of the system being in state s . From Eqs. (4) and (13), we derive a rate equation for the transitions between $\tau^0 \leftrightarrow \tau^1$

$$\partial_t P_0^S = -(\Gamma_{10}^L + \Gamma_{10}^R) P_0^S + (\Gamma_{01}^L + \Gamma_{01}^R) P_1^S, \quad (14)$$

and $P_0^S + P_1^S = 1$. Here we introduced the rates

$$\begin{aligned} \Gamma_{10}^L &= \frac{\Gamma_L}{Z_0} [e^{-\beta_C \xi_C} + e^{-\beta_H \xi_H - \delta_L}] f_L, \\ \Gamma_{01}^L &= \frac{\Gamma_L}{Z_1} [e^{-\beta_C(\xi_C + U)} + e^{-\beta_H(\xi_H + U) - \delta_L}] (1 - f_L), \\ \Gamma_{10}^R &= \frac{\Gamma_R}{Z_0} [e^{-\beta_C \xi_C - \delta_R} + e^{-\beta_H \xi_H}] f_R, \\ \Gamma_{01}^R &= \frac{\Gamma_R}{Z_1} [e^{-\beta_C(\xi_C + U) - \delta_R} + e^{-\beta_H(\xi_H + U)}] (1 - f_R), \end{aligned} \quad (15)$$

that account for charging and uncharging of the system dot. These rates explicitly break detailed balance. Following Ref. [91], we write

$$\ln \frac{\Gamma_{10}^{L/R}}{\Gamma_{01}^{L/R}} = -\beta(\xi_{L/R} + U) + r_{L/R}, \quad (16)$$

where $r_{L/R}$ quantifies the breaking of detailed balance.

Deriving a rate equation with broken detailed balance allows for connecting to previous works which use such an equation as a starting point [90, 91]. For instance, upon a redefinition of the parameters, Eq. (14) is equivalent to the system discussed in Ref. [90], where a single quantum dot is considered, with tunnel couplings to reservoirs that depend on the occupation of the dot. The dependence of the tunnel couplings is argued to result from an external measurement and feedback loop. Here, we find how such a model emerges from a completely autonomous implementation.

We note that in the fast demon limit, the state of the demon contains no memory of any previous state of the system. Tracing out a memory-less part of a composite system generally results in a Markovian master equation for the reduced system [147, 148]. However, in contrast to thermal environments, the demon is not in thermal equilibrium, cf. Eq. (12). Therefore, the transition rates between system states induced by the demon do not fulfill detailed balance. This is in agreement with Ref. [114], where an environment out of equilibrium is shown to act as a demon. We note that the method outlined here can be applied to any Markovian master equation where a separation of time-scales can be found.

As discussed above, the imperfect anti-correlation between the system dot and the demon dot may result from a delay of the demon as well as from thermal fluctuations of the cold bath. It is thus illustrative to consider the limit of an *error-free demon*

$$\Gamma_C, \Gamma_H \gg \Gamma_L, \Gamma_R, \quad T_C \rightarrow 0. \quad (17)$$

In this case, we find from Eq. (12) $\tau_c^s = \delta_{s,0}$, i.e., perfect anti-correlation between the system dot and the cold dot. The dynamics of the system is governed by Eq. (14) with the rates

$$\begin{aligned} \Gamma_{10}^{L,ef} &= \Gamma_L f_L, \\ \Gamma_{01}^{L,ef} &= e^{-\delta_L} \Gamma_L (1 - f_L) f_H^1, \\ \Gamma_{10}^{R,ef} &= e^{-\delta_R} \Gamma_R f_R, \\ \Gamma_{01}^{R,ef} &= \Gamma_R (1 - f_R) f_H^1. \end{aligned} \quad (18)$$

Note that the transition rates for emptying the system are reduced by the occupation probability of the hot dot which is below one. Only for a hot reservoir with a strong population inversion (i.e., $T_H \rightarrow -\infty$) could this reduction be removed. In this case, the equivalence with Ref. [90] becomes particularly transparent.

Finally, we consider the limit of a *perfect demon*

$$\delta_L, \delta_R \rightarrow \infty, \quad \Gamma_C, \Gamma_H \gg \Gamma_L, \Gamma_R, \quad T_C \rightarrow 0. \quad (19)$$

In this case, Eq. (14) reduces to

$$\partial_t P_0^S = -\Gamma_{10}^{L,ef} P_0^S + \Gamma_{01}^{R,ef} P_1^S, \quad (20)$$

with rates given in Eq. (18). We thus obtain the desired behavior where the system dot can only be filled from the left and emptied to the right. The composite system thus moves along the cycle illustrated in Fig. 2 (along the desired direction), where transitions involving the demon happen infinitely fast.

TABLE I. Limiting cases and corresponding stall voltages.

Strong demon:	$\delta_L, \delta_R \rightarrow \infty$	$\beta e V_s = U(\beta_C - \beta_H)$
Fast demon:	$\Gamma_C, \Gamma_H \gg \Gamma_L, \Gamma_R$	$\beta e V_s = r_L - r_R$
Error-free demon:	Fast & $T_C \rightarrow 0$	$\beta e V_s = \delta_L + \delta_R$
Perfect demon:	Strong & Error-free	$\beta e V_s \rightarrow \infty$

The limiting cases introduced in this section will serve as benchmarks and allow for analytic progress. In particular, we will find a trade-off between the performance of the demon and its entropy production. We summarize the considered limiting cases in Table I.

III. THE DEMON AS A HEAT ENGINE

Let us now consider the general case described by Eqs. (4) and (5). In the long time limit, the system reaches a stationary regime where the currents are given by the following expressions:

$$I_l = -e \sum_{d \neq e} (\Gamma_{0d,1d}^l P_{1d} - \Gamma_{1d,0d}^l P_{0d}), \quad (21)$$

$$J_l = \sum_{d \neq e} (\xi_l + U) (\Gamma_{0d,1d}^l P_{1d} - \Gamma_{1d,0d}^l P_{0d}), \quad (22)$$

for the charge and heat currents through terminal $l \in \{L, R\}$ of the system ($I_L = -I_R$, due to charge conservation), and

$$J_H = U \sum_s (\Gamma_{se,sh} P_{sh} - \Gamma_{sh,se} P_{se}), \quad (23)$$

$$J_C = U \sum_s (\Gamma_{se,sc} P_{sc} - \Gamma_{sc,se} P_{se}), \quad (24)$$

for heat flowing into the hot and cold terminals, respectively. In the demon dots, $I_H = I_C = 0$. We use a convention with charge (heat) currents defined as positive when flowing out of (into) the reservoirs. An interesting aspect of our system is that the transport of heat through the demon is fully determined by charge fluctuations (i.e., the time-dependent occupation of the quantum dots) [120]. The demon heat currents and their fluctuations can therefore be measured by time-resolved charge detection using, e.g., two quantum point contacts [151]. This scheme has recently been implemented to detect entropy flows in related configurations [72].

For the parameters of interest, the gap forbids transitions $(0,e) \leftrightarrow (1,e)$. In that case, electrons enter and leave the system dot at the same energy, implying that the system does not absorb energy from the demon. Energy is thus conserved both in the system and in the demon. As there are no charge currents in the demon, this implies

$$J_C + J_H = 0. \quad (25)$$

The fact that the system does not absorb any heat from the demon is useful for heat management [141, 152] and it allows us to define the heat current flowing in the demon as $J_d =$

$J_C = -J_H$. We find that a charge current can be generated in the system at zero applied voltage

$$I_R(V=0) = -\frac{e}{U} \frac{\Gamma_L \Gamma_R [1 - e^{-(\delta_L + \delta_R)}]}{(\Gamma_R + e^{-\delta_L} \Gamma_L)(\Gamma_L + e^{-\delta_R} \Gamma_R)} J_d, \quad (26)$$

which depends on the heat flow through the demon and the demon's ability to act on the system. From energy conservation we also find

$$J_L + J_R = P, \quad (27)$$

with the power $P = -I_R V$. When $P > 0$ power is generated in the system due to a charge current flowing against a voltage bias. Equations (25) and (27) express the separation of the first law in the two partitions, as sketched in Fig. 1 (a).

Using Clausius' expression for the steady-state entropy production in reservoirs in local equilibrium, $\dot{S}_\alpha = -J_\alpha/T_\alpha$, we define the entropy production associated with the system

$$\dot{S}_s = -(J_L + J_R) \frac{1}{T} = -\frac{P}{T}, \quad (28)$$

and the demon

$$\dot{S}_d = -J_d \left(\frac{1}{T_C} - \frac{1}{T_H} \right). \quad (29)$$

Note that the entropy production associated with the demon diverges for $T_C \rightarrow 0$. This implies that an error free demon (where the cold dot is perfectly anti-correlated with the system dot) necessarily produces an infinite amount of entropy. From Eqs. (27) and (28), we find that the second law of thermodynamics allows for a positive power generated in the system provided that the entropy reduction in the system is compensated by the entropy produced in the demon [114]

$$\dot{S}_s + \dot{S}_d \geq 0 \quad \Leftrightarrow \quad \dot{S}_d \geq \frac{P}{T}. \quad (30)$$

This motivates us to define the efficiency of the demon similarly to what is done for a heat engine [153]

$$\eta = \frac{P}{J_d}. \quad (31)$$

The interpretation is clear as $J_d = -J_H$ is the heat current emitted by the hot reservoir, which is used as a resource. We stress that, differently from usual heat engines, the heat current is not absorbed by the system but flows into the cold demon reservoir which is spatially separated from the system. In the limit where the demon works reversibly, i.e., where the inequality in Eq. (30) becomes an equality, the efficiency is maximal and equal to

$$\eta_0 = \frac{T}{T_C} \left(1 - \frac{T_C}{T_H} \right). \quad (32)$$

This generalizes the expression for the efficiency bound of a heat engine coupled to a heat source and dissipating heat into a cold bath. When the system is thermalized with the cold bath (the typical situation for a thermocouple), i.e., when $T_C = T$,

η_0 reduces to the Carnot efficiency. We note that for $T > T_C$, η_0 is not bounded by one. The reason for this is that the temperature bias between the system and the cold bath then acts as an additional resource, allowing for power production without consuming heat from the hot bath. Indeed, for an error-free demon, where $T_C \rightarrow 0$, η_0 diverges.

A. Limiting cases

Let us first discuss the currents expected in the limiting cases listed in Table I. Of particular interest is the strong demon, for which the demon heat flow and system charge current are maximally correlated (sometimes denoted by tight-coupling)

$$I_R = -\frac{e}{U} J_d. \quad (33)$$

Note that similar cross-correlations occur in Carnot efficient heat engines [154, 155]. In this regime, we furthermore get that

$$J_d \propto U \left(1 - e^{-U(\beta_C - \beta_H) + eV\beta} \right). \quad (34)$$

In this case, both I_R and J_d are stalled at a voltage

$$\beta e V_s = U(\beta_C - \beta_H), \quad (35)$$

where the demon stops producing power. The efficiency increases linearly in voltage, $\eta = eV/U$ until the stall voltage, where it reaches the maximal efficiency $\eta = \eta_0$.

For the fast demon, we can write

$$I_R = -eC [f_L(1 - f_R) - e^{-\beta e V_s} f_R(1 - f_L)], \quad (36)$$

where $C \geq 0$ and the stall voltage is related to the breaking of detailed balance

$$\beta e V_s = r_L - r_R. \quad (37)$$

In the limiting case of an error-free demon, where $T_C \rightarrow 0$, the stall voltage simplifies to

$$\beta e V_s = \delta_L + \delta_R. \quad (38)$$

Evidently, in the perfect demon limit, the stall voltage diverges. In this case, the current is given by the simple expression

$$I_R = -e \frac{\Gamma_{01}^{L,ef} \Gamma_{10}^{R,ef}}{\Gamma_{01}^{L,ef} + \Gamma_{10}^{R,ef}}. \quad (39)$$

As $I_R < 0$, electrons are always driven from the left to the right reservoir, as expected in the limit of a perfect demon. Note however that this expression is only valid as long as Eq. (2) holds. The stall voltages in the limiting cases are summarized in Table I.

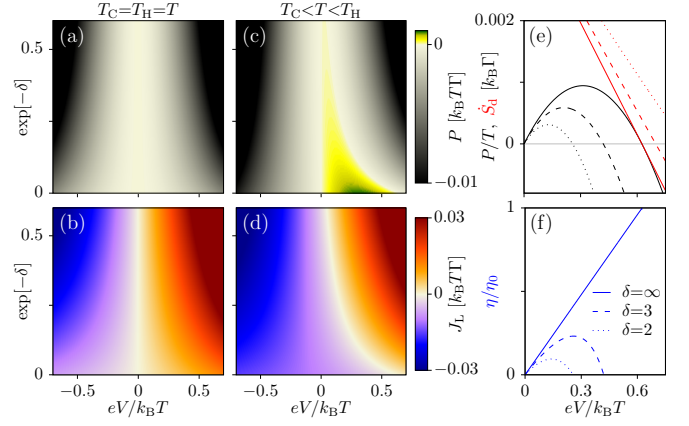


FIG. 3. Performance of the demon. The generated power and the heat flow out of terminal L are compared for the cases where the demon is (a,b) in equilibrium ($T_C = T_H = T$) and (c,d) out of equilibrium ($T_C < T < T_H$), as functions of the applied voltage V and the tunneling asymmetry $\delta = \delta_L = \delta_R$. For positive voltages, the non-equilibrium demon generates power while cooling the left reservoir at the same time. (e) The power generation reduces the entropy of the system by P/T , which is always smaller than the entropy production in the demon, \dot{S}_d , except for the case at the stall voltage with $\delta \rightarrow \infty$, where they are equal. At this point, (f) the demon performs in the reversible limit and the maximal efficiency η_0 is achieved. Here we explicitly included the effect of a finite superconducting gap, $\Delta = 0.8k_B T$, which does not influence the shown plots. Parameters: $T_H = 1.2T$, $T_C = 0.8T$, $U = 1.5k_B T$, $\varepsilon_S = \xi_H = 0$, $\xi_C = -0.4k_B T$, $\mu_L = -eV/2$, $\mu_R = eV/2$, $\Gamma_\alpha = 0.1k_B T$, and $\gamma = 10^{-8}k_B T$.

B. Performance

The performance of the demon is illustrated in Fig. 3, showing that the demon must be out of equilibrium in order to generate power. If $T_C = T_H$, even if different from T , the demon dots form an environment which is in local equilibrium and with which the system exchanges no energy. Therefore it is not surprising that transport in the system is only due to the applied voltage, the heat currents change sign at $V = 0$, and hence $P \leq 0$, as shown in Figs. 3(a) and (b). This is the behavior expected for an isolated two terminal quantum dot [156]: The demon sleeps.

The demon wakes up when $T_H > T_C$. In this case, a positive power is generated for voltages $0 < V < V_s$, where the stall voltage depends on the parameters of the composite system. In this region, the system generates power at the expense of its own heat, resulting in terminal L being cooled down ($J_L > 0$), as shown in Fig. 3(d). The second law is illustrated in Fig. 3(e), where the validity of Eq. (30) can clearly be seen. Only at the stall voltage in the strong demon limit, we have $\dot{S}_d = P/T$ (the process is reversible). At that point, the efficiency attains its bound $\eta = \eta_0$, see Fig. 3(f). Demons operating at finite δ produce an excess of entropy, less power, and operate at smaller efficiencies.

The strong demon is dual: As shown in Fig. 3(e), for voltages larger than V_s , the system dissipates power accompanied by the demon reducing its entropy. The roles are

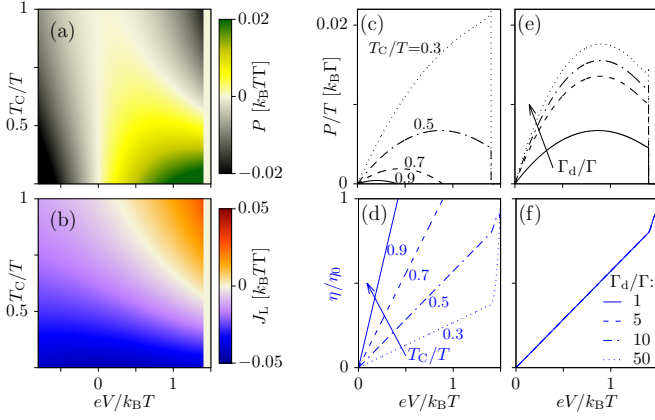


FIG. 4. Performance of the strong demon. (a) Generated power and (b) heat flow out of terminal L as functions of the applied voltage V and the temperature of the cold reservoir. $P \leq 0$ for $T_C = T_H$. The stall voltage increases for lower T_C , but is cut off by the gap. (c) The generated power also increases when lowering T_C . (d) The superconducting gap however avoids reaching the highest efficiencies. (e) By increasing the ratio Γ_d/Γ for the case $T_C = 0.5T$, the power increases toward the fast demon limit, (f) but the efficiency is not affected. Close to the gap, a small peak appears in P reflecting the superconducting density of states (8). Same parameters as in Fig. 3 except for those explicitly indicated.

then exchanged, with the system acting as an electrically-driven demon that refrigerates the original demon. This is due to the high correlation of charge fluctuations in the composite system, which is maximal in the strong demon limit ($\delta_L, \delta_R \rightarrow \infty$). Then, reversing the charge flow through the system implies the reversal of the heat currents in the demon. This becomes clear by considering the graph in Fig. 2. The strong demon limit avoids the inner (red) transitions so the sign of the current determines whether the cycle runs clockwise or anticlockwise.

Let us further explore the different limits of the strong demon configuration. These are shown in Fig. 4 by decreasing T_C and by increasing the ratio between the demon and system tunneling rates (setting $\Gamma_H = \Gamma_C = \Gamma_d$ and $\Gamma_L = \Gamma_R = \Gamma$), while keeping $\delta_L = \delta_R = \infty$. As discussed in Sec. III A, the extracted power and the cooling power of terminal L, as well as the stall voltage increase when lowering T_C , see Fig. 4 (a-f). However P and J_L are limited by the gap: for large voltages such that $\mu_R > \varepsilon_S + U - \Delta$, the transitions through the right barrier are suppressed, and transport through the system drops to zero. At the same time, the heat current in the demon is suppressed. Up to that voltage, the efficiency grows linearly as $\eta/\eta_0 = V/V_s$, as expected from Eq. (35), see Fig. 4 (d).

By additionally increasing the tunneling rates in the demon, one approaches the perfect demon limit. The increase of the power is plotted in Fig. 4 (e), which shows the saturation of the maximal power for $\Gamma_d \gg \Gamma$. Making the demon fast does not change the stall voltage. Hence, the efficiency is unaffected by changing the ratio Γ_d/Γ , see Fig. 4 (f).

IV. THE DEMON AS AN INFORMATION ENGINE

In this section, we investigate descriptions of the composite system in terms of information. We consider two descriptions introduced in Refs. [13] and [91]. Following Ref. [13], we find the generalized second law (in the steady state)

$$\dot{S}_s + \mathcal{I} \geq 0, \quad \dot{S}_d - \mathcal{I} \geq 0, \quad (40)$$

where the information flow \mathcal{I} quantifies the average information that the demon obtains on the system. This can be understood by inspecting the time-derivative of the mutual information between the system and the demon [13]. Here the information flow can be written as the product of an information current J_I times an information affinity \mathcal{F}_I . These quantities explicitly read

$$\mathcal{I} = J_I \mathcal{F}_I, \quad J_I = \frac{J_d}{U}, \quad \mathcal{F}_I = k_B \ln \frac{P_{0c} P_{1h}}{P_{1c} P_{0h}}. \quad (41)$$

Interestingly, the information current is determined by the heat quanta that traverse the demon, making it detectable in an experiment. For every quantum of heat, the demon obtains information about the system. The amount of information is determined by the information affinity which provides a measure for the anti-correlation between the system dot and the cold dot.

In the limit of a fast demon, we find

$$\mathcal{F}_I = U \left(\frac{1}{T_C} - \frac{1}{T_H} \right). \quad (42)$$

This implies that $\mathcal{I} = \dot{S}_d$ and Eqs. (40) reduce to the standard second law and a trivial equality, respectively. In this limit, the information description given in Ref. [13] does not provide any bounds that differ from the standard second law. Note that in the error-free (and in the perfect) demon limit, the information affinity diverges together with \dot{S}_d [99].

The second description in terms of information that we consider is based on a Markovian master equation with broken detailed balance to account for a measurement and feedback scheme [91]. In our case, this description only works in the fast demon limit, which is exactly the limit where the previous information description does not provide any additional constraint. Following Ref. [91], we find the generalized second law

$$\dot{S}_s + \mathcal{I}_f \geq 0, \quad (43)$$

where the subscript should remind the reader that this approach only works for the fast demon. The information flow is determined by the breaking of local detailed balance and reads

$$\begin{aligned} \mathcal{I}_f &= k_B \sum_{l=L,R} r_l (P_0^S \Gamma_{10}^l - P_1^S \Gamma_{01}^l) \\ &= \frac{k_B}{-e} (r_L - r_R) I_R = \frac{P}{T} \frac{V_s}{V}. \end{aligned} \quad (44)$$

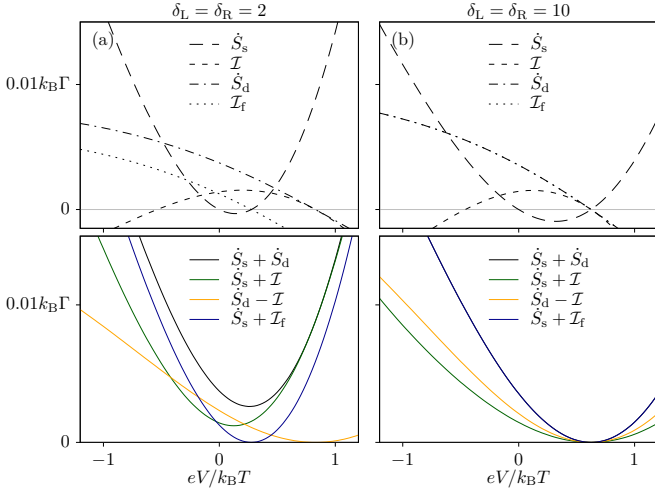


FIG. 5. Second-law like inequalities relating the rates for system and demon entropy change \dot{S}_s and \dot{S}_d , the information flow \mathcal{I} and the fast information flow \mathcal{I}_f for different strengths of the demon: (a) $\delta_L = \delta_R = 2$ and (b) $\delta_L = \delta_R = 10$. In the strong demon limit, $\dot{S}_d = \mathcal{I}_f$, and all inequalities are saturated at the stall voltage. Away from the fast demon limit, \mathcal{I}_f is defined as the right hand side of Eq. (44). Other parameters are as in Fig. 3.

The quantities related to the Markovian master equation with broken detailed balance are defined in Eqs. (14-16). Furthermore, we made use of $eV_s = r_L - r_R$ which holds in the fast demon limit. Equation (43) then reduces to the inequality

$$\frac{P}{T} \frac{V_s - V}{V} \geq 0. \quad (45)$$

Because the power is only positive for voltages that fulfill $0 < V < V_s$, this inequality is always fulfilled, not only in the fast demon limit. Taking the strong demon limit in addition to the fast demon limit, we find $\mathcal{I}_f = \dot{S}_d$ and Eq. (43) reduces to the standard second law. In the error-free demon limit, the information flow reduces to

$$\mathcal{I}_f = k_B(\delta_L + \delta_R) \frac{J_d}{U}. \quad (46)$$

As for the last description, the information flow thus diverges in the limit of a perfect demon. The inequalities in Eqs. (40) and (45) are illustrated in Fig. 5.

We thus find that a description in terms of information flows *can* complement a thermodynamic analysis and result in additional constraints. However, each information flow reduces to the entropy production of the demon, and the corresponding constraint to the second law, in a (different) limiting case.

V. FLUCTUATION RELATIONS

In this section, we go beyond mean values and investigate fluctuations in the steady-state heat and charge currents. We first consider a fluctuation relation that is related to time-reversing the composite system and provides the standard extension to the second law [157]. We then consider time-

reversal of the system only, which results in a novel fluctuation relation that applies even when the entropy production associated with the demon diverges.

Let us denote by X a trajectory of the composite system, which specifies the state (s, d) at each point in time during the time interval $[0, t]$. We denote the entropy that is produced during the trajectory by $S(X)$. In the long-time limit, the entropy is fully determined by the number of charges that traversed the system (w) and the number of heat quanta that traversed the demon (q). We can thus write

$$S(X) = -w \frac{eV}{T} + q \left(\frac{1}{T_C} - \frac{1}{T_H} \right). \quad (47)$$

Since the transitions in the composite system fulfill detailed balance, we find

$$\frac{P(X^\dagger)}{P(X)} = e^{-S(X)/k_B}, \quad (48)$$

where $P(X)$ denotes the probability that the composite system follows trajectory X and X^\dagger denotes the time-reversed of X . Summing over all trajectories that have the same values for w and q , we find

$$\frac{P(-w, -q)}{P(w, q)} = e^{w\beta eV - qU(\beta_C - \beta_H)}. \quad (49)$$

Alternatively, this fluctuation relation can be obtained by considering the symmetry of the cumulant generating function that characterizes the charge and heat transport through the composite system [151].

From Eq. (49), one can recover the second law using Jensen's inequality which results in

$$\langle w \rangle \beta eV \leq \langle q \rangle U(\beta_C - \beta_H), \quad (50)$$

where the averages are taken over the distribution $P(w, q)$. The second law is recovered by identifying $P = \partial_t \langle w \rangle eV$ and $J_d = \partial_t \langle q \rangle U$.

In the strong demon limit, charge and heat transport are tightly coupled, enforcing $w = q$ on each trajectory. The fluctuation relation then reduces to

$$\frac{P(-w)}{P(w)} = e^{w\beta e(V - V_s)}, \quad (51)$$

with $\beta eV_s = U(\beta_C - \beta_H)$. In the limit where $T_C \rightarrow 0$, heat can only flow into the cold bath enforcing $q \geq 0$ in every trajectory. The fluctuation relation in Eq. (49) is then reduced to the trivial equality $0 = 0$ for all terms where $q \neq 0$.

We now consider a novel type of fluctuation relation which is based on time-reversal of the system only. A naive time reversal of only the system state will in general result in trajectories that cannot occur in the composite system. To circumvent this problem, we consider a time-reversal on the single electron level. To this end, we note that a trajectory X describes electrons that enter and leave the system dot one after the other. Time-reversing only the system is now defined by reversing the path of each electron that traverses the system: An electron that enters the system from the left bath and

leaves it to the right bath is replaced by an electron that enters the system from the right bath and leaves it to the left bath. Electrons that leave the system to the same bath they originate from are not affected. Therefore, only electrons that contribute to transport are affected. The trajectory that is obtained from X in this way is denoted X^+ . The different forms of time-reversal considered here are illustrated in Fig. 6.

We now introduce the number n which counts the electrons that contribute to transport, weighted by the amount of open barriers they traverse. An electron that contributes to transport by traversing two open barriers increases n by one, irrespective of the sign with which it contributes to the charge current. An electron that contributes to transport by traversing two closed barriers reduces n by one. All other electrons do not contribute to n . As n counts electrons that behave according to the feedback effected by the demon, we call the corresponding current $F = \partial_t \langle n \rangle$ the *feedback-assisted current*. As illustrated in Fig. 6, the transformation $X \rightarrow X^+$ inverts the feedback-assisted current as well as the charge current but leaves the demon heat current invariant. This is in contrast to complete time-reversal, $X \rightarrow X^\dagger$, which inverts charge and heat currents but leaves the feedback-assisted current invariant.

With these definitions, we find the fluctuation relation

$$\frac{P(X^+)}{P(X)} = \frac{P(-w, -n)}{P(w, n)} = e^{w\beta eV - n(\delta_L + \delta_R)}. \quad (52)$$

Using Jensen's inequality, we find the constraint on the produced work

$$\langle w \rangle \beta eV \leq \langle n \rangle (\delta_L + \delta_R). \quad (53)$$

In contrast to Eq. (49), this fluctuation relation provides a constraint even when the entropy production associated with the demon diverges. Indeed, in the limit of an error-free demon, all electrons that flow against the voltage bias traverse open barriers and all electrons that flow with the bias traverse closed barriers. This enforces $n = w$ on all trajectories and Eq. (52) reduces to Eq. (51) with $\beta eV_s = \delta_L + \delta_R$, in agreement with Ref. [90], where the same fluctuation relation was found for a non-autonomous demon which does not make any measurement errors. We further remark that Eq. (52) breaks down in the strong demon limit, where it reduces to the trivial equality $0 = 0$ for all terms with $n \neq 0$.

We note that Eq. (52), as well as the feedback-assisted current, cannot generally be obtained by considering the symmetries of the cumulant generating function of heat and charge currents. The reason for this is that in contrast to the heat and charge currents, the feedback-assisted current of a trajectory depends on the *order* of the transition rates. The order is necessary to determine both the origin as well as the destination of each electron. One can however derive Eq. (52) from the cumulant generating function obtained from an extended master equation, where one explicitly keeps track of the origin of the electrons that occupy the system dot, see Appendix A.

We close this section by considering the fast demon limit which is described by a Markovian master equation for the system alone. In this case, a standard time-reversal of the sys-

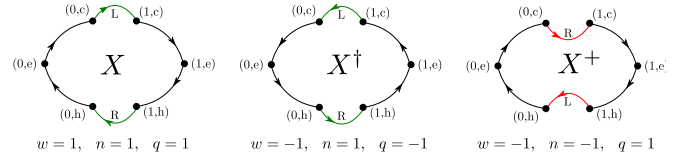


FIG. 6. Illustration of time-reversed trajectories. Left panel: desired trajectory, where an electron enters the system dot from the left through an open (green) barrier and leaves the system dot to the right through an open barrier. Completing this loop once results in a single charge transported against the voltage bias $w = 1$, a single quantum of heat transported from hot to cold $q = 1$, and a single electron contributing positively to the feedback-assisted current n . Middle panel: Time-reversing the composite system results in changing the direction of all arrows. While w and q change sign, the contribution to the feedback-assisted current remains positive because the electron passes through two open barriers. Right panel: Time-reversing only the system exchanges origin and destination of the electron that passes through the system dot. This inverts w and n while q remains invariant since the demon is not affected by the transformation.

tem trajectories is possible. This results in the fluctuation relation given in Eq. (51) with the stall voltage $\beta eV_s = r_L - r_R$. Therefore, in all limiting cases, except in the perfect demon limit where the stall voltage diverges, the fluctuation relation in Eq. (51) holds. In addition, the fluctuations are constrained by the relations given in Eq. (49) and Eq. (52). Equation (49) differs from Eq. (51) for finite δ_l and breaks down in the limit $T_C \rightarrow 0$. Equation (52) differs from Eq. (51) as long as the demon is not error-free and breaks down in the strong demon limit.

VI. EFFICIENCIES: COMPARING HEAT AND INFORMATION ENGINES

In the sections above, we found a number of second law like inequalities, each of which motivates the introduction of an efficiency. Here we discuss and compare these efficiencies, focusing on the regime where $P \geq 0$. We first consider the (normalized) thermal efficiency introduced above which follows from the standard second law

$$\eta_T = \frac{-\dot{S}_s}{\dot{S}_d} = \frac{\eta}{\eta_0} = \frac{\beta P}{J_d(\beta_C - \beta_H)} \leq 1. \quad (54)$$

This efficiency quantifies how well heat is converted into work. In the strong demon limit, it reduces to $\eta_T = V/V_s$, reaching its maximum value at the stall voltage. The thermal efficiency vanishes in the limit $T_C \rightarrow 0$ because \dot{S}_d diverges in this case. The second efficiency we consider is based on Eq. (40) and reads

$$\eta_I = \frac{-\dot{S}_s}{\mathcal{I}} = \frac{\beta P}{J_I \mathcal{F}_I} \leq 1, \quad (55)$$

where the information quantities are defined in Eq. (41). This efficiency can be understood as quantifying how the information flow is converted into power. It reduces to η_T in the fast

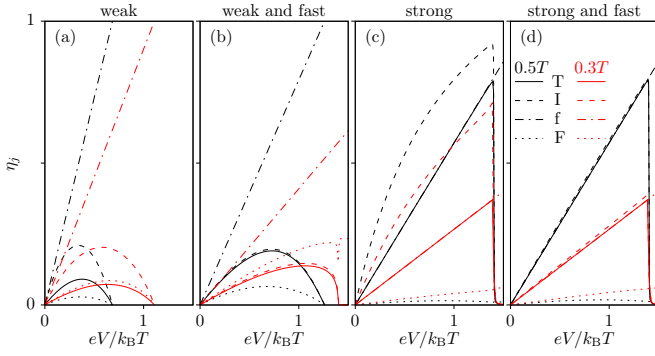


FIG. 7. Information related efficiencies, η_j , with $j=\{T, I, f, F\}$, calculated from the right hand side of Eqs. (54)–(57), for (a) a weak, (b) a weak and fast, (c) a strong and (d) a strong and fast demon. The cases with $T_C = 0.5T$ (black) and $T_C = 0.3T$ (red lines) are compared. We set $\delta_L = \delta_R = 2$ for weak, $\delta_L = \delta_R = 10$ for strong, $\Gamma_d = 50\Gamma$ for fast, and $\Gamma_d = \Gamma$ otherwise. For the fast demon (b) and (d), η_T and η_I overlap. For a strong demon, η_T coincides with η_f , panels (c) and (d), except for being limited by the gap.

demon limit. In this limit, we can use Eq. (43) to introduce a second information efficiency

$$\eta_f = \frac{-\dot{S}_s}{\mathcal{I}_f} = \frac{V}{V_s} \leq 1. \quad (56)$$

This efficiency reaches its maximum value at the stall voltage and reduces to the thermal efficiency in the strong demon limit. Finally, we introduce an efficiency based on Eq. (53)

$$\eta_F = \frac{\beta P}{F(\delta_L + \delta_R)} \leq 1. \quad (57)$$

We recall that $F = \partial_t \langle n \rangle$ denotes the feedback assisted current. This efficiency can be understood as how well the demon uses feedback, determined by the asymmetry in the tunnel barriers, to produce work. For an error-free demon, the efficiency reduces to V/V_s and thus to η_f .

The conversion of thermal resources and information can thus be characterized with different efficiencies. In the limiting cases, where these efficiencies can reach their maximum value, they reduce to the simple expression V/V_s . A perfect demon thus works very inefficiently with respect to all those efficiencies because the stall voltage diverges in this limit. This reflects the fact that the perfect demon cannot work in a reversible manner. Furthermore, the maximal efficiency will in this case be limited by the gap. Hence counter-intuitively, demons that make errors are in general more efficient. The different efficiencies are compared in Fig. 7. For strong and fast demons η_T , η_I and η_f coincide for voltages below the gap, see Figs. 7 (c) and (d).

VII. EXPERIMENTAL CONSIDERATIONS

In this section, we briefly consider the consequences of unequal charging energies and we discuss an alternative implementation of the device using metallic islands instead of quantum dots.

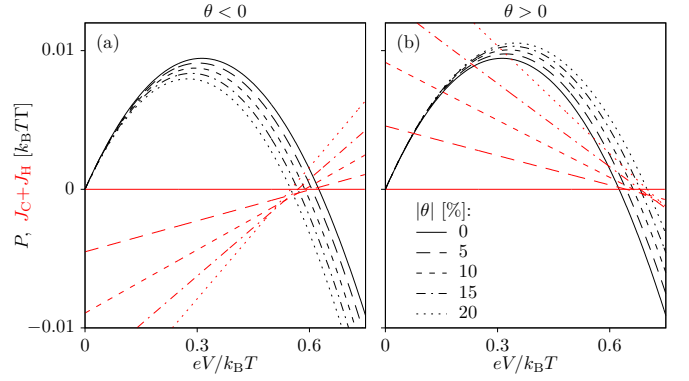


FIG. 8. Effect of unequal charging energies. Generated power (black lines) and heat current absorbed by the demon (red lines) for different factors of asymmetry, θ , having (a) $U_C > U_H$ and (b) $U_C < U_H$ (in both cases fixing $U_H = 1.5k_B T$). Same parameters as in Fig. 3 for the strong demon limit with $\delta_L = \delta_R = \infty$, except for those explicitly indicated.

A. Unequal charging energies

We have so far considered the case $U_C = U_H$ which ensures the energy conservation in the demon and in the system. In an experimental realization, the charging energies U_C , U_H depend on the geometrical capacitance of the two demon dots as well as on their respective capacitive coupling to the system dot. They are in principle different, which affects the demon heat currents: in the desired cycle illustrated in Fig. 2, the energy U_H is extracted from the hot terminal and U_C is absorbed by the cold one. The difference $U_H - U_C$ flows into the system: The electron tunnels from the left reservoir with an energy $\varepsilon_S + U_C$ and tunnels out to the right one with $\varepsilon_S + U_H$. Hence, the system alone does no longer satisfy the first law.

In this case, we have a more general relation for the heat currents in the demon

$$\frac{J_C}{U_C} + \frac{J_H}{U_H} = 0, \quad (58)$$

showing a tight coupling which is mediated by the charge fluctuations in the system. From conservation of energy in the composite system: $J_L + J_R = (U_H - U_C)J_C/U_C - P$, we find that heat leaks into the system, even when $P = 0$. However this does not have a fundamental impact on the demon operation. At $V = 0$ (no Joule heating), the current has the same expression as in Eq. (26) replacing J_d/U by J_C/U_C .

This is clearly demonstrated in Fig. 8, parametrizing the difference of charging energies in terms of the parameter

$$\theta = \frac{U_C - U_H}{U_H} \times 100. \quad (59)$$

It shows that the generated power is not affected by a finite $J_C + J_H$, even when it is of the same order as P . Indeed, we see in Fig. 8(a) that having $U_C > U_H$ is beneficial for increasing the power and the stall voltage. This is understood as it helps the demon mechanisms: larger U_C reduces the errors in the same way as lowering T_C would do. At the same time, smaller

U_H helps the hot dot to react better, requiring lower T_H to be effective. Note furthermore that in this case $J_C + J_H > 0$ i.e., heat is flowing into the demon and out of the system. In the opposite case, $U_C < U_H$, the demon injects heat into the system and power is reduced, see Fig. 8(b). This is exactly the opposite behavior that one expects from a conventional heat engine, marking the unique operation of our system being driven by information. Fluctuation theorems for $U_C \neq U_H$ are discussed in App. B.

B. Hard gap

We have considered that the superconducting gap is hard, except for a small inverse quasiparticle lifetime, γ . For a long time, achieving a hard gap in superconductor-semiconductor interfaces has been an experimental challenge. However, fast improvements have been achieved recently in junctions forming nanowires [158], 2D structures [159], and even quantum point contacts [160].

Imperfections in the gap would result in leakage heat currents into the system. This effect is captured in our model by increasing γ . It is nevertheless expected to be tiny in realistic configurations as soon as ε_S is well within the gap. In the same sense as in the previous subsection, these leakage currents can be easily disentangled from the relevant information flows.

An alternative way to filter transitions without involving superconducting leads involves the use of triple quantum dot arrays [120, 152]: the central one is coupled to the demon dots, while the outermost ones serve as energy filters at $\varepsilon_S + U$. This scheme has the advantage of reducing the effect of unequal charging energies by appropriately tuning the quantum dot levels.

C. Metallic islands

We have so far discussed an implementation based on single-level quantum dots. Recent experiments [64] motivate configurations with the quantum dots replaced by metallic islands, which are also affected by Coulomb blockade effects [161]. We briefly discuss a plausible configuration here, a more detailed analysis being beyond the aim of this manuscript. The main differences with respect to semiconductor quantum dots are that (i) the tunneling barriers (formed by insulating layers) are not affected by gate potentials and that (ii) they have a dense spectrum. These two effects compromise the exact cancellation of the energy currents in the system as well as the action of the demon on the system dynamics.

These issues can be partially overcome by adding two islands to the left and right of the system island, each of them capacitively coupled to one of the demon islands, see Fig. 9(a). Note that the spatial arrangement of the hot and cold terminals is opposite to the quantum dot case in Fig. 1(b).

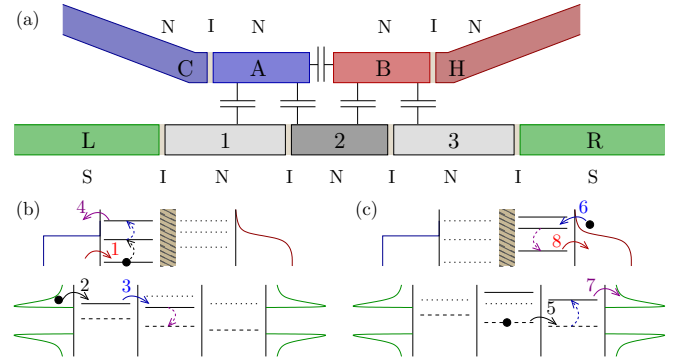


FIG. 9. Sketch of an analogue device formed by metallic islands. (a) The pale grey islands are used to avoid/permit transport into the system island (dark grey) depending on the occupation of the demon islands. Labels indicate superconducting leads (S), insulating tunneling barriers (I), and normal metal islands (N). The transitions in (b) and (c) picture the sequence of the demon action. Dashed arrows mark the change in the electrochemical potentials due to a tunneling transition in a different island (numbered full arrows).

The electrostatic energy of the composite system reads

$$\mathcal{U} = \sum_i E_i (n_i - n_{gi})^2 + \sum_{i,k \neq i} J_{ik} (n_i - n_{gi})(n_k - n_{gk}), \quad (60)$$

where $i=1,2,3$ label the system islands, and $i=A,B$ the cold and hot island, E_i is the on-site charging energy and $J_{ik} = J_{ki}$ describes the Coulomb interaction between islands. Let us define μ_i as the energy given by Eq. (60) when every island is empty except for i having one electron. It depends on the control parameters n_{gj} which can be tuned by gate voltages. Assuming $J_{AB} \gg J_{iA}, J_{iB}$, with $i \neq A,B$, only one of the demon islands can be occupied at a time. We further consider J_{1B} and J_{3A} to be negligible. By making $\mu_A + J_{1A} < \mu_C < \mu_A + J_{2A}$, the occupation of the cold island is sensitive only to the state of island 2. The chemical potential of islands 1 and 3 depend on the occupation of the demon through J_{1A} and J_{3B} . Having $\mu_1 > \mu_2 > \mu_3$ prevents an electron from tunneling from 3 to 1 when the demon islands are empty if the respective differences are not small compared to $k_B T$. In order to suppress the contribution of undesired transitions, one requires that the cold demon rate is much faster than the system ones such that, e.g., the cold island is immediately occupied when the system is empty. Once A is occupied, an electron tunneling into 1 will be transferred to 2 if $\mu_1 + J_{1A} > \mu_2 + J_{2A}$. Then, the cold island is emptied, see Fig. 9(b), the system electron can tunnel to 3 and, upon the charging of B, tunnel out to the right terminal. This is favored if $\mu_2 + J_{2B} > \mu_3 + J_{3B}$, see Fig. 9(c).

Other processes are possible that contribute to the wrong direction. Their contribution can be reduced if, e.g., the tunneling rate from L to 1 is larger than that from R to 3, but they cannot be totally suppressed. Hence, the range of parameters where the action of the demon is effective is reduced compared to the quantum dot setup, making it hard, e.g., to achieve a strong demon.

The system energy can still be conserved on average by gate

tuning the island chemical potentials. This is for example the case for $V = 0$ if $\mu_1 + J_{1A} = \mu_3 + J_{3B}$. In any case, as discussed above, a finite energy flow is easily disentangled from the relevant information currents.

VIII. OUTLOOK AND CONCLUSIONS

We presented a detailed investigation of information-to-work conversion in an autonomous implementation of Maxwell's demon based on three quantum dots coupled to separate thermal reservoirs. Since only reservoirs in local thermal equilibrium are used as resources, the entropy production associated with each reservoir can be accounted for. This allows for describing the information-to-work conversion process as a conventional thermoelectric heat engine. In addition, we investigated the process in terms of information flows. Such a description can result in additional constraints, depending on the regime of operation. From all descriptions, we find that in order for the demon to perform an error-free measurement, its associated entropy production must diverge. This is in agreement with previous results which found a diverging mutual information for error-free continuous measurements [47, 56]. Nevertheless, fluctuation relations and second law like inequalities can be found in this regime, cf. Eqs. (52) and (53).

Most of our results are illustrated using limiting cases, cf. Table I, which result in analytically tractable and intuitive results. A particularly useful limit is given by the fast demon limit, where we derive a master equation for the system alone with explicitly broken detailed balance. Interestingly, this is not necessarily accompanied by a diverging entropy production associated with the demon. From the graph representation of the original master equation (cf. Fig. 2) we find that any heat flow from hot to cold requires transitions in the system dot. Increasing the rates of the demon will thus not result in a diverging heat flow. While a perfect measurement is associated with a diverging entropic cost, breaking of detailed balance is not.

Fluctuation relations provide particularly useful constraints on the dynamics when operated far from equilibrium. To describe the composite system, we derived two different fluctuation relations. While the first is related to ordinary time-reversal and takes on the standard form [cf. Eq. (48)], the second is obtained by a novel kind of time-reversal that reverses the paths of all the electrons which traverse the system. Interestingly, this results in a fluctuation theorem which includes a current variable that has no simple relation to either heat or charge currents, see Eq. (52). This implies that this fluctuation relation cannot be obtained from the heat and charge statistics alone, except in the limit of an error-free demon where it reduces to the fluctuation relation of Ref. [90]. It can however be obtained from an extended master equation, where the origin of the electrons is explicitly accounted for. We thus provide an example where extending the master equation can uncover hidden symmetries that result in useful fluctuation relations. Using this approach to find novel fluctuation theorems in different systems provides a promising avenue for future

research. We have restricted ourselves to the weak coupling regime. Achieving the strong coupling limit relaxes the conditions required for the fast demon limit, and opens interesting questions on the energy that the demon invests on the operation of the system barriers [112].

In addition to providing fundamental insights, the proposed device can be implemented with current day technology. While such an implementation might result in deviations from the ideal behavior, where the first law is respected within the system alone, the underlying information-to-work conversion process should not be affected.

ACKNOWLEDGMENTS

We acknowledge fruitful discussions with J. Splettstoesser, R. S. Whitney, V. Maisi, P. Strasberg, and D. Sánchez. R.S. acknowledges support from the Ramón y Cajal program RYC-2016-20778 and the “María de Maeztu” Programme for Units of Excellence in R&D (MDM-2014-0377). P.S. acknowledges support by the Swedish VR. P.P.P. acknowledges funding from the European Union's Horizon 2020 research and innovation programme under the Marie Skłodowska-Curie Grant Agreement No. 796700.

Appendix A: Extended space master equation

In this appendix we introduce a generalized master equation that accounts for feedback-assisted transitions by counting the number of electrons that contribute to transport by traversing the system only through *open* barriers, n . To this end, the states with one electron in the system need to be distinguished depending on through which barrier ($l=L,R$) the electron tunneled in, and whether this barrier was open (o) or closed ($\nu=o,c$). This way, the configuration space includes 15 states: $(0,e)$, $(1,e,\nu l)$, $(0,h)$, $(0,C)$, $(1,h,\nu l)$, $(1,c,\nu l)$. For example, the sequence

$$(0,c) \xrightarrow{L} (1,c,oL) \rightarrow (1,e,oL) \rightarrow (1,h,oL) \xrightarrow{R} (0,h), \quad (A1)$$

(where the label over the arrows mark the barrier of the system involved in the transition), corresponding to the X cycle in Fig. 6, must count $n=1$, while

$$(0,c) \xrightarrow{R} (1,c,cR) \rightarrow (1,e,cR) \rightarrow (1,h,cR) \xrightarrow{L} (0,h), \quad (A2)$$

counts $n = -1$, see cycle X^+ in Fig. 6.

This is done by introducing a counting variable $z_F = e^{i\chi_F}$ in the appropriate transitions: It counts $n = 1$ at the occurrence of transitions $(1,c,oR) \xrightarrow{L} (0,c)$ and $(1,h,oL) \xrightarrow{R} (0,h)$. On the other hand, it counts $n = -1$ when $(1,c,cL) \xrightarrow{R} (0,c)$ and $(1,h,cR) \xrightarrow{L} (0,h)$. A second variable, $z = e^{i\chi}$, counts the number of transported particles, w . The resulting modified master

equation reads

$$\begin{aligned}
\dot{\rho}_{0,e} &= -\Gamma_{0d,0e}\rho_{0,e} + \Gamma_{0e,0c}\rho_{0,c} + \Gamma_{0e,0h}\rho_{0,h}, \\
\dot{\rho}_{0,h} &= \Gamma_{0h,0e}\rho_{0,e} - (\Gamma_{0e,0h} + \Gamma_{1h,0h}^s)\rho_{0,h} \\
&\quad + \left(\frac{1}{z}\Gamma_{0h,1h}^L + \Gamma_{0h,1h}^R\right)(\rho_{1,h,cL} + \rho_{1,h,oR}) \\
&\quad + \left(z_F\Gamma_{0h,1h}^R + \frac{1}{z}\Gamma_{0h,1h}^L\right)\rho_{1,h,oL} \\
&\quad + \left(\Gamma_{0h,1h}^R + \frac{1}{z z_F}\Gamma_{0h,1h}^L\right)\rho_{1,h,cR}, \\
\dot{\rho}_{0,c} &= \Gamma_{0c,0e}\rho_{0,e} - (\Gamma_{0e,0c} + \Gamma_{1c,0c}^s)\rho_{0,c} \\
&\quad + \left(\frac{1}{z}\Gamma_{0c,1c}^L + \Gamma_{0c,1c}^R\right)(\rho_{1,c,oL} + \rho_{1,c,cR}) \\
&\quad + \left(\frac{1}{z}\Gamma_{0c,1c}^L + \frac{1}{z_F}\Gamma_{0c,1c}^R\right)\rho_{1,c,cL} \\
&\quad + \left(\frac{z_F}{z}\Gamma_{0c,1c}^L + \Gamma_{0c,1c}^R\right)\rho_{1,c,oR}, \\
\dot{\rho}_{1,e,\nu l} &= -\Gamma_{1d,1e}\rho_{1,e,\alpha l} + \Gamma_{1e,1c}\rho_{1,c,\alpha l} + \Gamma_{1e,1h}\rho_{1,h,\nu l},
\end{aligned} \tag{A3}$$

for the probabilities where the composite system contains a single electron and

$$\begin{aligned}
\dot{\rho}_{1,h,oL} &= \Gamma_{1h,1e}\rho_{1,e,oL} - (\Gamma_{0h,1h}^s + \Gamma_{1e,1h})\rho_{1,h,oL}, \\
\dot{\rho}_{1,h,cL} &= z\Gamma_{1h,0h}^L\rho_{0,h} + \Gamma_{1h,1e}\rho_{1,e,cL} - (\Gamma_{0h,1h}^s + \Gamma_{1e,1h})\rho_{1,h,cL}, \\
\dot{\rho}_{1,h,oR} &= \Gamma_{1h,0h}^R\rho_{0,h} + \Gamma_{1h,1e}\rho_{1,e,oR} - (\Gamma_{0h,1h}^s + \Gamma_{1e,1h})\rho_{1,h,oR}, \\
\dot{\rho}_{1,h,cR} &= \Gamma_{1h,1e}\rho_{1,e,cR} - (\Gamma_{0h,1h}^s + \Gamma_{1e,1h})\rho_{1,h,cR}, \\
\dot{\rho}_{1,c,oL} &= z\Gamma_{1c,0c}^L\rho_{0,c} + \Gamma_{1c,1e}\rho_{1,e,oL} - (\Gamma_{0c,1c}^s + \Gamma_{1e,1c})\rho_{1,c,oL}, \\
\dot{\rho}_{1,c,cL} &= \Gamma_{1c,1e}\rho_{1,e,cL} - (\Gamma_{0c,1c}^s + \Gamma_{1e,1c})\rho_{1,c,cL}, \\
\dot{\rho}_{1,c,oR} &= \Gamma_{1c,1e}\rho_{1,e,oR} - (\Gamma_{0c,1c}^s + \Gamma_{1e,1c})\rho_{1,c,oR}, \\
\dot{\rho}_{1,c,cR} &= \Gamma_{1c,0c}^R\rho_{0,c} + \Gamma_{1c,1e}\rho_{1,e,cR} - (\Gamma_{0c,1c}^s + \Gamma_{1e,1c})\rho_{1,c,cR},
\end{aligned} \tag{A4}$$

for the probabilities where the composite system contains two electrons. Here we have defined $\Gamma_{m,p}^s = \Gamma_{m,p}^L + \Gamma_{m,p}^R$, $\Gamma_{sd,se} = \Gamma_{sh,se} + \Gamma_{sc,se}$, and $\Gamma_{se,sd} = \Gamma_{se,sh} + \Gamma_{se,sc}$. The full counting statistics for n and w is obtained from the lowest

eigenvalue of the matrix \mathcal{M} associated with the previous set of equations $\dot{\rho} = \mathcal{M}\rho$. For more details, see e.g. Ref. [151]. With this, one can verify the fluctuation theorem expressed in Eq. (52).

Setting $z = z_F = 1$ one can also compute the feedback-assisted current:

$$\begin{aligned}
F &= \Gamma_{0h,1h}^R\rho_{1,h,oL} + \Gamma_{0c,1c}^L\rho_{1,c,oR} \\
&\quad - \Gamma_{0c,1c}^R\rho_{1,c,cL} - \Gamma_{0h,1h}^L\rho_{1,h,cR},
\end{aligned} \tag{A5}$$

which cannot be obtained from knowing only the occupation of the charge states.

Appendix B: Fluctuation theorem for unequal charging energies

For unequal charging energies, $U_C \neq U_H$, the fluctuation theorem in Eq. (49) is generalized to

$$\frac{P(-w, -q)}{P(w, q)} = e^{w\beta eV - q(U_C\beta c - U_H\beta h)}. \tag{B1}$$

In the strong demon limit (where $w = q$), the stall voltage is

$$V_s = T \left(\frac{U_C}{T_C} - \frac{U_H}{T_H} \right). \tag{B2}$$

The fluctuation relation in Eq. (52) is modified as

$$\frac{P(-w, -n)}{P(w, n)} = e^{w\beta eV - n(\delta_L + \delta_R + g)}, \tag{B3}$$

where

$$e^g = \frac{\cosh[\beta(U_C + U_H + \xi_L + \xi_R)] + \cosh\left[\frac{\beta}{2}(eV - U_C + U_H)\right]}{\cosh[\beta(U_C + U_H + \xi_L + \xi_R)] + \cosh\left[\frac{\beta}{2}(eV + U_C - U_H)\right]}. \tag{B4}$$

The fluctuation relation in Eq. (B3) thus reduces to Eq. (52) both for equal charging energies, as well as for vanishing voltages. We note that in the error-free demon limit, where $w = n$ on each trajectory, Eq. (B3) implies that the stall voltage is given by the solution of the transcendental equation $\beta eV = \delta_L + \delta_R + g$.

-
- [1] G. Lindblad, “Measurements and information for thermodynamic quantities,” *J. Stat. Phys.* **11**, 231 (1974).
 - [2] J. M. R. Parrondo, J. M. Horowitz, and T. Sagawa, “Thermodynamics of information,” *Nat. Phys.* **11**, 131 (2015).
 - [3] J. Goold, M. Huber, A. Riera, L. del Rio, and P. Skrzypczyk, “The role of quantum information in thermodynamics – a topical review,” *J. Phys. A: Math. Theor.* **49**, 143001 (2016).
 - [4] M. Esposito, K. Lindenberg, and C. V. den Broeck, “Entropy production as correlation between system and reservoir,” *New J. Phys.* **12**, 013013 (2010).
 - [5] T. Sagawa, “Second law-like inequalities with quantum relative entropy: An introduction,” in *Lectures on Quantum Computing, Thermodynamics and Statistical Physics*, edited by M. Nakahara and S. Tanaka (World Scientific, 2012).

- [6] H. B. Callen, *Thermodynamics and an Introduction to Thermostatistics* (Wiley, New York, 1985).
- [7] J. C. Maxwell, *Theory of Heat* (Longmans, Green, and Co., 1871).
- [8] H. Leff and A. F. Rex, eds., *Maxwell’s Demon 2 Entropy, Classical and Quantum Information, Computing* (CRC Press, 2002).
- [9] R. Landauer, “Information is physical,” in *Workshop on Physics and Computation* (1992).
- [10] R. Landauer, “Irreversibility and heat generation in the computing process,” *IBM J. Res. Dev.* **5**, 183 (1961).
- [11] C. H. Bennett, “The thermodynamics of computation—a review,” *Int. J. Theor. Phys.* **21**, 905 (1982).
- [12] K. Funo, Y. Watanabe, and M. Ueda, “Integral quantum fluc-

- tuation theorems under measurement and feedback control,” *Phys. Rev. E* **88**, 052121 (2013).
- [13] J. M. Horowitz and M. Esposito, “Thermodynamics with continuous information flow,” *Phys. Rev. X* **4**, 031015 (2014).
- [14] R. J. Harris and G. M. Schütz, “Fluctuation theorems for stochastic dynamics,” *J. Stat. Mech. Theor. Exp.* **2007**, P07020 (2007).
- [15] M. Esposito, U. Harbola, and S. Mukamel, “Nonequilibrium fluctuations, fluctuation theorems, and counting statistics in quantum systems,” *Rev. Mod. Phys.* **81**, 1665 (2009).
- [16] C. Jarzynski, “Equalities and Inequalities: Irreversibility and the Second Law of Thermodynamics at the Nanoscale,” *Annu. Rev. Condens. Matter Phys.* **2**, 329–351 (2011).
- [17] U. Seifert, “Stochastic thermodynamics, fluctuation theorems and molecular machines,” *Rep. Prog. Phys.* **75**, 126001 (2012).
- [18] M. M. Mansour and F. Baras, “Fluctuation theorem: A critical review,” *Chaos* **27**, 104609 (2017).
- [19] C. Jarzynski, “Nonequilibrium equality for free energy differences,” *Phys. Rev. Lett.* **78**, 2690 (1997).
- [20] C. Jarzynski, “Equilibrium free-energy differences from nonequilibrium measurements: A master-equation approach,” *Phys. Rev. E* **56**, 5018 (1997).
- [21] G. E. Crooks, “Nonequilibrium measurements of free energy differences for microscopically reversible markovian systems,” *J. Stat. Phys.* **90**, 1481 (1998).
- [22] G. E. Crooks, “Entropy production fluctuation theorem and the nonequilibrium work relation for free energy differences,” *Phys. Rev. E* **60**, 2721 (1999).
- [23] G. E. Crooks, “Path-ensemble averages in systems driven far from equilibrium,” *Phys. Rev. E* **61**, 2361 (2000).
- [24] J. Kurchan, “A quantum fluctuation theorem,” *arXiv:cond-mat/0007360*.
- [25] H. Tasaki, “Jarzynski relations for quantum systems and some applications,” *arXiv:cond-mat/0009244*.
- [26] R. Kawai, J. M. R. Parrondo, and C. V. den Broeck, “Dissipation: The phase-space perspective,” *Phys. Rev. Lett.* **98**, 080602 (2007).
- [27] H. Touchette and S. Lloyd, “Information-theoretic limits of control,” *Phys. Rev. Lett.* **84**, 1156 (2000).
- [28] T. Sagawa and M. Ueda, “Second law of thermodynamics with discrete quantum feedback control,” *Phys. Rev. Lett.* **100**, 080403 (2008).
- [29] K. Maruyama, F. Nori, and V. Vedral, “Colloquium: The physics of Maxwell’s demon and information,” *Rev. Mod. Phys.* **81**, 1 (2009).
- [30] F. J. Cao and M. Feito, “Thermodynamics of feedback controlled systems,” *Phys. Rev. E* **79**, 041118 (2009).
- [31] T. Sagawa and M. Ueda, “Generalized Jarzynski equality under nonequilibrium feedback control,” *Phys. Rev. Lett.* **104**, 090602 (2010).
- [32] J. M. Horowitz and S. Vaikuntanathan, “Nonequilibrium detailed fluctuation theorem for repeated discrete feedback,” *Phys. Rev. E* **82**, 061120 (2010).
- [33] M. Ponmurugan, “Generalized detailed fluctuation theorem under nonequilibrium feedback control,” *Phys. Rev. E* **82**, 031129 (2010).
- [34] Y. Morikuni and H. Tasaki, “Quantum Jarzynski-Sagawa-Ueda relations,” *J. Stat. Phys.* **143**, 1 (2011).
- [35] J. M. Horowitz and J. M. R. Parrondo, “Designing optimal discrete-feedback thermodynamic engines,” *New J. Phys.* **13**, 123019 (2011).
- [36] T. Sagawa and M. Ueda, “Nonequilibrium thermodynamics of feedback control,” *Phys. Rev. E* **85**, 021104 (2012).
- [37] T. Sagawa and M. Ueda, “Fluctuation theorem with information exchange: Role of correlations in stochastic thermodynamics,” *Phys. Rev. Lett.* **109**, 180602 (2012).
- [38] T. Sagawa and M. Ueda, “Role of mutual information in entropy production under information exchanges,” *New J. Phys.* **15**, 125012 (2013).
- [39] S. Lahiri, S. Rana, and A. M. Jayannavar, “Fluctuation theorems in the presence of information gain and feedback,” *J. Phys. A: Math. Theor.* **45**, 065002 (2012).
- [40] D. Abreu and U. Seifert, “Thermodynamics of genuine nonequilibrium states under feedback control,” *Phys. Rev. Lett.* **108**, 030601 (2012).
- [41] S. Deffner and C. Jarzynski, “Information processing and the second law of thermodynamics: An inclusive, Hamiltonian approach,” *Phys. Rev. X* **3**, 041003 (2013).
- [42] S. Ito and T. Sagawa, “Information thermodynamics on causal networks,” *Phys. Rev. Lett.* **111**, 180603 (2013).
- [43] A. C. Barato and U. Seifert, “Unifying three perspectives on information processing in stochastic thermodynamics,” *Phys. Rev. Lett.* **112**, 090601 (2014).
- [44] A. C. Barato and U. Seifert, “Stochastic thermodynamics with information reservoirs,” *Phys. Rev. E* **90**, 042150 (2014).
- [45] T. Sagawa, “Thermodynamic and logical reversibilities revisited,” *J. Stat. Mech. Theor. Exp.* **2014**, P03025 (2014).
- [46] Y. Ashida, K. Funo, Y. Murashita, and M. Ueda, “General achievable bound of extractable work under feedback control,” *Phys. Rev. E* **90**, 052125 (2014).
- [47] J. M. Horowitz and H. Sandberg, “Second-law-like inequalities with information and their interpretations,” *New J. Phys.* **16**, 125007 (2014).
- [48] J. Um, H. Hinrichsen, C. Kwon, and H. Park, “Total cost of operating an information engine,” *New J. Phys.* **17**, 085001 (2015).
- [49] P. Strasberg, J. Cerrillo, G. Schaller, and T. Brandes, “Thermodynamics of stochastic Turing machines,” *Phys. Rev. E* **92**, 042104 (2015).
- [50] N. Shiraishi and T. Sagawa, “Fluctuation theorem for partially masked nonequilibrium dynamics,” *Phys. Rev. E* **91**, 012130 (2015).
- [51] K. Funo, Y. Murashita, and M. Ueda, “Quantum nonequilibrium equalities with absolute irreversibility,” *New J. Phys.* **17**, 075005 (2015).
- [52] J. V. Koski and J. P. Pekola, “Maxwell’s demons realized in electronic circuits,” *C. R. Phys.* **17**, 1130 (2016).
- [53] C. W. Wächtler, P. Strasberg, and T. Brandes, “Stochastic thermodynamics based on incomplete information: generalized Jarzynski equality with measurement errors with or without feedback,” *New J. Phys.* **18**, 113042 (2016).
- [54] Z. Gong, Y. Ashida, and M. Ueda, “Quantum-trajectory thermodynamics with discrete feedback control,” *Phys. Rev. A* **94**, 012107 (2016).
- [55] C. Kwon, J. Um, and H. Park, “Information thermodynamics for a multi-feedback process with time delay,” *EPL* **117**, 10011 (2017).
- [56] P. P. Potts and P. Samuelsson, “Detailed fluctuation relation for arbitrary measurement and feedback schemes,” *Phys. Rev. Lett.* **121**, 210603 (2018).
- [57] F. Giazotto, T. T. Heikkilä, A. Luukanen, A. M. Savin, and J. P. Pekola, “Opportunities for mesoscopies in thermometry and refrigeration: Physics and applications,” *Rev. Mod. Phys.* **78**, 217 (2006).
- [58] S. Joubaud, N. B. Garnier, and S. Ciliberto, “Fluctuations of the total entropy production in stochastic systems,” *EPL* **82**, 30007 (2008).
- [59] S. Ciliberto, A. Imparato, A. Naert, and M. Tanase, “Heat

- flux and entropy produced by thermal fluctuations,” *Phys. Rev. Lett.* **110**, 180601 (2013).
- [60] J. V. Koski, V. F. Maisi, J. P. Pekola, and D. V. Averin, “Experimental realization of a Szilard engine with a single electron,” *Proc. Natl. Acad. Sci. USA* **111**, 13786 (2014).
- [61] J. V. Koski, V. F. Maisi, T. Sagawa, and J. P. Pekola, “Experimental observation of the role of mutual information in the nonequilibrium dynamics of a Maxwell demon,” *Phys. Rev. Lett.* **113**, 030601 (2014).
- [62] H. Thierschmann, R. Sánchez, B. Sothmann, F. Arnold, C. Heyn, W. Hansen, H. Buhmann, and L. W. Molenkamp, “Three-terminal energy harvester with coupled quantum dots,” *Nat. Nano.* **10**, 854 (2015).
- [63] B. Roche, P. Roulleau, T. Jullien, Y. Jompol, I. Farrer, D. Ritchie, and D. Glatli, “Harvesting dissipated energy with a mesoscopic ratchet,” *Nat. Commun.* **6**, – (2015).
- [64] J. V. Koski, A. Kutvonen, I. M. Khaymovich, T. Ala-Nissila, and J. P. Pekola, “On-chip Maxwell’s demon as an information-powered refrigerator,” *Phys. Rev. Lett.* **115**, 260602 (2015).
- [65] H. Thierschmann, R. Sánchez, B. Sothmann, H. Buhmann, and L. W. Molenkamp, “Thermoelectrics with Coulomb-coupled quantum dots,” *C. R. Phys.* **17**, 1109 (2016).
- [66] A. Hofmann, V. F. Maisi, C. Rössler, J. Basset, T. Krähenmann, P. Märki, T. Ihn, K. Ensslin, C. Reichl, and W. Wegscheider, “Equilibrium free energy measurement of a confined electron driven out of equilibrium,” *Phys. Rev. B* **93**, 035425 (2016).
- [67] A. Hofmann, V. F. Maisi, J. Basset, C. Reichl, W. Wegscheider, T. Ihn, K. Ensslin, and C. Jarzynski, “Heat dissipation and fluctuations in a driven quantum dot,” *Phys. Status Solidi B* **254**, 1600546 (2017).
- [68] K. Chida, S. Desai, K. Nishiguchi, and A. Fujiwara, “Power generator driven by Maxwells demon,” *Nat. Commun.* **8**, 15310 (2017).
- [69] J. P. Pekola, “Towards quantum thermodynamics in electronic circuits,” *Nat. Phys.* **11**, 118 (2015).
- [70] J. Pekola and I. Khaymovich, “Thermodynamics in single-electron circuits and superconducting qubits,” *Annu. Rev. Condens. Matter Phys.* **10**, 193 (2019).
- [71] N. Hartman, C. Olsen, S. Lüscher, M. Samani, S. Fallahi, G. C. Gardner, M. Manfra, and J. Folk, “Direct entropy measurement in a mesoscopic quantum system,” *Nat. Phys.* **14**, 1083 (2018).
- [72] S. Singh, E. Roldán, I. Neri, I. M. Khaymovich, D. S. Golubev, V. F. Maisi, J. T. Peltonen, F. Jülicher, and J. P. Pekola, “Extreme reductions of entropy in an electronic double dot,” *Phys. Rev. B* **99**, 115422 (2019).
- [73] Y. Kleorin, H. Thierschmann, H. Buhmann, A. Georges, L. W. Molenkamp, and Y. Meir, “Measuring the Entropy of a Mesoscopic System via Thermoelectric Transport,” [arXiv:1904.08948 \[cond-mat\]](https://arxiv.org/abs/1904.08948).
- [74] J. P. Gonzalez, J. C. Neu, and S. W. Teitsworth, “Experimental metrics for detection of detailed balance violation,” *Phys. Rev. E* **99**, 022143 (2019).
- [75] A. Alemany, A. Mossa, I. Junier, and F. Ritort, “Experimental free-energy measurements of kinetic molecular states using fluctuation theorems,” *Nat. Phys.* **8**, 688 (2012).
- [76] E. Dieterich, J. Camunas-Soler, M. Ribezzi-Crivellari, U. Seifert, and F. Ritort, “Control of force through feedback in small driven systems,” *Phys. Rev. E* **94**, 012107 (2016).
- [77] M. D. Vidrighin, O. Dahlsten, M. Barbieri, M. S. Kim, V. Vedral, and I. A. Walmsley, “Photonic Maxwell’s demon,” *Phys. Rev. Lett.* **116**, 050401 (2016).
- [78] S. Toyabe, T. Sagawa, M. Ueda, E. Muneyuki, and M. Sano, “Experimental demonstration of information-to-energy conversion and validation of the generalized Jarzynski equality,” *Nat. Phys.* **6**, 988 (2010).
- [79] A. Bérut, A. Arakelyan, A. Petrosyan, S. Ciliberto, R. Dillenschneider, and E. Lutz, “Experimental verification of Landauers principle linking information and thermodynamics,” *Nature* **483**, 187 (2012).
- [80] A. Kumar, T.-Y. Wu, F. Giraldo, and D. S. Weiss, “Sorting ultracold atoms in a three-dimensional optical lattice in a realization of Maxwell’s demon,” *Nature* **561**, 83 (2018).
- [81] F. Binder, L. A. Correa, C. Gogolin, J. Anders, and G. Adesso, eds., *Thermodynamics in the Quantum Regime* (Springer, 2019).
- [82] R. Kosloff, “Quantum thermodynamics: A dynamical viewpoint,” *Entropy* **15**, 2100 (2013).
- [83] S. Vinjanampathy and J. Anders, “Quantum thermodynamics,” *Contemp. Phys.* **57**, 545 (2016).
- [84] M. Campisi, P. Hänggi, and P. Talkner, “Colloquium: Quantum fluctuation relations: Foundations and applications,” *Rev. Mod. Phys.* **83**, 771 (2011).
- [85] G. Maslennikov, S. Ding, R. Hablutzel, J. Gan, A. Roulet, S. Nimmrichter, J. Dai, V. Scarani, and D. Matsukevich, “Quantum absorption refrigerator with trapped ions,” *Nat. Commun.* **10**, 202 (2019).
- [86] N. Cottet, S. Jezouin, L. Bretheau, P. Campagne-Ibarcq, Q. Ficheux, J. Anders, A. Auffèves, R. Azouit, P. Rouchon, and B. Huard, “Observing a quantum Maxwell demon at work,” *Proc. Natl. Acad. Sci. USA* **114**, 7561 (2017).
- [87] Y. Masuyama, K. Funo, Y. Murashita, A. Noguchi, S. Kono, Y. Tabuchi, R. Yamazaki, M. Ueda, and Y. Nakamura, “Information-to-work conversion by Maxwells demon in a superconducting circuit quantum electrodynamical system,” *Nat. Commun.* **9**, 1291 (2018).
- [88] M. Naghiloo, J. J. Alonso, A. Romito, E. Lutz, and K. W. Murch, “Information gain and loss for a quantum Maxwell’s demon,” *Phys. Rev. Lett.* **121**, 030604 (2018).
- [89] L. Szilard, “Über die Entropieverminderung in einem thermodynamischen System bei Eingriffen intelligenter Wesen,” *Z. Phys.* **53**, 840 (1929).
- [90] G. Schaller, C. Emary, G. Kiesslich, and T. Brandes, “Probing the power of an electronic Maxwell’s demon: Single-electron transistor monitored by a quantum point contact,” *Phys. Rev. B* **84**, 085418 (2011).
- [91] M. Esposito and G. Schaller, “Stochastic thermodynamics for “Maxwell demon” feedbacks,” *EPL* **99**, 30003 (2012).
- [92] J. Bergli, Y. M. Galperin, and N. B. Kopnin, “Information flow and optimal protocol for a Maxwell-demon single-electron pump,” *Phys. Rev. E* **88**, 062139 (2013).
- [93] H. Sandberg, J.-C. Delvenne, N. J. Newton, and S. K. Mitter, “Maximum work extraction and implementation costs for nonequilibrium Maxwell’s demons,” *Phys. Rev. E* **90**, 042119 (2014).
- [94] A. Kutvonen, T. Sagawa, and T. Ala-Nissila, “Thermodynamics of information exchange between two coupled quantum dots,” *Phys. Rev. E* **93**, 032147 (2016).
- [95] G. Schaller, J. Cerrillo, G. Engelhardt, and P. Strasberg, “Electronic Maxwell demon in the coherent strong-coupling regime,” *Phys. Rev. B* **97**, 195104 (2018).
- [96] G. Engelhardt and G. Schaller, “Maxwell’s demon in the quantum-Zeno regime and beyond,” *New J. Phys.* **20**, 023011 (2018).
- [97] D. Mandal and C. Jarzynski, “Work and information processing in a solvable model of Maxwell’s demon,” *Proc. Natl.*

- Acad. Sci. U.S.A.* **109**, 11641 (2012).
- [98] D. Mandal, H. T. Quan, and C. Jarzynski, “Maxwell’s refrigerator: An exactly solvable model,” *Phys. Rev. Lett.* **111**, 030602 (2013).
- [99] P. Strasberg, G. Schaller, T. Brandes, and M. Esposito, “Thermodynamics of a physical model implementing a Maxwell demon,” *Phys. Rev. Lett.* **110**, 040601 (2013).
- [100] A. C. Barato and U. Seifert, “An autonomous and reversible Maxwell’s demon,” *EPL* **101**, 60001 (2013).
- [101] S. Deffner, “Information-driven current in a quantum Maxwell demon,” *Phys. Rev. E* **88**, 062128 (2013).
- [102] D. Hartich, A. C. Barato, and U. Seifert, “Stochastic thermodynamics of bipartite systems: transfer entropy inequalities and a Maxwell’s demon interpretation,” *J. Stat. Mech. Theor. Exp.* **2014**, P02016 (2014).
- [103] Y. Cao, Z. Gong, and H. T. Quan, “Thermodynamics of information processing based on enzyme kinetics: An exactly solvable model of an information pump,” *Phys. Rev. E* **91**, 062117 (2015).
- [104] N. Shiraishi, S. Ito, K. Kawaguchi, and T. Sagawa, “Role of measurement-feedback separation in autonomous Maxwell’s demons,” *New J. Phys.* **17**, 045012 (2015).
- [105] S. Rana and A. M. Jayannavar, “A multipurpose information engine that can go beyond the Carnot limit,” *J. Stat. Mech. Theor. Exp.* **2016**, 103207 (2016).
- [106] A. Kutvonen, J. Koski, and T. Ala-Nissila, “Thermodynamics and efficiency of an autonomous on-chip Maxwell’s demon,” *Sci. Rep.* **6**, 21126 (2016).
- [107] A. B. Boyd, D. Mandal, and J. P. Crutchfield, “Identifying functional thermodynamics in autonomous Maxwellian ratchets,” *New J. Phys.* **18**, 023049 (2016).
- [108] R. S. Whitney, R. Sánchez, F. Haupt, and J. Splettstoesser, “Thermoelectricity without absorbing energy from the heat sources,” *Physica E* **75**, 257 (2016).
- [109] G. Rosselló, R. López, and G. Platero, “Chiral Maxwell demon in a quantum Hall system with a localized impurity,” *Phys. Rev. B* **96**, 075305 (2017).
- [110] R. E. Spinney, M. Prokopenko, and D. Chu, “Information ratchets exploiting spatially structured information reservoirs,” *Phys. Rev. E* **98**, 022124 (2018).
- [111] K. Ptaszyński, “Autonomous quantum Maxwell’s demon based on two exchange-coupled quantum dots,” *Phys. Rev. E* **97**, 012116 (2018).
- [112] P. Strasberg, G. Schaller, T. L. Schmidt, and M. Esposito, “Fermionic reaction coordinates and their application to an autonomous Maxwell demon in the strong-coupling regime,” *Phys. Rev. B* **97**, 205405 (2018).
- [113] P. A. Erdman, B. Bhandari, R. Fazio, J. P. Pekola, and F. Taddei, “Absorption refrigerators based on Coulomb-coupled single-electron systems,” *Phys. Rev. B* **98**, 045433 (2018).
- [114] R. Sánchez, J. Splettstoesser, and R. S. Whitney, “Nonequilibrium system as a demon,” *arXiv:1811.02453 [cond-mat]*.
- [115] J. M. Horowitz, T. Sagawa, and J. M. R. Parrondo, “Imitating chemical motors with optimal information motors,” *Phys. Rev. Lett.* **111**, 010602 (2013).
- [116] P. Strasberg, G. Schaller, T. Brandes, and C. Jarzynski, “Second laws for an information driven current through a spin valve,” *Phys. Rev. E* **90**, 062107 (2014).
- [117] N. Shiraishi, T. Matsumoto, and T. Sagawa, “Measurement-feedback formalism meets information reservoirs,” *New J. Phys.* **18**, 013044 (2016).
- [118] P. Strasberg, G. Schaller, T. Brandes, and M. Esposito, “Quantum and information thermodynamics: A unifying framework based on repeated interactions,” *Phys. Rev. X* **7**, 021003 (2017).
- [119] B. Sothmann, R. Sánchez, and A. N. Jordan, “Thermoelectric energy harvesting with quantum dots,” *Nanotechnology* **26**, 032001 (2015).
- [120] R. Sánchez and M. Büttiker, “Optimal energy quanta to current conversion,” *Phys. Rev. B* **83**, 085428 (2011).
- [121] A. A. M. Staring, L. W. Molenkamp, B. W. Alphenaar, H. van Houten, O. J. A. Buyk, M. A. A. Mabeesoone, C. W. J. Beenakker, and C. T. Foxon, “Coulomb-blockade oscillations in the thermopower of a quantum dot,” *EPL* **22**, 57 (1993).
- [122] A. S. Dzurak, C. G. Smith, M. Pepper, D. A. Ritchie, J. E. F. Frost, G. A. C. Jones, and D. G. Hasko, “Observation of Coulomb blockade oscillations in the thermopower of a quantum dot,” *Solid State Commun.* **87**, 1145 (1993).
- [123] A. S. Dzurak, C. G. Smith, C. H. W. Barnes, M. Pepper, L. Martín-Moreno, C. T. Liang, D. A. Ritchie, and G. A. C. Jones, “Thermoelectric signature of the excitation spectrum of a quantum dot,” *Phys. Rev. B* **55**, R10197 (1997).
- [124] R. Scheibner, E. G. Novik, T. Borzenko, M. König, D. Reuter, A. D. Wieck, H. Buhmann, and L. W. Molenkamp, “Sequential and cotunneling behavior in the temperature-dependent thermopower of few-electron quantum dots,” *Phys. Rev. B* **75**, 041301 (2007).
- [125] H. Thierschmann, M. Henke, J. Knorr, L. Maier, C. Heyn, W. Hansen, H. Buhmann, and L. W. Molenkamp, “Diffusion thermopower of a serial double quantum dot,” *New J. Phys.* **15**, 123010 (2013).
- [126] S. F. Svensson, E. A. Hoffmann, N. Nakpathomkun, P. M. Wu, H. Q. Xu, H. A. Nilsson, D. Sánchez, V. Kashcheyevs, and H. Linke, “Nonlinear thermovoltage and thermocurrent in quantum dots,” *New J. Phys.* **15**, 105011 (2013).
- [127] H. Thierschmann, F. Arnold, M. Mittermüller, L. Maier, C. Heyn, W. Hansen, H. Buhmann, and L. W. Molenkamp, “Thermal gating of charge currents with Coulomb coupled quantum dots,” *New J. Phys.* **17**, 113003 (2015).
- [128] M. Josefsson, A. Svilans, A. M. Burke, E. A. Hoffmann, S. Fahlvik, C. Thelander, M. Leijnse, and H. Linke, “A quantum-dot heat engine operating close to the thermodynamic efficiency limits,” *Nat. Nanotechnol.* **13**, 920–924 (2018).
- [129] R. Sánchez, R. López, D. Sánchez, and M. Büttiker, “Mesoscopic Coulomb drag, broken detailed balance, and fluctuation relations,” *Phys. Rev. Lett.* **104**, 076801 (2010).
- [130] D. Bischoff, M. Eich, O. Zilberberg, C. Rössler, T. Ihn, and K. Ensslin, “Measurement back-action in stacked graphene quantum dots,” *Nano Lett.* **15**, 6003 (2015).
- [131] K. Kaasbjerg and A.-P. Jauho, “Correlated coulomb drag in capacitively coupled quantum-dot structures,” *Phys. Rev. Lett.* **116**, 196801 (2016).
- [132] A. J. Keller, J. S. Lim, D. Sánchez, R. López, S. Amasha, J. A. Katine, H. Shtrikman, and D. Goldhaber-Gordon, “Cotunneling drag effect in Coulomb-coupled quantum dots,” *Phys. Rev. Lett.* **117**, 066602 (2016).
- [133] A.-M. Daré and P. Lombardo, “Powerful Coulomb-drag thermoelectric engine,” *Phys. Rev. B* **96**, 115414 (2017).
- [134] N. Walldorf, A.-P. Jauho, and K. Kaasbjerg, “Thermoelectrics in Coulomb-coupled quantum dots: Cotunneling and energy-dependent lead couplings,” *Phys. Rev. B* **96**, 115415 (2017).
- [135] G. Schaller, G. Kießlich, and T. Brandes, “Low-dimensional detector model for full counting statistics: Trajectories, back action, and fidelity,” *Phys. Rev. B* **82**, 041303 (2010).
- [136] G. Bulnes Cuetara, M. Esposito, and P. Gaspard, “Fluctuation theorems for capacitively coupled electronic currents,” *Phys. Rev. B* **84**, 165114 (2011).

- [137] B. Bhandari, G. Chiriacò, P. A. Erdman, R. Fazio, and F. Taddei, “Thermal drag in electronic conductors,” *Phys. Rev. B* **98**, 035415 (2018).
- [138] Y. Zhang, G. Lin, and J. Chen, “Three-terminal quantum-dot refrigerators,” *Phys. Rev. E* **91**, 052118 (2015).
- [139] R. Sánchez, “Correlation-induced refrigeration with superconducting single-electron transistors,” *Appl. Phys. Lett.* **111**, 223103 (2017).
- [140] L. P. Kouwenhoven, C. M. Marcus, P. L. McEuen, S. Tarucha, R. M. Westervelt, and N. S. Wingreen, “Electron transport in quantum dots,” in *Mesoscopic Electron Transport*, edited by L. L. Sohn, L. P. Kouwenhoven, and G. Schön (Springer Netherlands, Dordrecht, 1997) pp. 105–214.
- [141] R. Sánchez, H. Thierschmann, and L. W. Molenkamp, “All-thermal transistor based on stochastic switching,” *Phys. Rev. B* **95**, 241401 (2017).
- [142] W. Lu, Z. Ji, L. Pfeiffer, K. W. West, and A. J. Rimberg, “Real-time detection of electron tunnelling in a quantum dot,” *Nature* **423**, 422 (2003).
- [143] L. M. K. Vandersypen, J. M. Elzerman, R. N. Schouten, L. H. Willems van Beveren, R. Hanson, and L. P. Kouwenhoven, “Real-time detection of single-electron tunneling using a quantum point contact,” *Appl. Phys. Lett.* **85**, 4394 (2004).
- [144] T. Fujisawa, T. Hayashi, R. Tomita, and Y. Hirayama, “Bidirectional Counting of Single Electrons,” *Science* **312**, 1634 (2006).
- [145] S. Gustavsson, R. Leturcq, B. Simović, R. Schleser, T. Ihn, P. Studerus, K. Ensslin, D. C. Driscoll, and A. C. Gossard, “Counting statistics of single electron transport in a quantum dot,” *Phys. Rev. Lett.* **96**, 076605 (2006).
- [146] N. Ubbelohde, C. Fricke, C. Flindt, F. Hohls, and R. J. Haug, “Measurement of finite-frequency current statistics in a single-electron transistor,” *Nat. Commun.* **3**, 612 (2012).
- [147] H.-P. Breuer and F. Petruccione, *The theory of open quantum systems* (Oxford University Press, 2002).
- [148] G. Schaller, *Open Quantum Systems Far from Equilibrium* (Springer, 2014).
- [149] R. C. Dynes, V. Narayanamurti, and J. P. Garno, “Direct measurement of quasiparticle-lifetime broadening in a strong-coupled superconductor,” *Phys. Rev. Lett.* **41**, 1509–1512 (1978).
- [150] J. Schnakenberg, “Network theory of microscopic and macroscopic behavior of master equation systems,” *Rev. Mod. Phys.* **48**, 571 (1976).
- [151] R. Sánchez and M. Büttiker, “Detection of single-electron heat transfer statistics,” *EPL* **100**, 47008 (2012); “Erratum: Detection of single-electron heat transfer statistics,” *EPL* **104**, 49901 (2013).
- [152] R. Sánchez, H. Thierschmann, and L. W. Molenkamp, “Single-electron thermal devices coupled to a mesoscopic gate,” *New J. Phys.* **19**, 113040 (2017).
- [153] G. Benenti, G. Casati, K. Saito, and R. S. Whitney, “Fundamental aspects of steady-state conversion of heat to work at the nanoscale,” *Phys. Rep.* **694**, 1 (2017).
- [154] R. Sánchez, B. Sothmann, A. N. Jordan, and M. Büttiker, “Correlations of heat and charge currents in quantum-dot thermoelectric engines,” *New J. Phys.* **15**, 125001 (2013).
- [155] P. P. Hofer, J.-R. Souquet, and A. A. Clerk, “Quantum heat engine based on photon-assisted Cooper pair tunneling,” *Phys. Rev. B* **93**, 041418(R) (2016).
- [156] C. W. J. Beenakker and A. A. M. Staring, “Theory of the thermopower of a quantum dot,” *Phys. Rev. B* **46**, 9667 (1992).
- [157] D. Andrieux, P. Gaspard, T. Monnai, and S. Tasaki, “The fluctuation theorem for currents in open quantum systems,” *New Journal of Physics* **11**, 043014 (2009).
- [158] P. Krogstrup, N. L. B. Ziino, W. Chang, S. M. Albrecht, M. H. Madsen, E. Johnson, J. Nygrard, C. M. Marcus, and T. S. Jespersen, “Epitaxy of semiconductor–superconductor nanowires,” *Nat. Mater.* **14**, 400–406 (2015).
- [159] J. Shabani, M. Kjaergaard, H. J. Suominen, Y. Kim, F. Nichele, K. Pakrouski, T. Stankevic, R. M. Lutchyn, P. Krogstrup, R. Feidenhans’l, S. Kraemer, C. Nayak, M. Troyer, C. M. Marcus, and C. J. Palmstrøm, “Two-dimensional epitaxial superconductor-semiconductor heterostructures: A platform for topological superconducting networks,” *Phys. Rev. B* **93**, 155402 (2016).
- [160] M. Kjaergaard, F. Nichele, H. J. Suominen, M. P. Nowak, M. Wimmer, A. R. Akhmerov, J. A. Folk, K. Flensberg, J. Shabani, C. J. Palmstrøm, and C. M. Marcus, “Quantized conductance doubling and hard gap in a two-dimensional semiconductor–superconductor heterostructure,” *Nat. Commun.* **7**, 1–6 (2016).
- [161] D. V. Averin and K. K. Likharev, “Coulomb blockade of single-electron tunneling, and coherent oscillations in small tunnel junctions,” *J. Low Temp. Phys.* **62**, 345 (1986).