

Randomized sequential importance sampling for estimating the number of perfect matchings in bipartite graphs

Persi Diaconis* Brett Kolesnik†

Abstract

We introduce novel randomized sequential importance sampling algorithms for estimating the number of perfect matchings in bipartite graphs. In analyzing their performance, we prove various non-standard central limit theorems, via limit theory for random variables satisfying distributional recurrence relations of divide-and-conquer type. We expect that our methods will be useful for other applied problems, such as counting and testing for contingency tables or graphs with given degree sequence.

1 Introduction

Sequential importance sampling is a widely used technique for Monte Carlo evaluation of intractable counting and statistical problems. In this work, we estimate the number of perfect matchings in bipartite graphs using randomized algorithms, in conjunction with the recent work [6] on sample size determination for importance sampling. A key ingredient in analyzing the efficiency of our algorithms is a limit theory [25] developed for solutions to divide-and-conquer type distributional recurrence relations.

In applying importance sampling, one uses a relatively simple measure μ to obtain information about a more complicated measure $\nu \ll \mu$ of interest. The Kullback–Leibler divergence $L = \mathbb{E}_\nu \log(d\nu/d\mu)$ relates the two. A main result of [6] shows that if $\log(d\nu/d\mu)$ is concentrated about its mean, then roughly speaking e^L samples from μ are necessary and sufficient to well approximate quantities of the form $\int f d\nu$ (see Section 2.1 below for details).

*Departments of Mathematics and Statistics, Stanford University.

†Department of Statistics, University of California, Berkeley.

In the context of estimating the number of perfect matchings in bipartite graphs by randomized sequential importance sampling, this work is the first to prove limit theorems for $\log(d\nu/d\mu)$, and so obtain accurate indications of its efficiency.

Although our algorithms have exponential running times, for various test graphs they compare well with the polynomial Markov chain Monte Carlo algorithms [14, 18] within a practical range. Moreover, our examples indicate that *adaptive* importance sampling may lead to sub-exponential, perhaps even (useful) polynomial, algorithms for certain problems of interest.

We think that our techniques should be useful for estimating the number of perfect matchings in other types of bipartite graphs, and also for a variety of applied problems, e.g., counting and testing for contingency tables [7] or for graphs with given degree sequence [4].

1.1 Setup

Suppose that B_n is a bipartite graph on vertex sets $U_n = \{u_1, \dots, u_n\}$ and $V_n = \{v_1, \dots, v_n\}$ with various edges between them. Let \mathcal{M}_n be the set of perfect matchings in B_n , supposing here and throughout that $\mathcal{M}_n \neq \emptyset$. We identify a perfect matching in \mathcal{M}_n with the permutation $\pi \in S_n$ such that $\pi(i) = j$ if u_i and v_j are matched (and so speak of perfect matchings and permutations interchangeably). In a variety of statistical problems arising with censored or truncated data it is important to understand the distribution of various statistics, e.g., the number of involutions, cycles or fixed points of uniformly distributed elements of \mathcal{M}_n . For example, Efron and Petrosian [15] need random matchings in a bipartite graph arising in an astrophysics problem; see [13] for discussion on how many such matchings are required in tests for parapsychology. These are provably $\#\mathbf{P}$ -complete problems, so approximation is all that can be hoped for.

Importance sampling, reviewed in Section 2.1, selects $\pi \in \mathcal{M}_n$ according to a distribution $P(\pi)$ which is relatively easy to sample from. For instance, consider the case that vertices in U_n are matched in the fixed order u_1, u_2, \dots, u_n , where in the i th step u_i is matched with a vertex $v \in V_n$ uniformly at random amongst the remaining allowable options. Then $P(\pi) = \prod_i |I_i|^{-1}$, where $I_i(\pi) \subset V_n$ is the set of vertices $v \in V_n$ which (a) are not matched with any of u_1, u_2, \dots, u_{i-1} and (b) such that if next u_i is matched with v then it would still be possible to complete what remains to a perfect matching.

For example, the graph in Figure 1 has three perfect matchings $\pi_1 = 12534$, $\pi_2 = 12543$ and $\pi_3 = 24153$. Under the algorithm described in the

previous paragraph, $P(\pi_1) = 1/4$, $P(\pi_2) = 1/4$ and $P(\pi_3) = 1/2$. To see this, note that u_1 can be matched with either v_1 or v_2 . In the former case, u_2 must be matched with v_2 , and then u_3 must be matched with v_5 , and then finally u_4 can then be matched with either v_3 or v_4 (and then u_5 is matched with whichever of v_3 and v_4 remains to complete the matching). In the latter case, once u_1 is matched with v_2 , the rest of the matching is forced, as then there is only one way to complete to a perfect matching.

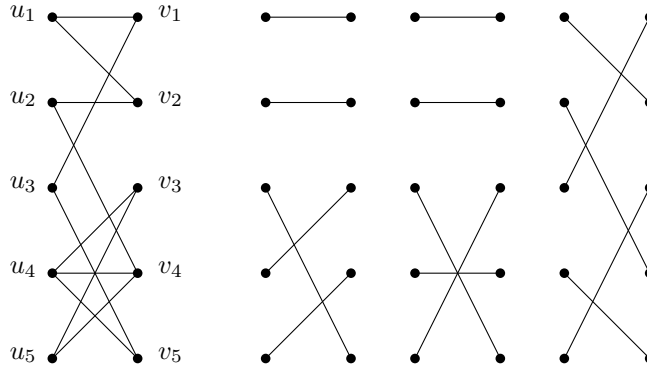


Figure 1: A bipartite graph and its three perfect matchings.

The first key observation is that, letting $M_n = |\mathcal{M}_n|$ and $T(\pi) = P(\pi)^{-1}$, we have

$$\mathbb{E}T(\pi) = \sum_{\pi} T(\pi)P(\pi) = M_n,$$

so $T(\pi)$ is an unbiased estimator of M_n . Moreover, if π_1, \dots, π_N is a sample from $P(\pi)$ then

$$\mathbb{P}_u(Q(\pi) \leq \gamma_2) \approx \frac{1}{N} \sum_{i=1}^N \delta(Q(\pi_i) \leq \gamma_2)T(\pi_i),$$

where on the left, $Q(\pi)$ is a statistic of interest and $u = 1/M_n$ is the uniform distribution on \mathcal{M}_n .

The recent work [6] suggests that in many cases a sample of size $N \approx e^L$ is necessary and sufficient to well approximate M_n by an importance sampling algorithm, where $L = \mathbb{E}_u \log(T(\pi)/M_n)$ is the Kullback–Leibler divergence of the importance sampling measure $P(\pi)$ from the uniform measure $u = 1/M_n$ on \mathcal{M}_n . Although typically $L \sim cn$ is asymptotically linear, the constants c are often small enough so that for n of practical interest, accurate estimates of huge numbers M_n are available using reasonably small sample sizes.

In order to apply the results of [6] (Theorem 2.1 below) most accurately, one needs to show that $\log T(\pi)$ under u is concentrated about its mean. Our main results in this direction are central limit theorems for $\log T(\pi)$ in certain concrete examples. Even for relatively simple graphs and natural sampling algorithms, this turns out to be quite a non-standard problem.

1.2 Results

A suite of test problems and sampling distributions where careful analytics can be carried out is introduced in [13]. We primarily focus on the simplest such class of *Fibonacci matchings*

$$\mathcal{F}_{n,1} = \{\pi \in S_n : |\pi(i) - i| \leq 1\},$$

although our techniques extend to other related classes, such as *t-Fibonacci matchings*

$$\mathcal{F}_{n,t} = \{\pi \in S_n : -1 \leq \pi(i) - i \leq t\},$$

and *distance-d matchings*

$$\mathcal{D}_{n,d} = \{\pi \in S_n : |\pi(i) - i| \leq d\}.$$

For simplicity, we restrict further discussion in this introduction to the Fibonacci ($t = d = 1$) case. The reason for the name is that $F_{n,1} = |\mathcal{F}_{n,1}|$ is equal to the Fibonacci number F_{n+1} , as is easily seen by considering whether $\pi(1) = 1$ or $\pi(1) = 2$ (in which case necessarily $\pi(2) = 1$). Although the size of $\mathcal{F}_{n,1}$ is known, our aim is to estimate $F_{n,1}$ by various importance sampling algorithms to obtain a benchmark for its performance and to gain insight towards applying these methods in more complicated situations.

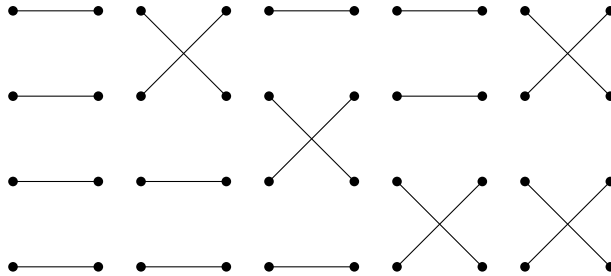


Figure 2: The 5 Fibonacci matchings of size $n = 4$.

For example, when $n = 4$, there are 5 Fibonacci matchings. Two distributions P_1 and P_2 are listed below, corresponding to proceeding in orders

1, 2, 3, 4 and 2, 3, 1, 4, in each step matching i at random amongst its neighbors whose matchings are yet to be determined. For instance $P_1(1234) = 1/8$, since 1 can be matched with 1 or 2; then given $\pi(1) = 1$, 2 can be matched with 2 or 3; then given $\pi(12) = 12$, 3 can be matched with 3 or 4, and then $\pi(4) = 4$ is forced. Similarly $P_2(1324) = 1/3$, since 2 can be matched with 1, 2 or 3; then given $\pi(2) = 3$, the rest of π is forced.

π	1234	2134	1324	1243	2143
$P_1(\pi)$	1/8	1/4	1/4	1/8	1/4
$P_2(\pi)$	1/6	1/6	1/3	1/6	1/6

Table 1: Two schemes for Fibonacci matchings $\mathcal{F}_{4,1}$.

The following is an example of the type of results we prove. A natural question to ask is how accurately can one estimate $F_{n,1}$ by an importance sampling algorithm A which in each step matches the current index i with another index uniformly at random (amongst the remaining allowable options). We consider three such algorithms A_r , A_f and A_g which match indices $[n]$ in uniformly random order, the fixed order $1, 2, \dots, n$, and according to a certain greedy order. In each step of A_g the smallest unmatched index i is matched amongst those indices i with the maximal number of remaining choices for $\pi(i)$. For instance if in the first step of the algorithm 2 is matched with 1 or 2 (in which case $\pi(12)$ is determined), then 4 is matched in the next step; whereas if 2 is matched with 3 (in which case $\pi(123)$ is determined), then 5 is matched in the next step.

To analyze the performance of these algorithms, we prove the following central limit theorems.

Theorem 1.1. *Consider the distributions $P_r(\pi)$, $P_f(\pi)$ and $P_g(\pi)$ on Fibonacci matchings $\pi \in \mathcal{F}_{n,1}$ corresponding to the algorithms A_r , A_f and A_g , which in random, fixed and greedy orders, sequentially match indices $[n]$ randomly amongst the remaining allowable options. Then, under the uniform measure $u = 1/F_{n,1}$, all of the following*

$$\frac{\log T_r(\pi) - \mu_r n}{\sigma_r \sqrt{n}}, \quad \frac{\log T_f(\pi) - \mu_f n}{\sigma_f \sqrt{n}}, \quad \frac{\log T_g(\pi) - \mu_g n}{\sigma_g \sqrt{n}}$$

converge in distribution to standard normals $N(0, 1)$, where

$$\begin{aligned} \mu_r &\approx 0.4944, & \mu_f &\approx 0.5016, & \mu_g &\approx 0.4913, \\ \sigma_r^2 &\approx 0.0267, & \sigma_f^2 &\approx 0.0430, & \sigma_g^2 &\approx 0.0195. \end{aligned}$$

See Theorems 3.2, 3.4 and 3.5 below for the precise values of μ and σ in these cases. Together with results in [6] (see (2.2) below) we find that about $N^* = e^{\mu n + \sigma \sqrt{n}} / F_{n,1}$ samples are sufficient to well approximate $F_{n,1}$. Thus, for instance, only about 194, 1520 and 75 samples are required for $F_{200,1} \approx 4.5397 \times 10^{41}$ by the importance sampling algorithms A_r , A_f and A_g . See Section 3.7 for more data.

In particular, we verify a conjecture of Don Knuth [19] that about $e^{c_r n + O(\sqrt{n})}$, where $c_r \approx 0.013$, samples are needed to well approximate $F_{n,1}$ using the random order algorithm A_r . Indeed, by Theorem 3.2 and since $F_{n,1} \sim \varphi^{n+1} / \sqrt{5}$, where $\varphi = (1 + \sqrt{5})/2$, we find

$$c_r = \frac{1}{5} \left(\frac{13}{6} - \frac{2}{\sqrt{5}} \right) \log 2 + \frac{1}{5} \left(1 + \frac{1}{\sqrt{5}} \right) \log 3 - \log \varphi \approx 0.013143.$$

1.3 Discussion

We conclude with a series of remarks.

1. By the results above we see that, in the case of Fibonacci matchings, the random order algorithm A_r performs significantly better than matching “from the top” A_f . It would appear that the reason for this is that typically in several steps of A_r there are three choices for $\pi(i)$, whereas in A_f there are only ever at most two. The greedy algorithm A_g capitalizes on this, and performs the best of the three algorithms. We note that although the means μ_r , μ_f and μ_g are roughly comparable, there is a significant difference between the variances σ_r^2 , σ_f^2 and σ_g^2 .

The intuition behind A_g — sequentially matching the nearest unmatched vertex amongst those of largest degree — may lead to a useful strategy for other classes of matchings or other similar combinatorial tasks (where, depending on the situation, “largest degree” might be replaced with “most spread out choice”).

2. Regarding the exponential running times of our algorithms, we mention here that we also consider variants in Section 3.5 which make non-uniform decisions about how to match indices. Such non-uniform choices are crucial in the application of sequential importance sampling to estimating the number of contingency tables with fixed row/column sums [7] or the number of graphs with a given degree sequence [4]. The present paper gives the first set of cases where such improvements can be proved.

More specifically, we find “almost perfect” versions A^* , for which $\text{Var}_u T(\pi) = O(1)$. Such algorithms require only $O(1)$ samples to well approximate $F_{n,1}$. For example, in the case of the fixed order algorithm A_f , we obtain A_f^* by in step i setting $\pi(i) = i$ with probability $1/\varphi$ and $\pi(i) = i + 1$ with probability $1/\varphi^2$ (unless by the previous step $\pi(i - 1) = i$, in which case the matching $\pi(i) = i - 1$ is forced), where $\varphi = (1 + \sqrt{5})/2$. Recall that $F_{n,1} \sim \varphi^{n+1}/\sqrt{5}$, so $1/\varphi$ and $1/\varphi^2$ are the asymptotic proportions of Fibonacci matchings with $\pi(1) = 1$ and $\pi(1) = 2$. The optimal probabilities for other “almost perfect” algorithms A^* are found by similar considerations.

Of course, in the above example we have used the fact that we know *a priori* the asymptotics of $F_{n,1}$, which in practice we would be attempting to approximate. Nonetheless, these observations lead us to ask whether *adaptive* versions of our algorithms (using e.g. the cross-entropy method [10]) can achieve sub-exponential running times.

3. Although, for instance, Fibonacci matchings $\mathcal{F}_{n,1}$ and the uniformly random matching scheme A_r are quite simple and natural, we do not see a clear way of proving a central limit theorem for A_r by standard techniques. Instead, we apply the theory of Neininger and Rüschendorf [25] for probabilistic recurrences associated with randomized divide-and-conquer algorithms. This work develops an observation of Pittel [26] that random combinatorial structures with “nearly linear” mean and variance, and having a recurrence for the associated moment generating functions, are often asymptotically normal. These methods may be useful for analyzing the performance of importance sampling algorithms in other contexts.
4. Importance sampling was recently applied to Fibonacci and related matchings in [8]. This work takes a combinatorial approach to obtaining, amongst other results, the asymptotics for the mean and variance of $\log T(\pi)$ under certain *fixed order* matching schemes. The present work, on the other hand, uses probabilistic arguments to obtain central limit theorems for $\log T(\pi)$. This allows for a more accurate evaluation of the performance of the algorithms studied in [8]. Furthermore, by our methods, we can also analyze the *random order* matching schemes A_r and A_g , which seem inaccessible by the techniques in [8].

Indeed, prior to our work, the best upper bound for the required sample size N in the case of sampling from $\mathcal{F}_{n,1}$ using A_r was $N \leq 6^{n/3}/F_{n,1}$, coming from the recent work [11], where Brègman’s inequality [5] from

matching theory is used to show that for any bipartite graph

$$N \leq \frac{1}{M_n} \prod_{i=1}^n d_i!^{1/d_i}.$$

However, this general bound in the case of Fibonacci matchings only gives that for algorithm A_r , a sample of size 1.6446×10^{10} is sufficient to well approximate $F_{200,1}$, although recall Theorem 1.1 shows that much fewer, only about 194 samples, suffice.

5. Another approach to computing averages over bipartite matchings is to use the Markov chain Monte Carlo algorithms of [14, 18]. These have provable polynomial running times. Unfortunately, because the focus in the computer science theory literature is on general results, the running times are given as $O^*(n^7)$. For our example of Fibonacci matchings, the greedy algorithm A_g for instance outperforms n^7 within a range of practical interest, until about $n = 4894$.

We have here of course committed the offense of using a general bound on a specific problem. Indeed, for the special case of Fibonacci matchings, thesis work in progress of Andy Tsao [28] shows that the Markov chain mixes in order $n \log n$. Alas, the n^7 bound is all that is generally available; tuning the results for specific graphs is hard work and largely open mathematics. With this caveat, we will compare with the benchmark n^7 in what follows.

1.4 Acknowledgments

We thank Don Knuth, Ralph Neininger and Andy Tsao for helpful conversations. BK was supported by an NSERC Postdoctoral Fellowship.

2 Background

This section gives background on importance sampling (Section 2.1) and matching theory (Section 2.2) as well as a review of related literature.

2.1 Importance sampling

Let \mathcal{X} be a space with ν a probability measure on \mathcal{X} . For a real valued function on \mathcal{X} with finite mean, let

$$I(f) = \int f(x) \nu(dx).$$

One wants to estimate $I(f)$, however this can be intractable, so one calls upon a second measure $\mu \gg \nu$ that is “easy to sample from” with

$$\rho(x) = d\nu/d\mu.$$

Then $I(f) = \int f(x)\rho(x)\mu(dx)$ so we may sample x_1, x_2, \dots, x_N from μ to estimate $I(f)$ by

$$\hat{I}_N(f) = \frac{1}{N} \sum_{i=1}^N f(x_i)\rho(x_i).$$

For further background and surveys of many variations and examples, see for instance [6, 20].

In our examples, $\mathcal{X} = \mathcal{M}_n$, the set of perfect matchings in a bipartite graph of size $M_n = |\mathcal{M}_n|$, $\nu(\pi) = 1/M_n$ is the uniform distribution and $\mu(\pi) = P(\pi)$ a specified importance sampling distribution. Then $\rho(\pi) = T(\pi)/M_n$, where $T(\pi) = P(\pi)^{-1}$.

We investigate two ways N^v and N^* of assessing the sample size N required to well approximate M_n . The first is the classical criteria N^v of choosing N based on the variance

$$\text{Var} \hat{I}_N(f) = \frac{1}{N} \text{Var}(f(x)\rho(x)).$$

To have $\text{s.d.}(\hat{I}_N) \ll I(f)$ requires $N \gg \text{Var}(f\rho)/I(f)^2$. In our examples, estimating M_n , we have $f(\pi) = M_n$ and $\text{Var}(f\rho) = \sum_{\pi} T(\pi)$, and so the criteria becomes

$$N^v \gg \frac{1}{M_n^2} \mathbb{E}_{\nu}[T(\pi)^2] = \frac{1}{M_n^2} \sum_{\pi} T(\pi), \quad (2.1)$$

since typically $[\mathbb{E}_{\nu} T(\pi)]^2 \ll \mathbb{E}_{\nu}[T(\pi)^2]$ is of smaller order.

A different approach to sample size determination is suggested in [6]. They argue that importance sampling estimators are notoriously long-tailed and that variance may be a poor indication of accuracy. Define the Kullback–Leibler divergence by

$$L = D(\nu|\mu) = \int \rho \log \rho d\mu = \int \log \rho d\nu = \mathbb{E}_{\nu} \log Y,$$

where $Y = \rho(X)$ and X has distribution ν . The main result shows that (roughly) “ $N = e^L$ is necessary and sufficient for accuracy”.

Theorem 2.1 ([6] Theorem 1.1). *Let I , \hat{I}_N and L be as defined above.*

(i) For f with $\|f\|_{2,\nu} < \infty$, $N = e^{L+t}$ and $t > 0$, we have that

$$\mathbb{E}|\hat{I}_N(f) - I(f)| \leq \|f\|_{2,\nu}[e^{-t/4} + 2\mathbb{P}_\nu^{1/2}(\log Y > L + t/2)].$$

(ii) Conversely, if $f \equiv 1$, $N = e^{L-t}$ and $t > 0$, then for any $\delta \in (0, 1)$,

$$\mathbb{P}_\nu(\hat{I}_N(f) > 1 - \delta) \leq e^{-t/2} + [\mathbb{P}_\nu(\log Y < L - t/2)]/(1 - \delta).$$

To explain, suppose that $\|f\|_{2,\nu} \leq 1$, e.g., f is the indicator of a set. Then (i) says that if $N > e^{L+t}$ and $\log Y$ is concentrated about its mean (recall $\mathbb{E} \log Y = L$), then $\hat{I}_N(f)$ is close to $I(f)$ with high probability (use Markov's inequality with (i)). Conversely, (ii) shows that if $N < e^{L-t}$ and $\log Y$ is concentrated about its mean, then $I(1) = 1$, but there is only a small probability that $\hat{I}_N(1)$ is correct.

This theorem suggests that in our examples N^* samples are sufficient, where

$$N^* \gg e^{L+\sigma}, \quad L = \mathbb{E}_\nu \log \rho(\pi) = \frac{1}{M_n} \sum_{\pi} \log(T(\pi)/M_n) \quad (2.2)$$

and $\sigma^2 = \text{Var}_\nu \log \rho(\pi)$.

Examples in [8] show that (2.1) and (2.2) can lead to very different estimates of the required sample size. Of course, the required N must be estimated, either by analysis (as done in [8]) or by sampling (see [6] Section 4). The concentration of $\log Y$ must also be established. In [8] this is done by computing the variance of $\log Y$. In this work, we obtain concentration in a number of examples by proving a central limit theorem for $\log Y$.

2.2 Matching theory

Matching, with its many attendant variations, is a basic topic of combinatorics. The treatise of Lovász and Plummer [21] covers most aspects. While there are efficient algorithms for determining if a bipartite graph has a perfect matching, Valiant [29] showed that counting the number of perfect matchings is $\#\mathbf{P}$ -complete. We encountered the enumeration and equivalent sampling problems through statistical testing scenarios where permutations with restricted positions appear naturally. They appear in evaluating strategies in card guessing experiments [9, 12]. In [13] bipartite matchings occur in testing association with truncated data. Other statistical applications are surveyed in Bapat [1]. Matching problems have had a huge resurgence because of their appearance in donor matching for organ transplants, medical school

applications and ride sharing à la Uber/Lyft where drivers are matched to customers, see e.g. [22] and references therein.

A host of approximation algorithms are available. These range from probabilistic limit theorems (e.g., the chance that $\pi(i) \neq i$ for all i) with many extensions, see [2] through recent work on stable polynomials [3]. The widely cited works [14, 18] offer Markov chain Monte Carlo approximations which provably work in $O^*(n^7)$ operations.

3 Fibonacci matchings $\mathcal{F}_{n,1}$

In this section, we consider sampling Fibonacci matchings

$$\mathcal{F}_{n,1} = \{\pi \in S_n : |\pi(i) - i| \leq 1\}$$

by various importance sampling schemes. Of course, for this test case we in fact know that $F_{n,1} = |\mathcal{F}_{n,1}| = F_{n+1}$ and other detailed information about such matchings. For instance, in a uniform Fibonacci matching, it is more likely for a given index $0 < i < n$ to be involved in a transposition $\pi(i) \in \{i \pm 1\}$ than to be a fixed point $\pi(i) = i$. Indeed, the asymptotic proportions of Fibonacci matching with $\pi(i) = i$ and $\pi(i) \in \{i \pm 1\}$ are $1/\sqrt{5}$ and $2/\varphi\sqrt{5}$. On the other hand, it is more likely for indices 1 and n to be a fixed point. In practice, however, the number of perfect matchings and other related information is often unknown and to be estimated. It is thus natural to ask how accurately $F_{n,1}$ can be estimated by an importance sampling algorithm which in each step matches an index $i \in [n]$ with another index uniformly at random amongst the remaining allowable options.

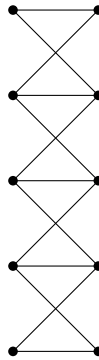


Figure 3: Perfect matchings in this graph correspond to Fibonacci permutations in $\mathcal{F}_{5,1}$.

In this section, we analyze three such algorithms. First, in Section 3.2 we consider algorithm A_r which matches indices in uniformly random order. Then in Section 3.3 we consider algorithm A_f which matches in the fixed order $1, 2, \dots, n$. As it turns out, A_r is more efficient than A_f , due to a significant reduction to the variance of $\log T(\pi)$.

In [8] the algorithm which matches in order $2, 5, 8, \dots$ (and then fills in the rest in order $1, 3, 4, \dots$) is analyzed. This algorithm performs better than A_f , since in many of its steps there are 3 choices for $\pi(i)$, whereas in A_f there are always at most 2. In Section 3.4 we analyze a related algorithm A_g which improves on all of the above. Roughly speaking, this algorithm first matches 2, and then in each subsequent step matches the second smallest index whose matching has yet to be determined. This further increases the number of steps with 3 choices, resulting in a better algorithm.

We let $N^*(n)$ denote the required sample size given by the Kullback–Leibler (2.2) criterion. The main results of this section, Theorems 3.2, 3.4 and 3.5, combined with Theorem 2.1 imply, for example, that

$$N_f^*(200) \approx 1520, \quad N_r^*(200) \approx 194, \quad N_g^*(200) \approx 75. \quad (3.1)$$

Thus all three algorithms result in small sample sizes, relative to the total number of matchings $F_{200,1} \approx 4.5397 \times 10^{41}$. Bounds on sufficient sample size N^v given by relative variance considerations (2.1) are calculated in Section 3.6 below. See Section 3.7 for a comparison of N^* and N^v under algorithms A_r , A_f and A_g for various values of n .

As discussed in Section 1, limit theory [25] for distributional recurrences of divide-and-conquer type is a key element in our proofs. We next briefly recall this theory, before turning to the analysis of the algorithms described above.

3.1 Concentration, via probabilistic recurrence

A key observation for the analysis of several of our algorithms is that the corresponding random variable $Y_n = \log T(\pi)$, under the uniform distribution u on a set of matchings π depending on n (e.g., $\pi \in \mathcal{F}_{n,1}$), satisfies a distributional divide-and-conquer type recurrence relation of the form

$$Y_n \stackrel{d}{=} Y_{I_1^{(n)}}^{(1)} + Y_{I_2^{(n)}}^{(2)} + b_n. \quad (3.2)$$

The function b_n is the *toll function*, giving the “cost” of splitting the problem of determining Y_n into sub-problems of sizes $I_1^{(n)}$ and $I_2^{(n)}$. The special case of

recursions of Quicksort type, where $I_1^{(n)} = U_n$ is uniform on $\{0, 1, \dots, n-1\}$ and $I_2^{(n)} = n - I_1^{(n)} - 1$, was first studied in [17]. Therein it is shown that $b_n = \sqrt{n}$ is roughly the threshold at which point larger toll functions can lead to non-normal limits. General recursions of the form (3.2) are analyzed in [25]. We use the following special case of their results.

Lemma 3.1 ([25] Corollary 5.2). *Suppose Y_n is s -integrable, $s > 2$, and satisfies (3.2) where $(Y_n^{(1)}), (Y_n^{(2)}), (I_1^{(n)}, I_2^{(n)}, b_n)$ are independent, all $Y_i^{(j)} \stackrel{d}{=} Y_i$, and $I_1^{(n)}, I_2^{(n)} \in \{0, 1, \dots, n\}$. Suppose that, for some positive functions f and g ,*

$$\mathbb{E}Y_n = f(n) + o(g^{1/2}(n)), \quad \text{Var}Y_n = g(n) + o(g(n)).$$

Further assume that, for some $2 < s \leq 3$ and $j = 1, 2$,

$$\frac{b_n - f(n) - f(I_1^{(n)}) - f(I_2^{(n)})}{g^{1/2}(n)} \rightarrow 0, \quad \frac{g^{1/2}(I_j^{(n)})}{g^{1/2}(n)} \rightarrow A_j$$

in L_s , and that

$$A_1^2 + A_2^2 = 1, \quad \mathbb{P}(\max\{A_1, A_2\} = 1) < 1.$$

Then, as $n \rightarrow \infty$,

$$\frac{Y_n - f(n)}{g^{1/2}(n)} \xrightarrow{d} N(0, 1).$$

Note that the $I_1^{(n)}$ and $I_2^{(n)}$ need not sum to n . In all of our applications of this result, the technical conditions follow easily. In particular, we will always have $\mathbb{E}Y_n = \mu n + O(1)$ and $\text{Var}Y_n = \sigma^2 n + O(1)$, for some constants μ and σ^2 , and $b_n = O(1)$.

We note here that recent work [24] shows that, in the special case of Quicksort, the independence condition in Lemma 3.1 can be relaxed given suitable control of third absolute moments. It seems plausible [23] that for very small toll functions $b_n = O(1)$, Lemma 3.1 holds with dependence on b_n under workable conditions. This might, for instance, allow us to apply this theory also in the greedy case \mathbf{A}_g (Section 3.4 below) for which we instead use renewal theory arguments to establish a central limit theorem.

3.2 Random order algorithm \mathbf{A}_r

In this section, we consider the algorithm \mathbf{A}_r which matches indices in uniformly random order. This algorithm is naturally suited for the results described in Section 3.1 for randomized divide-and-conquer algorithms.

In the first step of A_r , an index i is selected uniformly at random from those in $[n]$. Then $\pi(i)$ is set to some index $j \in \{i, i \pm 1\} \cap [n]$ uniformly at random. Note that if $\pi(i) = i + 1$ then necessarily $\pi(i + 1) = i$. Similarly, if $\pi(i) = i - 1$ then necessarily $\pi(i - 1) = i$. As such, the problem of determining π then splits into two independent sub-problems, namely determining π on $[\min\{i, j\} - 1]$ and $[n] - [\max\{i, j\}]$.

We establish the following central limit theorem for $\log T(\pi)$. Note that to obtain the required concentration of $\log Y = \log(T(\pi)/F_{n,1})$ appearing in Theorem 2.1, we simply subtract the (deterministic) quantity $\log F_{n,1}$.

Theorem 3.2. *Let $P_r(\pi)$ be the probability of π under the random order algorithm A_r , where π is uniformly random with respect to $u = 1/F_{n,1}$ on Fibonacci permutations $\pi \in \mathcal{F}_{n,1}$. Put $T_r(\pi) = P_r(\pi)^{-1}$. As $n \rightarrow \infty$,*

$$\frac{\log T_r(\pi) - \mu_r n}{\sigma_r \sqrt{n}} \xrightarrow{d} N(0, 1)$$

where

$$\mu_r = \left(\frac{13}{6} - \frac{2}{\sqrt{5}}\right) \frac{\log 2}{5} + \left(1 + \frac{1}{\sqrt{5}}\right) \frac{\log 3}{5} \approx 0.4944$$

and

$$\begin{aligned} \sigma_r^2 = & \left(\frac{1049}{10\sqrt{5}} - \frac{361}{9}\right) \frac{\log^2 2}{50} - \left(\frac{1579}{5\sqrt{5}} - 113\right) \frac{\log 2 \log 3}{225} \\ & + \left(\frac{131}{5\sqrt{5}} - 7\right) \frac{\log^2 3}{100} \approx 0.0267. \end{aligned}$$

To prove this result, we first show that $\log T_r$ has asymptotically linear mean and variance.

Lemma 3.3. *As $n \rightarrow \infty$,*

$$\mathbb{E}_u \log T_r(\pi) = \mu_r n + O(1), \quad \text{Var}_u \log T_r(\pi) = \sigma_r^2 n + O(1)$$

where μ_r and σ_r^2 are as in Theorem 3.2.

More exact approximations are given in the proof, although those stated above are sufficient for our purposes.

Before turning to the proof of this lemma, we first show how our main result follows by this and Lemma 3.1. As mentioned in Section 1, we do not see how to prove this result easily by more standard methods.

Proof of Theorem 3.2. Let $Y_n = \log T_r(\pi)$ for $\pi \in \mathcal{F}_{n,1}$ uniformly random with respect to $u = 1/F_{n,1}$. For convenience, set $F_{n,1} = 0$ for all $n < 0$.

As discussed already, algorithm A_r selects a uniformly random $i \in [n]$ and matches i with one of $j \in \{i, i \pm 1\}$ uniformly at random. Given this, it then matches the indices in $[\min\{i, j\} - 1]$ and $[n] - [\max\{i, j\}]$ independently and in a uniformly random order. Since there are no edges between these sets in a Fibonacci matching, we may view the matchings of these sets by A_r as occurring separately and also in uniformly random order. Therefore

$$Y_n \stackrel{d}{=} Y_{I_1^{(n)}}^{(1)} + Y_{I_2^{(n)}}^{(2)} + b_n,$$

where, for $i \in [n]$,

$$\begin{aligned} \mathbb{P}((I_1^{(n)}, I_2^{(n)}) = (i_1, i_2)) \\ = \frac{1}{nF_{n,1}} \begin{cases} F_{i-2,1}F_{n-i,1} & (i_1, i_2) = (i-2, n-i) \\ F_{i-1,1}F_{n-i,1} & (i_1, i_2) = (i-1, n-i) \\ F_{i-1,1}F_{n-i-1,1} & (i_1, i_2) = (i-1, n-i-1). \end{cases} \end{aligned}$$

Here $F_{i-2,1}F_{n-i,1}/F_{n,1}$, $F_{i-1,1}F_{n-i,1}/F_{n,1}$ and $F_{i-1,1}F_{n-i-1,1}/F_{n,1}$ are the probabilities that $\mathbb{P}_u(\pi(i) = j)$ for $j = i-1, i$ and $i+1$. The extra term $b_n = O(1)$, is equal to $\log 2$ if $i \in \{1, n\}$ and $\log 3$ if $i \in [n] - \{1, n\}$, as there are 2 and 3 choices for $\pi(i)$ in these cases and A_r chooses from them uniformly at random. By Lemmas 3.1 and 3.3 the result follows, noting that $I_1^{(n)} \stackrel{d}{=} U_n + O(1)$ and $I_2^{(n)} \stackrel{d}{=} n - U_n + O(1)$ for U_n uniform on $[n]$. \blacksquare

Finally, to complete the proof of Theorem 3.2, we analyze the mean and variance of $\log T(\pi)$. We give a detailed proof of this result for A_r . Similar results for other algorithms to follow will be discussed more briefly.

Proof of Lemma 3.3. For π selected with respect to $u = 1/F_{n,1}$ and $t \in \mathbb{R}$, put

$$x_n = F_{n,1} \mathbb{E}_u(e^{t \log T_r(\pi)}) = F_{n,1} \mathbb{E}_u[T_r(\pi)^t].$$

Denote the associated generating function by

$$X(z, t) = \sum_{n=0}^{\infty} x_n z^n.$$

Note that X is the Hadamard product of the generating functions for the sequences $F_{n,1}$ and $\mathbb{E}_u[T_r(\pi)^t]$, the latter of which is the moment generating

function of the random variable $\log T_r(\pi)$ under $u = 1/F_{n,1}$. Therefore, for $k \geq 0$,

$$\mathbb{E}_u[(\log T_r(\pi))^k] = \frac{1}{F_{n,1}}[z^n] \frac{\partial^k}{\partial t^k} X(z, 0). \quad (3.3)$$

We obtain a recurrence for x_n as follows. Observe that trivially $x_0 = x_1 = 1$. For $n \geq 2$, we argue as follows. Algorithm A_r first selects $i \in [n]$ uniformly at random. If $i \in \{1, n\}$ then it matches i correctly with $\pi(i)$ with probability $1/2$, and otherwise, if $i \in [n] - \{1, n\}$, this happens with probability $1/3$. Since π is uniformly random, note that we have $\pi(1) = 1$ and $\pi(1) = 2$ with probabilities $F_{n-1,1}/F_{n,1}$ and $F_{n-2,1}/F_{n,1}$, and a similar situation in the case $i = n$. On the other hand, for $0 < i < n$, we have $\pi(i) = i - 1$, $\pi(i) = i$ and $\pi(i) = i + 1$ with probabilities $F_{i-2,1}F_{n-i,1}/F_{n,1}$, $F_{i-1,1}F_{n-i,1}/F_{n,1}$ and $F_{i-1,1}F_{n-i-1,1}/F_{n,1}$. Given the first step of A_r is successful, the algorithm then matches indices in $[\min\{i, \pi(i)\} - 1]$ and $[n] - [\max\{i, \pi(i)\}]$ independently. Therefore, for $n \geq 2$,

$$\begin{aligned} nx_n &= 2^{t+1}(x_{n-1} + x_{n-2}) + 3^t \sum_{i=2}^{n-1} (x_{i-2}x_{n-i} + x_{i-1}x_{n-i} + x_{i-1}x_{n-i-1}) \\ &= 2(2^t - 3^t)(x_{n-1} + x_{n-2}) + 3^t \left(\sum_{i=0}^{n-1} x_i x_{n-i-1} + 2 \sum_{i=0}^{n-2} x_i x_{n-i-2} \right). \end{aligned}$$

Summing over $n \geq 2$ (and recalling $x_0 = x_1 = 1$), we find

$$\begin{aligned} \frac{\partial}{\partial z} X(z, t) - 1 &= 2(2^t - 3^t)[(1+z)X(z, t) - 1] + 3^t[(1+2z)X(z, t)^2 - 1]. \quad (3.4) \end{aligned}$$

It follows immediately that

$$X(z, 0) = \frac{1}{1-z-z^2} = \sum_{n=0}^{\infty} F_{n,1} z^n,$$

as to be expected. Differentiating (3.4) with respect to t and setting $t = 0$, we obtain

$$\begin{aligned} \frac{\partial^2}{\partial z \partial t} X(z, 0) &= 2(\log 2 - \log 3)((1+z)X(z, 0) - 1) \\ &\quad + (\log 3)((1+2z)X(z, 0)^2 - 1) + 2(1+2z)X(z, 0) \frac{\partial}{\partial t} X(z, 0). \end{aligned}$$

Noting $(\partial/\partial t)X(0,0) = 0$, it follows that

$$\begin{aligned} (1 - z - z^2)^2 \frac{\partial}{\partial t} X(z, 0) \\ = z^3(z^2 + 5z + 5) \frac{\log 3}{5} - z^2(12z^3 + 45z^2 + 20z - 60) \frac{\log 2}{30}. \end{aligned} \quad (3.5)$$

Similarly, differentiating (3.4) twice with respect to t and setting $t = 0$, we find that

$$\begin{aligned} \frac{\partial^3}{\partial z \partial t^2} X(z, 0) &= 2(\log^2 2 - \log^2 3)((1 + z)X(z, 0) - 1) \\ &\quad + 4(\log 2 - \log 3)(1 + z) \frac{\partial}{\partial z} X(z, 0) + \log^2 3((1 + 2z)X(z, 0)^2 - 1) \\ &\quad + 4(\log 3)(1 + 2z)X(z, 0) \frac{\partial}{\partial z} X(z, 0) + 2(1 + 2z) \left(\frac{\partial}{\partial z} X(z, 0) \right)^2 \\ &\quad + 2(1 + 2z)X(z, 0) \frac{\partial^2}{\partial t^2} X(z, 0). \end{aligned}$$

Noting $(\partial^2/\partial t^2)X(0,0) = 0$, it follows

$$\begin{aligned} (1 - z - z^2)^3 \frac{\partial^2}{\partial t^2} X(z, 0) \\ = -z^3(z^7 + 5z^6 - 5z^5 - 50z^4 - 60z^3 + 10z^2 - 50) \frac{\log^2 3}{50} \\ + z^4(18z^6 + 90z^5 - 20z^4 - 710z^3 - 955z^2 + 435z + 1125) \frac{\log 2 \log 3}{225} \\ - z^2(36z^8 + 180z^7 + 25z^6 - 1250z^5 - 1745z^4 + 1065z^3 + 1875z^2 - 900) \frac{\log^2 2}{450}. \end{aligned} \quad (3.6)$$

Recall that

$$F_{n,1} = F_{n+1} = (\varphi^{n+1} - \hat{\varphi}^{n+1})/\sqrt{5} \sim \varphi^{n+1}/\sqrt{5},$$

where $\varphi = (1 + \sqrt{5})/2$ and $\hat{\varphi} = -1/\varphi$. Decomposing into partial fractions,

$$\frac{1}{(1 - z - z^2)^2} = \sum_{x \in \{\varphi, \hat{\varphi}\}} \frac{1}{5} \left[\frac{1}{(z - 1/x)^2} - \frac{2}{5} \frac{1 + 2/x}{z - 1/x} \right]$$

and

$$\frac{1}{(1 - z - z^2)^3} = \sum_{x \in \{\varphi, \hat{\varphi}\}} \frac{1}{25} \left[-\frac{1 + 2/x}{(z - 1/x)^3} + \frac{3}{(z - 1/x)^2} - \frac{6}{5} \frac{1 + 2/x}{z - 1/x} \right].$$

Therefore

$$\begin{aligned} \frac{1}{F_{n,1}}[z^n] \frac{1}{(1-z-z^2)^2} &\sim \frac{1}{F_{n,1}}[z^n] \frac{1}{5} \left[\frac{1}{(z-1/\varphi)^2} - \frac{2}{5} \frac{1+2/\varphi}{z-1/\varphi} \right] \\ &\sim \frac{1}{\sqrt{5}} \left[(n+1)\varphi + \frac{2}{5} \left(1 + \frac{2}{\varphi} \right) \right] \quad (3.7) \end{aligned}$$

and

$$\begin{aligned} \frac{1}{F_{n,1}}[z^n] \frac{1}{(1-z-z^2)^3} &\sim \frac{1}{F_{n,1}}[z^n] \frac{1}{25} \left[-\frac{1+2/\varphi}{(z-1/\varphi)^3} + \frac{3}{(z-1/\varphi)^2} - \frac{6}{5} \frac{1+2/\varphi}{z-1/\varphi} \right] \\ &\sim \frac{1}{5\sqrt{5}} \left[\frac{(n+2)(n+1)}{2} \left(1 + \frac{2}{\varphi} \right) \varphi^2 + 3(n+1)\varphi + \frac{6}{5} \left(1 + \frac{2}{\varphi} \right) \right] \quad (3.8) \end{aligned}$$

where \sim denotes equality up terms of size $O(n^2(\hat{\varphi}/\varphi)^n) = O((n/\varphi^n)^2) = o(1)$.

Finally, we conclude as follows. Let

$$A_n = \frac{1}{\sqrt{5}} \left[(n+1)\varphi + \frac{2}{5} \left(1 + \frac{2}{\varphi} \right) \right] \sim \frac{1}{F_{n,1}}[z^n] \frac{1}{(1-z-z^2)^2}$$

denote the right hand side of (3.7). Combining (3.3), (3.5) and (3.7), we find that

$$\begin{aligned} \mathbb{E}_u \log T_r(\pi) &\sim \left[\frac{A_{n-5}}{\varphi^5} + 5 \frac{A_{n-4}}{\varphi^4} + 5 \frac{A_{n-3}}{\varphi^3} \right] \frac{\log 3}{5} \\ &\quad - \left[12 \frac{A_{n-5}}{\varphi^5} + 45 \frac{A_{n-4}}{\varphi^4} + 20 \frac{A_{n-3}}{\varphi^3} - 60 \frac{A_{n-2}}{\varphi^2} \right] \frac{\log 2}{30}. \end{aligned}$$

Straightforward, although tedious, algebra then shows

$$\mathbb{E}_u \log T_r(\pi) \sim \mu_r n + \frac{1}{25} \left[\left(\frac{1}{\sqrt{5}} - \frac{16}{5} \right) \log 3 + \left(\frac{71}{3} - \frac{185}{6\sqrt{5}} \right) \log 2 \right]$$

giving the first claim of the lemma.

Similarly, by (3.3), (3.6) and (3.8) we find

$$\begin{aligned} &\mathbb{E}_u [(\log T_r(\pi))^2] - (\mu_r n)^2 \\ &\sim \left[\left(\frac{43}{5\sqrt{5}} - 31 \right) \frac{\log^2 3}{100} + \left(44 - \frac{937}{5\sqrt{5}} \right) \frac{\log 2 \log 3}{225} + \left(\frac{1223}{10\sqrt{5}} + 97 \right) \frac{\log^2 2}{450} \right] n \\ &\quad + \left(\frac{765}{\sqrt{5}} + 547 \right) \frac{\log^2 3}{2500} + \left(\frac{2}{3} - \frac{2795}{\sqrt{5}} \right) \frac{\log 2 \log 3}{1875} + \left(\frac{5935}{\sqrt{5}} - \frac{15983}{9} \right) \frac{\log^2 2}{2500}. \end{aligned}$$

and so

$$\begin{aligned} \text{Var}_u \log T(\pi) \sim \sigma_r^2 n + \left(\frac{1405}{\sqrt{5}} - 497\right) \frac{\log^2 3}{2500} + \left(\frac{7373}{9} - \frac{2155}{\sqrt{5}}\right) \frac{\log 2 \log 3}{625} \\ + \left(\frac{105955}{4\sqrt{5}} - 10748\right) \frac{\log^2 2}{5625} \end{aligned}$$

finishing the proof. \blacksquare

3.3 Fixed order algorithm A_f

Next, we turn to the case of algorithm A_f , which recall matches in the fixed order $1, 2, \dots, n$. Applying Lemma 3.1 in this case is perhaps less natural, but nonetheless establishes the following central limit theorem.

Theorem 3.4. *Let $P_f(\pi)$ be the probability of π under the fixed order algorithm A_f , where π is uniformly random with respect to $u = 1/F_{n,1}$ on Fibonacci permutations $\pi \in \mathcal{F}_{n,1}$. Put $T_f(\pi) = P_f(\pi)^{-1}$. As $n \rightarrow \infty$,*

$$\frac{\log T_f(\pi) - \mu_f n}{\sigma_f \sqrt{n}} \xrightarrow{d} N(0, 1)$$

where

$$\mu_f = \frac{1}{2} \left(1 + \frac{1}{\sqrt{5}}\right) \log 2 \approx 0.5016, \quad \sigma_f^2 = \frac{1}{5\sqrt{5}} \log^2 2 \approx 0.0430.$$

We note here that in [11] it is observed that this result follows by the results in [13]. Specifically, it is observed that $P_f(\pi) = 1/2^{n-k-1}$, where $k = k(\pi)$ is the number of transpositions in π not counting $(n, n-1)$. This is because each time A_f matches $\pi(i) = i+1$, the next matching $\pi(i+1) = i$ is made deterministically. The transposition $(n, n-1)$, however, does not contribute to $P_f(\pi)$, since the last step of algorithm A_f is always forced, irrespective of π . In [13], several ways of establishing a central limit theorem for k (for uniform matchings $\pi \sim u$) are discussed. In particular (see [13])

$$\mathbb{E}_u k(\pi) = \frac{1}{2} \left(1 - \frac{1}{\sqrt{5}}\right) n + O(1), \quad \text{Var}_u k(\pi) = \frac{1}{5\sqrt{5}} n + O(1).$$

This leads to a proof of Theorem 3.4.

To point out yet another proof along these lines, we note that once the asymptotic linearity of $\mathbb{E}_u k(\pi)$ and $\text{Var}_u k(\pi)$ are established, it is easy to derive a central limit theorem for $Y_n = k(\pi)$ via Lemma 3.1, noting that

$$Y_n \stackrel{d}{=} Y_{I_1^{(n)}}^{(1)} + Y_{I_2^{(n)}}^{(2)} + b_n$$

with

$$\begin{aligned} \mathbb{P}((I_1^{(n)}, I_2^{(n)}, b_n) = (i_1, i_2, b)) \\ = \frac{1}{F_{n,1}} \begin{cases} F_{k_n-2,1} F_{n-k_n,1} & (i_1, i_2, b_n) = (k_n - 2, n - k_n, 1) \\ F_{k_n-1,1} F_{n-k_n,1} & (i_1, i_2, b_n) = (k_n - 1, n - k_n, 0) \\ F_{k_n-1,1} F_{n-k_n-1,1} & (i_1, i_2, b_n) = (k_n - 1, n - k_n - 1, 1) \end{cases} \end{aligned}$$

where $k_n = \lfloor n/2 \rfloor$. To see this, observe these are the probabilities under u that $\pi(k_n)$ is equal to $k_n - 1$, k_n or $k_n + 1$. In the first case, given $\pi(k_n) = k_n - 1$, note that Y_n is distributed as $k(\pi_1) + k(\pi_2) + 1$, where π_1 and π_2 are uniform Fibonacci permutations of sizes $k_n - 2$ and $n - k_n$. The other cases are seen similarly.

Let us also mention here that, through recent conversations with Andy Tsao [28], we have observed the following simple proof. Consider the renewal process $(N(t), t \geq 0)$ whose inter-arrival times X_i are equal to 1 and 2 with probabilities $1/\varphi$ and $1/\varphi^2$. Since $\mathbb{P}_u(\pi(1) = 1) = F_{n-1,1}/F_{n,1} \approx 1/\varphi$ and $\mathbb{P}_u(\pi(1) = 2) = F_{n-2,1}/F_{n,1} \approx 1/\varphi^2$, we see that $\log T_f(\pi)$ is well-approximated by $N(n) \log 2$. Hence Theorem 3.4 is essentially an immediate consequence of the central limit theorem for renewal processes, noting that

$$\frac{1}{\mathbb{E}(X_1)} = \frac{1}{2} \left(1 + \frac{1}{\sqrt{5}}\right), \quad \frac{\text{Var}(X_1)}{\mathbb{E}(X_1)^3} = \frac{1}{5\sqrt{5}}.$$

We give a more detailed argument of this kind for the greedy algorithm A_g in Section 3.4 below, for which it seems Lemma 3.1 cannot be easily applied.

We conclude this section with a proof of Theorem 3.4 by Lemma 3.1, in order to further demonstrate its versatility. To motivate this proof, we note that the proof in [11] described above relies on the fact that for the fixed order algorithm A_f , the probability $P_f(\pi)$ of obtaining a given permutation π has a simple formula $1/2^{n-k-1}$. However, for many algorithms, such as the random order algorithm A_r studied in the previous section, $P(\pi)$ does not have a simple closed form. On the other hand, applying Lemma 3.1 does not require a formula for $P_f(\pi)$, rather only that algorithm A_f can be thought of as a divide-and-conquer algorithm of the form (3.2).

Proof of Theorem 3.4. The proof that $\log T_f(\pi)$ has asymptotically linear mean and variance is similar to Lemma 3.3. In fact, the calculations are simpler since we can obtain the generating function

$$X(z, t) = \frac{1 + (1 - 2^t)z}{1 - 2^t z(1 + z)} \tag{3.9}$$

for the sequence of $x_n = F_{n,1} \mathbb{E}_u[T_f(\pi)^t]$ explicitly (whereas for A_r we had a differential equation for X). Using this, it follows that

$$\mathbb{E}_u \log T_f(\pi) = \mu_f n + O(1), \quad \text{Var}_u \log T_f(\pi) = \sigma_f^2 n + O(1). \quad (3.10)$$

We refer to Appendix A.1 for further details.

Our application of Lemma 3.1, however, is less straightforward in the present case than in the random case Theorem 3.2.

Let $Y_n = \log T_f(\pi)$, where π is selected according to $u = 1/F_{n,1}$. If we think of algorithm A_f in the most obvious way, as matching from top to bottom, we obtain

$$Y_n \stackrel{d}{=} Y_{I_1^{(n)}}^{(1)} + \log 2$$

with

$$\mathbb{P}(I_1^{(n)} = i_1) = \frac{1}{F_{n,1}} \begin{cases} F_{n-1,1} & i_1 = n-1 \\ F_{n-2,1} & i_1 = n-2. \end{cases}$$

Here $F_{n-1,1}/F_{n,1} = \mathbb{P}_u(\pi(1) = 1)$ and $F_{n-2,1}/F_{n,1} = \mathbb{P}_u(\pi(1) = 2)$, and $\log 2$ is the contribution to $\log T_f(\pi)$ from the probability that A_f matches 1 correctly with $\pi(1)$. However, if we think of Y_n in this way, we clearly have $A_1 = 1$, and so Lemma 3.1 does not apply.

Instead, to calculate Y_n we informally speaking divide at index $k_n = \lfloor n/2 \rfloor$, that is, at “the middle” instead of at “the top” of π . In order for this division to result in two independent and like problems, we apply a small trick. Consider a modified algorithm A_f^ε on $\mathcal{F}_{n,1} \cup \{\varepsilon\}$. Algorithm A_f^ε operates in exactly the same way as A_f , except if in the very last step of the algorithm all indices in $[n-1]$ have been matched with indices in $[n-1]$. In this case, note that A_f deterministically matches $\pi(n) = n$. On the other hand, A_f^ε does this with probability $1/2$, and otherwise, instead of producing a matching $\pi \in \mathcal{F}_{n,1}$ returns ε . Note that $\log T_f(\pi) = \log T_f^\varepsilon(\pi) + O(1)$, since the two quantities differ by at most $\log 2$ for any π . Therefore it suffices to prove a central limit theorem for $Y_n^\varepsilon = \log T_f^\varepsilon(\pi)$.

We think of ε in this context as an “error message”. This device allows for a constant toll function $b_n = \log 2$ in the recursion below for Y_n^ε , whereas for A_f we cannot write a recursion for Y_n in this way with all $Y_i^{(1)} \stackrel{d}{=} Y_i^{(2)}$. By the construction of A_f^ε , we have

$$Y_n^\varepsilon \stackrel{d}{=} (Y_{I_1^{(n)}}^\varepsilon)^{(1)} + (Y_{I_2^{(n)}}^\varepsilon)^{(2)} + \log 2$$

with

$$\begin{aligned}\mathbb{P}((I_1^{(n)}, I_2^{(n)}) = (i_1, i_2)) \\ = \frac{1}{F_{n,1}} \begin{cases} F_{k_n-2,1} F_{n-k_n,1} & (i_1, i_2) = (k_n - 2, n - k_n) \\ F_{k_n-1,1} F_{n-k_n,1} & (i_1, i_2) = (k_n - 1, n - k_n) \\ F_{k_n-1,1} F_{n-k_n-1,1} & (i_1, i_2) = (k_n - 1, n - k_n - 1). \end{cases}\end{aligned}$$

To see this, note that the probabilities here correspond to whether $\pi(k_n)$ is equal to $k_n - 1$, k_n or $k_n + 1$ in a permutation $\pi \sim u$. Given the matching $\pi(k_n)$, the probability $P_f^\varepsilon(\pi)$ is equal to the product $P_f^\varepsilon(\pi_1)P_f^\varepsilon(\pi_2)/2$, where π_1 and π_2 are uniform Fibonacci permutations of sizes $\min\{k_n, \pi(k_n)\} - 1$ and $n - \max\{k_n, \pi(k_n)\}$, and $1/2$ is the probability that A_f^ε correctly matches $\min\{k_n, \pi(k_n)\}$ with $\pi(\min\{k_n, \pi(k_n)\})$.

By (3.10) and since $k_n = k/2 + O(1)$, the conditions of Lemma 3.1 are clearly satisfied, giving the result. \blacksquare

3.4 Greedy algorithm A_g

In this section, we analyze algorithm A_g , which matches indices $i \in [n]$ in a certain greedy order, so as to maximize the number of steps with 3 choices for the value of $\pi(i)$.

To describe A_g precisely, it is useful to think of indices as being either *matched* or *forced* by the algorithm. An index i is matched if $\pi(i)$ is directly selected in a step of the algorithm, whereas we say that an index is forced if its matching is determined by previous matchings. In this terminology, in each step of algorithm A_g , the vertex of second smallest index, amongst those yet to be matched or forced, is matched. More specifically, in the first step, 2 is matched with one of 1, 2, 3 uniformly at random. If $\pi(2) = 1$, then $\pi(1) = 2$ is forced, and so the algorithm matches 4 in the next step with one of 3, 4, 5 uniformly at random. Similarly, if instead $\pi(2) = 2$ then $\pi(1) = 1$ is forced, and so the algorithm matches 4 in the next step with one of 3, 4, 5 at random; if $\pi(2) = 3$ then $\pi(1) = 1$ and $\pi(3) = 2$ are forced, and so the algorithm matches 5 in the next step with one of 4, 5, 6 at random. The algorithm continues in this way until some $\pi \in S_n$ has been determined.

Theorem 3.5. *Let $P_g(\pi)$ be the probability of π under the greedy algorithm A_g , where π is uniformly random with respect to $u = 1/F_{n,1}$ on Fibonacci permutations $\pi \in \mathcal{F}_{n,1}$. Put $T_g(\pi) = P_g(\pi)^{-1}$. As $n \rightarrow \infty$,*

$$\frac{\log T_g(\pi) - \mu_g n}{\sigma_g \sqrt{n}} \xrightarrow{d} N(0, 1)$$

where

$$\mu_g = \frac{1}{\sqrt{5}} \log 3 \approx 0.4913, \quad \sigma_g^2 = (1 - \frac{11}{5\sqrt{5}}) \log^2 3 \approx 0.0195.$$

Due to the nature of the greedy order there seems to be no obvious way of writing $Y_n = \log T_g(\pi)$ in the form (3.2) while preserving the independence of $(Y_n^{(1)}), (Y_n^{(2)}), (I_1^{(n)}, I_2^{(n)}, b_n)$ required for the application of Lemma 3.1. We instead give a proof via renewal theory, following the argument outlined for the fixed algorithm A_f below the statement of Theorem 3.4 above.

Proof. The idea is to approximate Y_n using the renewal process $(N(t), t \geq 0)$ whose inter-arrival times X_1 are equal to 2 and 3 with probabilities $2/\varphi^2$ and $1/\varphi^3$. The reason is that if in the first step A_g matches $\pi(2) = 1$ then $\pi(1) = 2$ is forced; if $\pi(2) = 2$ then $\pi(1) = 1$ is forced; if $\pi(2) = 3$ then $\pi(1) = 2$ and $\pi(3) = 2$ are forced. Each of these possibilities are equally likely under A_g , and φ^2, φ^2 and $1/\varphi^3$ are the asymptotic probabilities that $\pi(2)$ is equal to 1, 2 and 3 in a Fibonacci permutation $\pi \sim u$. Therefore we expect Y_n to be well-approximated by $N(n) \log 3$. Note that, by the central limit theorem for renewal processes,

$$\frac{N(t) - t/\mathbb{E}(X_1)}{\sqrt{t\text{Var}(X_1)/\mathbb{E}(X_1)^3}} \xrightarrow{d} N(0, 1). \quad (3.11)$$

Since

$$\frac{1}{\mathbb{E}(X_1)} = \frac{1}{2}(1 + \frac{1}{\sqrt{5}}), \quad \frac{\text{Var}(X_1)}{\mathbb{E}(X_1)^3} = \frac{1}{5\sqrt{5}},$$

the theorem is proved if we verify that

$$\frac{Z_n - n/\mathbb{E}(X_1)}{\sqrt{n\text{Var}(X_1)/\mathbb{E}(X_1)^3}} \xrightarrow{d} N(0, 1), \quad (3.12)$$

where $Z_n = Y_n / \log 3$.

To this end, note that any $\pi \in \mathcal{F}_{n,1}$, can be viewed from “top to bottom”, as a sequence of *blocks* of the form

- $\pi(i-1, i) = i, i-1$,
- $\pi(i-1, i) = i-1, i$ or
- $\pi(i-1, i, i+1) = i-1, i+1, i$

(except the very last block, which can be $\pi(n) = n$). Note that the indices i are ones that need to be correctly matched by A_g in order to construct π (the other indices being forced). In this terminology Z_n is, up to an additive $O(1)$ error, simply the number of blocks in π . The $O(1)$ error accounts for unimportant issues at the “bottom” of π .

Next, recall that in the proof of (3.11), we do not in fact need that (N_t) is a renewal process, rather only that

$$\frac{\sum_{i=1}^n X_i - n/\mathbb{E}(X_i)}{\sqrt{n\text{Var}(X_i)}} \xrightarrow{d} N(0, 1).$$

Finally, we make the connection with (N_t) . For a given n consider the process (X'_i) where X'_1 is equal to 2 and 3 with probabilities $2F_{n-t_i-2,1}/F_{n,1}$ and $F_{n-t_i-3,1}/F_{n,1}$ where $t_i = \sum_{j<i} X'_j$. Let $N'_n = \max\{i : t_i \leq n\}$. Then the number of blocks in $\pi \sim u$ is equal in distribution to $N'_n + O(1)$. Hence $Z_n \stackrel{d}{=} N'_n + O(1)$. Noting that all

$$|F_{n-k,1}/F_{n,1} - 1/\varphi^k| = O((\hat{\varphi}/\varphi)^n) = O(1/\varphi^{2n}),$$

it is easy to see that

$$\frac{\sum_{i < N'_n} |X_i - X'_i|}{\sqrt{n}} \xrightarrow{p} 0,$$

and (3.12) follows. ■

3.5 Almost perfect variants

In this section, we observe that by adjusting the probabilities with which $\pi(i)$ is set to i or $i \pm 1$ in algorithms A_f and A_g to agree with the asymptotic proportion of Fibonacci matchings with the same value of $\pi(i)$, we obtain “almost perfect” version A_f^* and A_g^* , for which $\log(T^*(\pi)/F_{n,1})$ has variance of $O(1)$ (under $u = 1/F_{n,1}$). As such, these algorithms require only $O(1)$ samples in order to well approximate $F_{n,1}$.

3.5.1 Algorithm A_f^*

In algorithm A_f^* we match indices in order $1, 2, \dots, n$, setting $\pi(i)$ equal to i with probability $1/\varphi$ and equal to $i + 1$ with probability $1/\varphi^2$ (unless in the previous step $\pi(i-1) = i$ in which case we deterministically set $\pi(i) = i-1$ as this is the only allowable option in this case). As explained above, the reason for this choice is that these are the asymptotic proportions of Fibonacci matchings with $\pi(1) = 1$ and $\pi(1) = 2$. This leads to the generating function

$$X(z, t) = \frac{1 + (1 - \varphi^t)z}{1 - \varphi^t z(1 - \varphi^t z)}$$

for the sequence $x_n = F_{n,1} \mathbb{E}_u[T_f^*(\pi)^t]$. Using this, it can be shown (arguing as in Appendix A.1) that

$$\mathbb{E}_u \log T_f^*(\pi)/n \rightarrow \log \varphi, \quad \text{Var}_u \log T_f^*(\pi) = O(1).$$

Therefore, by Theorem 2.1, $N^*(n) = O(1)$ samples are sufficient to well approximate $F_{n,1}$ by this algorithm.

We note here that a different heuristic is given in [8] Section 5.4, where the optimal $p^* = 1/\varphi^2$ is derived in two ways by leaving the probability p that in a given step $\pi(i)$ is set to $i+1$ as a free variable, and then computing the relative variance and L , and finally minimizing in p . In each case this leads to the same p^* .

3.5.2 Algorithm A_g^*

Next, we note that A_g can similarly be modified to obtain an “almost perfect” algorithm A_g^* . As in A_g , we start by matching 2 and then in each subsequent step match the second smallest index whose matching is yet to be determined, however now we match an index i with $i-1$, i and $i+1$ with probabilities $1/\varphi^2$, $1/\varphi^2$ and $1/\varphi^3$. This leads to the generating function

$$X(z, t) = \frac{1 + z + 2(2^t - \varphi^{2t})z^2}{1 - \varphi^{2t}(2 - \varphi^t z)z^2},$$

for $x_n = F_{n,1}\mathbb{E}_u[T_g^*(\pi)^t]$, and using this it can be shown that

$$\mathbb{E}_u \log T_g^*(\pi)/n \rightarrow \log \varphi, \quad \text{Var}_u \log T_g^*(\pi) = O(1).$$

3.6 Relative variance

Finally, we investigate the relative variance approach (2.1) to sample size determination for importance sampling algorithms A_r , A_f and A_g . Recall that in the proofs of the asymptotic linear variance of $\log T(\pi)$ for these algorithms, we made use of the generating function $X(z, t)$ for the sequence of $x_n = F_{n,1}\mathbb{E}_u[T(\pi)^t]$. Let $Y(z)$ denote the generating function for the sequence of $y_n = \mathbb{E}[T(\pi)^2]$, where the expectation in this case is with respect to the importance sampling measure $P(\pi)$. It is not difficult to see that $Y(z) = X(z, 1)$. Using this observation, we analyze the bounds on the sufficient N^v given by (2.1), i.e.,

$$N^v = \frac{\mathbb{E}[T(\pi)^2]}{[\mathbb{E}T(\pi)]^2} = \frac{1}{F_{n,1}^2} \sum_{\pi} T(\pi).$$

3.6.1 N^v for A_r

Let $Y(z)$ be the generating function for $y_n = \mathbb{E}[T_r(\pi)^2]$ under the measure $P_r(\pi)$ on $\mathcal{F}_{n,1}$. By (3.4), and observing that $Y(z) = X(z, 1)$, we have

$$Y'(z) = -2(1+z)Y(z) + 3(1+2z)Y(z)^2.$$

It follows that

$$Y(z) = \frac{1}{3}[1 - e^{(1+z)^2}(2/3e - \int_1^{1+z} e^{-u^2} du)]^{-1}.$$

Basic calculus arguments show that the function $e^{(1+z)^2}(2/3e - \int_1^{1+z} e^{-u^2} du)$ is convex on \mathbb{R} and minimized at $z \approx -0.2115$, see Figure 4 (we omit the details). Using this, we note that the function $Y(z)$ has singularities at $z_r \approx 0.3720$ and $z' \approx -1.0079$, as can be verified numerically. Let

$$c_r = \lim_{z \rightarrow z_r} (z_r - z)Y(z) \approx 0.1911.$$

By [16] Corollary VI.1, as $n \rightarrow \infty$,

$$\mathbb{E}[T_r(\pi)^2] = [z^n]Y(z) \sim c_r z_r^{-(n+1)}.$$

Therefore, since $F_{n,1} = F_{n+1} \sim \varphi^{n+1}/\sqrt{5}$,

$$N_r^v \sim 5c_r(z_r \varphi^2)^{-(n+1)}.$$

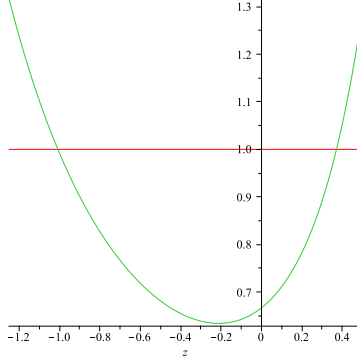


Figure 4: $Y(z)$ has singularities at $z_r \approx 0.3720$ and $z' \approx -1.0079$, where $e^{(1+z)^2}(2/3e - \int_1^{1+z} e^{-u^2} du) = 1$.

3.6.2 N^v for A_f

In the case of A_f we have by (3.9) that

$$Y(z) = \frac{1 - z}{1 - 2z(1 + z)}.$$

Therefore

$$\mathbb{E}[T_f(\pi)^2] = [z^n]Y(z) \sim z_f^{-n}/2$$

where $z_f \approx 0.366$ is the smallest singularity of Y , and so

$$N_f^v \sim \frac{5}{2\varphi^2}(z_f\varphi^2)^{-n}.$$

3.6.3 N^v for A_g

First, we derive the generating function $X(z, t)$ for the sequence $x_n = F_{n,1}\mathbb{E}_u[T(\pi)^t]$. The argument is similar to the proof of (3.9) given in Lemma A.1, except that in this case we have $x_0 = x_1 = 1$, $x_2 = 2^{t+1}$ and for $n \geq 3$,

$$x_n = 3^t(2x_{n-2} + x_{n-3}).$$

Hence

$$X(z, t) = \frac{1 + z + 2z^2(2^t - 3^t)}{1 - 3^t z^2(2 + z)}.$$

Therefore, setting $t = 1$,

$$Y(z) = \frac{1 + z(1 - 2z)}{1 - 3z^2(2 + z)},$$

and so

$$\mathbb{E}[T_g(\pi)^2] = [z^n]Y(z) \sim \frac{1}{69}(8 + 17z_3 + 9z_3^2)z_3^{-(n+1)}$$

where $z_3 \approx 0.3747$ is the smallest singularity of Y . Hence

$$N_g^v \sim \frac{5}{69}(8 + 17z_3 + 9z_3^2)(z_3\varphi^2)^{-(n+1)}.$$

3.7 Comparison of algorithms

Below is a table comparing the performance of the algorithms studied in this section. The numbers N^* are based on $e^{L+\sigma}$ in (2.2). Note that the e^{L+t} bounds of Theorem 2.1 are accurate if $\mathbb{P}(|\log Y - L| \geq t/2)$ is small. Here $\mathbb{E} \log Y = L$. More quantitative bounds follow by the one-sided Chebyshev inequalities

$$\mathbb{P}(\log Y - L \geq a\sigma) \leq 1/(1 + a^2), \quad \mathbb{P}(\log Y \leq L - a\sigma) \leq 1/(1 + a^2).$$

Since we have proven normal approximation, we may replace $1/(1 + a^2)$ with $\exp(-a^2/2)/(a\sqrt{2\pi})$. We have been content to use $e^{L+\sigma}$ in our numerical

examples since simulations show that this is a good indication of the sample size needed.

On the other hand, the numbers N^v are based on standard relative variance considerations (2.1). For small values of n , these are roughly comparable to the Kullback–Leibler numbers N^* ; however, larger values of n suggest that smaller sample sizes than those given by N^v are adequate.

n	200	300	500	1000
N_r^*	194	1211	38257	1.25×10^8
N_r^v	121	1702	3.37×10^5	1.86×10^{11}
N_f^*	1520	22479	3.75×10^6	6.72×10^{11}
N_f^v	4884	3.50×10^5	1.79×10^9	3.34×10^{18}
N_g^*	75	321	4889	2.79×10^6
N_g^v	54	368	17102	2.54×10^8
$n^{\frac{1}{2}}$	1.28×10^{16}	2.19×10^{17}	7.82×10^{18}	1×10^{21}
$F_{n,1}$	4.54×10^{41}	3.60×10^{62}	2.26×10^{104}	7.04×10^{208}

Table 2: Comparison of algorithms A_r , A_f and A_g which match in random, fixed and greedy orders. The values N^* and N^v are the estimates for required sample size given by the Kullback–Leibler (2.2) and relative variance (2.1) criteria.

4 2-Fibonacci matchings $\mathcal{F}_{n,2}$

Next, we consider the class of 2-Fibonacci matchings

$$\mathcal{F}_{n,2} = \{\pi \in S_n : -1 \leq \pi(i) - i \leq 2\}.$$

In [8] t -Fibonacci matchings $\mathcal{F}_{n,t}$ are analyzed in general. Specifically, the mean and variance of $\log T(\pi)$ is computed for algorithm $A_{f,2}$ which matches in fixed order $1, 2, \dots, n$. For simplicity, we restrict ourselves to the case $t = 2$, although our methods certainly extend to the general case. The cases $t > 2$ present no additional challenges, apart from more complicated formulas. The case $t = 2$, on the other hand, is more involved than $t = 1$, since unlike the case of Fibonacci matchings, after a single $\pi(i)$ is determined by an algorithm, the problem of determining π does not necessarily split independently as before. Note that, given that $\pi(i) \in \{i, i+1, i+2\}$ for some $1 < i < n$, the values of π on $[i-1]$ and $[n] - [i]$ are independent; *but*

if $\pi(i) = i - 1$, this is no longer the case since $\pi(i - 1) = i + 1$ is possible in a 2-Fibonacci matching.

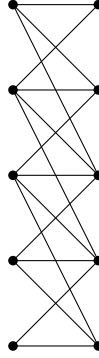


Figure 5: Perfect matchings in this graph correspond to 2-Fibonacci permutations in $\mathcal{F}_{5,2}$.

We consider sampling using algorithms $A_{f,2}$, $A_{r,2}$ and $A_{g,2}$, which are analogues of A_f , A_r and A_g studied in the previous section.

Algorithm $A_{f,2}$ matches in the fixed order $1, 2, \dots, n$. This case is no more involved than that of A_f for Fibonacci matchings in any essential way, since this algorithm only ever assigns some $\pi(i) = i - 1$ when such a matching is forced due to previous matchings.

On the other hand, some care is required to define tractable analogues $A_{r,2}$ and $A_{g,2}$. Algorithm $A_{r,2}$ matches in a random order, however when an index i is selected, not only is $\pi(i)$ determined, but also the full cycle in π containing i . In this way $A_{r,2}$ matches indices in a small (of minimal size) neighborhood of i so that the further construction of π splits into independent parts. More specifically, in the first step of $A_{r,2}$ a uniformly random $i \in [n]$ is selected. If $2 < i < n - 1$, there are six possibilities (see Figure 6) for the cycle in π containing i , namely

- $\pi(i - 2, i - 1, i) = i, i - 2, i - 1$
- $\pi(i - 1, i) = i, i - 1$
- $\pi(i - 1, i, i + 1) = i + 1, i - 1, i$
- $\pi(i) = i$
- $\pi(i, i + 1) = i + 1, i$
- $\pi(i, i + 1, i + 2) = i + 2, i, i + 1$.

If $i \in \{1, 2, n - 1, n\}$ then only a subset of these are possible. Algorithm $A_{r,2}$ selects one of these possibilities uniformly at random. The algorithm continues in this way until a 2-Fibonacci permutation π is constructed. We note that this algorithm is a natural extension of the Fibonacci case $t = 1$

case, since in that case choosing whether $\pi(i)$ is equal to $i - 1$, i or $i + 1$ is equivalent to selecting the cycle containing i .

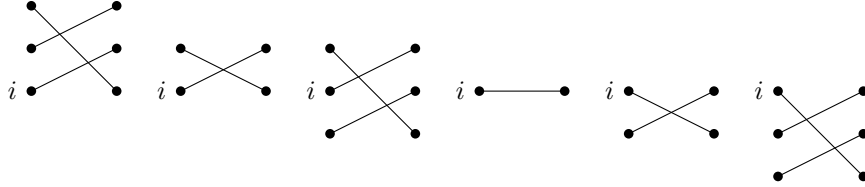


Figure 6: If index i is selected in some step of algorithm $A_{r,2}$, one of the above configurations (or one amongst the remaining allowable options) is selected uniformly at random for π near i . Note that determining π “above and below” this configuration splits independently, since there are no $\pi(j) < j - 1$ in a 2-Fibonacci matching.

Finally, we consider the greedy algorithm $A_{g,2}$ which in each step, starting with index 3, selects the minimal unmatched index i amongst those with the maximal number of remaining allowable choices for the cycle containing i . Similarly as the $A_{r,2}$ case, indices are matched in a neighborhood of i by selecting a uniformly random cycle structure for unmatched indices $j \leq i$, and we continue in this way until π is constructed.

By the main results of this section, Theorems 4.1–4.3, and Theorem 2.1 we obtain estimates for the required sample size N^* listed in the table below. The greedy algorithm $A_{g,2}$, for instance, outperforms n^7 until about $n = 1549$.

Approximate values of $F_{n,2}$ are obtained as follows. By considering whether $\pi(1)$ is equal to 1, 2 or 3, it follows that $F_{n,2} = F_{n-1,2} + F_{n-2,2} + F_{n-3,2}$ for $n \geq 3$. Therefore

$$F_{n,2} \sim c_2 \varphi_2^{n+1} \quad (4.1)$$

where $\varphi_2 \approx 1.8393$ satisfies $\varphi_2^3 = \varphi_2^2 + \varphi_2 + 1$ and

$$c_2 = \frac{1}{22} \left(3 + \frac{7}{\varphi_2} + \frac{2}{\varphi_2^2} \right) \approx 0.3363.$$

4.1 Random order algorithm $A_{r,2}$

We begin with the random order algorithm $A_{r,2}$, since it is the most involved of the three. Our discussion of $A_{f,2}$ and $A_{r,2}$ will be less detailed.

Recall that $A_{r,2}$ selects a random index i and then selects a cycle containing i randomly from amongst the allowable options. The algorithm continues in this way until a 2-Fibonacci permutation π is obtained.

n	200	300	500	1000
$N_{r,2}^*$	1.48×10^5	1.49×10^7	1.04×10^{11}	1.64×10^{20}
$N_{f,2}^*$	5.52×10^8	2.16×10^{12}	1.95×10^{19}	1.26×10^{36}
$N_{g,2}^*$	9057	2.81×10^5	2.00×10^8	1.27×10^{15}
n^7	1.28×10^{16}	2.19×10^{17}	7.82×10^{18}	1×10^{21}
$F_{n,2}$	5.26×10^{52}	1.54×10^{79}	1.31×10^{132}	2.76×10^{264}

Table 3: Comparison of algorithms $A_{r,2}$, $A_{f,2}$ and $A_{g,2}$ which match in random, fixed and greedy orders. The values N^* are the estimates for required sample size given by the Kullback–Leibler (2.2) criterion.

Theorem 4.1. *Let $P_{r,2}(\pi)$ be the probability of π under the random order algorithm $A_{r,2}$, where π is uniformly random with respect to $u = 1/F_{n,2}$ on 2-Fibonacci permutations $\pi \in \mathcal{F}_{n,2}$. Put $T_{r,2}(\pi) = P_{r,2}(\pi)^{-1}$. As $n \rightarrow \infty$,*

$$\frac{\log T_{r,2}(\pi) - \mu_{r,2}n}{\sigma_{r,2}\sqrt{n}} \xrightarrow{d} N(0, 1)$$

where $\mu_{r,2} \approx 0.6465$ and $\sigma_{r,2}^2 \approx 0.0799$.

Although it is possible by our arguments to obtain closed form expressions (involving the implicitly defined quantity φ_2 in (4.1)) for the quantities $\mu_{r,2}$ and $\sigma_{r,2}^2$, we omit these as they are quite complex.

Proof. Following the proof of Lemma 3.3, we note that $x_0 = x_1 = 1$, $x_2 = 2^{t+1}$, $x_3 = (4/3)[3^t(1 + 2^t) + 4^t]$, and for $n \geq 4$,

$$\begin{aligned} nx_n &= 2(3^t - 6^t)(x_{n-1} + x_{n-2} + x_{n-3}) + 2(5^t - 6^t)(2x_{n-2} + 2x_{n-3} + x_{n-4}) \\ &\quad + 6^t \left(\sum_{i=0}^{n-1} x_i x_{n-i-1} + 2 \sum_{i=0}^{n-2} x_i x_{n-i-2} + 3 \sum_{i=0}^{n-3} x_i x_{n-i-3} \right). \end{aligned}$$

Therefore, similarly as the derivation of (3.4), we find that

$$\begin{aligned} \frac{\partial}{\partial z} X - 1 - 2^{t+2}z - 4[3^t(1 + 2^t) + 4^t]z^2 \\ &= 2(3^t - 6^t)[(1 + z + z^2)X - (1 + 2z + 2(1 + 2^t)z^2)] \\ &\quad + 2(5^t - 6^t)[z(2 + 2z + z^2)X - 2z(1 + 2z)] \\ &\quad + 6^t[(1 + 2z + 3z^2)X^2 - (1 + 4z + 8(1 + 2^{t-1})z^2)]. \end{aligned}$$

where $X(z, t)$ is the generating function for the sequence of x_n .

Using this it can be shown (along the same lines as the derivation of (3.5) and (3.6)) that

$$\begin{aligned}
& (1 - z - z^2 - z^3)^2 \frac{\partial}{\partial t} X(z, 0) \\
&= z^2(28z^7 + 84z^6 + 165z^5 + 119z^4 + 21z^3 - 105z^2 + 42) \frac{\log 2}{21} \\
&+ (280z^6 + 630z^5 + 1170z^4 + 420z^3 + 378z^2 - 315z + 1680) \frac{\log 3}{630} \\
&- z^4(560z^5 + 1575z^4 + 3060z^3 + 1890z^2 + 252z - 2205) \frac{\log 5}{630}
\end{aligned}$$

and

$$\begin{aligned}
(1 - z - z^2 - z^3)^3 \frac{\partial^2}{\partial t^2} X(z, 0) &= \psi_2 \log 2 + \psi_3 \log 3 + \psi_5 \log 5 \\
&+ \psi_{2,3} \log 2 \log 3 + \psi_{2,5} \log 2 \log 5 + \psi_{3,5} \log 3 \log 5,
\end{aligned}$$

where (with the help of Maple)

$$\begin{aligned}
\psi_2(z) &= -\frac{32}{45}z^{18} - \frac{64}{15}z^{17} - \frac{6528}{455}z^{16} - \frac{115328}{4095}z^{15} - \frac{687886}{21021}z^{14} \\
&- \frac{41344}{5005}z^{13} + \frac{112558}{3465}z^{12} + \frac{173123}{3465}z^{11} + \frac{496}{45}z^{10} - \frac{2231}{63}z^9 \\
&- \frac{3422}{105}z^8 + \frac{958}{105}z^7 + \frac{349}{15}z^6 + \frac{176}{15}z^5 - \frac{41}{3}z^4 + \frac{2}{3}z^3 + 2z^2,
\end{aligned}$$

$$\begin{aligned}
\psi_3(z) &= -\frac{32}{405}z^{18} - \frac{328}{945}z^{17} - \frac{838}{945}z^{16} - \frac{832}{945}z^{15} + \frac{8494}{24255}z^{14} \\
&+ \frac{53408}{17325}z^{13} + \frac{59018}{17325}z^{12} + \frac{8552}{7425}z^{11} - \frac{10397}{4725}z^{10} + \frac{194}{189}z^9 \\
&+ \frac{373}{70}z^8 + \frac{43}{10}z^7 + \frac{221}{90}z^6 - \frac{5}{2}z^5 - \frac{1}{2}z^4 + \frac{8}{3}z^3,
\end{aligned}$$

$$\begin{aligned}
\psi_5(z) &= -\frac{128}{405}z^{18} - \frac{1672}{945}z^{17} - \frac{138347}{24570}z^{16} - \frac{27407}{2730}z^{15} - \frac{18530719}{1891890}z^{14} \\
&+ \frac{2336623}{1351350}z^{13} + \frac{1817471}{103950}z^{12} + \frac{1662869}{69300}z^{11} + \frac{9063}{700}z^{10} - \frac{643}{420}z^9 \\
&- \frac{1723}{420}z^8 - \frac{1277}{210}z^7 - \frac{43}{30}z^6 - \frac{39}{10}z^5 + \frac{7}{2}z^4,
\end{aligned}$$

$$\begin{aligned}\psi_{2,3}(z) = & -\frac{64}{135}z^{18} - \frac{776}{315}z^{17} - \frac{328}{45}z^{16} - \frac{10502}{945}z^{15} - \frac{166118}{24255}z^{14} \\ & + \frac{8296}{693}z^{13} + \frac{31456}{1155}z^{12} + \frac{71336}{3465}z^{11} - \frac{3158}{315}z^{10} - \frac{1510}{63}z^9 \\ & - \frac{712}{105}z^8 - \frac{208}{35}z^7 + \frac{74}{5}z^6 + \frac{68}{15}z^5 - \frac{2}{3}z^4 + \frac{8}{3}z^3,\end{aligned}$$

$$\begin{aligned}\psi_{2,5}(z) = & +\frac{128}{135}z^{18} + \frac{1732}{315}z^{17} + \frac{73676}{4095}z^{16} + \frac{414247}{12285}z^{15} + \frac{11392961}{315315}z^{14} \\ & + \frac{6583}{3003}z^{13} - \frac{507631}{10395}z^{12} - \frac{726547}{10395}z^{11} - \frac{25409}{945}z^{10} + \frac{727}{27}z^9 \\ & + \frac{1021}{35}z^8 - \frac{584}{105}z^7 - \frac{188}{15}z^6 - \frac{4}{5}z^5 + 4z^4,\end{aligned}$$

and

$$\begin{aligned}\psi_{3,5}(z) = & +\frac{128}{405}z^{18} + \frac{1492}{945}z^{17} + \frac{4282}{945}z^{16} + \frac{869}{135}z^{15} + \frac{223303}{72765}z^{14} \\ & - \frac{67174}{7425}z^{13} - \frac{917863}{51975}z^{12} - \frac{318133}{23100}z^{11} + \frac{12491}{6300}z^{10} + \frac{2477}{420}z^9 \\ & - \frac{4363}{1260}z^8 - \frac{733}{315}z^7 - \frac{19}{9}z^6 + \frac{106}{15}z^5.\end{aligned}$$

Next, by decomposing into partial fractions (similarly as (3.7) and (3.8)) we find that

$$\begin{aligned}\frac{1}{F_{n,2}}[z^n] \frac{1}{(1-z-z^2-z^3)^2} \\ \sim \left(3 + \frac{2}{\varphi_2} + \frac{3}{\varphi_2^2}\right) \frac{(n+1)\varphi_2}{44c_2} + \left(10 + \frac{86}{\varphi_2} + \frac{17}{\varphi_2^2}\right) \frac{1}{242c_2}\end{aligned}$$

and

$$\begin{aligned}\frac{1}{F_{n,2}}[z^n] \frac{1}{(1-z-z^2-z^3)^3} \sim & \left(14 + \frac{7}{\varphi_2} + \frac{2}{\varphi_2^2}\right) \frac{(n+2)(n+1)\varphi_2^2}{968c_2} \\ & + \left(63 + \frac{36}{\varphi_2} + \frac{51}{\varphi_2^2}\right) \frac{(n+1)\varphi_2}{968c_2} + \left(624 + \frac{1269}{\varphi_2} + \frac{608}{\varphi_2^2}\right) \frac{1}{10648c_2},\end{aligned}$$

where c_2 and φ_2 are as in (4.1).

Putting all of the above together, arguing as in the proof of Lemma 3.3, it follows (omitting tedious details) that

$$\mathbb{E}_u \log T_{r,2}(\pi) = \mu_{r,2}n + O(1), \quad \text{Var}_u \log T_{r,2}(\pi) = \sigma_{r,2}^2 n + O(1).$$

To conclude, put $Y_n = \log T_{f,2}(\pi)$ and $F_{n,2} = 0$ for $n < 0$. Note

$$Y_n \stackrel{d}{=} Y_{I_1^{(n)}}^{(1)} + Y_{I_2^{(n)}}^{(2)} + b_n,$$

where, for $i \in [n]$,

$$\begin{aligned} \mathbb{P}((I_1^{(n)}, I_2^{(n)}) = (i_1, i_2)) \\ = \frac{1}{nF_{n,2}} \begin{cases} F_{i-3,2}F_{n-i,2} & (i_1, i_2) = (i-3, n-i) \\ F_{i-2,2}F_{n-i,2} & (i_1, i_2) = (i-2, n-i) \\ F_{i-2,2}F_{n-i-1,2} & (i_1, i_2) = (i-2, n-i-1) \\ F_{i-1,2}F_{n-i,2} & (i_1, i_2) = (i-1, n-i) \\ F_{i-1,2}F_{n-i-1,2} & (i_1, i_2) = (i-1, n-i-1) \\ F_{i-1,2}F_{n-i-2,2} & (i_1, i_2) = (i-1, n-i-2) \end{cases} \end{aligned}$$

and $b_n = O(1)$ is equal to $\log 3$, $\log 5$ or $\log 6$ if $i \in \{1, n\}$, $i \in \{2, n-1\}$ or $3 \leq i \leq n-2$. Since $I_1^{(n)} \stackrel{d}{=} U_n + O(1)$ and $I_2^{(n)} \stackrel{d}{=} n - U_n + O(1)$ for U_n uniform on $[n]$, the theorem follows by Lemma 3.1. \blacksquare

4.2 Fixed order algorithm $A_{f,2}$

Next, we turn to the simpler case of $A_{f,2}$ which samples from $\mathcal{F}_{n,2}$ by matching indices in $[n]$ in the fixed order $1, 2, \dots, n$, in each step setting $\pi(i)$ equal to one of the remaining allowable options uniformly at random. Note that if previously we have set $\pi(i-2) = i$ or $\pi(i-1) \in \{i, i+1\}$, then $\pi(i) = i-1$ is forced. Otherwise, we set $\pi(i)$ to $i, i+1$ or $i+2$ uniformly at random.

Theorem 4.2. *Let $P_{f,2}(\pi)$ be the probability of π under the fixed order algorithm $A_{f,2}$, where π is uniformly random with respect to $u = 1/F_{n,2}$ on 2-Fibonacci permutations $\pi \in \mathcal{F}_{n,2}$. Put $T_{f,2}(\pi) = P_{f,2}(\pi)^{-1}$. As $n \rightarrow \infty$,*

$$\frac{\log T_{f,2}(\pi) - \mu_{f,2}n}{\sigma_{f,2}\sqrt{n}} \xrightarrow{d} N(0, 1)$$

where $\mu_{f,2} \approx 0.6794$ and $\sigma_{f,2}^2 \approx 0.1592$.

Proof. The argument is similar to the proof of Theorem 3.4 for A_f . (Alternatively, the central limit theorem for renewal processes can be used, see the proof for $A_{g,2}$ below.) In this case we instead obtain the generating function

$$X(z, t) = \frac{1 + (1 - 3^t)z + 2(2^t - 3^t)z^2}{1 - 3^t z(1 + z + z^2)}$$

for the sequence of $x_n = F_{n,2} \mathbb{E}_u[T_{f,2}(\pi)^t]$. From this, it follows (arguing as in the proof Appendix A.1) that

$$\mathbb{E}_u \log T_{f,2}(\pi) = \mu_{f,2}n + O(1), \quad \text{Var}_u \log T_{f,2}(\pi) = \sigma_{f,2}^2 n + O(1).$$

We omit the details. Hence, as in the proof of Theorem 3.4, the result follows by Lemma 3.1 by considering a modified algorithm $A_{f,2}^\varepsilon$. ■

4.3 Greedy algorithm $A_{g,2}$

As discussed above, algorithm $A_{g,2}$ maximizes the number of steps with 6 choices for the cycle containing i . For $n \leq 4$, for simplicity, suppose that $A_{g,2}$ selects a uniformly random $\pi \in \mathcal{F}_{n,2}$. For $n \geq 5$, starting with index 3, the smallest unmatched index is selected with the maximal number of choices for the cycle containing i . Then a uniformly random cycle structure is chosen for unmatched indices $j \leq i$, and the algorithm continues in this way until π is constructed. Note that, for $i \leq n-2$ there are 9 such cycle structures (see Figure 6), since if $\pi(i) \geq i$ then there are 2 choices for the cycle containing $i-1$, either $\pi(i-2, i-1) = i-2, i-1$ or $\pi(i-2, i-1) = i-1, i-2$.

Theorem 4.3. *Let $P_{g,2}(\pi)$ be the probability of π under the algorithm $A_{g,2}$, where π is uniformly random with respect to $u = 1/F_{n,2}$ on 2-Fibonacci permutations $\pi \in \mathcal{F}_{n,2}$. Put $T_{g,2}(\pi) = P_{g,2}(\pi)^{-1}$. As $n \rightarrow \infty$,*

$$\frac{\log T_{g,2}(\pi) - \mu_{g,2}n}{\sigma_{g,2}\sqrt{n}} \xrightarrow{d} N(0, 1)$$

where $\mu_{g,2} \approx 0.6365$ and $\sigma_{g,2}^2 \approx 0.0514$.

Proof. This result follows in a similar way as Theorem 3.5, where in this case we compare $\log T_{g,2}(\pi)$ with $N(n) \log 9$, where $(N_t, t \geq 0)$ is the renewal process whose inter-arrival times X_i are equal to 3, 4 and 5 with probabilities $4/\varphi_2^3$, $3/\varphi_2^4$ and $2/\varphi_2^5$. Since

$$\frac{1}{\mathbb{E}(X_1)} \approx 0.2897, \quad \frac{\text{Var}(X_1)}{\mathbb{E}(X_1)^3} \approx 0.0106,$$

the result follows by the central limit theorem for renewal processes. ■

4.4 Almost perfect variants

As in Section 3.5 we can, for instance, modify $A_{f,2}$ to obtain an “almost perfect” version $A_{f,2}^*$ (such that $\text{Var}_u \log(T_{f,2}^*(\pi)/F_{n,2}) = O(1)$ under $u =$

$1/F_{n,2}$) by instead setting $\pi(i)$ equal to i , $i+1$ and $i+2$ with probabilities $1/\varphi_2$, $1/\varphi_2^2$ and $1/\varphi_2^3$ (unless $\pi(i) = i-1$ is forced), corresponding to the asymptotic proportions of π with $\pi(1)$ equal to 1, 2 and 3. Presumably this reasoning generalizes to all other cases $t \geq 3$.

5 Distance-2 matchings $\mathcal{D}_{n,2}$

Finally, we briefly discuss the case of distance-2 matchings

$$\mathcal{D}_{n,2} = \{\pi \in S_n : |\pi(i) - i| \leq 2\}.$$

This class is more complex than the previous cases $\mathcal{F}_{n,t}$, as matchings in $\mathcal{D}_{n,2}$ can have cycles of all sizes. For instance, such a permutation can even be unicyclic (e.g., $\pi(12345) = 24153 \in \mathcal{D}_{5,2}$). As a result, it seems quite involved to obtain the precise asymptotics for the mean and variance of $\log T(\pi)$ under a random order algorithm $B_{r,2}$ (which like $A_{r,2}$ selects a random vertex i and then matches around i until the problem of determining π splits into independent problems), so we do not include this here. However, assuming that $\log T(\pi)$ has asymptotically linear mean and variance, Lemma 3.1 would readily yield a central limit theorem.

In this section, we restrict ourselves to algorithm $B_{f,2}$ which matches in the fixed order $1, 2, \dots, n$. We also briefly indicate how to obtain an “almost perfect” version $B_{f,2}^*$ in Section 5.1.1 below.

Distance-2 matchings are studied in Plouffe’s thesis [27], where in particular the generating function for $D_{n,2} = |\mathcal{D}_{n,2}|$ is derived. For completeness, we include the following two lemmas, which give the asymptotics of $D_{n,2}$ and the related number $D'_{n,2}$ of $\pi \in \mathcal{D}_{n,2}$ with $\pi(1) = 2$.

Lemma 5.1. *For $n \geq 4$,*

$$D_{n,2} = D_{n-1,2} + D'_{n,2} + D'_{n-1,2} + D_{n-3,2} + D_{n-4,2}$$

and

$$D'_{n,2} = D_{n-2,2} + D_{n-3,2} + D'_{n-2,2} = \sum_{k=0}^{n-2} D_{k,2}.$$

Proof. Indeed, to see the first equality, note that there are $D_{n-1,2}$ matchings with $\pi(1) = 1$; $D'_{n,2}$ with $\pi(1) = 2$; $D'_{n-1,2}$ with $\pi(1) = 3$ and $\pi(2) = 1$; $D_{n-3,2}$ with $\pi(1) = 3$ and $\pi(2) = 2$ (so necessarily $\pi(3) = 1$); and $D_{n-4,2}$ with $\pi(1) = 3$ and $\pi(2) = 4$ (so necessarily $\pi(3) = 1$ and $\pi(4) = 2$). The second equality is similarly derived. ■

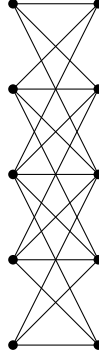


Figure 7: Perfect matchings in this graph correspond to distance-2 permutations in $\mathcal{D}_{5,2}$.

Then, using these formulas, we deduce the following.

Lemma 5.2. *For $n \geq 4$,*

$$D_{n+1,2} = 2D_{n,2} + 2D_{n-2,2} - D_{n-4,2}$$

and

$$2D'_{n+2,2} = D_{n+1,2} + D_{n,2} + D_{n-1,2} - D_{n-2,2} - D_{n-3,2}.$$

Proof. The first equality follows immediately by Lemma 5.1, noting that for all $n \geq 4$,

$$D_{n+1,2} - D_{n,2} = D_{n,2} - D_{n-1,2} + D_{n-2,2} - D_{n-4,2} + D'_{n+1,2} - D'_{n-1,2}$$

and $D'_{n+1,2} - D'_{n-1,2} = D_{n-1,2} + D_{n-2,2}$.

Then, for the second equality, note that by the first, for all $k \geq 4$, we have

$$D_{k+1,2} - D_{k,2} = D_{k,2} + 2D_{k-2,2} - D_{k-4,2}.$$

Summing over $4 \leq k \leq n$, we find

$$\begin{aligned} D_{n+1,2} - D_{4,2} &= 2 \sum_{k=0}^n D_{k,2} - (D_{0,2} + D_{1,2} + D_{2,2} + D_{3,2}) \\ &\quad - 2(D_{0,2} + D_{1,2} + D_{n-1,2} + D_{n,2}) + (D_{n-3,2} + D_{n-2,2} + D_{n-1,2} + D_{n,2}), \end{aligned}$$

and the result follows noting that $D_{0,2} = D_{1,2} = 1$, $D_{2,2} = 2$, $D_{3,2} = 6$ and $D_{4,2} = 14$, and recalling that, by Lemma 5.1, $D'_{n+2,2} = \sum_{k=0}^n D_{k,2}$. \blacksquare

Therefore, by Lemma 5.2, we find that

$$D_{n,2} \sim d_2 \gamma_2^{n+1}, \quad D'_{n,2}/D_{n,2} \sim \gamma'_2 \quad (5.1)$$

where $\gamma_2 \approx 2.3335$ satisfies $\gamma_2^5 = 2\gamma_2^4 + 2\gamma_2^2 - 1$,

$$d_2 = \frac{4652\gamma_2^4 + 10711\gamma_2^3 + 3737\gamma_2^2 - 3424\gamma_2 - 2388}{49163\gamma_2^4} \approx 0.1948,$$

and

$$\gamma'_2 = (\gamma_2^4 + \gamma_2^3 + \gamma_2^2 - \gamma_2 - 1)/2\gamma_2^5 \approx 0.3213.$$

Note that, probabilistically, (5.1) says that the chance that a random $\pi \in \mathcal{D}_{n,2}$ has $\pi(1) = 2$ equals 0.32 approximately.

5.1 Fixed order algorithm $\mathbf{B}_{f,2}$

We consider the algorithm $\mathbf{B}_{f,2}$ which samples a distance-2 permutation by matching the indices $[n]$ in the fixed order $1, 2, \dots, n$, in each step matching i with a uniformly random index (amongst the remaining allowable options).

In establishing the following central limit theorem for $\log T_{f,2}(\pi)$, our arguments resemble those for Theorems 3.4 and 4.2 (for \mathbf{A}_f and $\mathbf{A}_{f,2}$), but are significantly complicated by the potential for long cycles in a distance-2 permutation. We sketch the main ideas.

Theorem 5.3. *Let $P_{f,2}(\pi)$ be the probability of π under the fixed order algorithm $\mathbf{B}_{f,2}$, where π is uniformly random with respect to $u = 1/D_{n,2}$ on distance-2 permutations $\pi \in \mathcal{D}_{n,2}$. Put $T_{f,2}(\pi) = P_{f,2}(\pi)^{-1}$. As $n \rightarrow \infty$,*

$$\frac{\log T_{f,2}(\pi) - \mu_{f,2}n}{\sigma_{f,2}\sqrt{n}} \xrightarrow{d} N(0, 1)$$

where $\mu_{f,2} \approx 0.9053$ and $\sigma_{f,2}^2 \approx 0.1147$.

Combining this result with Theorem 2.1, we obtain the following estimates. Algorithm $\mathbf{B}_{f,2}$ outperforms n^7 until about $n = 617$.

Proof. The mean and variance of $\log T_{f,2}(\pi)$ are derived in [8] (by other methods), but for completeness, we present a concise derivation of these. As in the proofs in Section 3, put $x_n = D_{n,2}\mathbb{E}[T_{f,2}(\pi)^t]$ and $X(z, t) = \sum_{n=0}^{\infty} x_n z^n$. Recall that $D'_{n,2}$ is the number of $\pi \in \mathcal{D}_{n,2}$ with $\pi(1) = 2$. Similarly, let $D''_{n,2}$ be the number of $\pi \in \mathcal{D}_{n,2}$ with $\pi(1) = 3$. Define x'_n, X' and x''_n, X'' as for x_n, X .

n	200	300	400	500
$N_{f,2}^*$	2.85×10^7	2.74×10^{10}	2.23×10^{13}	1.63×10^{16}
n_7	1.28×10^{16}	2.19×10^{17}	1.64×10^{18}	7.81×10^{18}
$D_{n,2}$	1.82×10^{73}	1.15×10^{110}	7.26×10^{146}	4.59×10^{183}

Table 4: Estimates for required sample $N_{f,2}^*$ size given by the Kullback–Leibler (2.2) criterion for the fixed order algorithm $\mathbf{B}_{f,2}$ on distance-2 matchings $\mathcal{D}_{n,2}$.

Observe that, for $n \geq 3$,

$$x_n = 3^t(x_{n-1} + x'_n + x''_n)$$

since in the first step of $\mathbf{B}_{f,2}$, we set $\pi(1)$ equal to one of 1, 2, 3 uniformly at random. Likewise, for $n \geq 4$, it is easy to see that

$$x'_n = 3^t(x_{n-2} + x_{n-3} + x'_{n-2}), \quad x''_n = 3^t(x'_{n-1} + x_{n-3} + x_{n-4}).$$

Hence

$$\begin{aligned} X - 1 - z - 2^{t+1}z^2 &= 3^t[z(X - 1 - z) + (X' - z^2) + X''] \\ X' - z^2 - 2^{t+1}z^3 &= 3^t[z^2(X - 1 - z) + z^3(X - 1) + z^2X'] \\ X'' - 2^{t+1}z^3 &= 3^t[z(X' - z^2) + z^3(X - 1) + z^4X]. \end{aligned}$$

Solving, we obtain $X(z, t) = U(z, t)/V(z, t)$, where

$$\begin{aligned} U(z, t) &= 1 - (3^t - 1)z + [2^{t+1} - (2 + 3^t)3^t]z^2 \\ &\quad + 3^t[2^{t+2} - 1 - (2 + 3^t)3^t]z^3 + 2(2^t - 3^t)3^t(3^t - 1)z^4 - 2(2^t - 3^t)3^{2t}z^5 \end{aligned}$$

and

$$V(z, t) = 1 - 3^tz - 3^t(1 + 3^t)z^2 - 3^{2t}(1 + 3^t)(1 + z)z^3 + 3^{3t}(1 + z)z^5.$$

Using this generating function and the asymptotics (5.1), precise asymptotics for the mean and variance of $\log T_{f,2}(\pi)$ can be obtained, arguing as in the proof of Lemma 3.3. We report only the numerical approximations

$$\mathbb{E}_u \log T_{f,2}(\pi) = 0.9053n + O(1), \quad \text{Var}_u \log T_{f,2}(\pi) = 0.1147n + O(1). \quad (5.2)$$

Next, we apply Lemma 3.1 to obtain a central limit theorem for $\log T_{f,2}(\pi)$. As in the proofs of Theorems 3.4 and 4.2, we consider a modified algorithm

$\mathcal{B}_{f,2}^\varepsilon$ and instead prove a central limit theorem for $\log T_{f,2}^\varepsilon(\pi)$. Moreover, as in these proofs, we consider the matching of $k_n = \lfloor n/2 \rfloor$ and try to split the problem of determining π into two independent problems “above and below” k_n . However, due to the potential for long cycles in a $\pi \in \mathcal{D}_{n,2}$, the arguments are slightly more involved.

We call a set of consecutive indices $I \subset [n]$ a *block* in π if all indices in I are matched with indices in I . We view a permutation $\pi \in \mathcal{D}_{n,2}$ as a sequence of *blocks*, beginning with the block containing index 1. As noted above, there are unicyclic $\pi \in \mathcal{D}_{n,2}$, and so possibly $[n]$ is the only block in π . However, for $n > 3$, there are only two ways in which this can occur (see Figure 8):

- $\pi(1) = 2, \pi(2) = 4$ (so necessarily $\pi(3) = 1$); and then $\pi(4) = 6$ (so $\pi(5) = 3$); and then $\pi(6) = 8$ (so $\pi(7) = 5$), etc. until finally some $\pi(2i) = 2i - 1$.
- $\pi(1) = 3, \pi(2) = 1$; and then the above pattern is repeated (but offset by one index) starting with $\pi(3) = 5$ (so $\pi(4) = 2$), etc.

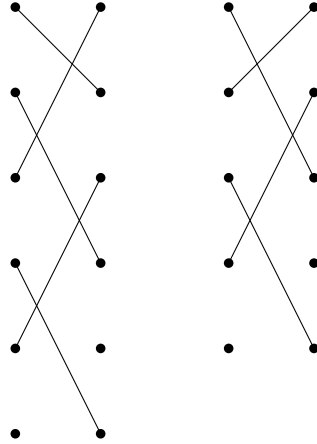


Figure 8: Block-avoiding configurations in distance-2 matchings.

To complete the proof, let $K_n = \{x_n, \dots, y_n\}$ be the block containing k_n in a $\pi \sim u$. As noted already, K_n can be large in general, and even possibly $K_n = [n]$. The key to applying Lemma 3.1, however, is to note that since $\pi \sim u$, K_n is very unlikely to be large. Indeed, since for $n > 3$ there are only two block-avoiding patterns, it is easy to see that

$$\mathbb{P}_u(|K_n| = \ell) \leq O(\ell \gamma_2^{-\ell}) \quad (5.3)$$

where γ_2 is as in (5.1). Thus, setting $Y_n = \log T_{f,2}^\varepsilon(\pi)$, we have

$$Y_n \stackrel{d}{=} Y_{x_n-1}^{(1)} + Y_{n-y_n}^{(2)} + b_n,$$

where b_n is the log of the probability that, given all indices in $[x_n - 1]$ are matched correctly, $B_{f,2}^\varepsilon$ correctly matches those in K_n . By (5.3) the conditions of Lemma 3.1 are clearly satisfied, giving the result. \blacksquare

5.1.1 Almost perfect algorithm $B_{f,2}^*$

Let us briefly explain how to modify algorithm $B_{f,2}$ to obtain an “almost perfect” version $B_{f,2}^*$. It is easiest to describe such an algorithm which in some steps determines the matching of more than one index. As in $B_{f,2}$, indices are matched in order $1, 2, \dots, n$. If $i > n - 4$, then we set $\pi(i)$ equal to one of the permissible options uniformly at random. If, on the other hand, $i \leq n - 4$, then we consider two cases. Recall γ_2 and γ'_2 in (5.1).

1. If all indices in $[i]$ have been matched with indices in $[i]$, then algorithm $B_{f,2}^*$ sets
 - $\pi(i+1) = i+1$ with probability $1/\gamma_2$
 - $\pi(i+1) = i+2$ with probability γ'_2
 - $\pi(i+1, i+2) = i+3, i+1$ with probability γ'_2/γ_2
 - $\pi(i+1, i+2, i+3) = i+3, i+2, i+3$ with probability $1/\gamma_2^3$
 - $\pi(i+1, i+2, i+3, i+4) = i+3, i+4, i+1, i+2$ with probability $1/\gamma_2^4$.
2. On the other hand, if all indices in $[i]$ have been matched with indices in $[i+1] - \{i\}$, then algorithm $B_{f,2}^*$ sets
 - $\pi(i+1) = i$ with probability $1/\gamma'_2\gamma_2^2$
 - $\pi(i+1, i+2) = i+2, i$ with probability $1/\gamma'_2\gamma_2^3$
 - $\pi(i+1, i+2) = i+3, i$ with probability $1/\gamma_2^2$.

The reason for the choices in (1) is that $1/\gamma_2$, γ'_2 , γ'_2/γ_2 , $1/\gamma_2^3$ and $1/\gamma_2^4$ are the asymptotic proportions of matchings in $\mathcal{D}_{n,2}$ with $\pi(1) = 1$, $\pi(1) = 2$, $\pi(12) = 31$, $\pi(123) = 321$ and $\pi(1234) = 3412$. The probabilities in (2) are chosen similarly, considering the asymptotic proportions of matchings in $\mathcal{D}'_{n,2}$ with $\pi(2) = 1$, $\pi(23) = 31$ and $\pi(23) = 41$.

Defining x_n, X and x'_n, X' as in previous proofs, in this case we obtain $x_0 = x_1 = 1$, $x_2 = 2^{t+1}$, $x'_0 = x'_1 = 0$, $x'_2 = 1$ and $x'_3 = 2^{t+1}$, and for $n \geq 4$,

$$\begin{aligned} x_n &= \gamma_2^t x_{n-1} + (1/\gamma_2')^t x'_n + (\gamma_2/\gamma_2')^t x'_{n-1} + \gamma_2^{3t} x_{n-3} + \gamma_2^{4t} x_{n-4} \\ x'_n &= (\gamma_2'\gamma_2^2)^t x_{n-2} + (\gamma_2'\gamma_2^3)^t x_{n-3} + \gamma_2^{2t} x'_{n-2}. \end{aligned}$$

Therefore

$$\begin{aligned} X - 1 - z - 2^{t+1}z^2 - 2^{t+1}3^{t+1}z^3 \\ = \gamma_2^t z(X - 1 - z - 2^{t+1}z^2) + (1/\gamma_2')^t (X' - z^2 - 2^{t+1}z^3) \\ + (\gamma_2/\gamma_2')^t z(X' - z^2) + \gamma_2^{3t} z^3 (X - 1) + \gamma_2^{4t} z^4 X \end{aligned}$$

and

$$X' - z^2 - 2^{t+1}z^3 = (\gamma_2' \gamma_2^2)^t z^2 (X - 1 - z) + (\gamma_2' \gamma_2^3)^t z^3 (X - 1) + \gamma_2^{2t} z^2 X'.$$

Hence $X(z, t) = U(z, t)/V(z, t)$, where

$$\begin{aligned} U(z, t) = 1 + (1 - \gamma_2^t)z \\ + (2^{t+1} - \gamma_2^t - 2\gamma_2^{2t})z^2 + (6^{t+1} - 2(2\gamma_2)^t - 2\gamma_2^{2t} - 2\gamma_2^{3t})z^3 \\ + \gamma_2^t (2(2/\gamma_2')^t + (\gamma_2/\gamma_2')^t - 2(2\gamma_2)^t - \gamma_2^{3t})z^4 \\ + \gamma_2^{2t} (-6^{t+1} + 2(2/\gamma_2')^t + 2(2\gamma_2)^t + (\gamma_2/\gamma_2')^t + \gamma_2^{3t})z^5 \end{aligned}$$

and

$$V(z, t) = 1 - \gamma_2^t z - 2\gamma_2^{2t} z^2 - 2\gamma_2^{3t} z^3 - 2\gamma_2^{4t} z^4 + \gamma_2^{5t} z^5 + \gamma_2^{6t} z^6.$$

Using this generating function, it can be shown that

$$\mathbb{E}_u \log T(\pi)/n \rightarrow \log \gamma_2, \quad \text{Var}_u \log T(\pi) = O(1).$$

Hence, by Theorem 2.1, $N^*(n) = O(1)$ samples are sufficient to well-approximate $\mathcal{D}_{n,2}$ by this algorithm.

A Technical results

A.1 Mean and variance for A_f

In this section we establish (3.10) giving the asymptotics for the mean and variance of $\log T_f(\pi)$ under the uniform distribution $u = 1/F_{n,1}$.

Lemma A.1. *As $n \rightarrow \infty$,*

$$\mathbb{E}_u \log T_f(\pi) \sim \mu_f n + \frac{2(1 - \sqrt{5})}{5} \log 2$$

and

$$\text{Var}_u \log T_f(\pi) \sim \sigma_f^2 n + \frac{11\sqrt{5} - 27}{25} \log^2 2,$$

where

$$\mu_f = \frac{1}{2} \left(1 + \frac{1}{\sqrt{5}}\right) \log 2, \quad \sigma_f^2 = \frac{1}{5\sqrt{5}} \log^2 2.$$

Proof. As in the proof of Lemma 3.3, let $x_n = F_{n,1} \mathbb{E}_u[T_f(\pi)^t]$. Let $X(z, t)$ be the associated generating function, and note that

$$\mathbb{E}_u[(\log T_f(\pi))^k] = \frac{1}{F_{n,1}} [z^n] \frac{\partial^k}{\partial t^k} X(z, 0).$$

Clearly, $x_0 = x_1 = 1$. For $n \geq 2$, note that $\mathbb{P}_u(\pi(1) = 1) = F_{n-1,1}/F_{n,1}$ and $\mathbb{P}_u(\pi(1) = 2) = F_{n-2,1}/F_{n,1}$, and in either case A_f correctly matches 1 with $\pi(1)$ with probability $1/2$. Therefore, for $n \geq 2$, we have that

$$x_n = 2^t(x_{n-1} + x_{n-2}).$$

Summing over $n \geq 2$, it follows that

$$X - 1 - z = 2^t[z(X - 1) + z^2 X]$$

and so, as stated in (3.9),

$$X(z, t) = \frac{1 + (1 - 2^t)z}{1 - 2^t z(1 + z)}.$$

Therefore

$$(1 - z - z^2)^2 \frac{\partial}{\partial t} X(z, t) = z^2(2 + z) \log 2$$

and

$$(1 - z - z^2)^3 \frac{\partial^2}{\partial t^2} X(z, t) = z^2(2 + z)(1 + z + z^2) \log^2 2.$$

Hence the lemma follows, arguing as in the proof of Lemma 3.3, using the asymptotics (3.7) and (3.8). Indeed, let A_n and B_n denote the right hand sides of (3.7) and (3.8). By the above arguments, we find that

$$\mathbb{E}_u \log T_f(\pi) \sim \left[\frac{A_{n-3}}{\varphi^3} + 2 \frac{A_{n-2}}{\varphi^2} \right] \log 2 = \mu_f n + \frac{2(1 - \sqrt{5})}{5} \log 2$$

and

$$\begin{aligned} \mathbb{E}_u[(\log T_f(\pi))^2] &\sim \left[\frac{B_{n-5}}{\varphi^5} + 3 \frac{B_{n-4}}{\varphi^4} + 3 \frac{B_{n-3}}{\varphi^3} + 2 \frac{B_{n-2}}{\varphi^2} \right] \log^2 2 \\ &= (\mu_f n)^2 - \frac{1}{25} [7\sqrt{5}n + 3(\sqrt{5} - 1)] \log^2 2. \end{aligned}$$

Hence

$$\text{Var}_u \log T_f(\pi) \sim \sigma_f^2 + \frac{11\sqrt{5} - 27}{25} \log^2 2$$

completing the proof. ■

References

- [1] R. B. Bapat, *Permanents in probability and statistics*, Linear Algebra Appl. **127** (1990), 3–25. MR 1048791
- [2] A. D. Barbour, L. Holst, and S. Janson, *Poisson approximation*, Oxford Studies in Probability, vol. 2, The Clarendon Press, Oxford University Press, New York, 1992, Oxford Science Publications. MR 1163825
- [3] A. Barvinok, *Combinatorics and complexity of partition functions*, Algorithms and Combinatorics, vol. 30, Springer, Cham, 2016. MR 3558532
- [4] J. Blitzstein and P. Diaconis, *A sequential importance sampling algorithm for generating random graphs with prescribed degrees*, Internet Math. **6** (2010), no. 4, 489–522. MR 2809836
- [5] L. M. Brègman, *Certain properties of nonnegative matrices and their permanents*, Dokl. Akad. Nauk SSSR **211** (1973), 27–30. MR 0327788
- [6] S. Chatterjee and P. Diaconis, *The sample size required in importance sampling*, Ann. Appl. Probab. **28** (2018), no. 2, 1099–1135. MR 3784496
- [7] Y. Chen, P. Diaconis, S. P. Holmes, and J. S. Liu, *Sequential Monte Carlo methods for statistical analysis of tables*, J. Amer. Statist. Assoc. **100** (2005), no. 469, 109–120. MR 2156822
- [8] F. Chung, P. Diaconis, and R. Graham, *Permanental generating functions and sequential importance sampling*, Adv. in Appl. Math. (2019), <https://doi.org/10.1016/j.aam.2019.05.004>.
- [9] F. R. K. Chung, P. Diaconis, R. L. Graham, and C. L. Mallows, *On the permanents of complements of the direct sum of identity matrices*, Adv. in Appl. Math. **2** (1981), no. 2, 121–137. MR 618698
- [10] P.-T. de Boer, D. P. Kroese, S. Mannor, and R. Y. Rubinstein, *A tutorial on the cross-entropy method*, Ann. Oper. Res. **134** (2005), 19–67. MR 2136658
- [11] P. Diaconis, *Sequential importance sampling for estimating the number of perfect matchings in bipartite graphs: An ongoing conversation with Laci*, preprint available at <https://statweb.stanford.edu/~cgates/PERSI/papers.html>.

- [12] P. Diaconis and R. Graham, *The analysis of sequential experiments with feedback to subjects*, Ann. Statist. **9** (1981), no. 1, 3–23. MR 600529
- [13] P. Diaconis, R. Graham, and S. P. Holmes, *Statistical problems involving permutations with restricted positions*, State of the art in probability and statistics (Leiden, 1999), IMS Lecture Notes Monogr. Ser., vol. 36, Inst. Math. Statist., Beachwood, OH, 2001, pp. 195–222. MR 1836562
- [14] M. Dyer, M. Jerrum, and H. Müller, *On the switch Markov chain for perfect matchings*, Proceedings of the Twenty-Seventh Annual ACM-SIAM Symposium on Discrete Algorithms, ACM, New York, 2016, pp. 1972–1983. MR 3478514
- [15] B. Efron and V. Petrosian, *A simple test of independence for truncated data with applications to red shift surveys*, Astrophysical Journal **399** (1992), 345–352.
- [16] P. Flajolet and R. Sedgewick, *Analytic combinatorics*, Cambridge University Press, Cambridge, 2009. MR 2483235
- [17] H.-K. Hwang and R. Neininger, *Phase change of limit laws in the quicksort recurrence under varying toll functions*, SIAM J. Comput. **31** (2002), no. 6, 1687–1722. MR 1954876
- [18] M. Jerrum, A. Sinclair, and E. Vigoda, *A polynomial-time approximation algorithm for the permanent of a matrix with nonnegative entries*, J. ACM **51** (2004), no. 4, 671–697. MR 2147852
- [19] D. Knuth, private communication.
- [20] J. S. Liu, *Monte Carlo strategies in scientific computing*, Springer Series in Statistics, Springer, New York, 2008. MR 2401592
- [21] L. Lovász and M. D. Plummer, *Matching theory*, North-Holland Mathematics Studies, vol. 121, North-Holland Publishing Co., Amsterdam; North-Holland Publishing Co., Amsterdam, 1986, Annals of Discrete Mathematics, 29. MR 859549
- [22] P. R. Milgrom and J. Roberts, *Economics, organization, and management*, Prentice Hall, 1992.
- [23] R. Neininger, private communication.
- [24] ———, *Refined Quicksort asymptotics*, Random Structures Algorithms **46** (2015), no. 2, 346–361. MR 3302901

- [25] R. Neininger and L. Rüschendorf, *A general limit theorem for recursive algorithms and combinatorial structures*, Ann. Appl. Probab. **14** (2004), no. 1, 378–418. MR 2023025
- [26] B. Pittel, *Normal convergence problem? Two moments and a recurrence may be the clues*, Ann. Appl. Probab. **9** (1999), no. 4, 1260–1302. MR 1728562
- [27] S. Plouffe, *Approximations de séries génératrices et quelques conjectures*, Ph.D. thesis, Université du Québec à Montréal, 1992.
- [28] A. Tsao, Ph.D. thesis, Stanford University, in progress.
- [29] L. G. Valiant, *The complexity of computing the permanent*, Theoret. Comput. Sci. **8** (1979), no. 2, 189–201. MR 526203