

Multi-object Tracking in Unknown Detection Probability with the PMBM Filter

Guchong Li

Abstract—This paper focuses on the joint multi-object tracking (MOT) and the estimate of detection probability with Poisson multi-Bernoulli mixture (PMBM) filter. In a majority of multi-object scenarios, the knowledge of detection probability is usually uncertain, which is often estimated offline from the training data. In such cases, online filtering is not allowed, otherwise, significant parameter mismatch will result in biased estimates. Hence, the ability of adaptively estimating the detection probability is essential in practice. In this paper, we detail how the detection probability can be estimated accompanied with the state estimates. Besides, closed-form solutions to the proposed method are derived by approximating the intensity of Poisson RFS to a Beta-Gaussian mixtures form and density of Bernoulli RFS to a single Beta Gaussian form. Simulation results show the effectiveness of the proposed method.

Index Terms—Detection probability, Poisson multi-Bernoulli mixture, Beta, Gaussian mixture.

I. INTRODUCTION

Multi-object tracking (MOT) has been an increasingly hot topic both in military and civilian areas in the last few years. The aim of the MOT is to jointly estimate the state and cardinality of object synchronously from the monitored scenario. So far, MOT has been widely adopted in many fields, such as environmental monitoring, battlefield surveillance and distributed sensor network [1]–[5].

The random finite set (RFS) approach [6], [7] is an MOT method with a high degree of attention recently, which can effectively solve the association problem between the objects and measurements. In the last few years, some filters based on the RFS theory are developed mainly including unlabeled and labeled filters. The unlabeled RFS-based filters mainly consist of probability hypothesis density (PHD) [6], Cardinality-PHD (CPHD) [8], multi-Bernoulli (MB) [9], [10] and the recently developed Poisson MB mixture (PMBM) [11], [12] filters while the labeled RFS-based filters include labeled MB (LMB) [13], generalized LMB (GLMB) [14], [15] and marginalized δ -GLMB (M δ -GLMB) [16] filters. Moreover, Gaussian mixture (GM) [17] and sequential Monte Carlo (SMC) [18], [19] are the main implementation tools for these filters.

Comparing to the other unlabeled RFS-based filters (PHD, CPHD, and MB), a unique and important characteristic of the PMBM filter [11], [12] is the conjugacy property like the GLMB filter [14], which means that the posterior distribution has the same functional form as the prior. The reason why conjugacy property is important is that it allows the posterior

to be written in terms of some single-object predictions and updates, which provide a convenient computation method compared with the multi-object predictions and updates. Moreover, the PMBM filter also shows advantages at low detection probability [11], [12], [20], [21]. As a result, the PMBM filter has been increasingly adopted in many applications [22]–[24].

In the actual MOT environment, there is a significant source of certainly, detection model, in addition to the dynamic model whereas the detection model is usually assumed to be known in most algorithms. Significant mismatch in detection model often causes erroneous estimates of state and cardinality of objects. In order to make the filters more adaptable to the environment, Mahler et al. have proposed a new CPHD filter with unknown detection probability [25] in which object state is augmented with a parameter of detection model and the augmented state model is propagated and estimated as CPHD recursion. The application of the proposed CPHD filter in [25] has been applied to track cell microscopy data with unknown background parameters [26]. Afterwards, a similar strategy is applied to the MB filter [27] and GLMB filter [28]. Both of them show the effectiveness of the strategy. Moreover, some other method by exploiting the Inverse Gamma Gaussian mixture (IGGM) distribution to implement the PHD/CPHD filters is also proposed in [29]. To the best of our knowledge, the research on the PMBM filter with unknown detection probability hasn't been realized yet.

Considering the attractive characteristics of the PMBM filter such as conjugacy property and low detection tolerance, we propose a PMBM filter with unknown detection probability which can jointly estimate the state of object and detection probability. The main contributions of the paper are described as follows: For the problem of unknown detection probability, we propose an effective method immune to the mismatch of detection model, and also provide the analytic implementation based on the Beta-Gaussian mixture form. Two groups of simulation experiments with different detection probabilities are given to verify the effectiveness of the proposed method.

The outline of the rest of the paper is as follows. Section II introduces the background knowledge, and Section III describes the PMBM filter with unknown detection probability and its detailed implementation. Simulation results are provided in Section IV, and the conclusions are drawn in Section V.

II. BACKGROUND

In this section, some notations are introduced. Moreover, the review of the conventional PMBM filter is provided.

G. Li is with the School of Information and Communication Engineering, University of Electronic Science and Technology of China, Chengdu 611731, China (e-mail: guchong.li@hotmail.com).

A. Notation

In this paper, lower case letters (e.g., x and z) denote state and observation of single-object while upper case letters (e.g., X and Z) denote states and observations of multi-object, respectively. Suppose there are N objects and M observations at time k , then the multi-object states and multi-object observations can be represented as¹

$$X = \{x_1, \dots, x_N\} \subset \mathcal{X} \quad (1)$$

$$Z = \{z_1, \dots, z_M\} \subset \mathcal{Z} \quad (2)$$

where \mathcal{X} and \mathcal{Z} denote the state space and measurement space respectively. Each single-object state $x_i = [x_p^i, x_v^i]^\top$ comprises the position x_p^i and velocity x_v^i , where \top denotes the transpose.

B. PMBM RFS

Conditioned on the measurement set Z , the multi-object states RFS X are modeled as the union of independent RFS X^u (undetected objects²) and X^d (potentially detected objects³), respectively. Hence, the posterior density of the PMBM RFS can be denoted by the finite set statistics (FISST) convolution as

$$f(X) = \sum_{Y \cup W = X} f^p(Y) f^{\text{mbm}}(W). \quad (3)$$

$f^p(\cdot)$ is a Poisson density which is given by

$$f(X) = e^\lambda \prod_{i=1}^n \lambda f(x_i) \quad (4)$$

$$= e^{-\int \mu(x) dx} [\mu(\cdot)]^X \quad (5)$$

where $\mu(x) = \lambda f(x)$ is the intensity function and λ the Poisson rate as well as $f(x)$ a probability density function (pdf) of a single object. Moreover, $f^{\text{mbm}}(\cdot)$ is a MBM which is given by

$$f^{\text{mbm}}(X) \propto \sum_{j \in \mathbb{I}} \sum_{X_1 \cup \dots \cup X_n = X} \prod_{i=1}^n \omega_{j,i} f_{j,i}(X_i) \quad (6)$$

and the MBM RFS is the normalized and weighted sum of multi-object densities of MBs, which is parameterized by $\{\omega_{j,i}, \{r_{j,i}, f_{j,i}(x)\}_{i \in \mathbb{I}^j}\}_{j \in \mathbb{I}}$, where \mathbb{I} is the index set of the MBs. Particularly, the MBM RFS degenerates into the MB RFS

$$f^{\text{mb}}(X) \propto \sum_{X_1 \cup \dots \cup X_n = X} \prod_{i=1}^n \omega_{j,i} f_{j,i}(X_i) \quad (7)$$

when $|\mathbb{I}| = 1$.

C. PMBM recursion

The recursive process of the PMBM filter are given.

¹For convenience, the time index is omitted.

²Undetected objects: exists at the current time but have never been detected.

³Potentially detected object: a new measurement may be a new object for the first detection and can also correspond to another previously detected object or clutter. Considering that it may exist or not, we refer to it as potentially detected object.

1) *Prediction Process*: Poisson density $f^p(\cdot)$ and the multi-Bernoulli density $f^{\text{mbm}}(\cdot)$ are predicted separately.

Suppose the posterior of intensity of Poisson density at time $k-1$ is $\mu_{k-1}(x)$, then the predicted intensity at time k is

$$\mu_{k|k-1}(x) = \gamma_k(x) + \int f_{k|k-1}(x|\xi) p_{S,k}(\xi) \mu_{k-1}(\xi) d\xi \quad (8)$$

where $\gamma_k(x)$ is the intensity of birth model at time k and $f_{k|k-1}(x|\xi)$ and $p_{S,k}(\cdot)$ denote the state transition function and survival probability, respectively.

Given the i -th object in j -th global hypothesis at time $k-1$ with $\{\omega_{k-1}^{j,i}, r_{k-1}^{j,i}, p_{k-1}^{j,i}(x)\}$, then the prediction process of MB components is as follows

$$\omega_{k|k-1}^{j,i} = \omega_{k-1}^{j,i} \quad (9)$$

$$r_{k|k-1}^{j,i} = r_{k-1}^{j,i} \int p_{k-1}^{j,i}(\xi) p_{S,k}(\xi) d\xi \quad (10)$$

$$p_{k|k-1}^{j,i}(x) \propto \int f_{k|k-1}(x|\xi) p_{S,k}(\xi) p_{k-1}^{j,i}(\xi) d\xi \quad (11)$$

where $\{\omega_{k|k-1}^{j,i}, r_{k|k-1}^{j,i}, p_{k|k-1}^{j,i}(x)\}$ denote the predicted hypothesis weight, existence probability, and pdf of the i -th Bernoulli component in the j -th global hypothesis, respectively.

2) *Update Process*: The update process mainly consists of four parts: 1) update for undetected objects; 2) update for potential objects detected for the first time; 3) misdetection for previous potentially detected objects; 4) update for previously potentially detected objects using received measurement set.

1) Update for undetected objects:

$$\mu_k(x) = (1 - p_{D,k}(x)) \mu_{k|k-1}(x) \quad (12)$$

where $p_{D,k}(\cdot)$ is the detection probability.

2) Update for potential objects detected for the first time:

$$r_k^P(z) = e_k(z) / \rho_k^P(z) \quad (13)$$

$$p_k^P(x|z) = p_{D,k}(x) g_k(z|x) \mu_{k|k-1}(x) / e_k(z) \quad (14)$$

where

$$\rho_k^P(z) = e_k(z) + c(z)$$

$$e_k(z) = \int g_k(z|\xi) p_{D,k}(\xi) \mu_{k|k-1}(\xi) d\xi.$$

3) Misdetection for previously potentially detected objects:

$$\omega_k^{j,i}(\emptyset) = \omega_{k|k-1}^{j,i} (1 - p_{D,k}(x) r_{k|k-1}^{j,i}) \quad (15)$$

$$r_k^{j,i}(\emptyset) = r_{k|k-1}^{j,i} (1 - p_{D,k}(x)) / (1 - p_{D,k}(x) r_{k|k-1}^{j,i}) \quad (16)$$

$$p_k^{j,i}(\emptyset) = p_{k|k-1}^{j,i}(x). \quad (17)$$

4) Update for previous potentially detected objects using received measurement set:

$$\omega_k^{j,i}(z) = \omega_{k|k-1}^{j,i} r_{k|k-1}^{j,i} \int p_{D,k}(\xi) g_k(z|\xi) p_{k|k-1}^{j,i}(\xi) d\xi \quad (18)$$

$$r_k^{j,i}(z) = 1 \quad (19)$$

$$p_k^{j,i}(x, z) \propto p_{D,k}(x) g_k(z|x) p_{k|k-1}^{j,i}(x). \quad (20)$$

It can be seen that the update process is also separate where the undetected objects are just preserved by multiplying the weight by a misdetection probability shown in (12) of part 1 and the potential targets are updated from three parts (parts 2-4).

Another factor is the generation of global hypothesis. In theory, the global hypothesis should go through all possible data association based on all single-object hypotheses. Because of the bottleneck of computation, *Murty's algorithm* [30] is considered in which a cost matrix is constructed by the calculated weight in (14), (16) and (20). The detailed implementation steps can be referred to [12].

III. PMBM FILTER WITH UNKNOWN DETECTION PROBABILITY

In this section, the joint estimates of states of objects and detection probability are provided. First, the basic construction method is introduced by augmenting the unknown detection probability to state of object. Hereafter, the PMBM recursion for the augmented state model is derived. The analytic implementation is finally given.

A. Augmented state model

Following the approach in [25], a variable $a \in [0, 1]$ is augmented to the state,

$$\hat{x} = (x, a) \quad (21)$$

The integral of the augmented state \hat{x} is adjusted into a double integral,

$$\int f(\hat{x}) d\hat{x} = \int \int_0^1 f(x, a) da dx \quad (22)$$

Meanwhile, the state transition and measurement models are the same as the conventional case, except that we focus on the augmented state model, which are given by

$$\begin{aligned} f_{k|k-1}(\hat{x}|\hat{\zeta}) &= f_{k|k-1}(x, a|\zeta, \alpha) \\ &= f_{k|k-1}(x|\zeta) f_{k|k-1}(a|\alpha) \end{aligned} \quad (23)$$

$$g_k(z|\hat{x}) = g_k(z|x, a) = g_k(z|x) \quad (24)$$

$$p_{S,k}(\hat{x}) = p_{S,k}(x, a) = p_{S,k}(x) \quad (25)$$

$$p_{D,k}(\hat{x}) = p_{D,k}(x, a) = a \quad (26)$$

Furthermore, the birth model with augmented model is denoted as an intensity $\lambda_k^b(x, a)$.

B. Recursion

The derivation of the PMBM filter recursion for the augmented state model featuring the unknown detection probability is straightforward by substituting the augmented state model into the conventional PMBM recursion. Next, the direct consequences of derivation are given by Propositions 1 and 2. The new recursion has the same complexity of the conventional recursion.

Proposition 1. *If at time $k-1$, the intensity of Poisson RFS $\mu_{k-1}(\hat{x})$ and MB RFS with $\{w_{k-1}^{j,i}, r_{k-1}^{j,i}, p_{k-1}^{j,i}(\hat{x})\}$, are given, which denote the undetected objects and potential objects*

respectively, then the predicted intensity of Poisson process and density of MB process can be given by

(a) *Poisson process:*

$$\mu_{k|k-1}(x, a) = \gamma_k(x, a) \quad (27)$$

$$+ \int \int_0^1 f_{k|k-1}(x|\zeta) f_{k|k-1}(a|\alpha) p_{S,k}(\zeta) \mu_{k-1}(\zeta, \alpha) d\alpha d\zeta \quad (28)$$

(b) *Multi-Bernoulli process:*

$$w_{k|k-1}^{j,i} = w_{k-1}^{j,i} \quad (29)$$

$$r_{k|k-1}^{j,i} = r_{k-1}^{j,i} \int \int_0^1 p_{S,k}(\zeta) p_{k-1}^{j,i}(\zeta, \alpha) d\alpha d\zeta \quad (30)$$

$$\begin{aligned} p_{k|k-1}^{j,i}(x, a) \\ \propto \int \int_0^1 p_{S,k}(\zeta) f_{k|k-1}(x|\zeta) f_{k|k-1}(a|\alpha) p_{k-1}^{j,i}(\zeta, \alpha) d\alpha d\zeta \end{aligned} \quad (31)$$

Proposition 2. *If at time k , the predicted PMBM filter with parameters $\{\mu_{k|k-1}(\hat{x}), w_{k|k-1}^{j,i}, r_{k|k-1}^{j,i}, p_{k|k-1}^{j,i}(\hat{x})\}$ are given, then for a given measurement set Z_k , the updated intensity of Poisson process and density of MB process can be given by four parts.*

(a) *Update for undetected objects:*

$$\mu_{k|k}(x, a) = (1 - a) \mu_{k|k-1}(x, a) \quad (32)$$

(b) *Update for potential objects for the first time:*

$$r_k^P(z) = e_k(z) / \rho_k^P(z) \quad (33)$$

$$p_k^P(x, a|z) = a g_k(z|x) \mu_{k|k-1}^{(1)}(x, a) / e_k(z) \quad (34)$$

where

$$\rho_k^P(z) = e_k(z) + c(z) \quad (35)$$

$$e_k(z) = \int \int_0^1 g_k(z|x) \alpha \mu_{k|k-1}(x, \alpha) d\alpha dx \quad (36)$$

(c) *Misdetection for potentially detected objects:*

$$\begin{aligned} w_k^{j,i}(\emptyset) &= w_{k|k-1}^{j,i} \times \\ &(1 - r_{k|k-1}^{j,i} + r_{k|k-1}^{j,i} \int \int_0^1 p_{k|k-1}^{j,i}(x, \alpha) (1 - \alpha) d\alpha dx) \end{aligned} \quad (37)$$

$$\begin{aligned} r_k^{j,i}(\emptyset) \\ = \frac{r_{k|k-1}^{j,i} \int \int_0^1 p_{k|k-1}^{j,i}(x, \alpha) (1 - \alpha) d\alpha dx}{1 - r_{k|k-1}^{j,i} + r_{k|k-1}^{j,i} \int \int_0^1 p_{k|k-1}^{j,i}(x, \alpha) (1 - \alpha) d\alpha dx} \end{aligned} \quad (38)$$

$$p_k^{j,i}(\emptyset, a) = \frac{p_{k|k-1}^{j,i}(x, a) (1 - a)}{\int \int_0^1 p_{k|k-1}^{j,i}(x, \alpha) (1 - \alpha) d\alpha dx} \quad (39)$$

(d) *Update for potentially detected objects using measure-*

ment:

$$w_k^{j,i}(z) = w_{k|k-1}^{j,i} r_{k|k-1}^{j,i} \int \int_0^1 \alpha g_k(z|x) p_{k|k-1}^{j,i}(x, \alpha) d\alpha dx \quad (40)$$

$$r_k^{j,i}(z) = 1 \quad (41)$$

$$p_k^{j,i}(x, a|z) = \frac{ag_k(z|x)p_{k|k-1}^{j,i}(x, a)}{\int \int_0^1 \alpha g_k(z|x)p_{k|k-1}^{j,i}(x, \alpha) d\alpha dx} \quad (42)$$

After all possible new single-object hypotheses are caculated, another an important step is to form the global hypotheses for the next recursion. In order to avoid all possible data hypotheses for each previous global hypothesis, we still adopt the construction strategt based upon the *Murty's algorithm*. Assume there are n_o old tracks in the global hypothesis j and m measurements $\{z_1, \dots, z_M\}$, which indicates that there are M potential detected objects. Then the cost matrix at time k can be formed as follows.

$$C_j = -\ln \begin{bmatrix} \omega_j^{1,1} & \omega_j^{1,2} & \dots & \omega_p^{1,1} & \dots & 0 \\ \vdots & \vdots & \vdots & \vdots & \vdots & \vdots \\ \omega_j^{M,1} & \omega_j^{M,2} & \dots & 0 & \dots & \omega_p^{M,M} \end{bmatrix} \quad (43)$$

where $\omega_p^{m,m}$ ($m \in \{1, \dots, M\}$) denotes the weight of the m -th potential detected object given by (35) and $\omega_j^{m,n}$ is the weight after the m -th measurement updates the n -th old track in the j -th global hypothesis, which is denoted as

$$\omega_j^{m,n} = w_{k|k}^{j,i} \rho_{k|k}^{j,i}(z) / \rho_{k|k}^{j,i}(\emptyset) \quad (44)$$

with $\rho_{k|k}^{j,i}(z)$ given by

$$\rho_{k|k}^{j,i}(z) = r_{k|k}^{j,i} \int p_{D,k}(\xi) g_k(z|\xi) p_{k|k-1}^{j,i}(\xi) d\xi \quad (45)$$

and $\rho_{k|k}^{j,i}(\emptyset)$ given by (37).

C. GM Implementation

In this section, a closed-form implementation for the proposed PMBM recursion with unknown detection probability is derived based on the Beta-Gaussian mixtures. The Gaussian distribution is used to model the state of object same as the conventional PMBM filter while the Beta function is used to model the detection probability. Before the implementation is given, some introductions about the Beta distribution are first provided as follows.

Definition 1. For $0 \leq a \leq 1$, the shape parameters $s > 1$, $t > 1$, are a power function of variable a and of its reflection $(1-a)$ as follows.

$$\beta(a; s, t) = \frac{a^{s-1}(1-a)^{t-1}}{\int_0^1 \alpha^{s-1}(1-\alpha)^{t-1} d\alpha} = \frac{a^{s-1}(1-a)^{t-1}}{B(s, t)} \quad (46)$$

with mean $\mu_\beta = \frac{s}{s+t}$ and covariance $\sigma_\beta^2 = \frac{st}{(s+t)^2(s+t+1)}$, where $B(s, t)$ is the beta function.

For the Beta distribution $\beta(a; s, t)$, some of its properties

are summarized which will be used in the following deriviation.

- 1) $(1-a)\beta(a; s, t) = \frac{B(s, t+1)}{B(s, t)} \beta(a; s, t+1)$
- 2) $a\beta(a; s, t) = \frac{B(s+1, t)}{B(s, t)} \beta(a; s+1, t)$
- 3) $\frac{s}{s+t} = \frac{B(s+1, t)}{B(s, t)}$
- 4) $\frac{t}{s+t} = \frac{B(s, t+1)}{B(s, t)}$
- 5) $\beta(a_+; s_+, t_+) = \int \beta(a; s, t) f_+(a|a) da$ with $s_+ = \left(\frac{\mu_{\beta,+}(1-\mu_{\beta,+})}{\sigma_{\beta,+}^2} \right) \mu_{\beta,+}$, $t_+ = \left(\frac{\mu_{\beta,+}(1-\mu_{\beta,+})}{\sigma_{\beta,+}^2} \right) (1 - \mu_{\beta,+})$, $\sigma_{\beta,+}^2 = k_\beta \sigma_\beta^2$, where $k_\beta \geq 1$

For the considered standard linear Gaussian model, some assumptions are given as follows.

- Each object follows a linear Gaussian dynamical model, i.e.,

$$f_{k|k-1}(x|\zeta) = \mathcal{N}(x; F_{k-1}\zeta, Q_{k-1}) \quad (47)$$

$$g_k(z|x) = \mathcal{N}(z; H_k x, R_k) \quad (48)$$

where F_{k-1} and Q_{k-1} denote the state transition matrix and process noise covariance, and H_k and R_k are the observation matrix and observation noise covariance, respectively.

- The survival probability for each object is state independent, i.e.,

$$p_{S,k}(x) = p_{S,k} \quad (49)$$

- The intensity of newborn model is a Beta-Gaussian mixture of the form

$$\gamma_k(x, a) = \sum_{i=1}^{J_k^\gamma} \eta_{r,k}^i \beta(a; s_{r,k}^i, t_{r,k}^i) \mathcal{N}(x; m_{r,k}^i, P_{r,k}^i) \quad (50)$$

where J_k^γ , $\eta_{r,k}^i$, $s_{r,k}^i$, $t_{r,k}^i$, $m_{r,k}^i$, $P_{r,k}^i$, $i = 1, \dots, J_k^\gamma$ are given model parameters.

Then, the analytic solution to the PMBM filter with unknown detection probability can be represented in Propositions 3 and 4.

Proposition 3. If at time $k-1$, the intensity of Poisson process $\mu_{k-1}(\hat{x})$ is a Beta-Gaussian mixtures form

$$\mu_{k-1}(x, a) = \sum_{i=1}^{J_{k-1}^\mu} \eta_{k-1}^{i,\mu} \beta(a; s_{k-1}^{i,\mu}, t_{k-1}^{i,\mu}) \mathcal{N}(x; m_{k-1}^{i,\mu}, P_{k-1}^{i,\mu}) \quad (51)$$

and the denisty of Bernoulli component is a single Beta-Gaussian form

$$p_{k-1}^{j,i}(x, a) = \beta(a; s_{k-1}^{j,i}, t_{k-1}^{j,i}) \mathcal{N}(x; m_{k-1}^{j,i}, P_{k-1}^{j,i}) \quad (52)$$

then, the predicted intensity of Poisson process and density of MB process are given by

(a) *Intensity of Poisson process:*

$$\begin{aligned} \mu_{k|k-1}(x, a) &= \gamma_k(x, a) \\ &+ \sum_{i=1}^{J_{k-1}^\mu} \eta_{k|k-1}^{i,\mu} \beta(a; s_{k|k-1}^{i,\mu}, t_{k|k-1}^{i,\mu}) \mathcal{N}(x; m_{k|k-1}^{i,\mu}, P_{k|k-1}^{i,\mu}) \end{aligned} \quad (53)$$

with

$$s_{k|k-1}^{i,\mu} = \left(\frac{\mu_{\beta,k|k-1}^{i,\mu} (1 - \mu_{\beta,k|k-1}^{i,\mu})}{[\sigma_{\beta,k|k-1}^{i,\mu}]^2} - 1 \right) \mu_{\beta,k|k-1}^{i,\mu} \quad (54)$$

$$t_{k|k-1}^{i,\mu} = \left(\frac{\mu_{\beta,k|k-1}^{i,\mu} (1 - \mu_{\beta,k|k-1}^{i,\mu})}{[\sigma_{\beta,k|k-1}^{i,\mu}]^2} - 1 \right) \quad (55)$$

$$\times (1 - \mu_{\beta,k|k-1}^{i,\mu}) \quad (56)$$

$$m_{k|k-1}^{i,\mu} = F_{k-1} m_{k-1}^{i,\mu} \quad (57)$$

$$P_{k|k-1}^{i,\mu} = Q_{k-1} + F_{k-1} P_{k-1}^{i,\mu} F_{k-1}^T \quad (58)$$

$$\mu_{\beta,k|k-1}^{i,\mu} = \mu_{\beta,k-1}^{i,\mu} = \frac{s_{k-1}^{i,\mu}}{s_{k-1}^{i,\mu} + t_{k-1}^{i,\mu}} \quad (59)$$

$$[\sigma_{\beta,k|k-1}^{i,\mu}]^2 = k_\beta [\sigma_{\beta,k-1}^{i,\mu}]^2 = \frac{s_{k-1}^{i,\mu} t_{k-1}^{i,\mu}}{(s_{k-1}^{i,\mu} + t_{k-1}^{i,\mu})^2 (s_{k-1}^{i,\mu} + t_{k-1}^{i,\mu} + 1)} \quad (60)$$

(b) *Density of MB process:*

$$w_{k|k-1}^{j,i} = w_{k-1}^{j,i} \quad (61)$$

$$r_{k|k-1}^{j,i} = r_{k-1}^{j,i} p_{S,k} \quad (62)$$

$$p_{k|k-1}^{j,i}(x, a) = \beta(a; s_{k|k-1}^{j,i}, t_{k|k-1}^{j,i}) \mathcal{N}(x; m_{k|k-1}^{j,i}, P_{k|k-1}^{j,i}) \quad (63)$$

with

$$s_{k|k-1}^{j,i} = \left(\frac{\mu_{\beta,k|k-1}^{j,i} (1 - \mu_{\beta,k|k-1}^{j,i})}{[\sigma_{\beta,k|k-1}^{j,i}]^2} - 1 \right) \mu_{\beta,k|k-1}^{j,i} \quad (64)$$

$$t_{k|k-1}^{j,i} = \left(\frac{\mu_{\beta,k|k-1}^{j,i} (1 - \mu_{\beta,k|k-1}^{j,i})}{[\sigma_{\beta,k|k-1}^{j,i}]^2} - 1 \right) \quad (65)$$

$$\times (1 - \mu_{\beta,k|k-1}^{j,i}) \quad (66)$$

$$m_{k|k-1}^{j,i} = F_{k-1} m_{k-1}^{j,i} \quad (67)$$

$$P_{k|k-1}^{j,i} = Q_{k-1} + F_{k-1} P_{k-1}^{j,i} F_{k-1}^T \quad (68)$$

$$\mu_{\beta,k|k-1}^{j,i} = \mu_{\beta,k-1}^{j,i} = \frac{s_{k-1}^{j,i}}{s_{k-1}^{j,i} + t_{k-1}^{j,i}} \quad (69)$$

$$\mu_{\beta,k|k-1}^{j,i} = \mu_{\beta,k-1}^{j,i} = \frac{s_{k-1}^{j,i}}{s_{k-1}^{j,i} + t_{k-1}^{j,i}} \quad (70)$$

$$[\sigma_{\beta,k|k-1}^{j,i}]^2 = k_\beta [\sigma_{\beta,k-1}^{j,i}]^2 = \frac{s_{k-1}^{j,i} t_{k-1}^{j,i}}{(s_{k-1}^{j,i} + t_{k-1}^{j,i})^2 (s_{k-1}^{j,i} + t_{k-1}^{j,i} + 1)} \quad (71)$$

Remark 1. The proof is straightforward by substituting the Beta-Gaussian mixtures form into the prediction equations in Proposition 1. The resultant expressions are also the Beta-Gaussian mixtures form where the intensity of Poisson density is a Beta Gaussian mixtures form and the density of Bernoulli

component is a single Beta Gaussian mixture form. The prediction of Gaussian distribution is the same as the conventional prediction while that of Beta distribution is based on the properties of Beta distribution.

Proposition 4. If at time k , the predicted intensity of Poisson density $\mu_{k|k-1}(x, a)$ is given by

$$\begin{aligned} \mu_{k|k-1}(x, a) &= \sum_{i=1}^{J_{k-1}^\mu} \eta_{k|k-1}^{i,\mu} \beta(a; s_{k|k-1}^{i,\mu}, t_{k|k-1}^{i,\mu}) \mathcal{N}(x; m_{k|k-1}^{i,\mu}, P_{k|k-1}^{i,\mu}) \end{aligned} \quad (72)$$

and the predicted density of Bernoulli component is given by

$$p_{k|k-1}^{j,i}(x, a) = \beta(a; s_{k|k-1}^{j,i}, t_{k|k-1}^{j,i}) \mathcal{N}(x; m_{k|k-1}^{j,i}, P_{k|k-1}^{j,i}). \quad (73)$$

Then, given a measurement set Z_k , the update of Poisson process and multi-Bernoulli process are given by four following parts.

(a) *Update for undetected objects:*

$$\mu_k(x, a) = \sum_{i=1}^{J_k^\mu} \eta_{k|k}^{i,\mu} \beta(a; s_k^{i,\mu}, t_k^{i,\mu}) \mathcal{N}(x; m_k^{i,\mu}, P_k^{i,\mu}) \quad (74)$$

where

$$\begin{aligned} \eta_{k|k}^{i,\mu} &= \eta_{k|k-1}^{i,\mu} \frac{B(s_{k|k-1}^{i,\mu} + 1, t_{k|k-1}^{i,\mu} + 1)}{B(s_{k|k-1}^{i,\mu}, t_{k|k-1}^{i,\mu})} \\ s_{k|k}^{i,\mu} &= s_{k|k-1}^{i,\mu} \\ t_{k|k}^{i,\mu} &= t_{k|k-1}^{i,\mu} + 1 \\ m_{k|k}^{i,\mu} &= m_{k|k-1}^{i,\mu} \\ P_{k|k}^{i,\mu} &= P_{k|k-1}^{i,\mu} \end{aligned}$$

(b) *Update for potential objects for the first time:*

$$r_k^P(z) = e_k(z) / \rho_k^P(z) \quad (75)$$

$$\begin{aligned} p_k^P(x, a|z) &= \frac{1}{e_k(z)} \sum_{i=1}^{J_{k|k-1}^\mu} \eta_{k|k-1}^{i,\mu} \frac{B(s_{k|k-1}^{i,\mu} + 1, t_{k|k-1}^{i,\mu})}{B(s_{k|k-1}^{i,\mu}, t_{k|k-1}^{i,\mu})} \\ &\times \beta(a; s_k^{i,\mu}, t_k^{i,\mu}) q(z) \mathcal{N}(x; m_k^{i,\mu}, P_k^{i,\mu}) \end{aligned} \quad (76)$$

where

$$\rho_k^P(z) = e_k(z) + c(z) \quad (77)$$

$$\begin{aligned} e_k(z) &= \sum_{i=1}^{J_{k|k-1}^\mu} \eta_{k|k-1}^{i,\mu} \frac{s_{k|k-1}^{i,\mu}}{s_{k|k-1}^{i,\mu} + t_{k|k-1}^{i,\mu}} q(z) \\ q(z) &= \mathcal{N}(z; H_k m_{k|k-1}^{i,\mu}, H_k P_{k|k-1}^{i,\mu} H_k^T + R_k) \\ m_{k|k-1}^{i,\mu} &= m_{k|k-1}^{i,\mu} + K(z - H_k m_{k|k-1}^{i,\mu}) \\ P_{k|k-1}^{i,\mu} &= (I - K H_k) P_{k|k-1}^{i,\mu} \end{aligned}$$

$$K = P_{k|k-1}^{i,\mu} H_k^T (H_k P_{k|k-1}^{i,\mu} H_k^T + R_k)^{-1}$$

$$s_k^{i,\mu} = s_{k|k-1}^{i,\mu} + 1$$

$$t_k^{i,\mu} = t_{k|k-1}^{i,\mu}$$

(c) *Misdetction for potentially detected objects:*

$$w_k^{j,i}(\emptyset) = w_{k|k-1}^{j,i} (1 - r_{k|k-1}^{j,i} + r_{k|k-1}^{j,i} \frac{s_{k|k-1}^{j,i}}{s_{k|k-1}^{j,i} + t_{k|k-1}^{j,i}}) \quad (78)$$

$$r_k^{j,i}(\emptyset) = \frac{r_{k|k-1}^{j,i} \frac{s_{k|k-1}^{j,i}}{s_{k|k-1}^{j,i} + t_{k|k-1}^{j,i}}}{1 - r_{k|k-1}^{j,i} + r_{k|k-1}^{j,i} \frac{s_{k|k-1}^{j,i}}{s_{k|k-1}^{j,i} + t_{k|k-1}^{j,i}}} \quad (79)$$

$$p_k^{j,i}(\emptyset, a) = \beta(a; s_{k|k-1}^{j,i}, t_{k|k-1}^{j,i} + 1) \mathcal{N}(x; m_{k|k-1}^{j,i}, P_{k|k-1}^{j,i}) \quad (80)$$

(d) *Update for potentially detected objects using measurement:*

$$w_k^{j,i}(z) = w_{k|k-1}^{j,i} r_{k|k-1}^{j,i} \frac{s_{k|k-1}^{j,i}}{s_{k|k-1}^{j,i} + t_{k|k-1}^{j,i}} q(z) \quad (81)$$

$$r_k^{j,i}(z) = 1 \quad (82)$$

$$p_k^{j,i}(x, a|z) = \beta(a; s_k^{j,i}, t_k^{j,i}) \mathcal{N}(x; m_k^{j,i}, P_k^{j,i}) \quad (83)$$

where

$$\begin{aligned} q(z) &= \mathcal{N}(z; H_k m_{k|k-1}^{j,i}, H_k P_{k|k-1}^{j,i} H_k^T + R_k) \\ m_k^{j,i} &= m_{k|k-1}^{j,i} + K(z - H_k m_{k|k-1}^{j,i}) \\ P_k^{j,i} &= (I - K H_k) P_{k|k-1}^{j,i} \\ K &= P_{k|k-1}^{j,i} H_k^T (H_k P_{k|k-1}^{j,i} H_k^T + R_k)^{-1} \\ s_k^{j,i} &= s_{k|k-1}^{j,i} + 1 \\ t_k^{j,i} &= t_{k|k-1}^{j,i} \end{aligned}$$

In terms of the update for potential objects for the first time, to make the form of the Bernoulli component consistent, we approximate the Beta-Gaussian mixtures to a single Beta-Gaussian form by performing moment matching as follows.

$$p_k^P(x, a|z) = \beta(a; s_k^i, t_k^i) \mathcal{N}(x; m_k^i, P_k^i) \quad (84)$$

Furthermore, after each update is finished, component merging is performed by using the Hellinger distance for the Poisson process, meanwhile, component pruning is performed by a predetermined threshold for both Poisson process and MB process. The detailed approximation technology is introduced in [25].

D. Estimates

In the process of estimates, the global hypothesis of the MBM with highest weight is selected

$$\tilde{j} = \arg \max_j \prod_i w_k^{j,i}$$

Then, those Bernoulli components whose weights are above a pre-set threshold Γ ,

$$\tilde{i} = \{i : r_k^{\tilde{j},i} > \Gamma\}$$

are selected as estimated states of objects, and the estimates for the number of objects are $\tilde{N}_k = \sum_{\tilde{i}} r_k^{\tilde{j},\tilde{i}}$. Moreover, the

estimate of detection probability can be extracted from the mean of Beta distributions of selected Bernoulli components,

$$\tilde{a} = \frac{1}{|\tilde{N}_k|} \sum_{\tilde{i}} \frac{s_k^{\tilde{j},\tilde{i}}}{s_k^{\tilde{j},\tilde{i}} + t_k^{\tilde{j},\tilde{i}}}$$

IV. PERFORMANCE ASSESSMENT

In this section, we test the proposed method and compare it with the CPHD filter [25] in terms of the Optimal SubPattern Assignment (OSPA) error [31] with $c = 100m$ and $p = 1$.

Consider a two-dimensional scenario space $4500m \times 4500m$ in which twelve objects move at the nearly constant velocity (NCV) model in the surveillance area. Each object state consists of 2-dimension position and velocity, i.e., $x = [p_x, p_y, v_x, v_y]^T$ and each measurement polluted by noise is a vector of planar position $z = [z_x, z_y]^T$. Moreover, the parameters of the model are given by

$$F_k = \begin{bmatrix} I_2 & \Delta I_2 \\ 0_2 & I_2 \end{bmatrix}, Q = \sigma_v^2 \begin{bmatrix} \frac{\Delta^4}{4} I_2 & \frac{\Delta^3}{2} I_2 \\ \frac{\Delta^3}{2} I_2 & \Delta^2 I_2 \end{bmatrix}$$

$$H_k = [I_2 \quad 0_2], R_k = \sigma_\varepsilon^2 I_2$$

where I_n and 0_n denote the $n \times n$ identity and zero matrices respectively. $\sigma_v^2 = 5ms^{-2}$ and $\sigma_\varepsilon^2 = 10m$ are the standard deviations of process noise and measurement noise. The sampling rate is $\Delta = 1s$. The probability of survival for each object is $P_{S,k} = 0.90$. In addition, the monitored time is $T = 80s$.

The threshold of component pruning is $T_P = 10^{-5}$ and that of component merging is $T_U = 4m$. Meanwhile, the allowed maximum number of Beta-Gaussian components is $J_{max} = 1000$ and that of cardinality distribution is $N_{max} = 200$ terms. Moreover, the threshold when extracting object state is set to $\Gamma = 0.8$.

The birth model is a Beta-Gaussian mixtures form with twelve Beta-Gaussian components

$$\gamma_k(x, a) = \sum_{i=1}^{12} \eta_b \beta(a; s_b, t_b) \mathcal{N}(x; m_{\gamma,k}^i, P_b) \quad (85)$$

All Beta-Gaussian components share the same probability of existence of $\eta_b = 0.05$ and same parameters of Beta distribution of $s_b = t_b = 1$, but having the different Gaussian densities. All the Gaussian components have the same covariance matrix of $P_b = \text{diag}([40, 40, 40, 40]^T)^2$ but different means, $m_{\gamma,k}^{(1)} = [1000, 2300, 0, 0]^T, m_{\gamma,k}^{(2)} = [3000, 1200, 0, 0]^T, m_{\gamma,k}^{(3)} = [2000, 2000, 0, 0]^T, m_{\gamma,k}^{(4)} = [2000, 3500, 0, 0]^T, m_{\gamma,k}^{(5)} = [800, 3000, 0, 0]^T, m_{\gamma,k}^{(6)} = [2500, 1000, 0, 0]^T, m_{\gamma,k}^{(7)} = [2600, 3000, 0, 0]^T, m_{\gamma,k}^{(8)} = [3800, 2000, 0, 0]^T, m_{\gamma,k}^{(9)} = [3800, 3400, 0, 0]^T, m_{\gamma,k}^{(10)} = [4000, 2500, 0, 0]^T, m_{\gamma,k}^{(11)} = [3900, 1500, 0, 0]^T, m_{\gamma,k}^{(12)} = [1200, 1200, 0, 0]^T$.

Furthermore, clutter is modeled as a Poisson RFS with clutter rate $\lambda_c = 20$, which means there are 20 points per scan. Object-originated measurements are generated according to a constant detection probability $p_{D,k}$, which is unknown in the simulation experiments. The observation region and

trajectories are presented in Fig. 1. Next, two cases with

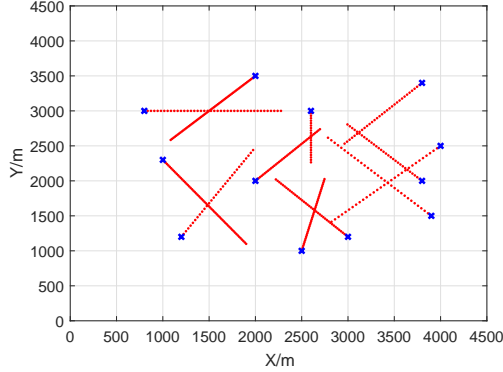


Fig. 1: The observed region containing twelve objects, where “ \times ” denotes the start point of the trajectory.

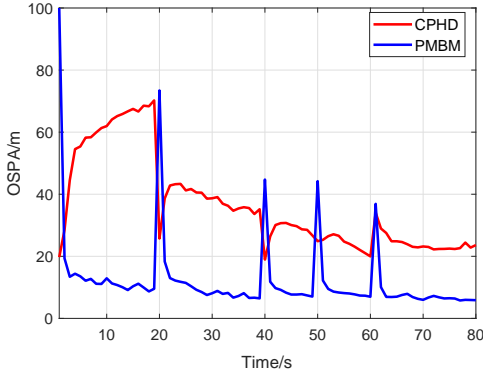


Fig. 2: OSPA comparison between the CPHD and PMBM filters with $p_D = 0.95$.

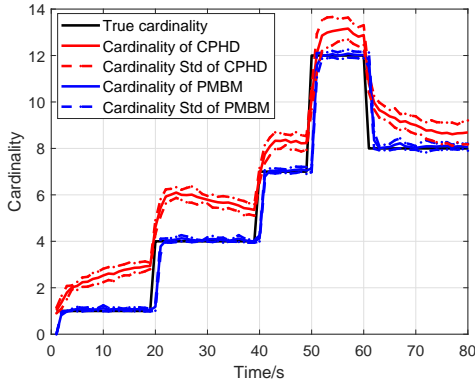


Fig. 3: Cardinality comparison between the CPHD and PMBM filters with $p_D = 0.95$.

different detection probabilities are studied and compared from both OSPA error and cardinality estimate as well as estimate of detection probability. Meanwhile, the comparisons of different measurement noise are also provided in two cases. All of the results are averaged over 100 independent Monte Carlo (MC) runs.

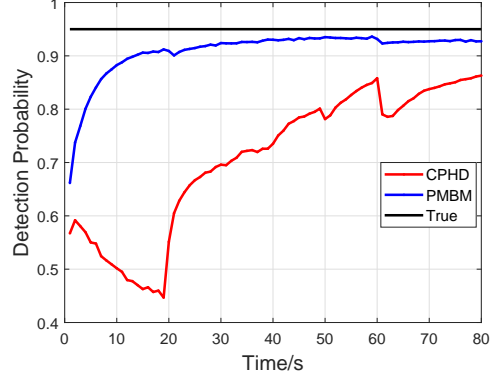


Fig. 4: Comparisons of estimate of detection probability between the CPHD and PMBM filters with $p_D = 0.95$.

A. Case 1: $p_D = 0.95$

In this scenario, the actual but unknown detection probability is set to $p_D = 0.95$. The comparisons of OSPA error and cardinality between the CPHD and PMBM filters are shown in Figs. 2 and 3. Overall, the performance of the PMBM filter is much better than that of the CPHD filter even though the error is a little relatively large when the objects appear (at 20s, 40s and 50s) or disappear (at 60s). Meanwhile, the cardinality of the PMBM filter is almost same as the true number of object and the covariance of cardinality estimate of the PMBM filter is smaller than that of the CPHD filter. Furthermore, the estimate of detection probability is given in Fig. 4. It can be seen that the PMBM filter performs much better than the CPHD filter with a more precise estimate of detection probability, which approaches to the true value.

B. Case 2: $p_D = 0.65$

Different from case 1, the lower detection probability with $p_D = 0.65$ is considered. The comparisons of OSPA error and cardinality are shown in Figs. 5 and 6. It shows that both OSPA error and cardinality of the PMBM filter is still much better than that of the CPHD filter, and the gap between two filters is greater compared with case 1. Besides, the estimate of detection probability is given in Fig. 7. Fig. 7 shows the estimate of the detection probability with the CPHD filter is far worse than the PMBM filter whereas the estimate with the PMBM filter approaches to the true value.

C. Comparison of covariance of measurement noise

Moreover, changing the covariance of measurement noise, we compare the OSPA error for both cases given in Table I. It shows that the OSPA error increases as the covariance of measurement noise increases for both filters in two cases. As expected, the performance of the PMBM filter is always better than that of the CPHD filter under the same parameters.

V. CONCLUSIONS

In this paper, we mainly research the multi-object tracking (MOT) in unknown detection probability with the PMBM

TABLE I: The comparison about OSPA error (m) with different standard deviation of measurement noise in two scenarios, $p_D = 0.95/0.65$.

$\sigma_\varepsilon (P_D = 0.95)$	5	10	15	20	25
CPHD	33.2213	36.1897	38.5943	42.6326	46.3602
PMBM	8.2960	12.2253	15.8404	18.1549	21.8208
$\sigma_\varepsilon (P_D = 0.65)$	5	10	15	20	25
CPHD	59.3663	61.3827	63.2558	65.2753	67.3044
PMBM	26.0035	28.0408	30.4398	38.6835	41.2861

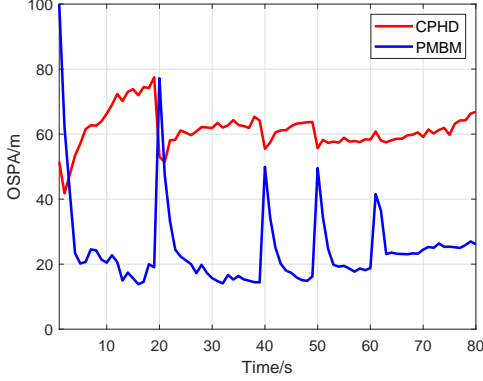


Fig. 5: OSPA comparison between the CPHD and PMBM filters with $p_D = 0.65$.

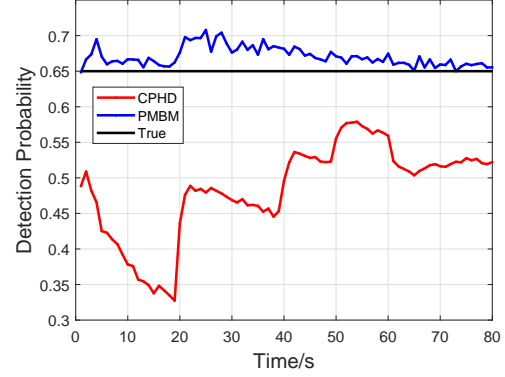


Fig. 7: Comparisons of estimate of detection probability between the CPHD and PMBM filters with $p_D = 0.65$.

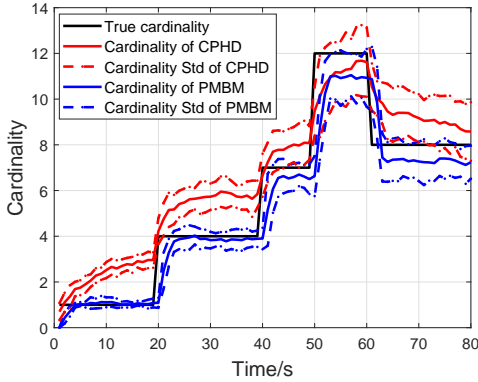


Fig. 6: Cardinality comparison between the CPHD and PMBM filters with $p_D = 0.65$.

filter. We provide the construction strategy by augmenting the state with a parameter of detection probability and the recursive expressions. Moreover, the detailed implementation based on the Beta-Gaussian mixtures is derived. Furthermore, some comparisons, including OSPA error, cardinality and estimate of detection probability, between the CPHD and PMBM filters are also provided. As a result, the proposed PMBM filter with unknown detection probability is a more effective method compared with the CPHD filter.

REFERENCES

- [1] Y. Bar-Shalom, and T. E. Fortmann, *Tracking and Data Association*, San Diego, CA, USA: Academic, 1988.
- [2] S. S. Blackman, and R. Popoli, *Design and Analysis of Modern Tracking Systems*, Norwood, MA, USA: Artech House, 1999.
- [3] Y. Bar-Shalom, X. R. Li, and T. Kirubarajan, *Estimation with applications to Tracking and Navigation*, New York: Wiley, USA, 2001.
- [4] R. Mahler, *Statistical Multisource-Multitarget Information Fusion*, Norwood, MA, USA: Artech House, 2014.
- [5] R. Mahler, *Advances in Statistical Multisource-Multitarget Information Fusion*, Norwood, MA, USA: Artech House, 2014.
- [6] R. Mahler, "Multi-target Bayes filtering via first-order multi-target moments," *IEEE Trans. Aerosp. Electron. Syst.*, vol. 39, no. 4, pp. 1152–1178, Oct. 2003.
- [7] R. Mahler, "A theoretical foundation for the Stein-Winter probability hypothesis density (PHD) multi-target tracking approach," in *Proc. 2002 MSS National Symp. on Sensor and Data Fusion, Vol. 1 (Unclassified)*, San Antonio TX, June. 2000, vol. 99–117.
- [8] R. Mahler, "PHD filters of higher order in target number," *IEEE Trans. Aerosp. Electron. Syst.*, vol. 43, no. 3, pp. 1523–1543, Jul. 2007.
- [9] B. T. Vo, B. N. Vo, and A. Cantoni, "The cardinality balanced multi-target multi-Bernoulli filter and its implementations," *IEEE Trans. Signal Process.*, vol. 57, no. 2, pp. 409–423, Oct. 2009.
- [10] B. T. Vo, B. N. Vo, T. Pham, and D. Suter, "Joint detection and estimation of multiple objects from image observation," *IEEE Trans. Signal Process.*, vol. 58, no. 10, pp. 5129–5141, Oct. 2010.
- [11] J. L. Williams, "Marginal multi-Bernoulli filters: RFS derivation of MHT, JPDA, and association-based Member," *IEEE Trans. Aerosp. Electron. Syst.*, vol. 51, no. 3, pp. 1664–1687, 2016.
- [12] A. F. Garcia-Fernandez, J. L. Williams, K. Granstrom, and L. Svensson, "Poisson multi-Bernoulli mixture filter: direct derivation and implementation," *IEEE Trans. Aerosp. Electron. Syst.*, vol. 54, no. 4, pp. 1883–1901, 2018.
- [13] S. Reuter, B. T. Vo, B. N. Vo, and K. Dietmayer, "The labeled multi-Bernoulli filter," *IEEE Trans. Signal Process.*, vol. 62, no. 12, pp. 3240–3246, May. 2014.
- [14] B. T. Vo, and B. N. Vo, "Labeled random finite sets and multi-object conjugate priors," *IEEE Trans. Signal Process.*, vol. 61, no. 13, pp. 3460–3475, Jul. 2013.
- [15] B. N. Vo, B. T. Vo, and D. Phung, "Labeled random finite sets and the Bayes multi-object tracking filter," *IEEE Trans. Signal Process.*, vol. 62, no. 24, pp. 6554–6567, Oct. 2014.

- [16] C. Fantacci, and F. Papi, "Scalable multi-sensor multi-target tracking using the marginalized δ -GLMB density," *IEEE Signal Process. Lett.*, vol. 23, no. 6, pp. 863–867, Apr. 2016.
- [17] B. N. Vo, and W. K. Ma, "The Gaussian mixture probability hypothesis density filter," *IEEE Trans. Signal Process.*, vol. 54, no. 11, pp. 4091–4104, Oct. 2006.
- [18] B. Vo, S. Singh, and A. Doucet, "Sequential Monte Carlo methods for multitarget filtering with random finite sets," *IEEE Trans. Aerosp. Electron. Syst.*, vol. 41, no. 4, pp. 1224–1245, Oct. 2005.
- [19] H. Sidenbladh, "Multi-target particle filtering for the probability hypothesis density," in *Proc. 6th Int. Conf. Inf. Fusion*, 2003, pp. 800–806.
- [20] Y. Xia, K. Granstrom, L. Svensson, and A. F. Garcia-Fernandez, "Performance evaluation of multi-Bernoulli conjugate priors for multi-target filtering," in *Proc. 19th Int. Conf. Inf. Fusion*, 2017.
- [21] G. Li, "Multiple model Poisson multi-Bernoulli mixture filter for maneuvering targets," arXiv: 1904.03716v1 [cs.SY], April. 2019.
- [22] M. Fatemi, K. Granstrom, L. Svensson, F. J. R. Ruiz, and L. Hammarstrand, "Poisson multi-Bernoulli mapping using Gibbs sampling," *IEEE Trans. Signal Process.*, vol. 65, no. 11, pp. 2814–2827, 2017.
- [23] K. Granstrom, M. Fatemi, and L. Svensson, "Poisson multi-Bernoulli mixture conjugate prior for multiple extended target filtering," *IEEE Trans. Aerosp. Electron. Syst.*, 2019.
- [24] S. Scheidegger, J. Benjaminsson, E. Rosenberg, A. Krishnan, and K. Granstrom, "Mono-camera 3D multi-object tracking using deep learning detections and PMBM filtering," arXiv: 1802.09975v1 [cs.CV], 2018.
- [25] R. Mahler, B. T. Vo, and B. N. Vo, "CPHD filtering with unknown clutter rate and detection profile," *IEEE Trans. Signal Process.*, vol. 59, no. 8, pp. 3497–3513, Aug. 2011.
- [26] S. Rezatofighi, S. Gould, B. T. Vo, B. N. Vo, K. Mele, and R. Hartley, "Multi-target tracking with time-varying clutter rate and detection profile: Application to time-lapse cell microscopy sequences," *IEEE Trans. Med. Imag.*, vol. 34, no. 6
- [27] B. T. Vo, B. N. Vo, R. Hoseinnezhad, and R. Mahler, "Robust multi-bernoulli filtering," *IEEE J. Sel. Topics Signal Process.*, vol. 7, no. 3, pp. 399–409, Jun. 2013.
- [28] Y. G. Punchihewa, B. T. Vo, B. N. Vo, and D. Y. Kim, "Multiple object tracking in unknown backgrounds with labeled random finite sets," *IEEE Trans. Signal Process.*, vol. 66, no. 11, pp. 3040–3055, 2018.
- [29] C. Li, W. Wang, T. Kirubarajan, J. Sun, and P. Lei, "PHD and CPHD filtering with unknown detection probability," *IEEE Trans. Signal Process.*, vol. 66, no. 14, pp. 3784–3798, Jul. 2018.
- [30] K. G. Murty, "An algorithm for ranking all the assignments in order of increasing cost," *Oper. Res.*, vol. 16, no. 3, pp. 682–687, 1968.
- [31] D. Schumacher, B. T. Vo, and B. N. Vo, "A consistent metric for performance evaluation of multi-object filters," *IEEE Trans. Signal Process.*, vol. 56, no. 8, pp. 3447–3457, Jul. 2008.