

Connecting edge-colouring*

Jørgen Bang-Jensen Thomas Bellitto Anders Yeo

Department of Mathematics and Computer Science, University of Southern Denmark,
Odense, Denmark

Abstract

This paper studies the problem of connecting edge-colouring. Given an undirected connected graph, our aim is to colour its edges with as few colours as possible so that there exists a properly coloured walk between every pair of vertices of the graph *i.e.* a walk that does not use consecutively two edges of the same colour. We establish that the problem can be solved in polynomial time in the size of the graph and we provide a characterization of the graphs that can be properly connected with k colours for every possible value of k .

1 Introduction

Let $G = (V, E)$ be an undirected graph. An edge-colouring of G is a function $c : E \mapsto [1, n]$. Several kinds of edge-colourings have been studied but the ones that receive the most attention in the literature are undoubtedly proper edge-colourings: we say that an edge-colouring is proper if and only if two adjacent edges never receive the same colour. The number of colours required for a proper colouring of the edges of a graph is called the chromatic index of the graph and has been studied in many contexts and on many classes of graphs. In 1976, Chen and Daykin have introduced in [CD76] the notion of properly coloured walks: a walk in an edge-coloured graph G is said to be properly coloured if and only if it does not use consecutively two edges of the same colour. If G itself is properly edge-coloured, every walk in G is a properly coloured walk but the definition becomes non-trivial for improperly coloured graphs. Thus, edge-coloured graphs can be seen as a powerful generalization of directed graphs [BG09]: indeed, if D is a directed graph, we can subdivide every arc uv of G by inserting a vertex w_{uv} and we can replace the arc uv by a red edge uw_{uv} and a blue edge $w_{uv}v$. We obtain a 2-edge-coloured bipartite undirected graph with a similar set of possible walks. We refer the reader to [GK09] for a survey on properly coloured cycles and paths.

Edge-coloured graphs are an example of walk-restricted graphs. Indeed, there are many application fields of graph theory that require to investigate or solve optimization problems within sets of walks that are much more restricted than the set of all the possible walks in a graph. This leads to the definition and the study of several models that restrict the walks in a graph. Other

*Research supported by the Danish research council under grant number DFF-7014-00037B.

famous examples of such graphs include forbidden-transition graphs, where only certain pairs of adjacent edges may be used consecutively and anti-directed walks in a directed graphs where the walks have to alternate between forward and backward arcs.

Many concepts of graph theory can be extended to walk-restricted graphs. Walk-restricted graphs can provide insight on structural properties of the underlying unrestricted graph (see for example [BBJK17] where anti-directed walks are used to study 2-detachments), or can be used to model practical situations. For example, forbidden-transition graphs are used to solve routing problems in telecommunication networks [AL09] or in road networks [Bel18] and edge-coloured graphs are used in bio-informatics in [Dor94]. In [Sud16], Sudakov discusses how to measure the robustness of certain graph properties such as Hamiltonicity or connectivity and shows that it can sometimes be done by determining how many restrictions have to be put on the walks in a graph for the graph to lose the property. Also note that a bipartite graph admits a strongly connected orientation if and only if it admits a connecting 2-edge-colouring. Indeed, let $G = (V, E)$ be a bipartite graph and let (V_1, V_2) be a bi-partition of its vertices. The possible walks in an orientation \vec{G} of G are the same as in the edge-coloured graph G_c where the arcs of \vec{G} going from a vertex of V_1 to a vertex of V_2 are replaced by red edges and the others by blue edges. We refer the reader to [BG09] for a more extensive discussion of edge-coloured graphs or other generalizations of graphs and of their applications.

In recent years, several papers have studied the connectivity of walk-restricted graphs. In [BBJK17], Bang-Jensen et al. study antistrong connectivity of digraphs. In [BB18], Bellitto and Bergougnoux look for the smallest number of transitions required to connect every pair of vertices of a graph with compatible walks and prove that the problem is NP-complete. In this paper, we investigate minimal requirements of connectivity for edge-coloured graphs. Given an undirected connected graph, the question we study is to determine how many colours are required to colour its edges in such a way that every two vertices are connected by a properly coloured walk. This condition is thus weaker than the properness of the edge-colouring and can often be achieved with fewer colours. Our main contribution is to provide a polynomial-time algorithm to find an optimal connecting edge-colouring of a graph (Theorem 18).

More formally, in this paper, we define an edge-coloured undirected graph $G_c = (V, E, c)$ as **properly connected** if and only if for every two vertices u and v in V , there exists a properly coloured walk between u and v . In this case, we say that c is a **connecting edge-colouring** of G . For example, the edge-coloured graph depicted in Figure 1 is properly connected. For example, the vertices v_0 and v_2 are connected by the properly coloured walk $(v_0, v_3, v_4, v_5, v_{13}, v_{12}, v_8, v_4, v_3, v_2)$. Note that the vertices of the graph only have to be connected by walks and we can thus repeat vertices or edges. The vertices of the graph of Figure 1 cannot all be connected by properly coloured elementary paths but the graph is still properly connected.

The problem of connecting edge-colouring is defined as follows:

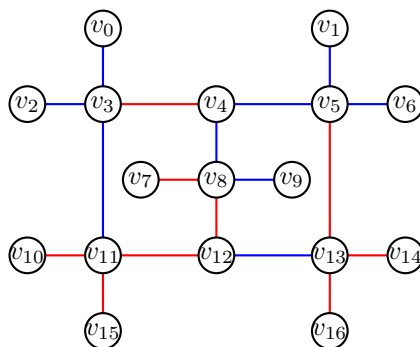


Figure 1: An example of properly connected edge-coloured graph.

Connecting edge-colouring

Input: A connected undirected graph $G = (V, E)$.

Output: The smallest number of colours k such that there exists a colouring function $c : E \mapsto [1, k]$ such that $G_c = (V, E, c)$ is properly connected.

Terminology and definitions

This paper follows the notation of [BG09].

A **walk** of **length** l is a sequence v_0, v_1, \dots, v_l of adjacent vertices where v_0 and v_l are the **end vertices**. If $v_0 = v_l$, we say that the walk is **closed**. A **path**, sometimes referred to as **elementary path** to avoid any ambiguity, is a walk whose vertices are all different and a **cycle** or **elementary cycle** is a closed walk whose vertices are all different except the end vertices.

The **distance** between two sets of vertices S_1 and S_2 is the length of a shortest walk that has an end vertex in S_1 and one in S_2 . This definition allows for example to define the distance between two vertices or between a vertex and an edge or a path.

An **ear-decomposition** of a graph G is an ordered set (C, P_1, \dots, P_k) where

- C is a cycle in G and the P_i are paths;
- C and the P_i partition the edges of the graph;
- for every i , the end vertices of P_i are vertices of C, P_1, \dots, P_{i-1} and its other vertices are not.

It is well known that the 2-edge-connected graphs are exactly those that admit an ear-decomposition. Every cycle in a 2-edge-connected graph can be used as the starting cycle in an ear-decomposition.

2 The cases $k \neq 2$

2.1 Trivial bounds

The number of colours required to connect a graph of n vertices can be anywhere between 1 and $n - 1$. Complete graphs can be properly connected with only one colour while $n - 1$ colours are required to connect a star.

The number of colours required to connect a graph is also bounded by the chromatic index of the graph: indeed, if no two adjacent edges have the same colour, every walk in the graph is properly coloured but this condition is far from necessary. For example, the graphs with highest chromatic indexes are the complete graphs but they are those that require the fewest colours to be connected.

2.2 Trees

The number of colours required to connect a tree is exactly its maximum degree Δ . Indeed, a greedy colouring of the edges of a rooted tree by order of increasing depth provides a proper edge-colouring of the tree using only Δ colours and thereby proves that Δ colours are enough to connect the tree. Conversely, if we colour the edges of the tree with fewer than Δ colours, every vertex u of degree Δ will have two adjacent edges, say uv and uw , with same colour and there are no properly coloured walks between v and w .

2.3 The case $k = 1$

Determining if a graph can be connected with only one colour comes down to determining if the graph is complete and can be done in $O(|V| + |E|)$.

Indeed, if the graph is complete, all the vertices can be connected by a walk of length one and one colour is enough to connect the graph. Otherwise, two non-adjacent vertices u and v require a walk of length at least 2 and the first two edges of the walk must have different colours.

2.4 Complexity of connecting k -edge-colouring with $k \geq 3$

Theorem 1. *Any graph with a cycle can be connected with 3 colours.*

Proof. Let C be an elementary cycle in the graph and let V_C and E_C be the vertices and edges of C . Let χ be a proper edge-colouring of C using at most 3 colours.

We set $G' = G \setminus E_C$. Since G is connected, we know that every connected component C_i of G' contains a vertex v_i of V_C . For every connected component of G' , we know that v_i has two incident edges in E_C . Let $a_i \in \{1, 2, 3\}$ be the colour that is not used by χ to colour any incident edge of v_i in C and let $b_i \neq a_i$ be another colour of $\{1, 2, 3\}$. We extend χ by using colour a_i on every edge of C_i at even distance from v_i in G' and colour b_i on every edge at odd distance. This construction is illustrated in Figure 2.

We claim that the resulting colouring χ connects the graph. Indeed, let u and w be vertices of the graph and let C_i and C_j be their respective components in G' . The vertices u and w can be connected by:

- going from u to v_i using a shortest walk in G'
- using the cycle c to connect v_i and v_j (if $v_i = v_j$, we use the entire cycle and not an empty walk);
- going from v_j to w using a shortest walk in G' . □

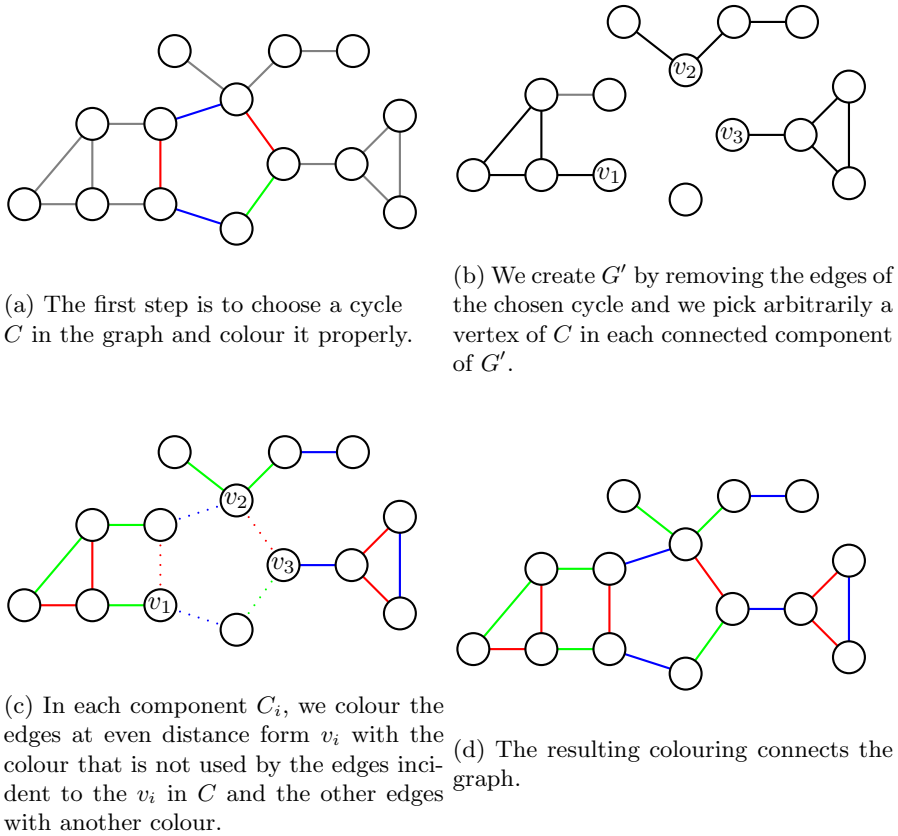


Figure 2: An example of how to construct a connecting 3-edge-colouring of a graph with a cycle.

The complexity of k -colouring for $k \geq 3$ quickly follows.

Corollary 2. *If $k \geq 3$, we can decide in polynomial time if a graph G can be connected with k colours.*

Proof. If the graph is a tree, the question comes down to deciding if the graph has a vertex of degree strictly greater than k , which is easy. Otherwise, the answer is always yes. \square

Hence, the only remaining case is $k = 2$.

3 Connecting 2-edge-colouring

All the colourings we consider in this section are 2-colourings.

3.1 Bipartite graphs

Theorem 3. *A bipartite graph G can be connected with two colours if and only if it can be made 2-edge-connected by adding at most one edge.*

Proof. We prove the two implications separately:

\Rightarrow : Let G be a graph and let us consider the tree $T(G)$ whose vertices are the 2-edge-connected components of G and whose edges are the bridges of G . If $T(G)$ has only one leaf (and thus, only one vertex), this means that G is 2-edge-connected. If $T(G)$ has two leaves, it is a path and one can 2-edge-connect it by adding an edge between the two leaves. Hence, if G is not 2-edge-connected and cannot be made 2-edge-connected by adding only one edge, we know that $T(G)$ has at least three leaves. Let $e_1 = u_1v_1$, $e_2 = u_2v_2$ and $e_3 = u_3v_3$ be bridges connecting three distinct leaves of $T(G)$ to the rest of the tree such that the vertices v_i belong to the leaves.

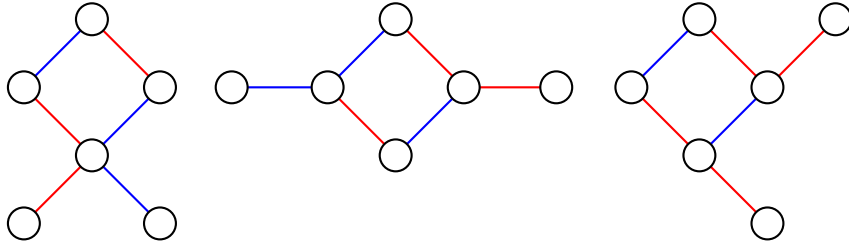
Since G is bipartite, if there is a walk of odd (resp. even) length between u_1 and u_2 , we know that all the walks between u_1 and u_2 are of odd (resp. even) length. In this case, every walk between v_1 and v_2 consists of e_1 , a subwalk of odd (resp. even) length and e_2 , which means that e_1 and e_2 must have the same colour (resp. different colours) in any connecting 2-edge-colouring. By applying this observation to e_1 and e_3 too, we find that if the distance between u_1 and u_2 has the same parity (resp. different parity) as the distance between u_1 and u_3 , e_2 and e_3 must have the same colour (resp. different colours). However, this means that there exists a walk of even (resp. odd) length between u_2 and u_3 (going through u_1), which again means that e_2 and e_3 must have different colours (resp. the same colour) for v_2 to be connected to v_3 , contradicting the above. This is illustrated in Figure 3. Hence, if G cannot be made 2-edge-connected by adding an edge, then G cannot be connected with 2 colours.

\Leftarrow : Assume that there exists an edge e such that $G + e$ is 2-edge-connected (if G is already 2-edge-connected, any edge e can be used in the rest of the proof, even if e is already in G). Let us consider an ear-decomposition C, P_1, P_2, \dots, P_k of $G + e$ such that the cycle C uses the edge e .

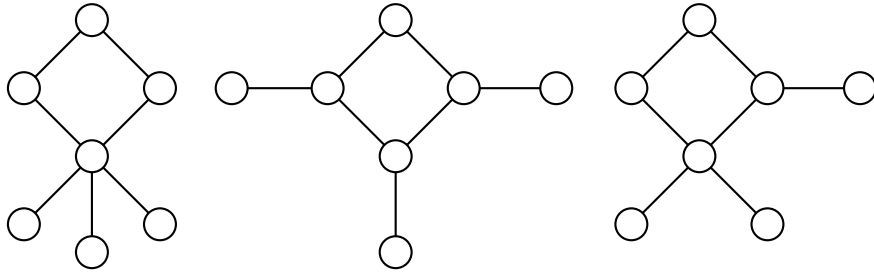
We now build by induction on $i \in [0, k]$ an orientation of $G + e$ such that for every pair of vertices $\{u, v\}$ of $C \cup P_1 \cup \dots \cup P_i$, there exists a directed walk from u to v or from v to u that does not use e .

- We orient the edges of C in such a way that C becomes a directed cycle. Hence, C satisfies the induction hypothesis.
- For $i \in [0, k]$, let a and b be the extremities of P_i such that there exists a directed path from a to b that does not use e . We then orient the edges of P_i as a directed path from b to a . The vertex sets of $C \cup P_1 \cup \dots \cup P_{i-1}$ and P_i both satisfy the induction hypothesis but it remains to prove that their union also does. Let $u \in P_i$ and $v \in C \cup P_1 \cup \dots \cup P_{i-1}$. If there exists a directed walk W from a to v that does not use e , then one can use P_i from u to a and W from a to v . Otherwise, we know that there exists a directed walk from v to a that does not use e . By induction, we know that there also exists one from a to b , and we can use P_i to go from b to u . The induction hypothesis stands.

Let (V_1, V_2) be a bi-partition of the vertices of G . We now replace all the arcs going from a vertex of V_1 to a vertex of V_2 by a red edge and



(a) Three graphs that have three 2-edge-connected components: the induced C_4 and each of the two vertices of degree one. The bridges are therefore the edges connecting the vertices of degree one to the rest of the graph. Two bridges at odd distance must have the same colour and two bridges at even distance must have different colours.



(b) Hence, if the tree induced by the bridges has three leaves, the graph cannot be connected with two colours, as is the case with the three graphs depicted here.

Figure 3

all the arcs going from a vertex of V_2 to a vertex of V_1 by a blue edge. Every directed walk is thus replaced by a properly coloured walk and this 2-edge-colouring connects G . \square

This criteria comes down to checking whether the tree induced by the bridges of the graph is a path, which can be done in linear time via a depth-first search.

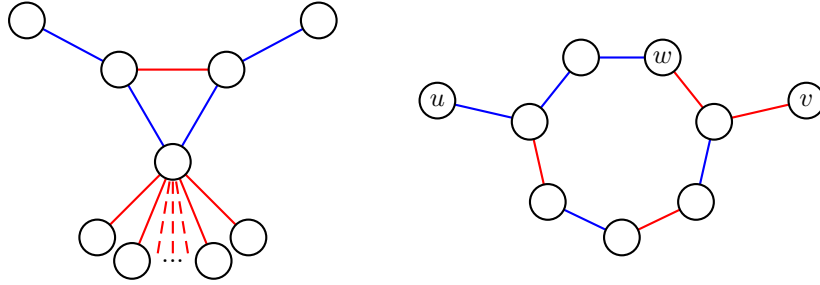
Note that in the case of bipartite graphs, if two vertices that can be connected by properly coloured walks, then they can also be connected by properly coloured paths. However, as illustrated in Figure 1, the presence of odd cycles can allow for much more complicated connecting walks.

As illustrated in Figure 4a, odd cycles can make it possible to connect graphs that are arbitrarily far from being 2-edge-connected. On the other hand, the graph depicted in Figure 4b can be made 2-edge-connected by adding the edge uv and still, no colouring of its edges can make it properly connected. For example, the edge-colouring depicted in Figure 4b does not connect the vertices v and w . Thus, Theorem 3 does not extend to all graphs.

In the next subsections, we study the impact of odd cycles on the connectivity of a graph.

3.2 Stubborn edges and pivots

We define the **stubborn edges** of a graph as the edges that belong to every closed walk of odd length. We denote by \mathcal{S} the set of stubborn edges of a graph.



(a) A properly connected 2-edge-coloured graph with an arbitrary number of leaves. (b) No colouring of the edges can connect this graph.

Figure 4: Counter-examples to the generalization of Theorem 3 to non-bipartite graphs.

Note that one can check whether a given edge e is stubborn in time $O(n + m)$ by checking whether $G - e$ is bipartite. In the case of a bipartite graph, every closed walk is even and every edge is therefore stubborn.

Proposition 4. *Let G be a non-bipartite graph. Then, no stubborn edge can appear exactly once in a closed walk of even length in G .*

Proof. If an edge uv appears exactly once in an even closed walk C , then $C - uv$ is a walk of odd length between u and v that does not use the edge uv . Consider now an odd closed walk in G and replace every occurrence of uv by $C - uv$. The resulting walk is still closed, odd and does not use uv which contradicts the stubbornness of uv . \square

Given a 2-edge-coloured graph, we call a vertex u a **pivot** if and only if there exists an odd properly coloured closed walk C starting and ending in u . Note that C can repeat vertices and edges. Since C is odd and properly coloured, its first and last edges both have the same colour and C cannot be concatenated with itself to yield a new properly coloured walk, unlike in the case of non-edge-coloured graphs.

The following important properties hold.

Proposition 5. *Let G be a connected graph and $uv \in E(G)$. The edge uv is a stubborn edge if and only if there is no 2-edge-colouring of G such that the edge uv can be used in both directions (to go from u to v and to go from v to u) in the same properly coloured walk.*

Proof. \Leftarrow : let G be 2-edge-coloured and let W be a properly coloured walk that uses uv in both directions. Consider two consecutive occurrences of uv in W with different directions. Because the walk has to alternate colours, there must be an odd number of edges between two occurrences of an edge. Because the edge is used in two different directions, the subwalk of W between the two occurrences is closed, must be odd and cannot use uv . Hence, uv is not stubborn.

\Rightarrow : let uv be a non-stubborn edge and let C be an odd closed walk that does not use uv . Let P be a shortest path between $\{u, v\}$ and C . Therefore, P uses

neither the edge uv nor an edge of C . By symmetry, say that u is the endpoint of P in $\{u, v\}$ and let w be its endpoint in C (it may happen that $u = w$ and $v \in C$ but this does not invalidate the rest of the proof). We give colour 1 to the edge uv and we colour alternatively the path P starting at u with colour 2. We then colour alternatively the edges of C starting and ending on w in such a way that the edges adjacent to w in C are coloured 2 if P has even length and 1 if P has odd length. By concatenating vu , P from u to w , C , P from w to u and uv , we form a properly coloured walk that uses uv in both directions. \square

Proposition 6. *A properly coloured odd closed walk C in a 2-edge-coloured graph uses each stubborn edge exactly once.*

Proof. Let C be a properly coloured closed walk. By the definition of stubborn edges, C uses each stubborn edge at least once. It remains to prove that it uses them at most once. Suppose that uv is a stubborn edge that appears at least twice in C . By Proposition 5, uv is used in the same direction each time, say from u to v . Let C' be the subwalk of C starting with the first occurrence of uv and ending just before the second. Hence, C' is properly coloured (since it is a subwalk of C), is closed (starts and ends on u) and uses uv exactly once. By Proposition 4, C' cannot be even. Hence, its first and last edge both have the same colour $c(uv)$. This leads to a contradiction since C uses the last edge of C' and uv consecutively. \square

3.3 \mathcal{S} -free components

Let G be a graph and let $G \setminus \mathcal{S}$ be the graph obtained from G by removing all the stubborn edges. By an **\mathcal{S} -free component** of G , we mean a connected component of $G \setminus \mathcal{S}$. Note that all \mathcal{S} -free components are bipartite.

Proposition 7. *Let $G = (V, E)$ be a connected non-bipartite graph and let \mathcal{K} be an \mathcal{S} -free component of G . Then, either $\mathcal{K} = V(G)$ or there are exactly two edges connecting vertices of \mathcal{K} to vertices of $V \setminus \mathcal{K}$.*

Proof. In this proof, a **\mathcal{K} -bridge** is an edge connecting a vertex of \mathcal{K} to vertex of $V \setminus \mathcal{K}$. Let us first note that all \mathcal{K} -bridges are stubborn, by definition of \mathcal{S} -free components.

Let us assume that $\mathcal{K} \neq V(G)$. Since G is non-bipartite, it contains an elementary odd cycle and every elementary odd cycle has to use all the \mathcal{K} -bridges. Since an odd closed walk can only use a stubborn edge once (by Proposition 6), there must be at least two \mathcal{K} -bridges in the graph. All we have left to prove is that G cannot have strictly more than two \mathcal{K} -bridges.

Let C be an odd closed walk, let $u \notin \mathcal{K}$ be a vertex of C , let $e_1 = v_1u_1$ and $e_2 = u_2v_2$ be the \mathcal{K} -bridges right before and after u in C (with u_1 and $u_2 \notin \mathcal{K}$) and let us assume that there is another \mathcal{K} -bridge e_3 in G . Thus, C defines a walk W_1 from u_1 to u_2 that does not use any bridge. By connectivity of \mathcal{K} in $G \setminus \mathcal{S}$, there exists a walk W_2 from v_1 to v_2 that does not use any bridge either. The concatenation of W_1 , e_1 , W_2 and e_2 defines a closed walk W' that must be even since it does not contain e_3 , but W' uses e_1 exactly once, which contradicts Proposition 4. \square

Proposition 8. *If a graph G has several stubborn edges, none of them can have its two endpoints in the same \mathcal{S} -free component.*

Proof. Let uv be a stubborn edge such that u and v belong to a same \mathcal{S} -free component. Then there exists a walk from u to v that uses no stubborn edge. This walk forms a closed walk with uv that only contains one stubborn edge and can therefore not be odd (since the graph contains several stubborn edges) but cannot be even by Proposition 4, which is a contradiction. \square

Note that a consequence of Proposition 8 is that if G has two stubborn edges or more, $G \setminus \mathcal{S}$ cannot be connected.

Putting everything together, we have the following:

Theorem 9.

- A connected graph with no or only one stubborn edge consists of exactly one \mathcal{S} -free component.
- A connected graph with $k \geq 2$ stubborn edges consists of k \mathcal{S} -free components C_1, \dots, C_k and we can label the stubborn edges e_1, \dots, e_k such that for all i , e_i connects a vertex of C_i to a vertex of $C_{(i+1) \bmod k}$.

A direct consequence of this theorem is that every pair of odd closed walks use all the stubborn edges in the same direction (up to the choice of the orientation of the walk) and in the same order (up to cyclic permutation).

We now prove a lemma that will be useful for the proof of Proposition 11. This lemma studies the number of pairs of consecutive edges of the same colour that a walk uses. For example, if a walk W uses the edges e_1, e_2, e_3, e_4, e_5 and e_6 where e_4 and e_5 are red and the others are blue, then W contains three pairs of consecutive edges of the same colour (e_1e_2 , e_2e_3 and e_4e_5).

Lemma 10. *Let C_1 and C_2 be two odd closed walks in a graph G , let $e_1 = v_1u_1$ and $e_2 = u_2v_2$ be two stubborn edges such that C_1 and C_2 define walks W_1 and W_2 between u_1 and u_2 that do not use e_1 and e_2 . Let c be an arbitrary 2-edge-colouring of G and let n_1 and n_2 be the number of pairs of consecutive edges of same colour in the walks $e_1W_1e_2$ and $e_1W_2e_2$ respectively. Then, n_1 and n_2 have same parity.*

Proof. Let \bar{n}_1 and \bar{n}_2 be the number of pairs of consecutive edges of different colours in $e_1W_1e_2$ and $e_1W_2e_2$. We notice that if e_2 and e_1 have the same colour, then \bar{n}_1 and \bar{n}_2 are even and that if they have different colours, \bar{n}_1 and \bar{n}_2 are odd. Hence, \bar{n}_1 and \bar{n}_2 have same parity.

Also note that W_1 and W_2 form a closed walk that does not contain e_1 and e_2 . By stubbornness of e_1 and e_2 , this closed walk is even, which means that the lengths of W_1 and W_2 have same parity. In other words, $n_1 + \bar{n}_1$ and $n_2 + \bar{n}_2$ have same parity. The lemma follows. \square

Proposition 11. *All the pivots of a 2-edge-coloured graph G are in the same \mathcal{S} -free component.*

Proof. If $G \setminus \mathcal{S}$ is connected, the proposition immediately follows. Let us now assume that $G \setminus \mathcal{S}$ is not connected.

Let C_1 and C_2 be two properly coloured odd closed walks and let p_1 and p_2 respectively be their pivots. We denote by \mathcal{K}_p the \mathcal{S} -free component that contains p_1 .

Let $e_1 = v_1u_1$ and $e_2 = u_2v_2$ with $u_1, u_2 \in \mathcal{K}_p$ be the two edges connecting \mathcal{K}_p to the rest of the graph.

Hence, C_1 defines two walks between u_1 and u_2 . One of them, let us call it W_1 , stays within \mathcal{K}_p and uses no stubborn edge. This walk uses p_1 and we know that the two edges adjacent to p_1 have the same colour. Hence, this walk contains $n_1 = 1$ pair of consecutive edges of the same colour. Similarly, C_2 defines a walk W_2 between u_1 and u_2 that stays within \mathcal{K}_p and uses no stubborn edge. By Lemma 10, the number n_2 of pairs of consecutive edges of the same colour in W_2 is odd. Since C_2 is properly coloured, we find that $n_2 = 1$ and thus, W_2 contains p_2 .

Hence, if a pivot p_1 belongs to an \mathcal{S} -free component \mathcal{K}_p , every other pivot p_2 in the graph belongs to \mathcal{K}_p too. \square

Proposition 12. *Let G be a non-bipartite 2-edge-coloured graph. Then, there exists an \mathcal{S} -free component \mathcal{K} of G such that there is no properly coloured walk between two vertices $u, v \notin \mathcal{K}$ that goes through a vertex of \mathcal{K} .*

Proof. If $G \setminus \mathcal{S}$ is connected, we are done so assume that $G \setminus \mathcal{S}$ is disconnected. Since G is not bipartite, there exists an odd closed walk C in G . Since we only use two colours, we know that C necessarily has an odd number of pairs of consecutive edges of same colour. For each such pair, we look at the \mathcal{S} -free component that contains the vertex between the two adjacent edges of the same colour. We thus know that there exists an \mathcal{S} -free component \mathcal{K} that contains an odd number of occurrences of such vertices of C . Let $e_1 = u_1v_1$ and $e_2 = u_2v_2$ be the edges \mathcal{K} and $V \setminus \mathcal{K}$, with u_1 and $u_2 \in \mathcal{K}$. The walk C defines a walk W_1 in \mathcal{K} from u_1 to u_2 . By the choice of \mathcal{K} , the number n_1 of pairs of consecutive edges of the same colour in $e_1W_1e_2$ is odd.

Suppose that W is a properly coloured walk connecting two vertices u and $v \notin \mathcal{K}$ and going through $w \in \mathcal{K}$. By symmetry, we assume that W uses e_1 to go from u to w , and thus, to enter \mathcal{K} . Since e_1 is stubborn, by Proposition 5, W cannot use e_1 in the opposite direction and must therefore use e_2 to go from w to v . This means that W defines a walk W_2 from u_1 to u_2 such that $e_1W_2e_2$ is properly coloured and therefore does not contain any pair of consecutive edges of the same colour. However, by Lemma 10, the walk $e_1W_2e_2$ must contain an odd number of pair of adjacent edges of the same colour, which is a contradiction. \square

3.4 Connecting graphs with no stubborn edge

This subsection studies the structure of graphs that have no stubborn edge. We prove that such graphs can always be connected with two colours.

Proposition 13. *If a graph contains at least two elementary odd cycles, then it has two elementary odd cycles that either have no edges in common or are such that the edges of their intersection form a non-empty path.*

Proof. If the graph contains two odd cycles that do not share any edge, the proposition immediately holds. Otherwise, let C_1 and C_2 be two distinct elementary odd cycles whose intersection contains at least one edge. Let e be an edge of C_2 that does not belong to C_1 and let us fix an orientation of C_2 . Let u and v be respectively the last vertex of C_1 that C_2 uses before e and the first

vertex of C_1 that C_2 uses after e . Hence, C_2 defines a path P_0 between u and v that uses no edge of C_1 (note that P_0 may be just the edge e). Since C_1 is an odd cycle, it defines two paths P_1 and P_2 of different parity between u and v . One of them together with P_0 form an elementary odd cycle whose intersection with C_1 is a path. \square

Proposition 14. *If a graph G has no stubborn edge, then we can find in polynomial time a set of at most three odd cycles such that no edge belongs to all of them.*

Proof. Since G contains no stubborn edge, we know that it contains at least two elementary odd cycles. If there are two cycles with no common edge, the property immediately holds. Otherwise, the constructive proof of Proposition 13 provides two elementary odd cycles C_1 and C_2 whose intersection is a path $P = v_1 \dots v_k$. Let $e_i = v_i v_{i+1}$ for $1 \leq i \leq k$.

Let C_3 be an elementary odd cycle that does not use e_1 . We know that such a cycle exists because e_1 is not stubborn. If C_3 does not use any edge of P (which is notably the case if $k = 1$), then $C_1 \cap C_2 \cap C_3$ is empty and we are done. Else, let $e_i = v_i v_{i+1}$ be the first edge of P that belongs to C_3 (hence, $2 \leq i \leq k$). If all the edges of C_3 that belong to C_1 or C_2 are in P , this means that C_1 and C_3 are two elementary cycles whose intersection is a path shorter than P . We iterate this process with C_1 and C_3 instead of C_1 and C_2 . Else, let e be the last edge of $C_1 \cup C_2 \setminus P$ that appears in C_3 before C_3 uses e_i . By symmetry, we assume that $e \in C_1$. Thus, e has an endpoint u such that C_3 defines a walk W_3 between u and v_i that uses no edge of C_1 or C_2 . Similarly, C_1 defines two walks W_1 and W_2 of different parity from u to v_i , with $e_1 \in W_1$ and $e_k \in W_2$. One of these walks forms with W_3 an odd cycle C_4 whose intersection with C_2 is a path shorter than P . We can iterate this process with C_2 and C_4 instead of C_1 and C_2 . We know that it eventually ends since P is shorter at each iteration and the process necessarily ends if P has length one. \square

Note that the proof above can be turned into a polynomial time algorithm to build three odd cycles C_1 , C_2 and C_3 such that no edge belong to all three of them. By iterating the above algorithm as long as we can find an odd cycle C_3 that does not use e_1 or e_{k-1} but still shares edges with P , we can ensure that the intersection between C_1 and C_2 is a path P minimal by inclusion *i.e.* such that no two odd cycles intersect in a proper subpath of P .

Theorem 15. *If a connected graph has two edge-disjoint odd cycles, then it can be connected with two colours.*

Proof. Let G be a connected graph and let C_1 and C_2 be two edge-disjoint odd cycles in G . Let P be a path connecting a vertex $u \in C_1$ to a vertex $v \in C_2$ such that no intermediate vertex of P belongs to either C_1 or C_2 .

Note that the shortest path from any vertex of G to $C_1 \cup P \cup C_2$ uses no edge of C_1 , P or C_2 . Furthermore, all the vertices of C_1 can be reached from u by walks that only use edges of C_1 and use therefore no edge of P or C_2 . Similarly, all the vertices of P or C_2 can be reached from u without using any edge from C_1 . Hence, every vertex of the graph can be reached from u either without using any edge of C_1 or without using any edge of P and C_2 .

We denote by V_1 the set of vertices of G that can be reached from u without using the edges of P or C_2 and by V_2 be its complement (those vertices can thus

be reached from u without using the edges of C_1). Consider for example the graph depicted in Figure 5a, let $C_1 = (v_1, v_3, v_4, v_5, v_2, v_1)$, $C_2 = (v_8, v_{11}, v_9, v_8)$ and $P = (v_4, v_8)$. Here, we have $u = v_4$, $V_1 = \{v_1, v_2, v_3, v_4, v_5, v_6\}$ and $V_2 = \{v_7, v_8, v_9, v_{10}, v_{11}, v_{12}\}$.

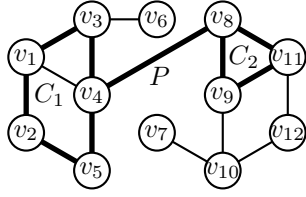
We create the graph H from G by removing all the edges of P and C_2 . We then use colour 1 on all the edges that are at even distance of u_i in H and colour 2 and all the edges at odd distance. We do not colour the edges that cannot be reached from u in H . This first step is illustrated in Figure 5b (where red is colour 1 and blue is colour 2). By doing so, we colour all the edges except those of P and C_2 (that are not in H) and those whose end vertices are in V_2 (that cannot be reached from u in H). After this step, it is possible that C_1 is not properly coloured (as is the case in Figure 5b) but we can still prove that there exists an odd properly coloured closed walk W_1 with pivots u in H . Indeed, we create properly coloured shortest walks from u to any vertex of V_1 starting with colour 1 and ending with a colour that depends on the length of the walk. Moreover, if two vertices are adjacent, their distance from u can either be the same or differ by 1. By comparing the distance from u of all the pair of adjacent vertices of C_1 , we find that there must be two adjacent vertices w and w' at same distance from u since C_1 is closed and odd. Thus, the concatenation of a shortest walk from u to w , the edge between w and w' and a shortest walk from w' to u is properly coloured too. For example, in Figure 5b, we see that the vertices v_1 and v_3 are both at the same distance from $u = v_4$. We can thus construct the properly coloured closed walk $W_1 = (v_4, v_1, v_3, v_4)$ in H .

We then create a copy H' of G by removing all the already coloured edges. We use colour 2 on all the edges at even distance from u in H' and colour 1 on all the edges at odd distance from u . This second step is illustrated in Figure 5c. Just like before, this step creates an odd properly coloured closed walk W_2 with pivot u in C_2 . Indeed, there always exists two adjacent vertices in C_2 that are at the same distance from u . In Figure 5c, the walk $W_2 = (v_4, v_8, v_{11}, v_9, v_4)$ is odd and properly coloured.

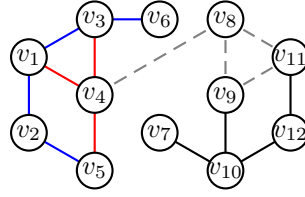
We claim that the resulting colouring connects the graph. Indeed, the first step creates properly coloured walks from every vertex of V_1 to u that ends on an edge coloured 1 and the second creates properly coloured walks from u to every vertex of V_2 that starts with an edge coloured 2. Furthermore, W_1 goes from u to u starting and ending on an edge coloured 1 and W_2 goes from u to u starting and ending with an edge coloured 2. The walks of the first steps together with W_2 allow to connect any two vertices of V_1 . For example, in Figure 5d, one can go from v_2 to v_3 by using (v_2, v_1, v_4) to reach $u = v_4$, use $W_2 = (v_4, v_8, v_{11}, v_9, v_8, v_4)$ and finally, (v_4, v_3) to reach v_3 . Similarly, the walks of the second step together with W_1 connect any two vertices of V_2 . Finally, the two steps together connect the vertices of V_1 with those of V_2 . For example, in Figure 5d, one can go from v_6 to v_7 by going from v_6 to $u = v_4$ with the walk (v_6, v_3, v_4) and then use $(v_4, v_8, v_9, v_{10}, v_7)$ to reach v_7 . \square

Theorem 16. *If a connected graph has no stubborn edge, then it can be connected with two colours.*

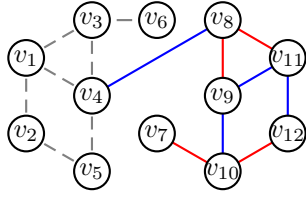
Proof. If there are two odd cycles with no edge in common, the claim immediately follows from Theorem 15. We assume in the rest of the proof that this is not the case.



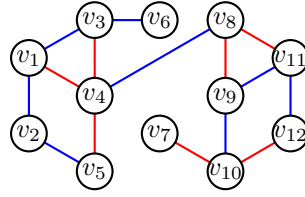
(a) An example of graph with two edge-disjoint odd cycles.



(b) The first step of the colouring algorithm.



(c) The second step of the algorithm.



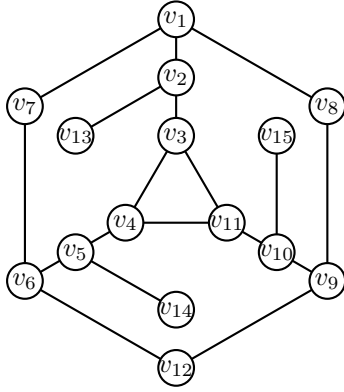
(d) The resulting colouring.

Figure 5: An example of how to construct a connecting 2-edge-colouring of a graph with two edge-disjoint odd cycles.

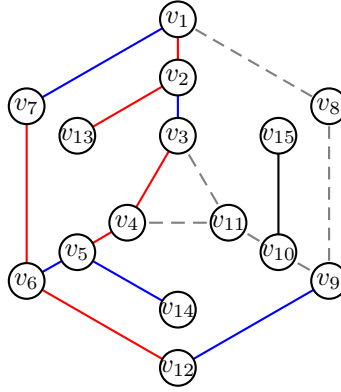
The proof of Proposition 14 provides two odd cycles C_1 and C_2 whose intersection is a minimal path Q (which means that no two odd cycles intersect in a proper subpath of Q), and an odd cycle C_3 such that no edge belongs to C_1 , C_2 and C_3 . By merging C_1 and C_2 and removing Q , we create an elementary even cycle C_4 whose intersection with C_3 is non-empty since C_3 intersects C_1 and C_2 but not Q . Hence, C_3 can be decomposed as the concatenation of paths $Q_1, P_1, Q_2, P_2, \dots$ such that the Q_i are subpaths of C_4 too and the P_i use no edge of C_4 . Let u_i and v_i be the end vertices of P_i . Note that for all i , u_i and v_i both belong to C_4 . Hence, C_4 defines two paths between u_i and v_i but since C_4 is even, they both have same parity. Since C_3 is odd and C_4 is even, we know that there exists i such that P_i has different parity from the walks W_i and W'_i that C_4 defines between u_i and v_i . Hence, the concatenation of P_i and W_i and of P_i and W'_i are two odd cycles that we call respectively \mathcal{C} and \mathcal{C}' . Since we assumed that the graph does not contain two edge-disjoint odd cycles, \mathcal{C} and \mathcal{C}' must share edges with both C_1 and C_2 . Hence, one of u_i and v_i belongs to C_1 and the other belongs to C_2 . By symmetry, we may assume that $u_i \in C_1$ and $v_i \in C_2$.

Consider for example the graph depicted in Figure 6a, that has no stubborn edge. Let $C_1 = (v_1, v_2, v_3, v_4, v_5, v_6, v_7, v_1)$ and let $C_2 = (v_1, v_8, v_9, v_{10}, v_{11}, v_3, v_2, v_1)$. Those two cycles intersect in a path $Q = (v_1, v_2, v_3)$. The even cycle C_4 we create from C_1 and C_2 is $(v_1, v_8, v_9, v_{10}, v_{11}, v_3, v_4, v_5, v_6, v_7, v_1)$. Let us consider the odd cycle $C_3 = (v_4, v_5, v_6, v_{12}, v_9, v_{10}, v_{11}, v_4)$ that does not use any edge of Q . Following the notation of the proof, we decompose it as the concatenation of $Q_1 = (v_4, v_5, v_6)$, $P_1 = (v_6, v_{12}, v_9)$, $Q_2 = (v_9, v_{10}, v_{11})$ and $P_2 = (v_{11}, v_4)$. As expected, there exists i (here, $i = 2$) such that the walks defined by C_4 between the end vertices of P_i do not have the same parity as P_i . We can see that v_4 belongs to C_1 and v_{11} belongs to C_2 . The even cycle C_4 defines two path between v_4 and v_{11} and those paths together with P_i creates two odd cycles \mathcal{C} and \mathcal{C}' :

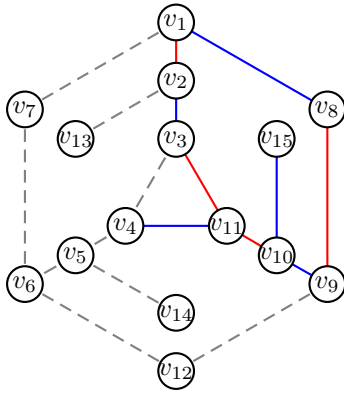
(v_4, v_{11}, v_3, v_4) and $(v_4, v_{11}, v_{10}, v_9, v_8, v_1, v_7, v_6, v_5, v_4)$.



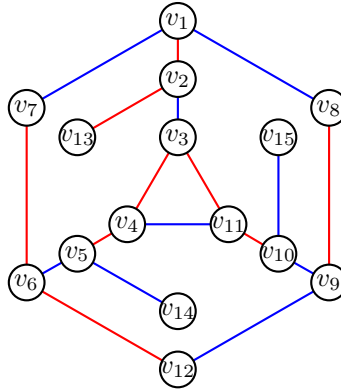
(a) An example of graph with no stubborn edge.



(b) The first step of the colouring algorithm.



(c) The colouring provided by the second step of the algorithm is consistent with the one provided by the previous step.



(d) The resulting colouring connects the graph.

Figure 6: An example of how to construct a connecting 2-edge-colouring of a graph with no stubborn edge. Here, $C_1 = (v_1, v_2, v_3, v_4, v_5, v_6, v_7, v_1)$, $C_2 = (v_1, v_8, v_9, v_{10}, v_{11}, v_3, v_2, v_1)$ and thus, $Q = (v_1, v_2, v_3)$.

We want to extend the construction used in the proof of Theorem 15 to a case where the graph has no stubborn edge but where the cycles C_1 and C_2 intersect in a path Q . Unlike in the previous proof, there might therefore be vertices that one cannot reach from u_i without using edges from Q , that belong to both C_1 and C_2 . For example, in Figure 6a, one needs to use edges from Q to go from v_4 to v_2 or v_{13} .

Just like in the proof of Theorem 15, we create the graph H from G by removing the edges of C_2 and P_i but we do not remove the edges of Q . We then use colour 1 on all the edges that are at even distance of u in H and colour 2 and all the edges at odd distance. We do not colour the edges that cannot be

reached from u in H . This first step is illustrated in Figure 6b (where red is colour 1, blue is colour 2 and $u_i = v_4$). Just like in the proof of Theorem 15, this construction creates an odd properly coloured closed walk W_1 in H with pivot u_i .

We then create the graph H' from G by removing all the edges that have already be coloured but here again, we do not remove the edges of Q . We use colour 2 on all the edges at even distance from u in H' and colour 1 on all the edges at odd distance from u . This second step is illustrated in Figure 6c. Since H' contains the odd cycle C_2 , our proof that this steps creates an odd properly coloured closed walk W_2 in H' with pivot u_i still holds.

The same reasoning as before applies to prove that such a colouring would connect the graph. However, this construction colours twice the edges of Q and is therefore only possible if those two colourings are compatible. Hence, we must prove for every edge $e \in Q$ that the distance from u_i to e in H has different parity than the distance from u_i to e in H' in order to ensure that the two steps give the same colour to e .

We denote by $d_{G'}$ the distance in a subgraph G' of G . We denote by $a \equiv b$ the fact that a and b have same parity. This comes down to saying that $a+b \equiv 0$. We want to prove that $d_H(u_i, e)$ and $d_{H'}(u_i, e)$ have different parity. In other words, we want to prove that $d_H(u_i, e) + d_{H'}(u_i, e) \equiv 1$.

For every vertex u and edge e of a cycle C , C defines two paths leading from u to e that do not use the edge e . Note that C is the concatenation of those two paths and the edge e of length 1. Hence, if C is odd, we know that the length of those two paths have same parity and thus, the same parity as $d_C(u, e)$. This leads us to a few useful observations:

- For every pair of vertices u and v and edge e of a cycle C , $d_C(u, e) \equiv d_{C-e}(u, v) + d_C(v, e)$. Indeed, one of the path that C defines between u and e goes through v and we know that its length has the parity of $d_C(u, e)$. This path is the concatenation of the shortest (and unique) path between u and v in $C - e$ and a path that has the parity of $d_C(v, e)$. The claim follows.
- For every edge e of Q , $d_H(u_i, e) \equiv d_{C_1}(u_i, e)$: let P be the shortest path in H between u_i and e and let v_e be the endpoint of P in e . We know that C_1 defines a walk W from u_i to v_e that does not use e and whose length has the parity of $d_{C_1}(u_i, e)$. If P (and thus, $d_H(u_i, e)$) does not have the same parity as W , then P and W form an odd cycle in H that does not use e , and whose intersection with C_2 is a proper subpath of P , contradicting the hypothesis that C_1 and C_2 are odd cycles that intersect in a minimal path.
- We can prove similarly that $d_{H'}(u_i, e) \equiv d_{C_2 \cup P_i}(u_i, e)$ by considering the walks that the odd closed walk $P_i + C_2 + P_i$ defines between u_i and the endpoint of e .

Let e be an edge of Q . Our goal is now to prove that $d_{C_1}(u_i, e) + d_{C_2 \cup P_i}(u_i, e) \equiv 1$.

Let a be an end vertex of Q . We also know that a belongs to one of \mathcal{C} and \mathcal{C}' . By symmetry, we may assume that $a \in \mathcal{C}$. Let $l_{\mathcal{C}}$ and l_{P_i} be the length of \mathcal{C} and P_i respectively.

$$\begin{aligned} \text{Note that } d_{C_1}(u_i, e) + d_{C_2 \cup P_i}(u_i, e) &= d_{C_1}(u_i, e) + l_{P_i} + d_{C_2}(v_i, e) \\ &= d_{C_1-e}(u_i, a) + d_{C_1}(a, e) + l_{P_i} + d_{C_2-e}(v_i, a) + d_{C_2}(a, e). \end{aligned}$$

Since the two paths between a given vertex and a given edge in an odd cycle have same parity, $d_{C_1}(a, e) = d_Q(a, e) = d_{C_2}(a, e)$ and thus, $d_{C_1}(a, e) + d_{C_2}(a, e) \equiv 0$. This leaves us with $d_{C_1}(u_i, e) + d_{C_2+P_i}(u_i, e) \equiv d_{C_1}(u_i, a) + l_{P_i} + d_{C_2}(v_i, a)$.

Finally, observe that the concatenation of P_i , the walk from u_i to a in $C_1 - e$ and the walk from a to v_i in $C_2 - e$ is exactly the odd cycle \mathcal{C} . Thus $d_H(u_i, e) + d_{H'}(u_i, e) \equiv l_{\mathcal{C}} \equiv 1$, which concludes the proof. \square

Note that the proofs of Theorem 15 and 16 are constructive and if a connected graphs has no stubborn edge, a connecting 2-edge-colouring can be constructed in polynomial time.

3.5 Characterization of the graphs that can be connected with two colours

Theorem 17. *A connected non-bipartite graph G can be connected with two colours if and only if there exists an \mathcal{S} -free component \mathcal{K} of G such that $G \setminus \mathcal{K}$ is empty or can be made 2-edge-connected by adding at most one edge.*

Proof. The fact that this condition is necessary follows quickly from Proposition 12. Indeed, let G be a 2-edge-coloured graph. We know that there exists an \mathcal{S} -free component \mathcal{K} of G such that no two vertices u and v of $G \setminus \mathcal{K}$ can be connected by a properly coloured walk using a vertex of \mathcal{K} , which means that $G \setminus \mathcal{K}$ has to be properly connected. Since the stubborn edges that disconnect \mathcal{K} from the rest of the graph have an endpoint in \mathcal{K} , they do not belong to $G \setminus \mathcal{K}$, which means that $G \setminus \mathcal{K}$ contains no odd closed walk and is therefore bipartite. Theorem 3 thus implies that the condition of Theorem 17 is necessary.

Let us now prove that this condition is also sufficient. Let \mathcal{K} be an \mathcal{S} -free component of G such that $G \setminus \mathcal{K}$ is empty or can be made 2-edge-connected by adding at most one edge. If G has no stubborn edge (in which case we have $\mathcal{K} = V(G)$ and $G \setminus \mathcal{K}$ is empty), Theorem 16 implies that the graph can be connected with two colours. Otherwise, by Theorem 9, we know that \mathcal{K} contains exactly two vertices u_1 and u_2 that are the endpoints of stubborn edges e_1 and e_2 . We call w_1 and w_2 the other endpoint of e_1 and e_2 . Note that it may happen that the graph only contains one stubborn edge, in which case $u_2 = w_1$, $w_2 = u_1$ and $e_1 = e_2$.

Since $G \setminus \mathcal{K}$ does not contain the stubborn edges that connect \mathcal{K} to $G \setminus \mathcal{K}$, it cannot contain any odd closed walk and is therefore bipartite. Hence, by Theorem 3, we know that $G \setminus \mathcal{K}$ can be connected with only two colours. We colour the edges of $G \setminus \mathcal{K}$ according to such a colouring and we want to prove that we can extend it to connect the entire graph G . We refer the reader to Figures 7 and 8 for an illustration of our construction in the cases where the graph has one or several stubborn edges respectively.

If $G \setminus \mathcal{K}$ is non-empty, we know that there is a properly coloured walk W between w_1 and w_2 and we colour e_1 and e_2 so that $e_1 W e_2$ is properly coloured too. If $G \setminus \mathcal{K}$ is empty, this means that G has only one stubborn edge and we pick its colour arbitrarily. This step is illustrated in Figures 7a and 8b.

If G has several stubborn edges, then every odd closed walk consists of a walk in \mathcal{K} between u_1 and u_2 , e_2 , a walk in $G \setminus \mathcal{K}$ between w_2 and w_1 and e_1 .

Since no edge of \mathcal{K} appears in every odd closed walk (Proposition 8), we know by Menger's theorem that there exists two edge-disjoint walks W_1 and W_2 in \mathcal{K} that connect u_1 and u_2 . Since they do not use stubborn edges, W_1 and W_2 cannot form an odd closed walk and therefore must have same parity. If G has only one stubborn edge, an odd closed walk in G consists of the stubborn edge e_1 and an even walk between u_1 and u_2 that avoids e_1 . Here again, since there is no other stubborn edge, we find that there are two edge-disjoint walks W_1 and W_2 of same parity between u_1 and u_2 that use no stubborn edge.

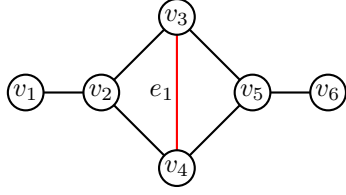
We create the graph H from \mathcal{K} (or from $G - e$ if G has only one stubborn edge) by removing all the edges of W_2 . We colour the edges at even distance from u_2 with the opposite colour of the one we used on e_2 and we colour the edges at odd distance from u_2 with the colour of e_2 . Since W_1 is included H , we know that u_1 is reachable from u_2 and therefore, that this step of the algorithm creates a properly coloured walk W'_1 from u_2 to u_1 (every shortest path between u_1 and u_2 in H is actually properly coloured). Also note that we have chosen the colour so that $e_2W'_1$ is properly coloured. This step is illustrated in Figures 7b and 8c.

We then create the graph H' by removing all the already coloured edges of the graph. We colour the edges at even distance from u_1 with the opposite colour of the one we used on e_1 and we colour the edges at odd distance from u_1 with the colour of e_1 . Since W_2 is included in H' , we know that this step of the algorithm creates another properly coloured walk W'_2 from u_1 to u_2 . Here again, $e_1W'_2$ is properly coloured. This step is illustrated in Figures 7c and 8d.

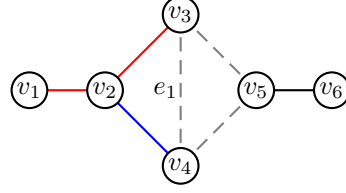
If the graph has several stubborn edges, recall that both e_1We_2 and $e_2W'_1$ are properly coloured. Hence, the closed walk $\mathcal{C}_1 = e_1We_2W'_1$ is properly coloured and is odd since it contains the stubborn edge e_1 exactly once. Similarly, $\mathcal{C}_2 = e_2We_1W'_2$ is odd and properly coloured too. The pivots of \mathcal{C}_1 and \mathcal{C}_2 are respectively u_1 and u_2 . If the graph only has one stubborn edge, we prove similarly that $\mathcal{C}_1 = e_1W'_1$ and $\mathcal{C}_2 = e_1W'_2$ are properly coloured odd cycles of respective pivot u_1 and u_2 .

We claim that the graph is now properly connected. Indeed, let V_1 be the sets of vertices that can be reached from u_2 in H and let V_2 be its complement in \mathcal{K} . Hence, the vertices of V_2 can be reached from u_2 in H' and thus from u_1 since u_1 and u_2 are connected in H' .

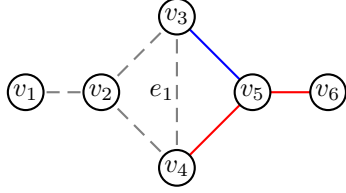
- Let x and y be two vertices of V_1 . One can go from x to u_2 using a shortest path in H , use \mathcal{C}_2 to go from u_2 to u_2 and then go from u_2 to y using a shortest path in H again. For example, in Figure 8e, one can go from v_5 to v_9 by using (v_5, v_7) to go to $v_7 = u_2$, use $\mathcal{C}_2 = (v_7, v_4, v_3, v_2, v_5, v_{10}, v_{11}, v_7)$ and then go to v_9 by using (v_7, v_9) .
- Let x and y be two vertices of V_2 . Similarly, one can go from x to u_1 using a shortest path in H' , use \mathcal{C}_1 from u_1 to u_1 and then go from u_1 to y by a shortest path in H' .
- Let $x \in V_1$ and $y \in V_2$. One can go from x to u_2 using a shortest path in H , from u_2 to u_1 using e_1We_2 (or just e_1 if the graph has one stubborn edge) and from u_1 to y with a shortest path in H' . For example, in Figure 8e, v_6 and v_{10} are connected by the walk $(v_6, v_8, v_9, v_7, v_4, v_3, v_2, v_5, v_{10})$.
- We initialized our edge-colouring so that $G \setminus \mathcal{K}$ is properly connected.



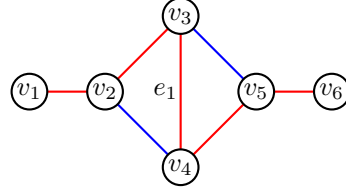
(a) An example of graph with only one stubborn edge $e_1 = v_3v_4$. Its removal does not disconnect the graph. We pick its colour arbitrarily. We set $u_1 = v_3$ and $u_2 = v_4$.



(b) We set $W_1 = (v_3v_2v_4)$ and $W_2 = (v_3v_5v_4)$. We create H by removing e and W_2 from G . Since e is red, the edges at even distance from $u_2 = v_4$ must be blue.



(c) We obtain H' by removing all the already-coloured and repeat the same process from $u_1 = v_3$.

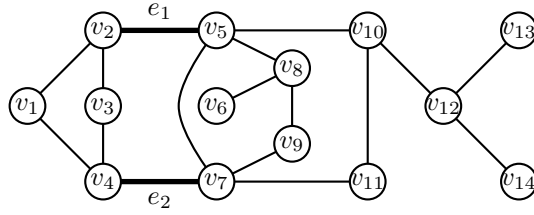


(d) The resulting colouring connects the graph.

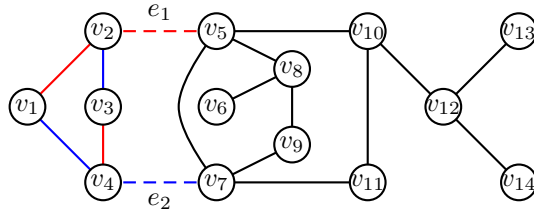
Figure 7: An example of how to connect a graph that has only one stubborn edge with two colours.

- Let $x \in V_1$ and $y \in G \setminus \mathcal{K}$. Since $G \setminus \mathcal{K}$ is properly connected, there exists a properly coloured walk W_3 from w_2 to y . One can go from x to u_2 using edges of the first search, and then, go to w_2 using edges of \mathcal{C}_2 . Note that the two edges around u_2 in \mathcal{C}_2 have the same colour and are compatible with the walk we use from x to u_2 . One can thus use \mathcal{C}_2 in any direction between u_2 and w_2 . Since w_2 is not the pivot of \mathcal{C}_2 , the two edges adjacent to w_2 in \mathcal{C}_2 do not have the same colour and it is thus possible to choose the colour of the last edge of the walk we use between u_2 and w_2 . We thus choose the walk between u_2 and w_2 so that it is then possible to use W_3 between w_2 and y .

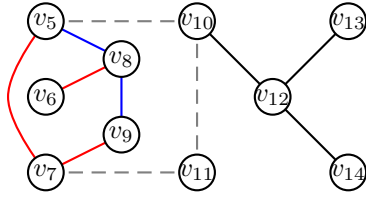
For example, in Figure 8e, let us try to connect $v_9 \in V_1$ and $v_1 \in G \setminus \mathcal{K}$. We go from v_9 to $u_2 = v_7$ by shortest path and we can then use \mathcal{C}_2 in any direction. Since our colouring connects $G \setminus \mathcal{K}$, we know that there exists a properly coloured walk from $w_2 = v_4$ to v_1 , for example $W_3 = (v_4, v_1)$. Here, W_3 starts with a blue edge and we therefore want to use \mathcal{C}_2 so that we arrive on v_4 with a red edge, which is possible since we can use \mathcal{C}_2 in any direction and the two edges incident to w_2 have different colours. Thus, v_9 and v_1 are connected by $(v_9, v_7, v_{11}, v_{10}, v_5, v_2, v_3, v_4, v_5)$. If W_3 started with a red edge, we could have used the other part of \mathcal{C}_2 , (v_7v_4) , to connect them.



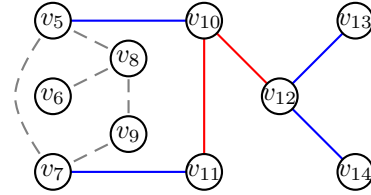
(a) An example of graph with two stubborn edges $e_1 = v_2v_5$ and $e_2 = v_4v_7$. Their removal splits the graph into two connected components. The component $\mathcal{K} = \{v_5, v_6, \dots, v_{14}\}$ satisfies the condition of the theorem.



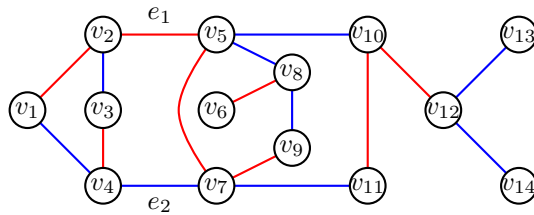
(b) We use Theorem 3 to connect $G \setminus \mathcal{K}$ with two colours. Hence, the end vertices of the stubborn edges in $G \setminus \mathcal{K}$ are connected by a properly coloured walk $W = (v_2, v_3, v_4)$. We colour e_1 and e_2 so that e_1We_2 is properly coloured too.



(c) We set $W_1 = (v_5, v_8, v_9, v_7)$ and $W_2 = (v_5, v_{10}, v_{11}, v_7)$. We create H from \mathcal{K} by removing W_2 . Since e_2 is blue, the edges at even distance from $u_2 = v_7$ must be red. Here, W_1 is not properly coloured but as expected, we still create a properly coloured walk $W'_1 = (v_7, v_5)$ from u_2 to u_1 .



(d) We create H' by removing all the already-coloured edges. Since e_1 is red, the edges at even distance from $u_1 = v_5$ in H' must be blue. The properly coloured walk $W'_2 = W_2$ connects $u_1 = v_5$ to $u_2 = v_7$.



(e) The resulting colouring connects the graph.

Figure 8: An example where the graph has several stubborn edges.

- Similarly, if $x \in V_2$ and $y \in G \setminus \mathcal{K}$, one can go from x to u_1 with a shortest

path in H' and go from u_1 to w_1 using a subwalk of \mathcal{C}_1 that makes it possible to go from w_1 to y . \square

Note that this proof is constructive and provides a connecting 2-edge-colouring in polynomial time for any graph that can be connected with two colours.

4 Conclusion

Putting all together, we obtain the following theorem:

Theorem 18. *The minimum number of colours required by a connecting edge-colouring of a graph G is:*

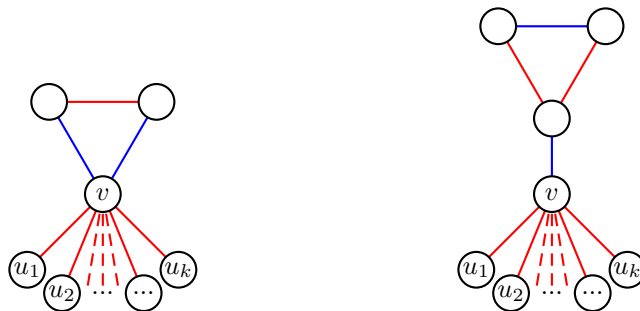
- 1 if G is complete;
- its maximum degree $\Delta(G)$ if G is a tree;
- 2 if G is bipartite and can be made 2-edge-connected by adding at most one edge;
- 2 if G is non-bipartite and contains an \mathcal{S} -free component \mathcal{K} such that $G \setminus \mathcal{K}$ is empty or can be made 2-edge-connected by adding at most one edge;
- 3 otherwise

Furthermore, in every case, an optimal connecting colouring can be found in polynomial time.

Polynomial algorithms for optimal connecting colouring follows from the constructive proofs of Theorems 1, 3 or 17 depending on which case occurs.

Interesting questions for future works could be to study alternative definitions of connectivity. Indeed, the definition of the connectivity of a graph is well-agreed-upon, but there are many ways to generalize it that are no longer equivalent in walk-restricted graphs. For example, in edge-coloured graphs, the fact that there exists a properly coloured walk from any vertex u to any vertex v does not imply the existence a properly coloured closed walk that would start in u , go to v and then back to u . This leads to the definition of colour-connectivity introduced by Saad in [Saa96]. Only in colour-connected graphs can a single closed walk visit all the vertices of the graph. This new definition of connectivity can increase significantly the number of colours required for a connecting edge-colouring. The most extreme case is the case of a graph with vertices of degree 1. Such graphs cannot be made colour-connected, no matter how many colours are available.

Another idea could be to study definitions of connectivity that would require the vertices to be connected by paths or trails instead of walks, which here again, is equivalent in standard graphs but not in walk-restricted graphs (a trail is a walk that may repeat vertices but does not repeat edges). For example, we only need two colours to connect the vertices of the graph depicted in Figure 9a with walks or trails, but in order to connect them with paths, we must give a different colour to each edge of the form vu_i . Similarly, two colours are enough



(a) An example of graphs that only requires 2 colours to be connected by walks or trails but k colours to be connected by paths.

(b) An example of graphs that only requires 2 colours to be connected by walks but k colours to be connected by trails or paths.

Figure 9

to connect the vertices of the graph of Figure 9b with walks but k we need k to connect them with trails or paths.

Another interesting problem would be to study the complexity of extending a partial edge-colouring of a graph: given a partial edge-colouring using at most k colours, is it possible to extend it into a connecting k -edge-colouring of the graph?

Finally, it could also be interesting to study the stretch of our connecting edge-colouring. The **stretch** is the maximum ratio between the length of the shortest walk between two vertices in the original unrestricted graph and in the restricted graphs. For example, the colouring depicted in Figure 1 connects the graph but the two vertices of degree one at the top-left corner are at distance 9 in the edge-coloured graph while their distance is only 2 in the uncoloured graph. The number of colours required for a low-stretch connecting edge-colouring of a graph could be a question of interest.

Of course, all the above questions also make sense in directed graphs.

References

- [AL09] Mustaq Ahmed and Anna Lubiw. Shortest paths avoiding forbidden subpaths. In *26th International Symposium on Theoretical Aspects of Computer Science, STACS 2009, February 26-28, 2009, Freiburg, Germany, Proceedings*, pages 63–74, 2009.
- [BB18] Thomas Bellitto and Benjamin Bergougnoux. On minimum connecting transition sets in graphs. In *Graph-Theoretic Concepts in Computer Science - 44th International Workshop, WG 2018, Cottbus, Germany, June 27-29, 2018, Proceedings*, pages 40–51, 2018.
- [BBJK17] Jørgen Bang-Jensen, Stéphane Bessy, Bill Jackson, and Matthias Kriesell. Antistrong digraphs. *J. Comb. Theory, Ser. B*, 122:68–90, 2017.

- [Bel18] Thomas Bellitto. Separating codes and traffic monitoring. *Theoretical Computer Science*, 717:73 – 85, 2018. Selected papers presented at the 11th International Conference on Algorithmic Aspects of Information and Management (AAIM 2016).
- [BG09] Jørgen Bang-Jensen and Gregory Z. Gutin. *Digraphs - theory, algorithms and applications*. Springer, 2009.
- [CD76] C. C. Chen and David E. Daykin. Graphs with hamiltonian cycles having adjacent lines different colors. *J. Comb. Theory, Ser. B*, 21(2):135–139, 1976.
- [Dor94] Dietmar Dorninger. Hamiltonian circuits determining the order of chromosomes. *Discrete Applied Mathematics*, 50(2):159–168, 1994.
- [GK09] Gregory Gutin and Eun Jung Kim. Properly coloured cycles and paths: Results and open problems. In *Graph Theory, Computational Intelligence and Thought, Essays Dedicated to Martin Charles Golumbic on the Occasion of His 60th Birthday*, pages 200–208, 2009.
- [Saa96] Rachid Saad. Finding a longest alternating cycle in a 2-edge-coloured complete graph is in RP. *Combinatorics, Probability & Computing*, 5:297–306, 1996.
- [Sud16] Benny Sudakov. Robustness of graph properties. *CoRR*, abs/1610.00117v1, 2016.