

Estimating Information-Theoretic Quantities with Uncertainty Forests

Richard Guo¹, Ronak Mehta¹, Jesús Arroyo¹, Hayden Helm¹, Cencheng Shen¹, and Joshua T. Vogelstein^{1*}

Abstract. Information-theoretic quantities, such as mutual information and conditional entropy, are useful parameters for measuring the dependence between two random variables. However, estimating these quantities in a non-parametric fashion is difficult, especially when the variables are high-dimensional, a mixture of continuous and discrete values, or both. In this paper, we propose a decision forest method, Uncertainty Forests (UF), to estimate these quantities. By combining quantile regression forests with honest sampling, and introducing a finite sample correction, UF improves finite sample bias and variance in a range of settings. We prove consistency of the estimates, and demonstrate through simulations that UF achieves smaller bias and variance in both low- and high-dimensional settings when estimating posteriors, conditional entropy, and mutual information. We then use UF to estimate the amount of information between neuron class and other cellular features in a connectome dataset.

1 Introduction In data science investigations, it is often crucial to ask whether a relationship exists between a pair of disparate data modalities. Only when statistically significant relationships are discovered is further investigation warranted. For example, deciphering relationships is fundamental in high-throughput screening for drug discovery, precision medicine, and causal analyses [1–3]. From an information-theoretic perspective, this question can be answered through two closely related quantities: conditional entropy and mutual information. Suppose we are given a pair of random variables (X, Y) , where X is a d -dimensional vector and Y is a 1-dimensional, categorical variable of interest. Conditional entropy $H(Y|X)$ measures the remaining uncertainty in Y given the value of X . On the other hand, mutual information quantifies the shared information between X and Y .

Although both parameters are readily estimated when X and Y are low-dimensional and "nicely" distributed, an important problem arises in measuring these quantities from higher-dimensional data in a nonparametric fashion [4]. Additional issues emerge when dealing with mixtures of continuous and discrete random variables [5].

We present Uncertainty Forests (UF) to estimate these information-theoretic quantities. Uncertainty Forests combine quantile regression forests [6] with honest sampling [7], and introduce a finite sample correction to improve performance while preserving consistency. Simulations demonstrate that UF performs well in both low- and high-dimensional settings when estimating conditional distributions and conditional entropy. We extend our algorithm to estimate mutual information, which compares favorably to state-of-the-art (SoA) methods. Finally, we provide a real-world application of our estimator by measuring information about the various properties of *Drosophila* neurons that is contained in neuron cell types. As compared to the SoA, UF achieves a larger estimate of mutual information neuron features and cell type, corroborating prior belief that cell type and neuron features are dependent.

2 Problem Formulation and Related Works Suppose we are given two random variables X and Y with support sets \mathcal{X} and \mathcal{Y} , respectively. Let x, y denote specific values that the random variables take on and $p(x), p(y)$ be the probabilities of $X = x$ and $Y = y$. The unconditioned Shannon entropy of Y is: $H(Y) = \sum_{y \in \mathcal{Y}} p(y) \log p(y)$. Analogously, conditional entropy is:

$$(2.1) \quad H(Y|X) = \sum_{x \in \mathcal{X}} p(x) H(Y|X = x) = - \sum_{x \in \mathcal{X}} p(x) \sum_{y \in \mathcal{Y}} p(y|x) \log p(y|x),$$

where $p(y|x)$ is the conditional probability that $Y = y$ given $X = x$ and $H(Y|X = x)$ is the entropy of Y conditioned on X equaling x . In the case of a continuous random variable, the sum over the corresponding support is replaced with an integral. For the remainder of this work, we assume that $\mathcal{X} = \mathbb{R}^d$ and $\mathcal{Y} = [K] = \{1, \dots, K\}$ for positive integers d and K . Mutual information, $I(X, Y)$, can be

*Corresponding author: jovo@jhu.edu; ¹ Johns Hopkins University

computed from conditional entropy:

$$(2.2) \quad I(X, Y) = H(Y) - H(Y|X) = H(X) - H(X|Y)$$

However, a common approach to estimating mutual information is the $3-H$ principle [5], $I(X, Y) = H(Y) + H(X) - H(X, Y)$, where $H(X, Y) = \sum_{x \in \mathcal{X}} \sum_{y \in \mathcal{Y}} p(x, y) \log p(x, y)$ is the Shannon entropy of the vector $[X \ Y]^T$. Mutual information has many appealing properties, such as symmetry, and is widely used in data science applications [5]. The most popular approaches for estimating mutual information rely on the $3-H$ principle. Different families of entropy estimators include kernel density estimates and ensembles of k -NN estimators [8–11]. One method in particular, the KSG estimator, popular because of its excellent empirical performance, improves k -NN estimates via heuristics [12]. Other approaches include binning [13] and von Mises estimators [14].

However, many modern datasets contain a mixture of discrete and continuous variables. In these general mixture spaces, few of the above methods work well. This is mainly because individual entropies ($H(X)$, $H(Y)$, $H(Y, X)$) are not well defined or easily estimated, thus rendering the $3-H$ approach intractable [5]. A recent approach, referred to as Mixed KSG, focuses on this issue by modifying the KSG estimator for mixed data [5].

Computing both mutual information and conditional entropy becomes difficult in higher dimensional data. Numerical summations or integration become computationally intractable, and nonparametric methods (k -NN, kernel density estimates, binning, etc.) typically do not scale well with increasing dimensions [15]. While a recently proposed neural network approach addresses high-dimensional data [4], their implementations requires x and y to be the same dimension, which is not applicable to the case in which we focus: categorical Y and continuous X .

We address both the problem of mixed spaces and the problem of high-dimensionality by proposing a decision forest method for estimating conditional entropy under the framework that X is any d -dimensional random vector and Y is categorical. Because we restrict Y to be categorical, we can easily compute the maximum-likelihood estimate of $H(Y)$ and hence use our estimator to compute mutual information via Equation 2.2.

3 Random Forest Estimate of Conditional Entropy

3.1 Background

CART Random Forest is a robust, powerful algorithm that leverages ensembles of decision trees for classification and regression tasks [16]. In a study of over 100 classification problems, Fernández-Delgado et al. [17] showed that random forests have the overall best performance when compared 178 other classifiers. Furthermore, random forests are highly scalable; efficient implementations can build a forest of 100 trees from 110 Gigabyte data ($n = 10,000,000$, $d = 1000$) in little more than an hour [18].

A brief summary of the algorithm follows: given a labeled set of data $\{(x_1, y_1), \dots, (x_n, y_n)\} \subset \mathbb{R}^d \times [K]$ as an input, individual decision trees are grown by recursively splitting a randomly selected subsample of the input data based on an impurity measure [16]. The randomly subsampled points used in tree construction are called the ‘in-bag’ samples, while those that are left out (usually for evaluation) are called ‘out-of-bag’ samples. Additionally, only a random subset of features in X are considered for the split at each node. The trees are grown until nodes reach a certain criterion (for example, a minimum number of samples). The bottom-most nodes are called “leaf nodes”. For regression tasks, an individual decision tree predicts the response value for a given x by averaging the y values in the leaf node that x “falls” into. For classification tasks, averaging is replaced by a plurality vote. The random forests algorithm outputs the average of the response values from all decision trees in the ensemble.

Honest Sampling and Balanced Trees Honesty, among other specifications, helps in bounding the bias of tree-based estimates [19, 20]. Wager and Athey [20] describes honest trees are those for which training example i is used to place splits, or to estimate the quantity of interest, but not both. This property can be achieved in (at least) two ways. The first method is splitting the observed sample into

two sets, one used for learning the decision tree that partitions the input space \mathcal{X} , and one that is used to make predictions for the purpose of classification and regression. They are termed the “structure” set \mathcal{D}_S and “estimation” set \mathcal{D}_E , respectively, by Denil et al. [7], which we maintain in this work. For example, say we wish to estimate the conditional mean $\mu(x) = \mathbb{E}[Y | X = x]$. Letting $r < n$, one can learn a decision tree with $\mathcal{D}_S = \{(X_1, Y_1), \dots, (X_r, Y_r)\}$. Letting $\mathcal{A} = \{A_1, \dots, A_p\}$ be the partition of \mathcal{X} , and $L(x)$ be the part of \mathcal{A} to which x belongs, the conditional mean estimate can be

$$\hat{\mu}(x) = \sum_{i=r+1}^n Y_i \times \mathbb{1}[X_i \in L(x)],$$

where $\mathbb{1}[\cdot]$ is the indicator function. Note that this method can be applied at the forest level, i.e. using the same structure points to learn every decision tree, or at the tree level, in which the data is randomly partitioned into structure and estimation sets in each tree. The second method uses all of the data for both structure and estimation depending on the tree. Denil et al. [7] has shown that tree level splitting increases performance for low sample sizes, while for higher sample sizes the performance difference is indistinguishable. A second way of achieving honesty is by ignoring the responses Y_i and only using X_i and any auxiliary variables W_i to place splits in each decision tree. Wager and Athey [20] proposes an example of this method in estimating heterogeneous treatment effects via random forest.

Balanced trees are described by [20] and Athey et al. [19] as α -regular, meaning that at each split in a tree, at least an α fraction of the data are placed in each child node. Denil et al. [7] on the other hand describes balanced trees as those which choose $m < d$ candidate dimensions prior to optimizing over dimensions and splits at each node. This procedure also encourages balanced trees. As long as each dimension has a nonzero probability of being the split dimension at each node, along with other specifications, consistency can be shown for a very general class of random forest estimates [19].

3.2 Uncertainty Forests To recap the problem statement, given (potentially high-dimension) observations $\mathcal{D}_n = \{(X_1, Y_1), \dots, (X_n, Y_n)\}$, non-parametrically estimate

$$H(Y|X) = \mathbb{E}_{X'}[H(Y|X = X')] = - \sum_{x \in \mathcal{X}} p(x) \sum_{y \in \mathcal{Y}} p(y | x) \log p(y | x).$$

To this end, Uncertainty Forest (UF) employs techniques that provide a consistent estimate of the conditional entropy, and empirically a non-biased estimate with sufficient sample size. We assume that the data is partitioned into two sets: Training set \mathcal{D}_n and evaluation set \mathcal{D}_V . \mathcal{D}_n (which will eventually be further split into structure set \mathcal{D}_S and estimation set \mathcal{D}_E at each tree) will be used to estimate the function $H(Y | X = x)$, while \mathcal{D}_V will be used to estimate its expectation $\mathbb{E}_{X'}[H(Y | X = X')]$. Note that \mathcal{D}_V **need not be labelled**, as only the x values are necessary to evaluate the function $H(Y | X = x)$. If data is difficult to label, UF can effectively leverage unlabelled data in a semisupervised fashion. The procedure consists of three steps.

1. For each tree b from 1 to B (the maximum number of trees):
 - (a) Randomly subsample $s < n$ data points from \mathcal{D}_n .
 - (b) Randomly split the s data points into a structure set \mathcal{D}_S and estimation set \mathcal{D}_E , each of size $\lfloor \frac{s}{2} \rfloor$, where $\lfloor \cdot \rfloor$ denotes the floor function.
 - (c) Using \mathcal{D}_S , learn a CART decision tree that stops when a minimum node size k is achieved in each leaf. Functionally, a decision tree produces a partition $\mathcal{A} = \{A_1, \dots, A_p\}$ of \mathcal{X} , and a function $L_b : \mathcal{X} \rightarrow \mathcal{A}$ that returns the leaf node that test example x “falls” into.
 - (d) Using the \mathcal{D}_E , estimate the conditional probability of $Y = y$ given $X = x$ as

$$\hat{p}_b(y | x) = \frac{1}{N_b(x)} \sum_{i \in \mathcal{D}_E} \mathbb{1}[Y_i = y] \times \mathbb{1}[X_i \in L_b(x)],$$

where $N_b(x) = |\{i \in \mathcal{D}_E : X_i \in L_b(x)\}|$ is the leaf size. This is the empirical frequency of y in the leaf node of x .

- (e) When Y is categorical, all samples in a leaf estimator may belong to one class even though the probabilities for other classes are nonzero, which biases finite-sample estimates of the conditional distribution. Uncertainty Forests remedies this by adapting a robust finite sampling technique described in Vogelstein et al. [21]. We replace all zero probabilities with $\frac{1}{KN_b(x)}$, and renormalize the other probabilities. Let $c = \frac{|\{y: \hat{p}_b(y|x)=0\}|}{KN_b(x)}$. The finite-sample corrected estimate is thus

$$\hat{p}_b^*(y | x) = \begin{cases} \frac{1}{KN_b(x)} & \text{if } \hat{p}_b(y | x) = 0, \\ (1 - c) \cdot \hat{p}_b(y | x) & \text{otherwise} \end{cases}$$

If $N_b(x) \rightarrow \infty$ for large n , then $\hat{p}_b^*(y | x)$ clearly approaches $\hat{p}_b(y | x)$. For probabilities that are not certain, they must be renormalized to add up to 1 when summed over y .

2. Average all of the posterior estimates from each tree

$$\hat{p}(y | x) = \frac{1}{B} \sum_{b=1}^B \hat{p}_b^*(y | x),$$

and set the conditional entropy function estimator as

$$\hat{H}(Y | X = x) = \sum_{y \in [K]} \hat{p}(y | x) \log \hat{p}(y | x).$$

3. Evaluate this function at every point in \mathcal{D}_V and average to yield the final estimate

$$\hat{H}(Y | X) = \frac{1}{|\mathcal{D}_V|} \sum_{X_i \in \mathcal{D}_V} \hat{H}(Y | X = X_i).$$

In order to estimate the mutual information, first estimate $H(Y)$ with

$$\hat{H}(Y) = - \sum_{y \in [K]} \hat{p}(y) \log \hat{p}(y),$$

where $\hat{p}(y) = \frac{1}{n} \sum_{i \in \mathcal{D}_n} \mathbb{1}[Y_i = y]$ and let

$$\hat{I}(X, Y) = \hat{H}(Y) - \hat{H}(Y | X).$$

The UF pseudocode is described in detail in Algorithm 1.

3.3 Consistency of Uncertainty Forest Estimates UF provides a universally consistent estimate of conditional probability, conditional entropy, and mutual information. All proofs are collected in the Appendix. Assume that \mathcal{Y} is discrete ($\mathcal{Y} = [K]$), and that $\mathcal{X} = \mathbb{R}^d$. Let $\nu = |\mathcal{D}_V|$ be the number of evaluation samples.

Theorem 1 (Consistency of the conditional entropy estimate). *Suppose that the conditional probability of Y given $X = x$ is Lipschitz continuous for all $x \in \mathbb{R}^d$. Then the conditional entropy estimate is consistent as $n, \nu \rightarrow \infty$, that is,*

$$\hat{H}(Y | X) \xrightarrow{P} H(Y | X).$$

This result states that the estimate $\hat{H}(Y | X)$ converges in probability to the true $H(Y | X)$ for large n and ν . As a simple consequence, due to the consistency of the maximum-likelihood estimate $\hat{H}(Y)$ for $H(Y)$ based on empirical frequencies, we have the following.

Algorithm 1 Uncertainty Forest

Input: Number of trees B , minimum leaf size k , maximum number of features m , subsample size s .

Output: Conditional entropy estimate $\hat{H}(Y | X)$.

function UNCERTAINTYFOREST(Training set \mathcal{D}_n and evaluation set \mathcal{D}_v)

(1) Initialize array $p = [p_1, \dots, p_B]$ of functions.

for tree b **in** $\{1, \dots, B\}$ **do**

$\mathcal{D}_S, \mathcal{D}_E =$ random, non-intersecting subsamples of \mathcal{D}_n , each of size $\lfloor \frac{s}{2} \rfloor$.

$L_b(x) =$ DECISIONTREE($x, \mathcal{D}_S, m, k, \mathbb{R}^d$) (a function that maps test point x to subset of \mathbb{R}^d).

Store function $p_b(y | x) =$ POSTERIORESTIMATE(y, x, \mathcal{D}_E, L_b).

end for

(2) Set function $p(y | x) = \frac{1}{B} \sum_{b=1}^B p_b(y | x)$.

(3) Initialize array $h = [h_1, \dots, h_\nu]$ of numbers, where $\nu = |\mathcal{D}_v|$.

for observation i **in** \mathcal{D}_v **do**

$h_i = - \sum_{y \in [K]} p(y | X_i) \log p(y | X_i)$

end for

return $\hat{H}(Y | X) = \frac{1}{\nu} \sum_{i \in \mathcal{D}_v} h_i$.

end function

Algorithm 2 Decision Tree

Input: Structure set \mathcal{D}_S , minimum leaf size k , maximum number of features m , parent node P .

Output: Subset $L_b(x)$ of \mathbb{R}^d .

function DECISIONTREE(Test point x)

if $|\{i \in \mathcal{D}_S : (X_i, Y_i) \in P\}| \leq 2k - 1$ **then**

return P

else

$\mathcal{J} =$ random sample of m candidate dimensions from $\{1, \dots, d\}$.

$j^*, s^* = \arg \min_{j \in \mathcal{J}, s \in \mathbb{R}} g(C_1(j, s)) + g(C_2(j, s))$,

where $C_1(j, s) = \{Y_i : i \in \mathcal{D}_S, X_i^{(j)} < s\}$, $C_2(j, s) = \{Y_i : i \in \mathcal{D}_S, X_i^{(j)} \geq s\}$,

$X_i^{(j)}$ is the j -th feature of data point i , and $g(C)$ is the Gini impurity of set C .

if $x \in C_1(j^*, s^*)$ **then**

return DECISIONTREE($x, \mathcal{D}_S, m, k, \{x : x^{(j^*)} < s^*\}$)

else

return DECISIONTREE($x, \mathcal{D}_S, m, k, \{x : x^{(j^*)} \geq s^*\}$)

end if

end if

end function

Theorem 2 (Consistency of the mutual information estimate). *With the same assumptions as in Theorem 1,*

$$\hat{I}(X, Y) \xrightarrow{P} I(X, Y)$$

as $n, \nu \rightarrow \infty$.

Thus, the estimates are provably successful as n and ν become large. The proof of 1 relies on recent theoretical work by Athey et al. [19].

4 Simulation Results

4.1 Training and Hyperparameter Tuning

Tree Construction In constructing random forests, the two main considerations are: 1) how to split the nodes, and 2) how to introduce randomness between trees. Since we focus on Y being

Algorithm 3 Posterior Estimation

Input: Estimation set \mathcal{D}_E Decision tree partition L_b

Output: Posterior probability estimate $\hat{p}_b^*(y | x)$.

function POSTERIORESTIMATE(Test point x , label y)

$$N_b(x) = |\{i \in \mathcal{D}_E : X_i \in L_b(x)\}|.$$

$$c = 0$$

for k **in** $\{1, \dots, K\}$ **do**

$$\hat{p}_b(k | x) = \frac{1}{N_b(x)} \sum_{i \in \mathcal{D}_E} \mathbb{1}[Y_i = k] \times \mathbb{1}[X_i \in L_b(x)].$$

if $\hat{p}_b(k | x) = 0$ **then**

$$\hat{p}_b(k | x) = \frac{1}{KN_b(x)}$$

$$c = c + \frac{1}{KN_b(x)}$$

end if

end for

return $(1 - c) \cdot \hat{p}_b(y | x)$

end function

categorical, we split leaves by minimizing Gini impurity, a measure popularized by its great performance in classification [22]. To introduce randomness, we subsample s data points at each tree, and m candidate dimensions at each split. Such subsampling is required for the theoretical results of [20].

Hyperparameters Several hyperparameters must be set when constructing random forests. These include minimum samples in a leaf before splitting (k), maximum tree depth (D), number of features to subsample (m), and number of trees (B). Note that maximum depth is a heuristic, and not included in the pseudocode as an essential component of the algorithm. Fortunately, however, random forest has been shown in practice to be very robust to hyperparameters [23]. For Uncertainty Forests, we allow our trees to grow relatively deep ($D = \text{range}(30, 40)$) and use general rules-of-thumb for the other choices ($k = 6$, $m = \sqrt{d}$, $B = 300$).

4.2 Conditional Entropy Experiments In this section, we perform simulations to demonstrate that the Uncertainty Forests provide good estimates of conditional entropy in low- and high-dimensional settings. We first compare the effect honesty and robust finite sampling each have on estimating the posterior distributions. Consider the following setting: let each Y_i be Bernoulli with 50% probability to be either $+1$ or -1 ; let each X_i be normally distributed with mean $Y_i \times \mu$ and variance one, where μ is a parameter controlling effect size. A CART random forest, random forest with honest subsampling, and Uncertainty Forest (using both honest sampling and finite sample correction) are trained on data drawn from the above distribution with $\mu = 1$. We estimate posterior distributions as described in Algorithm 1 and plot the posterior for $y = 1$ in Figure 1.

As x increases, the probability that \hat{y} is one increases. Thus, unsurprisingly, all random forest algorithms have $P(Y = 1)$ decrease to 0 as x becomes more negative, and increase to 1 as x becomes more positive. However, the posterior estimated from Uncertainty Forests has significantly lower variance than both normal CART forests and honest forests (Figure 1, right).

These better posterior estimates from Uncertainty Forests carry over to better estimates of conditional entropy. The top two plots of Figure 2 show that Uncertainty Forest estimates converge to truth as sample size increases, whereas honest forest estimates and CART forest estimates are biased. All three algorithms behave as expected when the effect size (μ) increases: they all converge to zero conditional entropy. CART forests, however, exhibit a bias for small effect size.

For the high-dimensional experiment, X_i 's are multivariate Gaussians, where the mean of the first

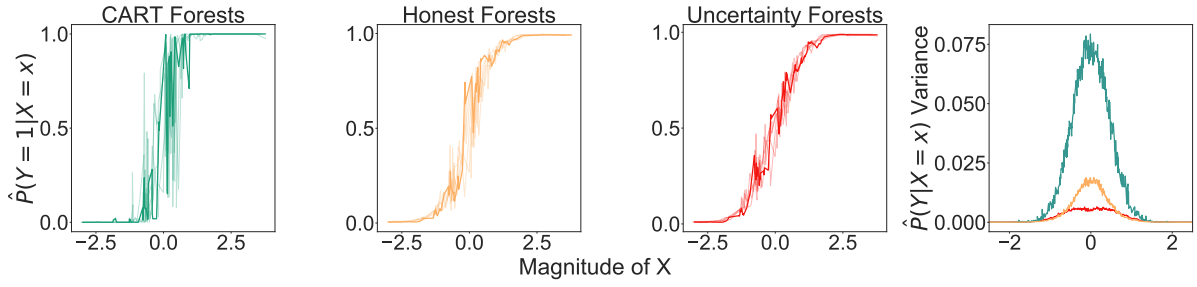


Figure 1: Comparison of estimated posterior distributions using random forest algorithms. Left plots show posterior distribution of $Y = 1$ given x from CART, honest, and UF. Five trials are plotted for each algorithm. Right-most plot shows variance, over 500 trials, of posterior estimates vs x . $\mu = 1, n = 10,000$ for all plots.

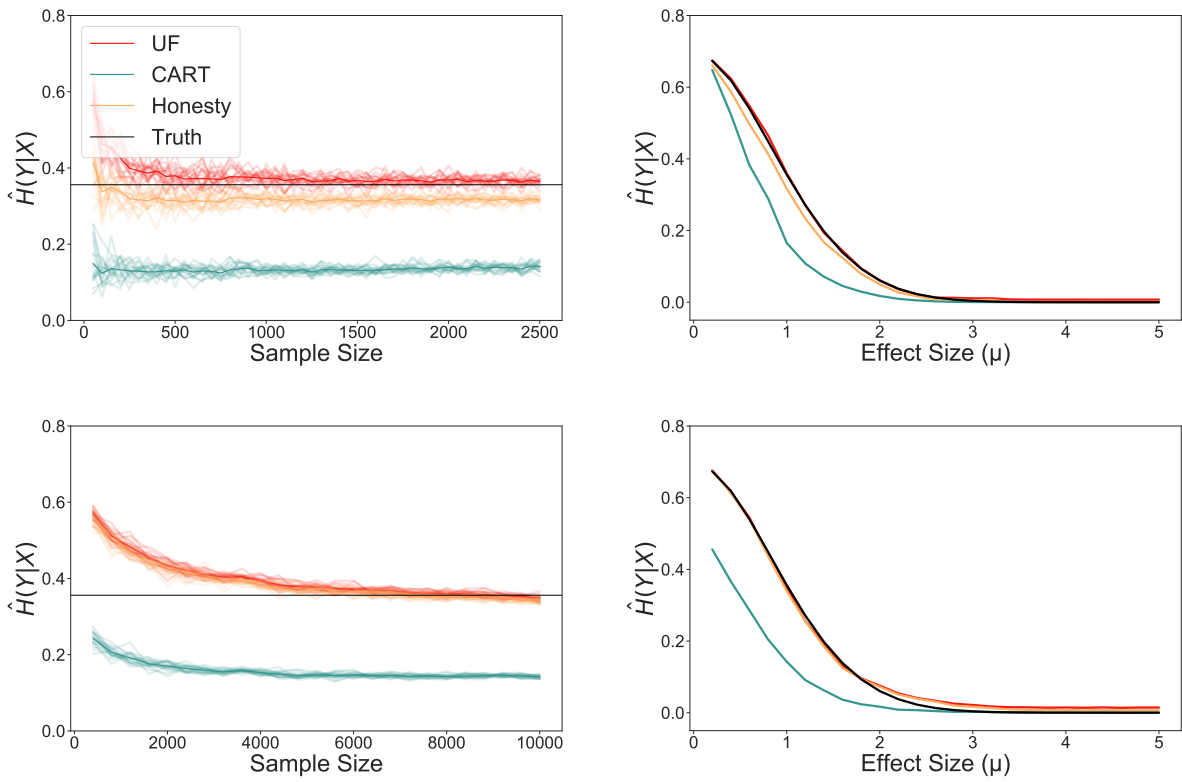


Figure 2: Behavior of random forest estimates for conditional entropy. Top plots are for $d = 1$; bottom plots are for $d = 40$. The left plot shows estimates vs. increasing sample size ($\mu = 1$). Twenty trials are plotted with high transparency to show variance. Right plot shows estimates vs. increasing μ ($n = 6000$ for $d = 1$ and $n = 10,000$ for $d = 40$).

dimension is still $y \times \mu$ but each additional dimension has mean 0 and identity covariance¹:

$$X_i \sim \mathcal{N}(\underbrace{(Y_i \mu, 0, \dots, 0)}_d, \underbrace{I}_{\text{Identity matrix}}),$$

¹Because each added dimension is noise, the conditional entropy does not change. This allows us to compare behavior of our forest estimates to truth [24].

where $\mathcal{N}(\theta, \Sigma)$ refers to the Gaussian distribution with mean $\theta \in \mathbb{R}^d$ and covariance matrix $\Sigma \in \mathbb{R}^{d \times d}$. Bottom plots for Figure 2 show that when $d = 40$, the Uncertainty Forest estimate still converges to truth as sample size increases. Interestingly, the bias in honest forests is also improved in this multi-dimensional setting, whereas CART forests remain highly biased.

4.3 Mutual Information Experiments We compare UF to the KSG and mixed KSG estimators of mutual information [5, 12]. We consider five simulation settings in two dimensions, all based on mixtures of Gaussians with equal priors, unless otherwise specified. We compute normalized mutual information, $I(X, Y) / \min\{H(X), H(Y)\}$, for each setting when $d = 6$ and $d = 40$; each added dimension is an independent, standard Gaussian. Again, because every additional dimension is noise, mutual information does not change [24].

Spherical Gaussians The following process is a mixture of two Gaussians centered at $-\mu$ and μ , respectively. The μ parameter controls the effect size while $y \in \{-1, +1\}$ controls the class.

$$X | Y = y \sim \mathcal{N}((y\mu, 0)^\top, I).$$

Elliptical Gaussians To demonstrate that Uncertainty Forests can achieve accurate estimates even when the discriminant boundary is non-linear

$$X | Y = 1 \sim \mathcal{N}\left((\mu, 0)^\top, \begin{bmatrix} 3 & 0 \\ 0 & 1 \end{bmatrix}\right), \quad X | Y = -1 \sim \mathcal{N}((-\mu, 0)^\top, I).$$

Imbalanced Classes Same as ‘‘Spherical Gaussians’’ except the class probabilities vary from zero to one, and $\mu = 1$, to demonstrate that Uncertainty Forests do not require equal classes.

Truncated Gaussians We truncate the Gaussians so that when the first dimension of x is positive the class label is always 1; otherwise, it is -1 . This renders normalized mutual information to be one, no matter the effect size. This demonstrates that Uncertainty Forest does not require Gaussian distributions.

Three Classes To demonstrate the efficacy of Uncertainty Forests in greater than two classes.

$$X | Y = 0 \sim \mathcal{N}((0, \mu)^\top, I), \quad X | Y = 1 \sim \mathcal{N}((\mu, 0)^\top, I), \quad X | Y = 2 \sim \mathcal{N}((-\mu, 0)^\top, I).$$

Figure 3 shows the performance of each estimator. When $d = 6$, Uncertainty Forests, KSG, and mixed KSG all do reasonably well. However, when the Gaussians are truncated, the KSG estimator is not able to discern the separating boundary. The mixed KSG does better but still suffers a bias when the two classes are close (μ is small). Only the Uncertainty Forest estimator tends to get the mutual information correct. When $d = 40$, the KSG estimator suffers a significant bias, while the mixed KSG drops to 0 completely for all settings. In the three class case, the KSG suffers a worse bias in both low- and high-dimensional settings. On the other hand, the Uncertainty Forest estimator is robust to high-dimensional noise: its estimate is nearly equal to the truth in essentially all settings

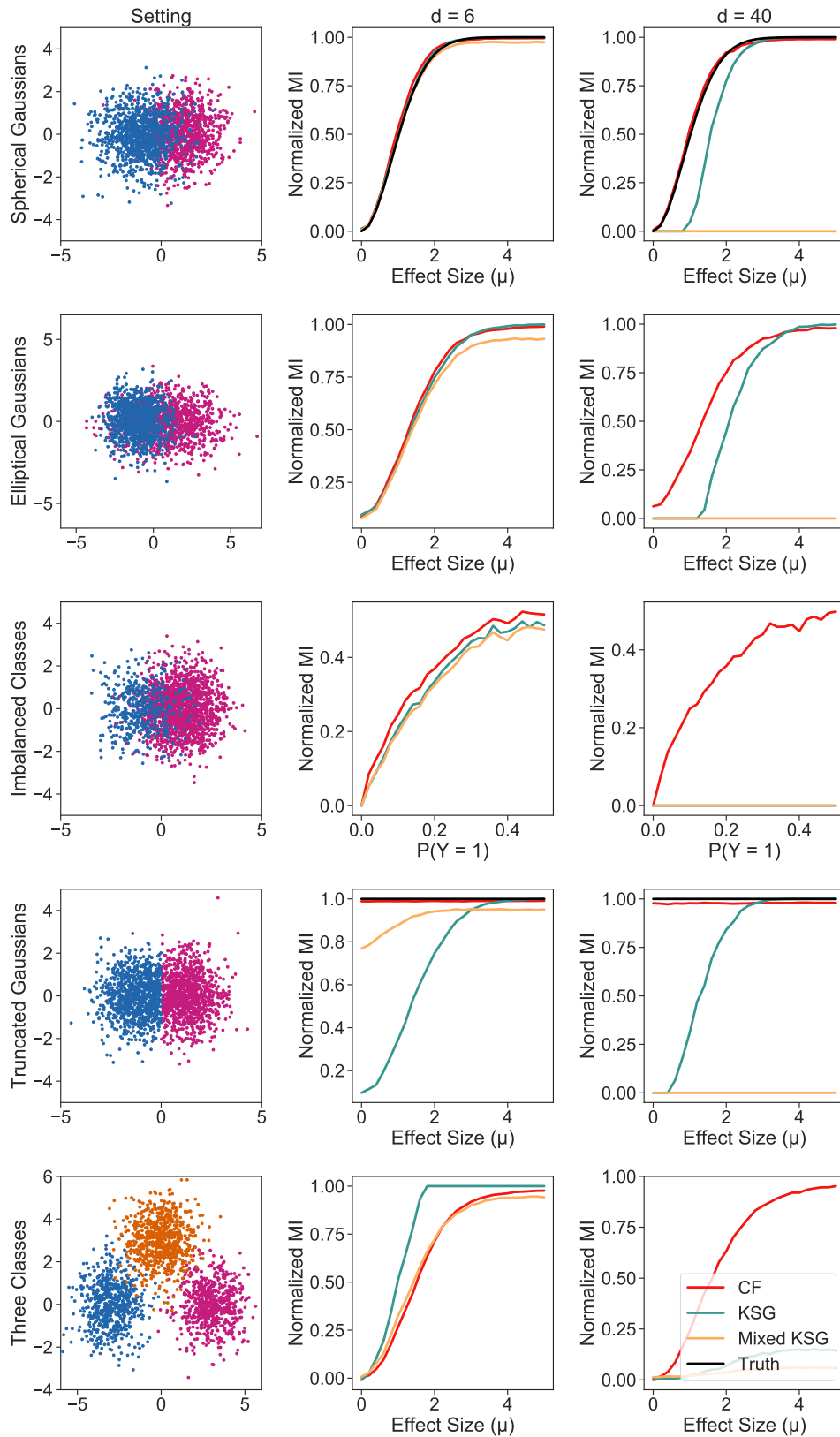


Figure 3: Mutual information estimates in five different (“near”) Gaussian settings. Left: an example sample for each setting. Middle and Right: normalized mutual information estimates for $d = 6$ and $d = 40$, respectively. See main text for equations.

Table 1: Normalized mutual information estimates for neuron type and neural features.

Algorithm	Mutual Information
UF	.6485
KSG	.2434
Mixed KSG	.0468

5 Mutual Information in *Drosophila* Neural Network (Connectome) An immediate application of our random forest estimate of conditional entropy is measuring information contained in neuron types for the larval *Drosophila* mushroom body (MB) connectome [25]. This dataset, obtained via serial section transmission electron microscopy, provides a real and important opportunity for investigating synapse-level structural connectome modeling [26].

This connectome consists of 213 different neurons ($n = 213$) in four distinct cell types: Kenyon Cells (KC), Input Neurons (MBIN), Output Neurons (MBON), and Projection Neurons (PN). Each neuron comes with a mixture of categorical and continuous features (claw, age, dist, cell type) ($d = 4$), where "claw" refers to the number of dendritic claws for Kenyon cells, and "dist" refers to distance from the neuron to the neuropil. An important scientific question is the extent to which different neuron types correspond to various neuron features. We can compute normalized mutual information with Y as the neuron type and X as the other features. Because neuron type has been a qualitative categorical assignment based on gross morphological features, we expect mutual information to be high. Thus, the Uncertainty Forest method is well-suited to the task as it is able to detect far more shared information between neuron type and neural features than KSG or Mixed KSG (Table 1).

6 Conclusion We present Uncertainty Forest, a nonparametric method of consistently estimating conditional entropy through randomized decision trees. Empirically, Uncertainty Forest performs well in low- and high-dimensional settings. Furthermore, when extending our estimator to estimate mutual information, Uncertainty Forest performs better than the mixed KSG and KSG estimators in a variety of settings. In machine learning and statistics, researchers are afforded new avenues for intelligent feature selection, while in biology and neuroscience, scientists can find links between covariates and various medical classifications.

Although this paper focuses on categorical Y , it is easy to modify the Uncertainty Forest algorithm for continuous Y as well. Computing the posterior distribution $\hat{P}(Y|X = x)$ when Y is continuous can be accomplished with a kernel density estimate instead of simply binning the probabilities. When Y is multivariate, a heuristic approach such as subsampling Y dimensions or using multivariate random forests can be explored.

On the theoretical side, important next steps include rigorous proofs for convergence rates. Studying the behavior of Uncertainty Forest estimates in more complicated nonlinear, high-dimensional settings should be explored as well. Practical applications such as dependence testing and k -sample testing for high-dimensional, nonlinear data will be natural applications for these information theoretic estimates.

Acknowledgements The authors are grateful for the support by the XDATA program of the Defense Advanced Research Projects Agency (DARPA) administered through Air Force Research Laboratory contract FA8750-12-2-0303, and DARPA's Lifelong Learning Machines program through contract FA8650-18-2-7834, and the National Science Foundation award DMS-1921310.

References

- [1] J. H. Zhang, T. D. Chung, and K. R. Oldenburg. A simple statistical parameter for use in evaluation and validation of high throughput screening assays. *J Biomol Screen*, 4(2):67–73, 1999.

- [2] J. W. Prescott. Quantitative imaging biomarkers: the application of advanced image processing and analysis to clinical and preclinical decision making. *J Digit Imaging*, 26(1):97–108, February 2013.
- [3] J. Pearl. *Causality: Models, Reasoning, and Inference*. Cambridge University Press, New York, NY, USA, 2000. ISBN 0-521-77362-8.
- [4] Mohamed Ishmael Belghazi, Aristide Baratin, Sai Rajeshwar, Sherjil Ozair, Yoshua Bengio, Aaron Courville, and Devon Hjelm. Mutual information neural estimation. In Jennifer Dy and Andreas Krause, editors, *Proceedings of the 35th International Conference on Machine Learning*, volume 80 of *Proceedings of Machine Learning Research*, pages 531–540, Stockholm, Sweden, 10–15 Jul 2018. PMLR. URL <http://proceedings.mlr.press/v80/belghazi18a.html>.
- [5] Weihao Gao, Sreeram Kannan, Sewoong Oh, and Pramod Viswanath. Estimating mutual information for discrete-continuous mixtures. In I. Guyon, U. V. Luxburg, S. Bengio, H. Wallach, R. Fergus, S. Vishwanathan, and R. Garnett, editors, *Advances in Neural Information Processing Systems 30*, pages 5986–5997. Curran Associates, Inc., 2017. URL <http://papers.nips.cc/paper/7180-estimating-mutual-information-for-discrete-continuous-mixtures.pdf>.
- [6] N. Meinshausen. Quantile regression forests. *Journal of Machine Learning Research*, 7:983–999, 2006.
- [7] M. Denil, D. Matheson, and N. De Freitas. Narrowing the gap: Random forests in theory and in practice. In Eric P. Xing and Tony Jebara, editors, *Proceedings of the 31st International Conference on Machine Learning*, volume 32 of *Proceedings of Machine Learning Research*, pages 665–673, Jun 2014.
- [8] J. Beirlant, E. J. Dudewicz, L. Györfi, and E. C. Van Der Meulen. Nonparametric entropy estimation: An overview. *International Journal of Mathematical and Statistical Sciences*, 6(1): 17–39, 1997. URL <http://citeseerx.ist.psu.edu/viewdoc/download?doi=10.1.1.87.5281&rep=rep1&type=pdf>.
- [9] Nikolai Leonenko, Luc Pronzato, and Vippal Savani. Estimation of entropies and divergences via nearest neighbors, 2008.
- [10] Thomas B. Berrett, Richard J. Samworth, and Ming Yuan. Efficient multivariate entropy estimation via k -nearest neighbour distances. *Ann. Statist.*, 47(1):288–318, 02 2019. doi: 10.1214/18-AOS1688. URL <https://doi.org/10.1214/18-AOS1688>.
- [11] K. Sricharan, D. Wei, and A. O. Hero. Ensemble estimators for multivariate entropy estimation. *IEEE Trans Inf Theory*, 59(7):4374–4388, Jul 2013.
- [12] Alexander Kraskov, Harald Stögbauer, and Peter Grassberger. Estimating mutual information. *Phys. Rev. E*, 69:066138, Jun 2004. doi: 10.1103/PhysRevE.69.066138. URL <https://link.aps.org/doi/10.1103/PhysRevE.69.066138>.
- [13] Andrew M. Fraser and Harry L. Swinney. Independent coordinates for strange attractors from mutual information. *Phys. Rev. A*, 33:1134–1140, Feb 1986. doi: 10.1103/PhysRevA.33.1134. URL <https://link.aps.org/doi/10.1103/PhysRevA.33.1134>.
- [14] Kirthevasan Kandasamy, Akshay Krishnamurthy, Barnabas Poczos, Larry Wasserman, and James M. Robins. Nonparametric von mises estimators for entropies, divergences and mutual informations. In C. Cortes, N. D. Lawrence, D. D. Lee, M. Sugiyama, and R. Garnett, editors, *Advances in Neural Information Processing Systems 28*, pages 397–405. Curran Associates, Inc., 2015. URL <http://papers.nips.cc/paper/5911-nonparametric-von-mises-estimators-for-entropies-divergences-and-mutual-informations.pdf>.
- [15] Shuyang Gao, Greg Ver Steeg, and Aram Galstyan. Efficient estimation of mutual information for strongly dependent variables. *CoRR*, abs/1411.2003, 2014. URL <http://arxiv.org/abs/1411.2003>.
- [16] L. Breiman. Random forests. *Machine Learning*, 45(1):5–32, Oct 2001. ISSN 1573-0565.
- [17] Manuel Fernández-Delgado, Eva Cernadas, Senén Barro, and Dinani Amorim. Do we need hun-

- dreds of classifiers to solve real world classification problems? *Journal of Machine Learning Research*, 15:3133–3181, 2014.
- [18] Bingguo Li, Xiaojun Chen, Mark Junjie Li, Joshua Zhexue Huang, and Shengzhong Feng. Scalable random forests for massive data. In *Proceedings of the 16th Pacific-Asia Conference on Advances in Knowledge Discovery and Data Mining - Volume Part I*, PAKDD'12, pages 135–146, Berlin, Heidelberg, 2012. Springer-Verlag. ISBN 978-3-642-30216-9. doi: 10.1007/978-3-642-30217-6_12. URL http://dx.doi.org/10.1007/978-3-642-30217-6_12.
- [19] Susan Athey, Julie Tibshirani, and Stefan Wager. Generalized random forests. *Ann. Stat.*, 47(2): 1148–1178, April 2019. URL <https://projecteuclid.org/euclid.aos/1547197251>.
- [20] Stefan Wager and Susan Athey. Estimation and inference of heterogeneous treatment effects using random forests. *Journal of the American Statistical Association*, 113(523):1228–1242, 2018. doi: 10.1080/01621459.2017.1319839. URL <https://doi.org/10.1080/01621459.2017.1319839>.
- [21] J. T. Vogelstein, W. Gray Roncal, R. J. Vogelstein, and C. E. Priebe. Graph classification using signal-subgraphs: Applications in statistical connectomics. *IEEE Transactions on Pattern Analysis and Machine Intelligence*, 35(7):1539–1551, July 2013. ISSN 0162-8828.
- [22] T. Hastie, R. Tibshirani, and J. Friedman. *The Elements of Statistical Learning*. Springer Series in Statistics. Springer New York Inc., New York, NY, USA, 2001.
- [23] Philipp Probst, Anne-Laure Boulesteix, and Bernd Bischl. Tunability: Importance of hyperparameters of machine learning algorithms. *Journal of Machine Learning Research*, 20(53):1–32, 2019. URL <http://jmlr.org/papers/v20/18-444.html>.
- [24] A. Ramdas, S. J. Reddi, B. Póczos, A. Singh, and L. Wasserman. On the decreasing power of kernel and distance based nonparametric hypothesis tests in high dimensions. *AAAI*, pages 3571–3577. AAAI Press, 2015.
- [25] K. Eichler, F. Li, A. Litwin-Kumar, Y. Park, I. Andrade, C. M. Schneider-Mizell, T. Saumweber, A. Huser, C. Eschbach, B. Gerber, R. D. Fetter, J. W. Truman, C. E. Priebe, L. F. Abbott, A. S. Thum, M. Zlatic, and A. Cardona. The complete connectome of a learning and memory centre in an insect brain. *Nature*, 548(7666):175–182, 08 2017.
- [26] Joshua T Vogelstein, Eric W Bridgeford, Benjamin D Pedigo, Jaewon Chung, Keith Levin, Brett Mensh, and Carey E Priebe. Connectal coding: discovering the structures linking cognitive phenotypes to individual histories. *Curr. Opin. Neurobiol.*, 55:199–212, May 2019. URL <http://dx.doi.org/10.1016/j.conb.2019.04.005>.
- [27] P. Langley. Crafting papers on machine learning. In Pat Langley, editor, *Proceedings of the 17th International Conference on Machine Learning (ICML 2000)*, pages 1207–1216, Stanford, CA, 2000. Morgan Kaufmann.
- [28] Leo Breiman. *Classification and Regression Trees*. Routledge, 1984.
- [29] S. Athey, J. Tibshirani, and S. Wager. Generalized random forests. *Annals of Statistics*, 47(2): 1148–1178, 2019.
- [30] J. T. Vogelstein, Q. Wang, E. Bridgeford, C. E. Priebe, M. Maggioni, and C. Shen. Discovering and deciphering relationships across disparate data modalities. *eLife*, 8:e41690, 2019. doi: 10.7554/elife.41690.
- [31] B. W. Silverman. Weak and strong uniform consistency of the kernel estimate of a density and its derivatives. *Annals of Statistics*, 6(1):177–184, Jan 1978.
- [32] K. F. Wallis. A note on the calculation of entropy from histograms. Oct 2006.

7 Appendix In this section, we present consistency results regarding estimation of conditional entropy and mutual information via Uncertainty Forest. The argument follows as a nearly direct consequence of Athey et al. [19], in which random forests that are grown according to some specifications, and solve locally weighted estimating equations are consistent and asymptotically Gaussian. We first summarize the notation and main result of Athey et al. [19]. Let $\theta(x)$ be a parameter that is defined as the solution to some equation $M_\theta(x) = 0$. For example, in estimating the conditional mean $\theta(x) = \mathbb{E}[Y | X = x]$, we can use

$$M_\theta(x) = \mathbb{E}[Y | X = x] - \theta(x) = 0.$$

To simplify notation, we suppress the dependency of x in θ and simply write $\theta = \theta(x)$ wherever this dependency can be deduced from the context. To develop a sample estimate for θ , we start with a sample score function ψ_θ such that

$$\mathbb{E}[\psi_\theta(Y) | X = x] = M_\theta(x).$$

Now, let us be given a dataset $\{(X_1, Y_1), \dots, (X_n, Y_n)\}$. The sample estimate $\hat{\theta}$ solves a locally weighted estimating equation

$$\sum_{i=1}^n \alpha_i(x) \psi_\theta(Y_i) = 0.$$

In the case of conditional mean estimation, we will have $\psi_\theta(Y) = Y - \theta$. The $\alpha_i(x)$'s weigh highly observations with X_i close to x , as to approximate the conditional expectation of $\psi_\theta(Y)$, or $M_\theta(x)$. In a random forest, these weights amount to being the empirical probability that the test point x shares a leaf with each training point X_i . Athey et al. [19] have shown such a method to be consistent for the estimation of $\theta(x)$. For such a result to be used for our purpose of estimating conditional entropy, we define $M_\theta(x)$ as

$$\begin{aligned} M_\theta(x) &= H(Y | X = x) - \theta \\ &= \mathbb{E}[-\log p(Y | X) | X = x] - \theta \\ &= \mathbb{E}[-\log p(Y | x) | X = x] - \theta \\ &= 0. \end{aligned}$$

We clarify that the only random variables in the expectation are X and Y , with X being conditioned to be equal to x , and Y being averaged out. The probability measure is taken with respect to an independent copy of Y given X . Given this conditional function $\theta(x)$, we have the conditional entropy written as

$$\begin{aligned} H(Y | X) &= \mathbb{E}_{X'}[H(Y | X = X')] \\ &= \mathbb{E}_{X'}[\theta(X')]. \end{aligned}$$

In this construction, we are unable to define ψ_θ without knowing the true distribution governing (X, Y) . That is, we would have

$$\psi_\theta(Y, X) = -\log p(Y | X).$$

Another note is that $\psi_\theta(Y)$ is typically written (as in Athey et al. [19]) as a function of only the output variable Y , as in the conditional mean setting, whereas we have written ψ_θ as also dependent on input variable X . This does not affect the analysis, as X can be "appended" to the Y and be treated as an

output. For this reason, we will suppress dependence on X and write $\psi_\theta(Y)$ henceforth. Because we cannot write such a ψ_θ , we will estimate ψ_θ using a data-dependent $\tilde{\psi}_\theta$, where $\hat{\theta}$ is chosen to solve

$$\sum_{i=1}^n \alpha_i(x) \tilde{\psi}_\theta(Y_i) = 0,$$

where (X_i, Y_i) are taken to be in the estimation set. This $\tilde{\psi}_\theta$ will replace the true posterior probability with the estimated posterior from Algorithm 1

$$\tilde{\psi}_\theta(Y) = \hat{p}(Y | X).$$

Similarly, $\tilde{\theta}$ will be chosen to solve

$$\tilde{M}_\theta(x) = \mathbb{E}[\tilde{\psi}_\theta(Y) | X = x].$$

We will show that $\tilde{M}_\theta(x) \rightarrow M_\theta(x)$ in probability. Thus, we will have $\hat{\theta} \rightarrow \tilde{\theta}$ and $\tilde{\theta} \rightarrow \theta$ in probability.

We first confirm that the finite-sample corrected posterior $\hat{p}_b^*(y | x)$ approaches the uncorrected $\hat{p}_b(y | x)$ for large n . Assume that X is supported on all of \mathbb{R}^d and that the minimum leaf size $k \rightarrow \infty$.

Lemma 3. *The difference between the corrected and uncorrected probability estimates goes to zero in probability as $n \rightarrow \infty$, that is*

$$\begin{aligned} \hat{p}_b(y | x) - \hat{p}_b^*(y | x) &\xrightarrow{P} 0, \\ \hat{p}(y | x) - \hat{p}^*(y | x) &\xrightarrow{P} 0. \end{aligned}$$

Proof. For tree b , in the cases where $0 < \hat{p}_b(y | x) < 1$, we have $\hat{p}_b^*(y | x) - \hat{p}_b(y | x) = 0$. Otherwise, for $\hat{p}_b(y | x) = 0$

$$\hat{p}_b^*(y | x) - \hat{p}_b(y | x) = \frac{1}{KN_b(x)} \xrightarrow{P} 0.$$

Similarly, the constant $c = \frac{|\{y: \hat{p}_b(y|x)=0\}|}{KN_b(x)} \rightarrow 0$ in probability. Thus, for $\hat{p}_b(y | x) \neq 0$,

$$|\hat{p}_b^*(y | x) - \hat{p}_b(y | x)| = |c \cdot \hat{p}_b(y | x)| \leq c \rightarrow 0$$

as $N_b(x) \rightarrow \infty$. The estimate $\hat{p}^*(y | x) = \frac{1}{B} \sum_{b=1}^B \hat{p}_b^*(y | x)$ is a finite average of the $\hat{p}_b^*(y | x)$, thus the convergence in probability is inherited. ■

Second, we require that our estimated posteriors converge to the true posteriors. This can be done by application of Theorem 3 from Athey et al. [19].

Lemma 4. *Assume that $p(y|x)$ is Lipschitz continuous for all $x \in \mathbb{R}^d$. Then, for all $y \in \{1, \dots, K\}$, $\hat{p}(y | x) \xrightarrow{P} p(y | x)$ as $n \rightarrow \infty$.*

Proof. For a fixed (x, y) , we can define θ as the solution to

$$M_\theta(x) = p(y | x) - \theta = 0.$$

The sample equivalent is thus

$$\psi_\theta(Y) = \mathbb{1}[Y = y] - \theta,$$

and we have that

$$\mathbb{E}[\psi_\theta(Y) | X = x] = M_\theta(x).$$

Because our forest is learned according to Specification 1 in Athey et al. [19], we must confirm Assumptions 1 - 6 from Section 3 in that paper to apply their result. Only Assumption 1 is a proper assumption on the distribution, whereas the remaining are confirmed true based on our choice of M_θ and ψ_θ .

1. For fixed θ , $M_\theta(x)$ is Lipschitz in x . We take this as a standard assumption on the joint distribution of (X, Y) .
2. For fixed x , $M_\theta(x)$ is twice continuously differentiable in θ , $\frac{\partial^2 M_\theta}{\partial \theta^2} = 0$ and $\frac{\partial}{\partial \theta} M_\theta = -1$, which is invertible.
3. The function ψ_θ satisfies

$$\sup_{x \in \mathcal{X}} (\text{Var}[\psi_\theta(Y) - \psi_{\theta'}(Y)]) = \sup_{x \in \mathcal{X}} (\text{Var}[\mathbb{1}[Y = y] - \theta - (\mathbb{1}[Y = y] - \theta')]) = \sup_{x \in \mathcal{X}} (\text{Var}[\theta' - \theta]) = 0,$$

and hence $\sup_{x \in \mathcal{X}} (\text{Var}[\psi_\theta(Y) - \psi_{\theta'}(Y)]) \leq L \|\theta - \theta'\|$ for all θ, θ' and some $L \geq 0$.

4. The function ψ_θ is Lipschitz in θ .
5. The solution of

$$\sum_{i=1} \alpha_i(x) \psi_\theta(Y_i) = 0$$

exists. This is true by existence of $\hat{P}[Y' = y \mid X' = x]$.

6. The function ψ_θ is the negative subgradient of a convex function, and M_θ is the negative subgradient of a strongly convex function (with respect to θ). Choose

$$\begin{aligned} \Psi(\theta) &= -\frac{1}{2}(\mathbb{1}[Y = y] - \theta)^2, \\ \mathbf{M}(\theta) &= -\frac{1}{2}(p(y \mid x) - \theta)^2 \end{aligned}$$

as these functions.

Granting the above assumptions, by Theorem 3 of Athey et al. [19] we have for every x, y ,

$$\hat{p}(y \mid x) \xrightarrow{P} p(y \mid x). \quad \blacksquare$$

By Lemma 4 and the continuity of $-\log(\cdot)$, we also have the following result.

Corollary 5. For each $x \in \mathbb{R}^d$, $-\log \hat{p}(y \mid x) \xrightarrow{P} -\log p(y \mid x)$, $\tilde{M}_\theta(x) \xrightarrow{P} M_\theta(x)$, and $\tilde{\theta}(x) \xrightarrow{P} \theta(x)$.

With these facts in place, we are able to apply Theorem 3 of Athey et al. [19] once again, by defining our estimate in the form of a locally weighted estimating equation estimate. Indeed, adopting the same notation, with the original definitions of M_θ , ψ_θ , and $\tilde{\psi}_\theta$, reproduced below.

$$\begin{aligned} \tilde{\psi}_\theta(Y) &= -\log \hat{p}(y \mid x) - \theta \\ \tilde{M}_\theta(x) &= \mathbb{E}[-\log \hat{p}(y \mid X) - \theta \mid X = x] \\ \psi_\theta(Y) &= -\log p(Y \mid X) - \theta \\ M_\theta(x) &= \mathbb{E}[-\log p(Y \mid X) - \theta \mid X = x] \\ &= H(Y \mid X = x) - \theta(x). \end{aligned}$$

Assume that $\tilde{M}_\theta(x)$ and $M_\theta(x)$ are Lipschitz continuous in x , which is based on the joint distribution of (X, Y) .

Theorem 1 (Consistency of the conditional entropy estimate). Suppose that the conditional probability of Y given $X = x$ is Lipschitz continuous for all $x \in \mathbb{R}^d$. Then the conditional entropy estimate is consistent as $n, \nu \rightarrow \infty$, that is,

$$\hat{H}(Y \mid X) \xrightarrow{P} H(Y \mid X).$$

Proof of Theorem 1. By Lemma 4, we have $\tilde{\theta}(x) \xrightarrow{P} \theta(x) = H(Y | X = x)$. However, not having access to $p(x, y)$, we use the sample equivalent $\hat{\theta}(x)$, which solves the locally weighted estimating equation $\sum_{i=1}^{(1-\nu)n} \alpha_i \psi_{\theta}(Y) = 0$. It remains to be shown that $\hat{\theta} \xrightarrow{P} \tilde{\theta}$. This can be done by confirming Assumptions 1 - 6 for Theorem 3 of Athey et al. [19].

1. Assumption 1, the Lipschitz continuity of \tilde{M}_{θ} in x , is taken for granted.
2. $\frac{\partial^2}{\partial \theta^2} \tilde{M}_{\theta} = 0$, and $\frac{\partial}{\partial \theta} \tilde{M}_{\theta} = -1$, which is invertible, granting Assumption 2.
3. We compute the worst-case variogram γ .

$$\begin{aligned} \gamma(\theta, \theta') &= \sup_{x \in \mathcal{X}} |\text{Var}[\psi_{\theta}(Y) - \psi_{\theta'}(Y) | X = x]| \\ &= \sup_{x \in \mathcal{X}} |\text{Var}[-\log \hat{p}(Y | X) - \theta - (-\log \hat{p}(Y | X) - \theta') | X = x]| \\ &= \sup_{x \in \mathcal{X}} |\text{Var}[\theta' - \theta | X = x]| \\ &= 0, \end{aligned}$$

granting Assumption 3.

4. Choose $\psi_{\theta}(Y)$ is itself Lipschitz in θ , granting Assumption 4.
5. $\hat{\theta}(x) = \sum_i \alpha_i \log \hat{p}(Y | x)$ is the unique solution to the locally weighted estimating equations, granting Assumption 5.
6. $\psi_{\theta}(y) = -\frac{\partial}{\partial \theta} (-\log \hat{p}(y | X = x) - \theta)^2$ and $\tilde{M}_{\theta} = -\frac{\partial}{\partial \theta} (\mathbb{E}[-\log \hat{p}(Y | X) | X = x] - \theta)^2$, granting Assumption 6.

Finally, letting the tree be formed in accordance with Specification 1 from Athey et al. [19], we have $\hat{\theta} \rightarrow_p \tilde{\theta}$, and thus $\hat{\theta} \rightarrow_p \theta$. The estimator for the conditional entropy is of the form

$$\hat{H}(Y | X) = \frac{1}{\nu} \sum_{i \in \mathcal{D}_{\nu}} \hat{\theta}(X_i).$$

Because \mathcal{Y} is a finite set of K classes, the $|\hat{\theta}(x)| = |\hat{H}(Y | X = x)|$ estimate is dominated for all x and n by $\log K$. Thus by the Dominated Convergence Theorem, the consistency of the $\hat{\theta}$ for θ pointwise, and the weak law of large numbers we have

$$\hat{H}(Y | X) \rightarrow_p \mathbb{E}_X[\theta(X)] = H(Y | X).$$

as $n \rightarrow \infty$, which is the desired result. ■

The second result concerns the mutual information estimate. The entropy $H(Y)$ is estimated in the natural way, as in

$$\hat{H}(Y) = - \sum_{y \in \mathcal{Y}} \hat{p}(y) \log \hat{p}(y)$$

where $\hat{p}(y) = \frac{1}{n} \sum_{i=1}^n \mathbb{1}\{Y_i = y\}$. Consequently, the mutual information is estimated as

$$\hat{I}(X, Y) = \hat{H}(Y) - \hat{H}(Y | X).$$

Consider the same assumptions as Theorem 1.

Theorem 2 (Consistency of the mutual information estimate). $\hat{I}(X, Y) \rightarrow_p I(X, Y)$ as $n, \nu \rightarrow \infty$.

Proof. For *i.i.d.* observations of Y_i , it is clear that $\hat{H}(Y)$ is a consistent estimate for $H(Y)$. By Theorem 1 we have the consistency of $\hat{H}(Y | X)$ for $H(Y | X)$. Thus, the consistency of $\hat{I}(X, Y)$ follows immediately. ■