

Tutorial: Complexity analysis of Singular Value Decomposition and its variants

Xiaocan Li Shuo Wang Yinghao Cai
 Institute of Automation, Chinese Academy of Sciences
 University of Chinese Academy of Sciences
 {lixiaocan2017, shuo.wang, yinghao.cai}@ia.ac.cn

October 15, 2019

Abstract

We compared the regular Singular Value Decomposition (SVD), truncated SVD, Krylov method and Randomized PCA, in terms of time and space complexity. It is well-known that Krylov method and Randomized PCA only performs well when $k \ll n$, i.e. the number of eigenpair needed is far less than that of matrix size. We compared them for calculating all the eigenpairs. We also discussed the relationship between Principal Component Analysis and SVD.

1 Introduction

Dimensionality reduction has always been a trendy topic in machine learning. Linear subspace method for reduction, e.g., Principal Component Analysis and its variation have been widely studied[16, 21, 23], and some pieces of literature introduce probability and randomness to realize PCA[11, 12, 14, 18, 20]. However, linear subspace is not applicable when the data lies in a non-linear manifold[2, 15]. Due to the direct connection with PCA, Singular Value Decomposition (SVD) is one of the most well-known algorithms for low-rank approximation[9, 19], and it has been widely used throughout the machine learning and statistics community. Some implementations of SVD are solving least squares[10, 22], latent semantic analysis[7, 13], genetic analysis, matrix completion[3, 4, 5, 17], data mining[1, 6] etc. However, when it comes to a large scale matrix, the runtime of traditional SVD is intolerable and the memory usage could be enormously consuming.

Notations: we have a matrix A with size $m \times n$, usually $m \gg n$. Our goal is to find the Principal Components (PCs) given the cumulative explained variance threshold t .

Assumptions: In this tutorial, every entry of matrix A is real-valued; W.l.o.g., assume $m \gg n$ and A has zero mean over each feature.

For your information, either each column or row of A could represent an example, and the definition will be specified when necessary.

In the traditional approach of PCA, we need to compute the covariance matrix S , then perform the eigen-decomposition on S . By selecting the top K largest eigenvalues and corresponding eigenvectors, we get our Principal Components (PCs). Nevertheless, if each column of A is an example and the row size of A is tremendously large, saving even larger covariance matrix into memory is expensive, let alone the eigen-decomposition process.

2 Preliminary knowledge

2.1 Singular Value Decomposition (SVD)

Any real or complex matrix can be approximated over the summation of a series of rank-1 matrix. In SVD, we have

$$A = U\Sigma V^T$$

where

$$\begin{aligned} U &= [u_1 \cdots u_n] \in \mathbb{R}^{m \times n} \\ \Sigma &= \text{diag}(\sigma_1 \cdots \sigma_n) \in \mathbb{R}^{n \times n} \\ V &= [v_1 \cdots v_n] \in \mathbb{R}^{n \times n} \end{aligned}$$

Here U and V are orthogonal matrices, i.e.

$$\begin{aligned} U^T U &= I_n \\ U U^T &= I_m \\ V^T V &= V V^T = I_n \end{aligned}$$

We could also rewrite SVD as following

$$A v_i = \sigma_i u_i, i = 1 \cdots n \quad (1)$$

Geometrically speaking, the matrix A rotates the unit vector v_i to u_i and then stretches the Euclidean norm of u_i with a factor of σ_i .

The orthogonal matrices U and V can be obtained by eigen-decomposition of matrix AA^T and $A^T A$, and the singular values σ_i 's are the square root of the eigenvalues of AA^T or AA^T .

Proof:

$$AA^T = U\Sigma V^T V \Sigma^T U^T = U\Sigma^2 U^T \quad (2)$$

$$A^T A = V\Sigma^T U^T U \Sigma V^T = V\Sigma^2 V^T \quad (3)$$

Set $\Lambda = \Sigma^2 = \text{diag}(\sigma_1^2 \cdots \sigma_n^2)$, i.e.

$$\lambda_i = \sigma_i^2 \quad (4)$$

We could rewrite Eq. (2) and Eq. (3) as

$$AA^T u_i = \lambda_i u_i \quad (5)$$

$$A^T A v_i = \lambda_i v_i \quad (6)$$

Therefore, the column vectors of U and V are the eigenvectors (with the unit norm) of AA^T and $A^T A$, respectively. Moreover, the eigenvalues λ_i are square of singular values σ_i , as in Eq. (4). In other words, the square root of eigenvalues are singular values.

2.2 Relations with PCA

If each column of A represents an example or data point, set $Y = U^T A$ to our transformed data points, where U is the left singular matrix in SVD. The covariance matrix of Y is

$$\text{cov}(Y) = YY^T = U^T AA^T U = U^T U \Sigma^2 U^T U = \Sigma^2 \quad (7)$$

If each row of A represents an example or data point, set $Y = AV$ to our transformed data points, where V is the right singular matrix in SVD. The covariance matrix of Y is

$$\text{cov}(Y) = Y^T Y = V^T A^T A V = V^T V \Sigma^2 V^T V = \Sigma^2 \quad (8)$$

It means the transformed data Y are uncorrelated. Therefore, the column vectors of orthogonal matrix U in SVD are the projection bases for Principal Components.

2.3 Truncated SVD

Although the derivation of SVD is clear theoretically, practically speaking, however, it is unwise to do eigen-decomposition on matrix AA^T , as it has a tremendous size of $m \times m$, which will deplete memory and cost a great amount of time. On the contrary, the matrix $A^T A$ only has a size of $n \times n$, thus it is plausible that we compute orthogonal matrix V first. Then we can plug the Eq. (1) into Eq. (4) and get

$$u_i = \frac{Av_i}{\sqrt{\lambda_i}}, i = 1 \cdots n \quad (9)$$

This equation is the key to improving time and space efficiency because we do not perform eigen-decomposition on huge matrix $AA^T \in \mathbb{R}^{m \times m}$, which takes $\mathcal{O}(m^3)$ time and $\mathcal{O}(m^2)$ space.

Then we column-wisely combine u_i to get U , and the same for v_i to form V . For Σ , it is $\text{diag}(\sqrt{\sigma_1} \cdots \sqrt{\sigma_n})$.

2.4 PCA Evaluation

In Section 2, we have proved that the column vectors of orthogonal matrix U or V in SVD are the projection bases for PCA. In the literature of PCA, there are many criteria for evaluating the residual error, e.g., Frobenius norm and induced L_2 norm of the difference matrix (original matrix minus approximated matrix), explained variance and cumulative explained variance.

Usually, we use the cumulative explained variance criterion for evaluation.

cumulative explained variance criterion: Given the threshold t , find the minimal integer K such that

$$\frac{\sum_{i=1}^K \lambda_i}{\sum_{i=1}^n \lambda_i} \geq t \quad (10)$$

where each λ_i is the eigenvalue of matrix $A^T A$ or AA^T . Every $\lambda_i = \sigma_i^2$ indicates the variance in principal axis, this is why the criterion is named cumulative explained variance.

For those SVD or PCA algorithms who do not obtain all the eigenvalues or can not get accurate them accurately, it seems that the denominator term $\sum_{i=1}^n \lambda_i$ can not be calculated. Actually, the sum of all eigenvalues can be done by

$$\sum_{i=1}^n \lambda_i = \text{tr}(A^T A) = \text{tr}(AA^T) = \|A\|_F^2 = \sum_{i,j} a_{ij}^2 \quad (11)$$

Therefore, we do not need to implement eigen-decomposition on either large matrix $AA^T \in \mathbb{R}^{m \times m}$ or small matrix $A^T A \in \mathbb{R}^{n \times n}$. Eq. (11) saves us $\mathcal{O}(n^3)$ time and $\mathcal{O}(n^2)$ space.

3 Complexity Analysis

In this section, we compare the time complexity and space complexity of Krylov method, Randomized PCA and truncated SVD. Due to the copyrights issue, the mechanisms of MatLab and Python built-in econSVD are not available, whose complexity analysis will not be conducted.

To restate again, our matrix A has size $m \times n$ and $m > n$.

3.1 Time Complexity

For time complexity, we use the number of Floating-point Operations (FLOP) as a quantification metric.

For matrix $A \in \mathbb{R}^{m \times n}$ and $B \in \mathbb{R}^{n \times l}$, the time complexity of matrix multiplication AB takes mnl FLOP of products and $ml(n-1)$ FLOP of summations. Therefore, the multiplication of two matrices takes $\mathcal{O}(mnl + ml(n-1)) = \mathcal{O}(2mnl - ml) = \mathcal{O}(mnl)$ FLOP. We could ignore the coefficient here for it will not bring bias to our analysis.

For your information, the coefficient of time complexity in Big-O notation will not be ignored when comparing different SVD algorithms as it is of importance in our analysis.

3.1.1 Krylov method

For the Krylov method, we discuss the time complexity of each step.

1. Forming standard normal distribution matrix G of size $n \times l$ takes $\mathcal{O}(nl)$ FLOP, where in practice $l = 0.5n$.
2. Forming matrix $H^{(0)} = AG \in \mathbb{R}^{m \times l}$ takes $\mathcal{O}(mnl)$ FLOP.
3. Forming matrix $H^{(i)} = A(A^T H^{(i-1)}) \in \mathbb{R}^{m \times l}$ takes $\mathcal{O}(2imnl)$ FLOP, as the matrix multiplication in bracket $A^T H^{(i-1)}$ takes $\mathcal{O}(nml)$ FLOP, then multiplying by A takes $\mathcal{O}(mnl)$ FLOP. In total, it takes $\mathcal{O}(2imnl)$ FLOP to generate i matrices.
4. Forming matrix $H = (H^{(0)} | H^{(1)} | \dots | H^{(i-1)} | H^{(i)}) \in \mathbb{R}^{m \times (i+1)l}$ by concatenating each $H^{(i)}$ takes $\mathcal{O}(1)$ FLOP.
5. Performing QR decomposition on H takes $\mathcal{O}(2m[(i+1)l]^2 - 2[(i+1)l]^3/3)$ FLOP.
6. Forming $T = A^T Q \in \mathbb{R}^{n \times (i+1)l}$ takes $\mathcal{O}((i+1)mnl)$ FLOP.
7. Performing SVD on $T = \tilde{V} \tilde{\Sigma} W^T$ takes $\mathcal{O}(n[(i+1)l]^2)$ FLOP.
8. Forming $\tilde{U} = QW$ takes $\mathcal{O}(m[(i+1)l]^2)$ FLOP.

In total, the time complexity of Krylov method is

$$\mathcal{O}(nl + (3i+2)mnl + (i+1)^2 l^2 (m^2 + n^2 + 2m - \frac{2}{3}(i+1)l)) \text{ FLOP} \quad (12)$$

In practice, $l = 0.5n, i = 1$, then the time complexity will be

$$\mathcal{O}(\frac{n^2}{2} + \frac{5}{2}mn^2 + 4(m^2n^2 + 2mn^2 + n^4 - \frac{2}{3}n^3)) \text{ FLOP} \quad (13)$$

3.1.2 Randomized PCA

For Randomized PCA, we discuss the time complexity of each step. It is very similar to the Krylov method.

1. Forming standard normal distribution matrix G of size $n \times l$ takes $\mathcal{O}(nl)$ FLOP, where in practice $l = 0.5n$.
2. Forming matrix $H^{(0)} = AG \in \mathbb{R}^{m \times l}$ takes $\mathcal{O}(mnl)$ FLOP.
3. Forming matrix $H^{(i)} = A(A^T H^{(i-1)}) \in \mathbb{R}^{m \times l}$ takes $\mathcal{O}(2imnl)$ FLOP, as the matrix multiplication in bracket $A^T H^{(i-1)}$ takes $\mathcal{O}(nml)$ FLOP, then multiplying by A takes $\mathcal{O}(mnl)$ FLOP. In total, it takes $\mathcal{O}(2imnl)$ FLOP.
4. Performing QR decomposition on H takes $\mathcal{O}(2ml^2 - 2l^3/3)$ FLOP.
5. Forming $T = A^T Q \in \mathbb{R}^{n \times l}$ takes $\mathcal{O}(mnl)$ FLOP.

6. Performing SVD on $T = \tilde{V}\tilde{\Sigma}W^T$ takes $\mathcal{O}(nl^2)$ FLOP.
7. Forming $\tilde{U} = QW$ takes $\mathcal{O}(ml^2)$ FLOP.

In total, the time complexity of Randomized PCA is

$$\mathcal{O}(nl + (2i + 2)mnl + l^2(3m + n - \frac{2}{3}l)) \text{ FLOP} \quad (14)$$

In practice, $l = 0.5n, i = 1$, then the time complexity will be

$$\mathcal{O}(\frac{n^2}{2} + \frac{11}{4}mn^2 + \frac{n^3}{6}) \text{ FLOP} \quad (15)$$

3.1.3 Truncated SVD

We discuss the time complexity of Truncated SVD for each step.

1. Forming matrix $A^T A \in \mathbb{R}^{n \times n}$ takes $\mathcal{O}(mn^2)$ FLOP.
2. Performing eigen-decomposition on $A^T A \in \mathbb{R}^{n \times n}$ takes $\mathcal{O}(n^3)$ FLOP.
3. Taking the square root of each eigenvalue of $A^T A$ takes $\mathcal{O}(n)$ FLOP.
4. Forming $u_i = \frac{Av_i}{\sigma_i}$ takes $\mathcal{O}(n(mn + m))$ FLOP, as Av_i takes $\mathcal{O}(mn)$ FLOP while divided by σ_i takes $\mathcal{O}(m)$ FLOP. In total, we have n equations like this, thus it takes $\mathcal{O}(n(mn + m))$ FLOP.

In total, the time complexity of Truncated SVD is

$$\mathcal{O}(2mn^2 + n^3 + n + mn) \quad (16)$$

3.2 Space Complexity

We evaluate the space complexity by the number of matrix entries. For a matrix $A \in \mathbb{R}^{m \times n}$, its space complexity is $\mathcal{O}(mn)$. In MatLab or Python programming language, each entry takes 8 bytes memory.

3.2.1 Krylov method

1. Forming standard normal distribution matrix G of size $n \times l$ takes $\mathcal{O}(nl)$, where in practice $l = 0.5n$.
2. Forming matrix $H^{(0)} = AG \in \mathbb{R}^{m \times l}$ takes $\mathcal{O}(ml)$.
3. Forming matrix $H^{(i)} = A(A^T H^{(i-1)}) \in \mathbb{R}^{m \times l}$ takes $\mathcal{O}(ml)$.
4. Forming matrix $H = (H^{(0)} | H^{(1)} | \dots | H^{(i-1)} | H^{(i)}) \in \mathbb{R}^{m \times (i+1)l}$ by concatenating each $H^{(i)}$ takes $\mathcal{O}((i+1)ml)$.
5. Performing QR decomposition on H takes $\mathcal{O}((i+1)ml)$. Note that we discard matrix R , only Q is saved.

6. Forming $T = A^T Q \in \mathbb{R}^{n \times (i+1)l}$ takes $\mathcal{O}((i+1)nl)$.
7. Performing SVD on $T = \tilde{V} \tilde{\Sigma} W^T$ takes $\mathcal{O}((i+1)nl + 2[(i+1)l]^2)$, for matrix $\tilde{V} \in \mathbb{R}^{n \times (i+1)l}$ takes $\mathcal{O}((i+1)nl)$ and $\tilde{\Sigma} \in \mathbb{R}^{(i+1)l \times (i+1)l}$ takes $\mathcal{O}([(i+1)l]^2)$, and $W \in \mathbb{R}^{(i+1)l \times (i+1)l}$ takes $\mathcal{O}([(i+1)l]^2)$. In total, it takes $\mathcal{O}((i+1)nl + 2[(i+1)l]^2)$.
8. Forming $\tilde{U} = QW$ takes $\mathcal{O}((i+1)ml)$.

In total with A taking $\mathcal{O}(mn)$, the space complexity of Krylov method is

$$\mathcal{O}(mn + (3i+4)ml + (2i+3)nl + 2[(i+1)l]^2) \quad (17)$$

In practice, $l = 0.5n, i = 1$, then the space complexity of Krylov method will be

$$\mathcal{O}(\frac{9}{2}mn + \frac{9}{2}n^2) \quad (18)$$

3.2.2 Randomized PCA

1. Forming standard normal distribution matrix G of size $n \times l$ takes $\mathcal{O}(nl)$, where in practice $l = 0.5n$.
2. Forming matrix $H^{(0)} = AG \in \mathbb{R}^{m \times l}$ takes $\mathcal{O}(ml)$.
3. Forming matrix $H^{(i)} = A(A^T H^{(i-1)}) \in \mathbb{R}^{m \times l}$ takes $\mathcal{O}(ml)$.
4. Performing QR decomposition on H takes $\mathcal{O}(ml)$. Note that we discard matrix R , only Q is saved.
5. Forming $T = A^T Q \in \mathbb{R}^{n \times l}$ takes $\mathcal{O}(nl)$.
6. Performing SVD on $T = \tilde{V} \tilde{\Sigma} W^T$ takes $\mathcal{O}(nl + 2l^2)$, for matrix $\tilde{V} \in \mathbb{R}^{n \times l}$ takes $\mathcal{O}(nl)$ and $\tilde{\Sigma} \in \mathbb{R}^{l \times l}$ takes $\mathcal{O}(l^2)$, and $W \in \mathbb{R}^{l \times l}$ takes $\mathcal{O}(l^2)$. In total, it takes $\mathcal{O}(nl + 2l^2)$.
7. Forming $\tilde{U} = QW$ takes $\mathcal{O}(ml)$.

In total with A taking $\mathcal{O}(mn)$, the space complexity of Randomized PCA is

$$\mathcal{O}(mn + 3ml + 3nl + 2l^2) \quad (19)$$

In practice, $l = 0.5n, i = 1$, then the space complexity of Randomized PCA will be

$$\mathcal{O}(\frac{9}{2}mn + 3n^2) \quad (20)$$

3.2.3 Truncated SVD

We discuss the space complexity of Truncated SVD for each step.

1. Forming matrix $A^T A \in \mathbb{R}^{n \times n}$ takes $\mathcal{O}(n^2)$.
2. Performing eigen-decomposition on $A^T A \in \mathbb{R}^{n \times n}$ takes $\mathcal{O}(n^2 + n)$.
3. Taking the square root of each eigenvalue of $A^T A$ takes $\mathcal{O}(n)$.
4. Forming $u_i = \frac{Av_i}{\sigma_i}$ takes $\mathcal{O}(mn)$, as each u_i takes $\mathcal{O}(m)$ and we have n equations like this, thus in total it takes $\mathcal{O}(mn)$.
5. Forming V takes $\mathcal{O}(n^2)$.
6. Storing n singular values takes $\mathcal{O}(n)$.

In total with A taking $\mathcal{O}(mn)$, the space complexity of Truncated SVD is

$$\mathcal{O}(3n^2 + 3n + 2mn) \quad (21)$$

3.3 Summary of Complexity Analysis

Table 1: Comparison of complexity

Method	Time complexity	Space complexity
Krylov method	$\mathcal{O}(\frac{n^2}{2} + \frac{5}{2}mn^2 + 4(m^2n^2 + 2mn^2 + n^4 - \frac{2}{3}n^3))$	$\mathcal{O}(\frac{9}{2}mn + \frac{9}{2}n^2)$
Randomized PCA	$\mathcal{O}(\frac{n^2}{2} + \frac{11}{4}mn^2 + \frac{n^3}{6})$	$\mathcal{O}(\frac{9}{2}mn + 3n^2)$
Truncated SVD	$\mathcal{O}(2mn^2 + n^3 + n + mn)$	$\mathcal{O}(3n^2 + 3n + 2mn)$

We summarized the time complexity and space complexity in Table 1.

Under the assumptions that $m \gg n$, for time complexity, by keeping the highest order term and its coefficient, we could see that for Krylov method, it takes $\mathcal{O}(4m^2n^2)$ FLOP while Randomized PCA takes $\mathcal{O}(\frac{11}{4}mn^2)$ FLOP and Truncated SVD only takes $\mathcal{O}(2mn^2)$ FLOP. Therefore, Truncated SVD is the fastest SVD algorithm among the aforementioned. Furthermore, Truncated SVD keeps all the eigenpairs rather than only first k pairs as Krylov method and Randomized PCA do.

For space complexity, we could see that Truncated SVD needs the least memory usage as $\mathcal{O}(3n^2 + 3n + 2mn)$ and Krylov method needs the most memory space as $\mathcal{O}(\frac{9}{2}mn + \frac{9}{2}n^2)$. Randomized PCA holds the space complexity in between.

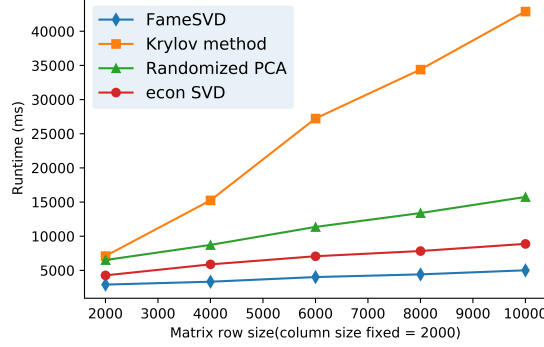


Figure 1: Runtime comparisons between 4 methods of SVD. The matrix column size is fixed at 2000, but row size varies. Truncated SVD method outperforms the rest.

4 Experiments

We generate a matrix A whose entry obeys standard normal distribution, i.e., $a_{ij} \sim \mathcal{N}(0, 1)$, with 5 row sizes in list $[2000, 4000, 6000, 8000, 10000]$ and 12 column sizes in $[100, 200, 300, 400, 500, 600, 800, 900, 1000, 1200, 1500, 2000]$, 60 matrices of A in total. The experiment is repeated 10 times to get an average runtime. On evaluating the residual error, the rate of Frobenius norm is used

$$\delta = \frac{\|A - U\Sigma V^T\|_F}{\|A\|_F} \quad (22)$$

In Fig. 1, we compare the runtime of 4 SVD methods: Truncated SVD (FameSVD), Krylov method, Randomized PCA, econ SVD (MatLab built-in economic SVD). The matrix column size is fixed at 2000, and we increase the row size gradually. We could observe that all 4 methods follow a linear runtime pattern when row size increases. Of these 4 methods, Truncated SVD method outperforms the other 3 approaches.

In Fig. 2, we fix the row size of matrix at 10000, and we increase the column size gradually. We could observe that all 4 methods behave as non-linear runtime pattern when row size increases. Out of all 4 methods, truncated SVD method takes the least runtime in every scenario.

In Fig. 3, the row size of matrix is fixed at 10000, but column size varies. We could see that truncated SVD uses the minimal amount of memory while Randomized PCA needs the most.

We also evaluate our algorithm on handwritten digit dataset MNIST[8]. We form our matrix A with size 60000×784 by concatenating 60000 of vectorized 28×28 intensity image. For runtime, it takes 4.54s and 10.79s for Randomized PCA and Krylov method respectively to obtain the first 392 (784/2) principal components. However, it only takes Truncated SVD **3.12s** to get all the 784

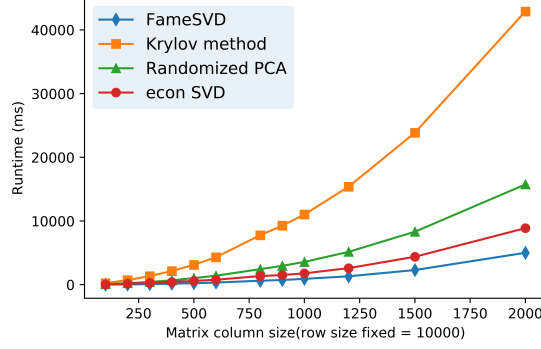


Figure 2: Runtime comparisons between 4 methods of SVD. The matrix row size is fixed at 10000, but column size varies. Truncated SVD method outperforms the rest.

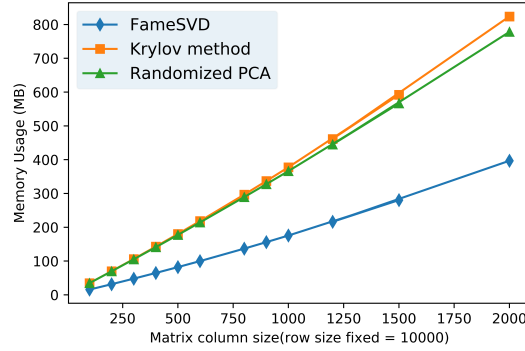


Figure 3: Memory usage between 3 methods of SVD. The matrix row size is fixed at 10000, but column size varies. Truncated SVD needs the least memory.

eigenvalues and eigenvectors; For memory usage, 1629.1MB for Randomized PCA and 1636.1MB for Krylov method. In the meanwhile, only **731.9MB** is used for truncated SVD.

Our experiments are conducted on MatLab R2013a and Python 3.7 with NumPy 1.15.4, with Intel(R) Core(TM) i7-6700 CPU @ 3.40GHz 3.40GHz, 8.00GB RAM, and Windows 7. The truncated SVD is faster than the built-in economic SVD of both MatLab and NumPy.

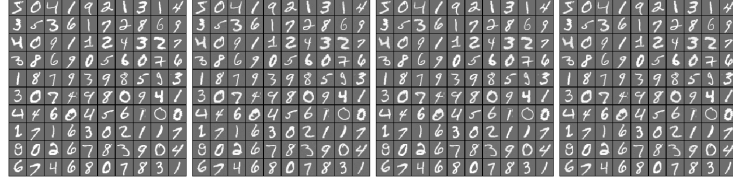


Figure 4: Left to right: Original image, Randomized PCA, Krylov method and truncated SVD. The first 392 (784/2) principal components are reserved.

5 Conclusion

the regular SVD performs the worst because it needs the most of memory usage and time. When all eigenpairs are needed ($k = n$), truncated SVD outperforms other SVD variants mentioned in this tutorial. The memory usage of these SVD methods grows linearly with matrix column size, but truncated SVD has the lowest growth rate. The runtime of truncated SVD grows sublinearly while Krylov method grows exponentially.

References

- [1] M. A. Belabbas and P. J. Wolfe. On sparse representations of linear operators and the approximation of matrix products. 2009.
- [2] M. Belkin and P. Niyogi. Laplacian eigenmaps for dimensionality reduction and data representation. *Neural Computation*, 15(6):1373–1396, 2014.
- [3] J. F. Cai, E. J. Candes, and Z. Shen. A singular value thresholding algorithm for matrix completion. *Siam Journal on Optimization*, 20(4):1956–1982, 2008.
- [4] Cand, E. J. S, and T. Tao. The power of convex relaxation: near-optimal matrix completion. *IEEE Transactions on Information Theory*, 56(5):2053–2080, 2010.
- [5] E. J. Candes and Y. Plan. Matrix completion with noise. *Proceedings of the IEEE*, 98(6):925–936, 2010.
- [6] P. Chong, K. Zhao, Y. Ming, and C. Qiang. Feature selection embedded subspace clustering. *IEEE Signal Processing Letters*, 23(7):1018–1022, 2016.
- [7] S. Deerwester, S. T. Dumais, G. W. Furnas, T. K. Landauer, and R. A. Harshman. Indexing by latent semantic analysis. *Journal of the Association for Information Science and Technology*, 41(6):391–407, 1990.
- [8] L. Deng. The mnist database of handwritten digit images for machine learning research [best of the web]. *IEEE Signal Processing Magazine*, 29(6):141–142, 2012.
- [9] A. Frieze, R. Kannan, and S. Vempala. Fast monte-carlo algorithms for finding low-rank approximations. In *Symposium on Foundations of Computer Science*, 1998.
- [10] G. H. Golub and C. Reinsch. Singular value decomposition and least squares solutions. *Numerische Mathematik*, 14(5):403–420, 1970.
- [11] N. Halko, P. G. Martinsson, Y. Shkolnisky, and M. Tygert. An algorithm for the principal component analysis of large data sets. *Siam Journal on Scientific Computing*, 33(5):2580–2594, 2011.
- [12] N. Halko, P. G. Martinsson, and J. A. Tropp. Finding structure with randomness:

- Probabilistic algorithms for constructing approximate matrix decompositions. *Siam Review*, 53(2):217–288, 2010.
- [13] T. Hofmann. Unsupervised learning by probabilistic latent semantic analysis. *Machine Learning*, 42(1):177–196, 2001.
 - [14] H. W. J. Kuczynski. Estimating the largest eigenvalue by the power and lanczos algorithms with a random start. *Siam Journal on Matrix Analysis & Applications*, 13(4):1094–1122, 1989.
 - [15] Z. Kai and J. T. Kwok. Clustered nystrom method for large scale manifold learning and dimension reduction. *IEEE Transactions on Neural Networks*, 21(10):1576, 2010.
 - [16] M. Partridge and M. Jabri. Robust principal component analysis. In *Neural Networks for Signal Processing X, IEEE Signal Processing Society Workshop*, 2002.
 - [17] B. Recht. *Exact matrix completion via convex optimization*. 2012.
 - [18] M. E. Tipping and C. M. Bishop. Probabilistic principal component analysis. *Journal of the Royal Statistical Society*, 61(3):611–622, 2010.
 - [19] D. P. Woodruff. Low rank approximation lower bounds in row-update streams. In *International Conference on Neural Information Processing Systems*, 2014.
 - [20] F. Woolfe, E. Liberty, V. Rokhlin, and M. Tygert. A fast randomized algorithm for the approximation of matrices. *Applied & Computational Harmonic Analysis*, 25(3):335–366, 2008.
 - [21] . Xu, L. and A. L. Yuille. Robust principal component analysis by self-organizing rules based on statistical physics approach. *IEEE Transactions on Neural Networks*, 6(1):131–43, 1995.
 - [22] Z. Zhang, G. Dai, C. Xu, and M. I. Jordan. Regularized discriminant analysis, ridge regression and beyond. *Journal of Machine Learning Research*, 11(12):2199–2228, 2010.
 - [23] H. Zou, T. Hastie, and R. Tibshirani. Sparse principal component analysis. *Journal of Computational and Graphical Statistics*, 15(2):265–286, 2006.