

Article

Transformation Properties under the Operations of the Molecular Symmetry Groups G_{36} and $G_{36}(\text{EM})$ of Ethane H_3CCH_3

Thomas M. Mellor¹, Sergei N. Yurchenko¹ , Barry P. Mant^{1,2}, Per Jensen^{3*} ¹ Department of Physics and Astronomy, University College London, London WC1E 6BT, UK² Institut für Ionenphysik und Angewandte Physik, Universität Innsbruck, A-6020 Innsbruck, Tirol, Austria³ Physikalische und Theoretische Chemie, Fakultät für Mathematik und Naturwissenschaften, Bergische Universität Wuppertal, D-42097 Wuppertal, Germany

* Correspondence: jensen@uni-wuppertal.de

Academic Editor: name

Received: date; Accepted: date; Published: date

Abstract: In the present work, we report a detailed description of the symmetry properties of the eight-atomic molecule ethane, with the aim of facilitating the variational calculations of rotation-vibration spectra of ethane and related molecules. Ethane consists of two methyl groups CH_3 where the internal rotation (torsion) of one CH_3 group relative to the other is of large amplitude and involves tunneling between multiple minima of the potential energy function. The molecular symmetry group of ethane is the 36-element group G_{36} , but the construction of symmetrized basis functions is most conveniently done in terms of the 72-element extended molecular symmetry group $G_{36}(\text{EM})$. This group can subsequently be used in the construction of block-diagonal matrix representations of the ro-vibrational Hamiltonian for ethane. The derived transformation matrices associated with $G_{36}(\text{EM})$ have been implemented in the variational nuclear motion program TROVE (Theoretical ROVibrational Energies). TROVE variational calculations will be used as a practical example of a $G_{36}(\text{EM})$ symmetry adaptation for large systems with a non-rigid, torsional degree of freedom. We present the derivation of irreducible transformation matrices for all 36 (72) operations of $G_{36}(\text{M})$ ($G_{36}(\text{EM})$) and also describe algorithms for a numerical construction of these matrices based on a set of four (five) generators. The methodology presented is illustrated on the construction of the symmetry-adapted representations both of the potential energy function of ethane and of the rotation, torsion and vibration basis set functions.

Keywords: ro-vibrational; point groups; molecular symmetry groups; ethane

1. Introduction

In variational calculations of molecular rotation-vibration energies and wavefunctions, a matrix representation of the molecular rotation-vibration Hamiltonian, constructed in terms of suitable basis functions, is diagonalized numerically. It is well known that this type of calculation can be facilitated by the introduction of symmetrized basis functions, i.e., basis functions that generate irreducible representations of a symmetry group for the molecule in question (see, for example, Ref. [1]). Even though the calculation of energies and wavefunctions can, in principle, be carried out without the use of symmetry, the subsequent simulation of molecular spectra, involving the computation of transition intensities, would be impossible in practice without the consideration of symmetry [2]. We implement the symmetry information in the variational calculation by defining groups of matrices that are isomorphic or homomorphic to the original symmetry group of the molecule and that are associated with the various irreducible representations (irreps) of this symmetry group [1]. When

suitable matrix group elements are known, projection operator techniques are employed to obtain the desired symmetrized basis functions for the variational calculation [1]. In a recent paper [2], we described an example of such a symmetry adaption, in that we presented character tables and irreducible representation transformation matrices for D_{nh} groups with arbitrary n -values. With these results, we could practically utilize the linear-molecule symmetry properties described by the $D_{\infty h}$ point group in numerical calculations with the variational nuclear motion program TROVE [3], the acetylene molecule $^{12}\text{C}_2\text{H}_2$ serving as an example. In the present work, we report an analogous analysis for the molecular symmetry (MS) group G_{36} and the extended molecular symmetry (EMS) group $G_{36}(\text{EM})$ [1] of the ethane molecule $\text{H}_3^{12}\text{C}^{12}\text{CH}_3$, shown in Fig. 1, with the aim of facilitating the solution of the rotation-vibration Schrödinger equation for ethane and related molecules.

The MS group G_{36} has been the subject of a number of studies (see, for example, [4,5]). The EMS group $G_{36}(\text{EM})$ was studied in detail by Di Lauro and Lattanzi [6,7]. Examples of the application of the $G_{36}(\text{EM})$ group include studies of the rotation-torsional spectra of various ethane-type molecules [8–12]. TROVE (Theoretical ROVibrational Energies) [3,13] is a general variational program for computing ro-vibrational spectra and properties for small to medium-size polyatomic molecules of arbitrary structure. It has been applied to a large number of polyatomic species [13–34], most of which have considerable symmetry [e.g., with molecular symmetry groups [1] such as $C_{3v}(\text{M})$, $D_{nh}(\text{M})$ and $T_d(\text{M})$]. TROVE is an efficient computer program for simulating hot spectra of polyatomic molecules; it is one of the main tools of the ExoMol project [35,36]. The most recent updates of TROVE have been reported in Refs. 36,37. TROVE uses an automatic approach for constructing a symmetry-adapted basis set to be used in setting up a matrix representation of the molecular rotation-vibration Hamiltonian. As mentioned above, we require towards this end, for each irrep of the symmetry group in question [1], a group of matrices constituting that irrep. However, for G_{36} or $G_{36}(\text{EM})$, these matrices have not been available in the literature thus far. The present work aims at describing fully the groups G_{36} and $G_{36}(\text{EM})$ and, in particular, determining matrix groups that define the irreps. The matrix groups obtained are used for symmetrizing the potential energy surface and the rotation-vibration basis functions for ethane.

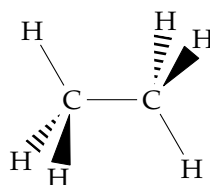


Figure 1. The structure of ethane in the staggered configuration.

2. The Structure of the G_{36} Group

Longuet-Higgins [38] has shown that the group G_{36} can be written as a direct product of two smaller groups $C_{3v}^{(-)}$ and $C_{3v}^{(+)}$

$$G_{36} = C_{3v}^{(-)} \times C_{3v}^{(+)}; \quad (1)$$

both of these groups are of order 6 and isomorphic to the C_{3v} point group. The top row and leftmost column of Table 1 define the elements of these two groups. For convenience, we label the elements of $C_{3v}^{(\pm)}$ as $R_j^{(\pm)}$, $j = 1, 2, \dots, 6$; this notation is also defined in Table 1. The nuclei are labelled as in Fig. 2.

In Table 1 we list the products $R_j^{(-)} R_k^{(+)} = R_k^{(+)} R_j^{(-)}$, where $R_j^{(-)} \in C_{3v}^{(-)}$ and $R_k^{(+)} \in C_{3v}^{(+)}$. Since $G_{36} = C_{3v}^{(-)} \times C_{3v}^{(+)}$, the 36 possible products $R_j^{(-)} R_k^{(+)} = R_k^{(+)} R_j^{(-)}$ constitute the complete group G_{36} .

Each of the groups $C_{3v}^{(-)}$ and $C_{3v}^{(+)}$ has three classes, $C_1^{(-)} = \{E\} = \{R_1^{(-)}\}$, $C_2^{(-)} = \{R_2^{(-)}, R_3^{(-)}\}$, and $C_3^{(-)} = \{R_4^{(-)}, R_5^{(-)}, R_6^{(-)}\}$. Since G_{36} is the direct product of $C_{3v}^{(-)}$ and $C_{3v}^{(+)}$ (where, as discussed by Longuet-Higgins [38], each element of $C_{3v}^{(-)}$ commutes with each element of $C_{3v}^{(+)}$), its classes are

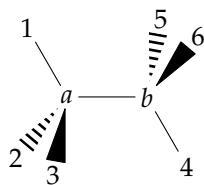


Figure 2. The labelling of the ethane nuclei.

obtained as $\mathcal{C}_i^{(-)} \times \mathcal{C}_j^{(+)}$, that is, a class of G_{36} contains all elements RS where $R \in \mathcal{C}_i^{(-)}$ and $S \in \mathcal{C}_j^{(+)}$. In the top row and leftmost column of Table 1, we indicate the class structures of $\mathcal{C}_{3v}^{(+)}$ and $\mathcal{C}_{3v}^{(-)}$, respectively. A class $\mathcal{C}_i^{(+)}$ of $\mathcal{C}_{3v}^{(+)}$ is simultaneously, in the form $\mathcal{C}_1^{(-)} \times \mathcal{C}_i^{(+)}$, a class of G_{36} . Similarly, the classes of $\mathcal{C}_{3v}^{(-)}$ are simultaneously classes of G_{36} . In Table 1, we have indicated the complete set of G_{36} classes $\mathcal{C}_i^{(-)} \times \mathcal{C}_j^{(+)}$.

Table 1. The class structure of G_{36} .^a

$R_1^{(-)} = R_1^{(+)} = E$	$R_2^{(-)} = (132)(456)$	$R_3^{(-)} = (123)(465)$	$R_4^{(-)} = (14)(25)(36)(ab)$	$R_5^{(-)} = (16)(24)(35)(ab)$	$R_6^{(-)} = (15)(26)(34)(ab)$
$R_2^{(+)} = (123)(456)$	(465)	(132)	(153426)(ab)	(143625)(ab)	(163524)(ab)
$R_3^{(+)} = (132)(465)$	(123)	(456)	(162435)(ab)	(152634)(ab)	(142536)(ab)
$R_4^{(+)} = (14)(26)(35)(ab)^*$	(152436)(ab)*	(163425)(ab)*	(23)(56)*	(12)(46)*	(13)(45)*
$R_5^{(+)} = (16)(25)(34)(ab)^*$	(142635)(ab)*	(153624)(ab)*	(13)(46)*	(23)(45)*	(12)(56)*
$R_6^{(+)} = (15)(24)(36)(ab)^*$	(162534)(ab)*	(143526)(ab)*	(12)(45)*	(13)(56)*	(23)(46)*

^aThe top row and leftmost column contain the G_{36} elements that also belong to the $\mathcal{C}_{3v}^{(-)}$ or $\mathcal{C}_{3v}^{(+)}$ group, respectively. The remaining entries are the products $R_j^{(-)} R_k^{(+)} = R_k^{(+)} R_j^{(-)}$, where $R_j^{(-)} \in \mathcal{C}_{3v}^{(-)}$ is at the top of the column and $R_k^{(+)} \in \mathcal{C}_{3v}^{(+)}$ is at the left end of the row. The horizontal and vertical lines denote the separation of the classes.

3. Irreducible Representations of G_{36}

Again, since G_{36} is the direct product of $\mathcal{C}_{3v}^{(-)}$ and $\mathcal{C}_{3v}^{(+)}$, we could in principle label its irreps as $(\Gamma^{(-)}, \Gamma^{(+)})$, where $\Gamma^{(-)}$ is an irrep of $\mathcal{C}_{3v}^{(-)}$ and $\Gamma^{(+)}$ is an irrep of $\mathcal{C}_{3v}^{(+)}$. $\mathcal{C}_{3v}^{(-)}$ and $\mathcal{C}_{3v}^{(+)}$ both have the one-dimensional irreps A_1 and A_2 together with the two-dimensional irrep E (Table A.1 in Section Appendix A). Customarily, the irreps of G_{36} are labelled as in Table 12 of Longuet-Higgins [38]. Table 2 is the character table for G_{36} , obtained from Table 12 of Longuet-Higgins [38], with the irreducible representations labelled by their customary labels Γ_{36} and the combination labels $(\Gamma^{(-)}, \Gamma^{(+)})$. In the bottom row of the table, we indicate the $\mathcal{C}_i^{(-)} \times \mathcal{C}_j^{(+)}$ label of each class. For each of the nine G_{36} classes, we give in Table 2 a representative element together with the number of group elements in the class. The complete classes are obtained from Table 1.

In the present work, we are particularly concerned with the doubly-degenerate irreducible representations $E_1 = (E, A_1)$, $E_2 = (E, A_2)$, $E_3 = (A_1, E)$, and $E_4 = (A_2, E)$ together with the four-dimensional irreducible representation $G = (E, E)$.

Table 2. Character table of G_{36} .

Γ_{36}	$(\Gamma^{(-)}, \Gamma^{(+)})$	E	$(123)(456)$	$(14)(26)(35)(ab)^*$	$(123)(465)$	(123)	$(142635)(ab)^*$	$(14)(25)(36)(ab)$	$(142536)(ab)$	$(12)(45)^*$
		1	2	3	2	4	6	3	6	9
A_1	(A_1, A_1)	1	1	1	1	1	1	1	1	1
A_2	(A_2, A_1)	1	1	1	1	1	1	-1	-1	-1
A_3	(A_1, A_2)	1	1	-1	1	1	-1	1	1	-1
A_4	(A_2, A_2)	1	1	-1	1	1	-1	-1	-1	1
E_1	(E, A_1)	2	2	2	-1	-1	-1	0	0	0
E_2	(E, A_2)	2	2	-2	-1	-1	1	0	0	0
E_3	(A_1, E)	2	-1	0	2	-1	0	2	-1	0
E_4	(A_2, E)	2	-1	0	2	-1	0	-2	1	0
G	(E, E)	4	-2	0	-2	1	0	0	0	0

$C_1^{(+)} \times C_1^{(-)}$	$C_2^{(+)} \times C_2^{(-)}$	$C_3^{(+)} \times C_3^{(-)}$	$C_1^{(+)} \times C_1^{(-)}$	$C_2^{(+)} \times C_2^{(-)}$	$C_3^{(+)} \times C_3^{(-)}$	$C_1^{(+)} \times C_1^{(-)}$	$C_2^{(+)} \times C_2^{(-)}$	$C_3^{(+)} \times C_3^{(-)}$	$C_1^{(+)} \times C_1^{(-)}$	$C_2^{(+)} \times C_2^{(-)}$	$C_3^{(+)} \times C_3^{(-)}$
------------------------------	------------------------------	------------------------------	------------------------------	------------------------------	------------------------------	------------------------------	------------------------------	------------------------------	------------------------------	------------------------------	------------------------------

In Section 12.4 of Ref. [1], and in Section 3.1 of Ref. [2], it is discussed how the point group C_{3v} and any group isomorphic to it can be defined in terms of two generating operations, one of which belongs to the two-member class $C_2^{(\pm)}$ of C_{3v} and the other to the three-member class $C_3^{(\pm)}$. For the group $C_{3v}^{(-)}$, we choose the generating operations as $R_2^{(-)} = (123)(465)$ and $R_4^{(-)} = (14)(25)(36)(ab)$, whereas for $C_{3v}^{(+)}$, we choose $R_2^{(+)} = (123)(456)$ and $R_4^{(+)} = (14)(26)(35)(ab)^*$. We then have $R_3^{(\pm)} = (R_2^{(\pm)})^2$, $R_6^{(\pm)} = R_2^{(\pm)}R_4^{(\pm)}$, and $R_5^{(\pm)} = R_2^{(\pm)}R_6^{(\pm)}$.

4. Representation Matrices for the E_i Irreducible Representations of G_{36}

The representation matrices for the non-degenerate irreps $A_1, A_2, A_3,$ and A_4 of G_{36} are uniquely defined as equal to the representation characters; these can be found in Table 2. The 2×2 representation matrices of the irreps $E_1, E_2, E_3,$ and E_4 are, however, not uniquely defined. Having found one such set of matrices $M_{E_i}[O_i]$, where $O_i \in G_{36}$, we can generate infinitely many equivalent representations with representation matrices $M'_{E_i}[O_i] = VM_{E_i}[O_i]V^{-1}$, where V is an arbitrary and invertible 2×2 matrix. In practice, we want to keep the representation matrices real and orthogonal, and that drastically limits the possible choices. We select one particular set of representation matrices here for E_1 by initially

choosing the representation matrix for $R_2^{(-)} = (123)(465)$, one of the generating operations of $C_{3v}^{(-)}$. We set

$$\mathbf{M}_E[(123)(465)] = \begin{pmatrix} \cos\left(\frac{2\pi}{3}\right) & -\sin\left(\frac{2\pi}{3}\right) \\ \sin\left(\frac{2\pi}{3}\right) & \cos\left(\frac{2\pi}{3}\right) \end{pmatrix} = \begin{pmatrix} -\frac{1}{2} & -\frac{\sqrt{3}}{2} \\ \frac{\sqrt{3}}{2} & -\frac{1}{2} \end{pmatrix}. \quad (2)$$

The 2×2 orthogonal matrix $\mathbf{M}_E[(123)(465)]$ satisfies the relation $\mathbf{M}_E[(123)(465)]^3 = \mathbf{E}$, the 2×2 unit matrix, imposed by the fact that $[(123)(465)]^3 = E$. An alternative choice would be the matrix with the signs of the $\sin(2\pi/3)$ terms reversed, The other generating operation of $C_{3v}^{(-)}$, $R_4^{(-)} = [(14)(25)(36)(ab)]$, is self-inverse: $(R_4^{(-)})^2 = [(14)(25)(36)(ab)]^2 = E$. The 2×2 orthogonal matrix representing $R_4^{(-)}$ is also self-inverse and we can choose it as

$$\mathbf{M}_E[(14)(25)(36)(ab)] = \begin{pmatrix} \cos\theta & \sin\theta \\ \sin\theta & -\cos\theta \end{pmatrix} \quad (3)$$

where θ is arbitrary. All such matrices satisfy $\mathbf{M}_E[(14)(25)(36)(ab)]^2 = \mathbf{E}$. We choose $\theta = 0$, so that

$$\mathbf{M}_E[(14)(25)(36)(ab)] = \begin{pmatrix} 1 & 0 \\ 0 & -1 \end{pmatrix}. \quad (4)$$

The two matrices $\mathbf{M}_E[(123)(465)]$ and $\mathbf{M}_E[(14)(25)(36)(ab)]$ have traces of -1 and 0 , respectively, and it is seen from Table A.1 that they generate the irrep E of $C_{3v}^{(-)}$. We can now use the relations in Section 12.4 of Ref. [1] or, equivalently, in Section 3.1 of Ref. [2] to determine, by matrix multiplication involving $\mathbf{M}_E[(123)(465)]$ and $\mathbf{M}_E[(14)(25)(36)(ab)]$, the representation matrices for all operations in $C_{3v}^{(-)}$.

We have discussed above how the irrep E_1 of G_{36} can be described as $(\Gamma^{(-)}, \Gamma^{(+)}) = (E, A_1)$, where $\Gamma^{(-)}$ and $\Gamma^{(+)}$ are irreps of $C_{3v}^{(-)}$ and $C_{3v}^{(+)}$, respectively. We have already determined a group of representation matrices belonging to the E irrep of $C_{3v}^{(-)}$, and to obtain one for the A_1 (totally symmetric) irrep of $C_{3v}^{(+)}$, we introduce the 1×1 representation matrices

$$\mathbf{M}_{A_1}[(123)(456)] = \mathbf{M}_{A_1}[(14)(26)(35)(ab)^*] = 1 \quad (5)$$

for its generating operations $R_2^{(+)} = (123)(456)$ and $R_4^{(+)} = (14)(26)(35)(ab)^*$. Again, we can use the relations in Section 12.4 of Ref. [1] or in Section 3.1 of Ref. [2] to determine the representation matrices for all operations on $C_{3v}^{(+)}$. It is rather trivial here since these representation matrices all are the 1×1 matrix 1.

We now have E representation matrices for the six operations in $C_{3v}^{(-)}$ and A_1 representation matrices for the six operations in $C_{3v}^{(+)}$, and we can form E_1 representation matrices for the 36 operations in G_{36} by forming the 36 products of $\mathbf{M}_E[R]$, $R \in C_{3v}^{(-)}$, with the constant (=1 always in this case) $\mathbf{M}_{A_1}[S]$, $S \in C_{3v}^{(+)}$. The products are formed with the computer-algebra program maxima [39]. The resulting 2×2 transformation matrices $\mathbf{M}_{E_1}[R]$, $R \in G_{36}$, are included in Appendix B (Section B.1).

For $E_2 = (E, A_2)$ we obtain the representation matrices as just described for E_1 . The only difference is that we replace the $C_{3v}^{(+)}$ representation matrices by

$$\mathbf{M}_{A_2}[(123)(456)] = 1 \text{ and } \mathbf{M}_{A_2}[(14)(26)(35)(ab)^*] = -1. \quad (6)$$

For $E_3 = (A_1, E)$ and $E_4 = (A_2, E)$, the representation matrices are determined by interchanging the $C_{3v}^{(-)}$ and $C_{3v}^{(+)}$ representation matrices in the determination made for E_1 and E_2 , respectively. The 2×2 transformation matrices $\mathbf{M}_{E_2}[R]$, $\mathbf{M}_{E_3}[R]$, and $\mathbf{M}_{E_4}[R]$, $R \in G_{36}$, are included in Appendix B (Section B.1).

5. Representation Matrices for the G Irreducible Representation of G_{36}

We now aim at determining a set of 4×4 matrices constituting the irrep G of G_{36} . In principle, we could continue as outlined in the preceding section by utilizing that $G = (\Gamma^{(-)}, \Gamma^{(+)}) = (E, E)$. However, this would imply that we use the 2×2 E -representation matrices for $C_{3v}^{(-)}$ and $C_{3v}^{(+)}$ to generate 4×4 G -representation matrices of G_{36} as the ‘super-product’ matrices discussed in Section 6.4 of Ref. [1]: Each of the 16 elements of the G -representation matrix is a product of two E -representation matrix elements, one of the four elements in the $C_{3v}^{(-)}$ E -representation matrix times one of the four elements in the $C_{3v}^{(+)}$ E -representation matrix (see, in particular, Eq. (6-97) of Ref. [1] and the discussion of it). The formation of such a super-product is not a standard linear-algebra operation and not easily programmable in *maxima* [39]. Consequently, we make use of a more straightforward approach: We initially note that the six CH-bond lengths r_k , $k = 1, 2, 3, \dots, 6$, of H_3CCH_3 span the representation $A_1 \oplus A_4 \oplus G$ of G_{36} . This is easily established as the transformation properties of the r_k under the operations of G_{36} are simple permutations. We define the CH bond length r_k as the one involving proton k , with the protons labelled as in Fig. 2. We now proceed to use representation-theory methods to determine the symmetrized linear combinations of the r_k and, subsequently, the transformation properties of the resulting G -symmetry coordinates.

As just mentioned, it is straightforward to determine the effect of the operations O_i in G_{36} on the six bond lengths r_k . In general we can write

$$O_i \begin{pmatrix} r_1 \\ r_2 \\ r_3 \\ r_4 \\ r_5 \\ r_6 \end{pmatrix} = \begin{pmatrix} r'_1 \\ r'_2 \\ r'_3 \\ r'_4 \\ r'_5 \\ r'_6 \end{pmatrix} = \mathbf{M}'[O_i] \begin{pmatrix} r_1 \\ r_2 \\ r_3 \\ r_4 \\ r_5 \\ r_6 \end{pmatrix}, \quad (7)$$

where the elements of the 6×6 matrix $\mathbf{M}'[O_i]$ are determined from the general idea that after the operation O_i has been carried out, the proton 1, say, occupies the position previously occupied by the proton k (and the C nucleus to which it is bound has moved with it), and therefore $r'_1 = r_k$, with similar considerations made for the bond lengths r_2, \dots, r_6 .

Having obtained the matrices $\mathbf{M}'[O_i]$, $i = 1, 2, \dots, 36$, for all operations in G_{36} , we form the linear combination

$$\mathbf{O}_G = \sum_{i=1}^{36} \chi_G(O_i) \mathbf{M}'[O_i], \quad (8)$$

where $\chi_G(O_i)$ is the character of the operation O_i for the irrep G . The 6×6 matrix \mathbf{O}_G projects out the G -symmetry part of its argument and we multiply it on to the 6×1 column vector with the r_k , thus obtaining six linear combinations of the r_k that are all, in principle, of G symmetry. However, only four independent G coordinates exist and so the linear combinations are linearly dependent. We discard two of them and the remaining four are linearly independent. We then orthogonalize (with the Gram-Schmidt technique) the four 6-component vectors with the coefficients of the four linearly independent combinations, thus obtaining the rows 3, \dots , 6 of the 6×6 matrix \mathbf{V} describing the transformation to symmetrized combinations of the r_k :

$$\begin{pmatrix} S_{A_1} \\ S_{A_4} \\ S_{G;1} \\ S_{G;2} \\ S_{G;3} \\ S_{G;4} \end{pmatrix} = \begin{pmatrix} r_1 + r_2 + r_3 + r_4 + r_5 + r_6 \\ r_1 + r_2 + r_3 - r_4 - r_5 - r_6 \\ 2r_1 - r_2 - r_3 + 2r_4 - r_5 - r_6 \\ r_2 - r_3 + r_5 - r_6 \\ -2r_1 + r_2 + r_3 + 2r_4 - r_5 - r_6 \\ -r_2 + r_3 + r_5 - r_6 \end{pmatrix} = \mathbf{V} \begin{pmatrix} r_1 \\ r_2 \\ r_3 \\ r_4 \\ r_5 \\ r_6 \end{pmatrix} \quad (9)$$

with

$$\mathbf{V} = \begin{pmatrix} 1 & 1 & 1 & 1 & 1 & 1 \\ 1 & 1 & 1 & -1 & -1 & -1 \\ 2 & -1 & -1 & 2 & -1 & -1 \\ 0 & 1 & -1 & 0 & 1 & -1 \\ -2 & 1 & 1 & 2 & -1 & -1 \\ 0 & -1 & 1 & 0 & 1 & -1 \end{pmatrix}. \quad (10)$$

Rows 1 and 2 of \mathbf{V} describe symmetrized coordinates of A_1 and A_4 symmetry, respectively, the remaining four rows produce G -symmetry coordinates.

We now transform, with the help of the computer algebra program *maxima* [39], the 36 matrices $\mathbf{M}'[O_i]$, $i = 1, 2, \dots, 36$, to be expressed in terms of the symmetrized S coordinates

$$\mathbf{Q}_i = \mathbf{V} \mathbf{M}'[O_i] \mathbf{V}^{-1} \quad (11)$$

and it is checked that each of the resulting matrices \mathbf{Q}_i is block diagonal with two 1×1 blocks containing the characters of the irreps A_1 and A_4 , respectively, and a 4×4 block whose trace is the G character.

Finally, we subject the \mathbf{Q}_i matrices to the final transformations to obtain the transformation matrices of the G -symmetry coordinates:

$$\mathbf{M}_G [O_i] = \mathbf{T}_{\text{norm}} \mathbf{T}_{4 \times 6} \mathbf{Q}_i \mathbf{T}_{4 \times 6}^T \mathbf{T}_{\text{norm}}^{-1} \quad (12)$$

where

$$\mathbf{T}_{4 \times 6} = \begin{pmatrix} 0 & 0 & 1 & 0 & 0 & 0 \\ 0 & 0 & 0 & 1 & 0 & 0 \\ 0 & 0 & 0 & 0 & 1 & 0 \\ 0 & 0 & 0 & 0 & 0 & 1 \end{pmatrix}, \quad (13)$$

and

$$\mathbf{T}_{\text{norm}} = \begin{pmatrix} \frac{1}{2\sqrt{3}} & 0 & 0 & 0 \\ 0 & \frac{1}{2} & 0 & 0 \\ 0 & 0 & \frac{1}{2\sqrt{3}} & 0 \\ 0 & 0 & 0 & \frac{1}{2} \end{pmatrix}, \quad (14)$$

and the superscript T denotes transposition. The transformation with $\mathbf{T}_{4 \times 6}$ cuts out the G -block of each transformation matrix and that with \mathbf{T}_{norm} “normalizes” the symmetrized coordinates so that the resulting G transformation matrices $\mathbf{M}_G [O_i]$ become orthogonal. The normalization could in principle just as well have been incorporated in the matrix \mathbf{V} , but that made the output from *maxima* [39] rather unreadable, and so the transformations were split into several steps as described here.

The orthogonal matrices $\mathbf{M}_G [O_i]$ are listed in [Appendix B](#) (Section B.2).

6. Generation of a Symmetry Adapted Basis Set for Ethane

As mentioned in Section 1, the analysis in the present paper is analogous to previous work [2] on the point group $D_{\infty h}$ of acetylene and other centrosymmetric linear molecules. Also in the present work, we use the variational nuclear-motion program TROVE in the generation of a symmetry-adapted ro-vibrational basis set for ethane.

The general method used by TROVE is thoroughly explained in [3,40,41]. The basic idea is to take advantage of the useful fact that in a symmetry-adapted basis set $\{\Psi\}$, the ro-vibrational Hamiltonian matrix is block diagonal with the form

$$\langle \Psi_{\mu, n_s}^{J, \Gamma_s} | \hat{H}_{\text{rv}} | \Psi_{\mu', n_t}^{J, \Gamma_t} \rangle = H_{\mu, \mu'} \delta_{t, s} \delta_{n_s, n_t} \quad (15)$$

where the indices μ, μ' label the basis functions, Γ_s and Γ_t denote irreducible representations of the symmetry group, and $n_s(n_t)$ labels the components of the irrep $\Gamma_s(\Gamma_t)$. To construct a symmetrized basis set, one can diagonalise an operator which commutes with all operations of the MS group. Of course, the ro-vibrational Hamiltonian is one such operator, by definition, so TROVE utilises this by constructing, from the full ro-vibrational Hamiltonian, reduced Hamiltonians that also commute with the group operations, each reduced Hamiltonian depending on fewer coordinates than the full Hamiltonian. The reduced Hamiltonians are diagonalised separately and products of their – by necessity symmetrised – eigenfunctions are again symmetrised. The result is a symmetry-adapted basis set appropriate for the complete ro-vibrational coordinate space. We describe this symmetrization procedure for ethane in the following sections.

6.1. Definition of the internal coordinates used for ethane

To construct the reduced Hamiltonians mentioned in the preceding section, one first separates the internal coordinates into subsets which transform into each other under the symmetry group operations. We use the convention in Section 1.2 of [1] for transforming functions of Cartesian coordinates. The basis set associated with each coordinate subset is obtained in terms of one-dimensional primitive functions $\phi_{n_i}(q_i)$, where n_i is the number of quanta for coordinate q_i . By averaging the Hamiltonian over the ‘ground state’ ($n_i = 0$; $\phi_0(q_i) \equiv |0\rangle_{q_i}$) primitives associated with the coordinates in all subsets not under consideration, i.e.

$$\langle 0|_{q_1} \dots \langle 0|_{q_{k-1}} \langle 0|_{q_{l+1}} \dots \hat{H}_{rv} \dots |0\rangle_{q_{l+1}} |0\rangle_{q_{k-1}} \dots |0\rangle_{q_1} \quad (16)$$

where $\{q_k \dots q_l\}$ are the coordinates in the subset of interest, one obtains the reduced Hamiltonian which depends only on these coordinates; it commutes with the operations in the MS group. Product functions of the form $\phi_{n_k}(q_k) \dots \phi_{n_l}(q_l)$ are then used as a basis set for diagonalizing this reduced Hamiltonian.

In the case of ethane, there are $3 \times 8 - 7 = 17$ small-amplitude vibrational coordinates, one torsional coordinate (describing the independent rotations of the CH_3 groups), and three rotational coordinates. Fig. 3 shows representative members of three of the vibrational coordinate subsets: the C–C bond length denoted by R , one of six C– H_k bonds denoted by r , and one of six bond angles $\angle(\text{H}_k\text{–C–C})$ denoted by α . The small-amplitude vibrational coordinates R , r_k , and α_k ($k = 1 \dots 6$) measure the displacements of the respective internal coordinates from their equilibrium values, that is the coordinates actually used are $R - R_e$, $r_i - r_e$ ($i = 0 \dots 6$) and $\alpha_k - \alpha_e$ ($k = 1 \dots 6$). The $r_k(\alpha_k)$ coordinates are equivalent and so they have a common equilibrium value $r_e(\alpha_e)$.

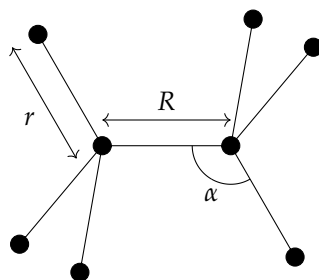


Figure 3. Representative members of three of the vibrational coordinate subsets. Here R is the C–C bond length, r is one of the six C– H_k bond lengths r_k , and α is one of the six $\angle(\text{H}_k\text{–C–C})$ bond angles α_k .

The last vibrational subset is obtained from six dihedral angles $\theta_{12}, \theta_{23}, \theta_{31}, \theta_{45}, \theta_{56}, \theta_{64}$, one of which is labelled θ in Fig. 5. θ_{ij} is the angle between the $\text{H}_i\text{–C–C}$ and $\text{H}_j\text{–C–C}$ planes, where protons i and j belong to the same CH_3 group. Only four of the six angles are linearly independent due to the constraints $\theta_{12} + \theta_{23} + \theta_{31} = \theta_{45} + \theta_{56} + \theta_{64} = 2\pi$. The positive directions of rotation for the θ_{ij}

angles are from proton 1 → 2 → 3 for the one CH₃ group, and from proton 4 → 5 → 6 for the other. The independent coordinates constructed from the six θ_{ij} angles are

$$\begin{aligned}\gamma_1 &= \frac{1}{\sqrt{6}}(2\theta_{23} - \theta_{31} - \theta_{12}), \\ \gamma_2 &= \frac{1}{\sqrt{2}}(\theta_{31} - \theta_{12}), \\ \delta_1 &= \frac{1}{\sqrt{6}}(2\theta_{56} - \theta_{64} - \theta_{45}), \\ \delta_2 &= \frac{1}{\sqrt{2}}(\theta_{64} - \theta_{45}),\end{aligned}\tag{17}$$

which transform as the G representation of G_{36} .

To describe the orientation of the ethane molecule with Euler angles, one approach is to attach coordinate axes on each CH₃ group. Here, the z axis is the same for both and points from C_b to C_a , while the x_a and x_b axes point in the direction of C_a -H₁ and C_b -H₄, respectively, when the molecule is viewed in the Newman projection of Fig. 4. The y axes ensure that the Cartesian axes are right handed. With this construction, the θ and ϕ Euler angles describing the direction of the z axis for CH₃ group are the same while the χ angles describing the rotation about the z axis are different and are denoted by χ_a and χ_b . These increase in the counterclockwise direction due to the right hand rule. This essentially follows Section 15.4.4 of [1] in the definition of the Euler angles according to the convention described in Section 10.1.1 of [1].

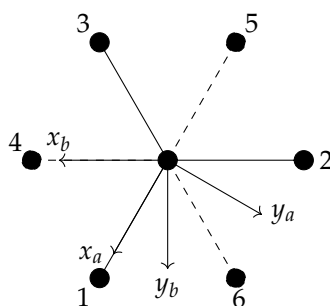


Figure 4. A Newman projection of ethane, with the CH₃ group containing protons 1, 2, and 3, indicated by solid C–H bonds, being closest to the viewer. The x and y components of the coordinate axes attached to each CH₃ group is shown, the subscript a signifying that the coordinate axes are for the C_a H₃ group. To ensure the coordinate system is right handed, the z axis (the same for both groups) points from C_b to C_a . With this construction, the θ and ϕ Euler describing the direction of the z axis are the same for CH₃ group are the same while the χ angle describing the rotation about the z axis different and are denoted by χ_a and χ_b . These increase in the counterclockwise direction due to the right hand rule.

As described in [1], to achieve maximum separation of the torsional and rotational motion, it is expedient to define two new coordinates from χ_a and χ_b . We set the rotational coordinate χ to

$$\chi = \frac{1}{2}(\chi_a + \chi_b)\tag{18}$$

and hence our x axis shown in Fig. 5 halves the angle between H₁–C–C and H₄–C–C and increases in the counterclockwise direction. The torsional angle τ could be defined as

$$\tau = \chi_a - \chi_b\tag{19}$$

and hence, as indicated in Fig. 5, is the angle from H_4-C-C to H_1-C-C in the counterclockwise direction. In the TROVE calculations, we use a different choice and define τ as the average of three dihedral angles. To define these, we form three pairs of protons (4, 1), (6, 2), and (5, 3) with the two members belonging to different CH_3 groups. The pairs are chosen such that the protons i and j in each (i, j) pair form a dihedral angle τ_{ij} of π in the staggered equilibrium geometry of Fig. 1 and $\tau_{ij} = 0$ for the eclipsed geometry (see Fig. 6), using the labelling of Fig. 2. In a general instantaneous geometry, each (i, j) pair defines a dihedral angle τ_{ij} (where the positive direction of rotation for the τ_{ij} angles is from proton $1 \rightarrow 2 \rightarrow 3$) and the torsional angle is then given by a symmetric combination

$$\tau = \frac{1}{3}(\tau_{41} + \tau_{62} + \tau_{53}). \quad (20)$$

With this definition, $\tau = 0, 2\pi/3$ and $4\pi/3$ correspond to eclipsed configurations, while at $\tau = \pi/3, \pi, 5\pi/3$ the molecule is in one of its three equilibrium geometries. The torsional angle τ has definite transformation properties under the operations of G_{36} (see also Appendix D). As discussed in Section 6.3, the two coordinate-pair values (τ, χ) and $(\tau + 2\pi, \chi + \pi)$ describe the same physical situation. However, the coordinate which τ is based on, $\chi_a - \chi_b$, has a range of 4π . Although a given geometry can be described by a value of τ in the interval $[0, 2\pi]$, we must allow τ to range over $[0, 4\pi]$ to obtain a correct correlation with $\chi_a - \chi_b$ (see Section 6.3 below).

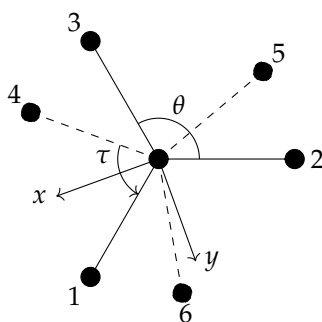


Figure 5. A Newman projection of ethane, with the CH_3 group containing protons 1, 2, 3, indicated by solid C–H bonds, being closest to the viewer. One of the dihedral angles used in the vibrational subsets is labelled by θ and the torsional angle is labelled by τ and is measured in the counterclockwise direction. The x axis halves the dihedral angle between the H_1-C-C and H_4-C-C planes.

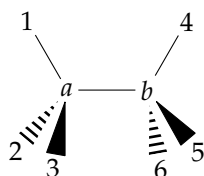


Figure 6. Ethane in the eclipsed configuration.

In conclusion, the coordinate subsets, for which we initially diagonalize reduced Hamiltonians, are

1. the C–C bond length R ,
2. six C–H bond lengths $r_k, k = 1, 2, \dots, 6$,
3. six bond angles $\angle(H_k-C-C) = \alpha_k, k = 1, 2, \dots, 6$,
4. four dihedral-angle coordinates $\gamma_1, \gamma_2, \delta_1$, and δ_2 ,
5. the torsional angle τ , and
6. the three rotational angles (θ, ϕ, χ) .

The primitive basis functions for subsets 1, 2, 3, and 5 are obtained using the Numerov-Cooley approach [3,42,43], while we use harmonic-oscillator eigenfunctions [1] for subset 4. The primitive basis set 5 is obtained by solving the 1D torsional Schrödinger equation

$$\left[-\frac{1}{2} \frac{\partial}{\partial \tau} g_{\tau,\tau}^{1D}(\tau) \frac{\partial}{\partial \tau} + V^{1D}(\tau) \right] |n\rangle = E_n |n\rangle \quad (21)$$

using the basis set constructed from the normalised, 4π -periodic Fourier series functions $\sqrt{1/2\pi} \cos(k\tau/2)$ and $\sqrt{1/2\pi} \sin(k\tau/2)$. Here $g_{\tau,\tau}^{1D}(\tau)$ is the purely torsional element of the TROVE kinetic-energy g -matrix (see [3]) and $V^{1D}(\tau)$ is the 1-dimensional, $2\pi/3$ -periodic torsional part of the 18D potential energy function of ethane with the remaining 17 vibrational coordinates set to their equilibrium values. For both the kinetic-energy function $g_{\tau,\tau}^{1D}(\tau)$ and the potential function $V^{1D}(\tau)$ we must consider τ -values in the extended interval $[0, 4\pi]$ as detailed in Section 6.3 below.

6.2. Transformation of the vibrational coordinates under G_{36}

As described in Section 3, one can construct every operation of G_{36} with only four generating operations. In the TROVE calculations, we use the generators $R_2^{(-)} = (132)(456)$, $R_2^{(+)} = (123)(456)$, $R_3^{(+)} = (14)(26)(35)(ab)^*$ and $R_4^{(-)} = (14)(25)(36)(ab)$. Then, to describe the transformation properties of a coordinate for all elements in G_{36} , we need only determine these properties for the four generating operations. We have implemented in TROVE the procedure to generate the irreducible representations of G_{36} based on these four group generators and the multiplication rules from Table 1. The latter can be conveniently represented as the following recursive rule:

$$T_i = T_j T_k, \quad (22)$$

where the operations T_i , T_j and T_k ($i, j, k = 1, \dots, 36$) are as organised in Table 3.

Each of the vibrational coordinates and the torsional coordinate can be expressed as a function of the nuclear Cartesian coordinates. In the following, and in Appendix C, we describe the procedure in determining the transformation of these coordinates under the G_{36} operations in a systematic way, although in the majority of cases the result is intuitive.

The C–C bond length R is invariant under all G_{36} operations. We label the six C–H $_k$ bond lengths r_k , and the six bond angles $\angle H_k\text{--C--C} = \alpha_k$, by the generic labels β_k , as the two subsets transform identically. The transformation properties are determined by recognizing that after the operation $O_i \in G_{36}$ has been carried out, the proton 1, say, occupies the position previously occupied by the proton k (and the C nucleus to which it is bound has moved with it), and therefore the transformed value of the C–H $_1$ bond length is $r'_1 = r_k$, the original value of the C–H $_k$ bond length, with analogous considerations for the bond lengths r_2, \dots, r_6 , and the α_i angles.

For $(\beta_1, \beta_2, \beta_3)$, we obtain the following transformation properties under the generating operations:

$$\begin{aligned} \begin{pmatrix} \beta'_1 \\ \beta'_2 \\ \beta'_3 \end{pmatrix} &= \begin{pmatrix} 0 & 0 & 1 \\ 1 & 0 & 0 \\ 0 & 1 & 0 \end{pmatrix} \begin{pmatrix} \beta_1 \\ \beta_2 \\ \beta_3 \end{pmatrix} \text{ for } (123)(456), & \begin{pmatrix} \beta'_1 \\ \beta'_2 \\ \beta'_3 \end{pmatrix} &= \begin{pmatrix} 1 & 0 & 0 \\ 0 & 0 & 1 \\ 0 & 1 & 0 \end{pmatrix} \begin{pmatrix} \beta_4 \\ \beta_5 \\ \beta_6 \end{pmatrix} \text{ for } (14)(26)(35)(ab)^*, \\ \begin{pmatrix} \beta'_1 \\ \beta'_2 \\ \beta'_3 \end{pmatrix} &= \begin{pmatrix} 0 & 1 & 0 \\ 0 & 0 & 1 \\ 1 & 0 & 0 \end{pmatrix} \begin{pmatrix} \beta_1 \\ \beta_2 \\ \beta_3 \end{pmatrix} \text{ for } (132)(456), & \begin{pmatrix} \beta'_1 \\ \beta'_2 \\ \beta'_3 \end{pmatrix} &= \begin{pmatrix} 1 & 0 & 0 \\ 0 & 1 & 0 \\ 0 & 0 & 1 \end{pmatrix} \begin{pmatrix} \beta_4 \\ \beta_5 \\ \beta_6 \end{pmatrix} \text{ for } (14)(25)(36)(ab) \end{aligned}$$

while for $(\beta_4, \beta_5, \beta_6)$ they are given by

$$\begin{pmatrix} \beta'_4 \\ \beta'_5 \\ \beta'_6 \end{pmatrix} = \begin{pmatrix} 0 & 0 & 1 \\ 1 & 0 & 0 \\ 0 & 1 & 0 \end{pmatrix} \begin{pmatrix} \beta_4 \\ \beta_5 \\ \beta_6 \end{pmatrix} \text{ for } (123)(456), \quad \begin{pmatrix} \beta'_4 \\ \beta'_5 \\ \beta'_6 \end{pmatrix} = \begin{pmatrix} 1 & 0 & 0 \\ 0 & 0 & 1 \\ 0 & 1 & 0 \end{pmatrix} \begin{pmatrix} \beta_1 \\ \beta_2 \\ \beta_3 \end{pmatrix} \text{ for } (14)(26)(35)(ab)^*,$$

Table 3. The recursive rules to generate the elements of G_{36} using the four generators $T_2 = R_2^{(+)} = (123)(465)$, $T_4 = R_4^{(-)} = (14)(25)(36)(ab)$, $T_7 = R_2^{(-)} = (132)(456)$, and $T_{19} = R_4^{(+)} = (14)(26)(35)(ab)^*$. See also Table 1 for the class structure of G_{36} and Fig. 7 for an illustration of the effects of the generators.

$T_1 = E$		$T_{19} = (14)(25)(36)(ab) = R_4^{(-)}$
$T_2 = (123)(456) = R_2^{(+)}$		$T_{20} = (16)(24)(34)(ab) = T_7 T_{21}$
$T_3 = (132)(465) = T_2^2$		$T_{21} = (15)(26)(34)(ab) = T_7 T_{19}$
$T_4 = (14)(26)(35)(ab)^* = R_4^{(+)}$		$T_{22} = (153426)(ab) = T_{19} T_2$
$T_5 = (16)(25)(34)(ab)^* = T_2 T_6$		$T_{23} = (162435)(ab) = T_{19} T_3$
$T_6 = (15)(24)(36)(ab)^* = T_2 T_4$		$T_{24} = (143624)(ab) = T_{20} T_2$
$T_7 = (132)(456) = R_2^{(-)}$		$T_{25} = (152634)(ab) = T_{20} T_3$
$T_8 = (123)(465) = T_7^2$		$T_{26} = (163524)(ab) = T_{21} T_2$
$T_9 = (465) = T_7 T_2$		$T_{27} = (142536)(ab) = T_{21} T_3$
$T_{10} = (123) = T_7 T_3$		$T_{28} = (23)(56)^* = T_{19} T_4$
$T_{11} = (132) = T_8 T_2$		$T_{29} = (13)(46)^* = T_{19} T_5$
$T_{12} = (456) = T_8 T_3$		$T_{30} = (12)(45)^* = T_{19} T_6$
$T_{13} = (152436)(ab)^* = T_7 T_4$		$T_{31} = (12)(46)^* = T_{20} T_4$
$T_{14} = (142635)(ab)^* = T_7 T_5$		$T_{32} = (23)(45)^* = T_{20} T_5$
$T_{15} = (162534)(ab)^* = T_7 T_6$		$T_{33} = (13)(56)^* = T_{20} T_6$
$T_{16} = (163425)(ab)^* = T_8 T_4$		$T_{34} = (13)(45)^* = T_{21} T_4$
$T_{17} = (153624)(ab)^* = T_8 T_5$		$T_{35} = (12)(56)^* = T_{21} T_5$
$T_{18} = (143526)(ab)^* = T_8 T_6$		$T_{36} = (23)(46)^* = T_{21} T_6$

$$\begin{pmatrix} \beta'_4 \\ \beta'_5 \\ \beta'_6 \end{pmatrix} = \begin{pmatrix} 0 & 0 & 1 \\ 1 & 0 & 0 \\ 0 & 1 & 0 \end{pmatrix} \begin{pmatrix} \beta_4 \\ \beta_5 \\ \beta_6 \end{pmatrix} \text{ for (132)(456),} \quad \begin{pmatrix} \beta'_4 \\ \beta'_5 \\ \beta'_6 \end{pmatrix} = \begin{pmatrix} 1 & 0 & 0 \\ 0 & 1 & 0 \\ 0 & 0 & 1 \end{pmatrix} \begin{pmatrix} \beta_1 \\ \beta_2 \\ \beta_3 \end{pmatrix} \text{ for (14)(25)(36)(ab).}$$

The dihedral-angle coordinates $(\gamma_1, \gamma_2, \delta_1, \delta_2)$ are mixed by the G_{36} operations. The transformation properties are most easily determined by using the correspondence with the transformation of the r_k and α_k coordinates. For (γ_1, γ_2) we write

$$\begin{pmatrix} \gamma_1 \\ \gamma_2 \\ 2\pi \end{pmatrix} = \mathbf{Z} \begin{pmatrix} \theta_{12} \\ \theta_{23} \\ \theta_{31} \end{pmatrix} \quad (23)$$

with

$$\mathbf{Z} = \begin{pmatrix} -\frac{1}{\sqrt{6}} & \frac{2}{\sqrt{6}} & -\frac{1}{\sqrt{6}} \\ -\frac{1}{\sqrt{2}} & 0 & \frac{1}{\sqrt{2}} \\ 1 & 1 & 1 \end{pmatrix} \quad (24)$$

where we have taken into account the constraint $\theta_{12} + \theta_{23} + \theta_{31} = 2\pi$ in the third row of \mathbf{Z} .

After we have carried out the operation (123)(456), the protons 1, 2, and 3 are found at the positions initially occupied by the protons 3, 1, and 2, respectively, and so the angles $\theta_{12}, \theta_{23}, \theta_{31}$ are permuted as follows

$$\begin{pmatrix} \theta'_{12} \\ \theta'_{23} \\ \theta'_{31} \end{pmatrix} = \begin{pmatrix} \theta_{31} \\ \theta_{12} \\ \theta_{23} \end{pmatrix} = \mathbf{S} \begin{pmatrix} \theta_{12} \\ \theta_{23} \\ \theta_{31} \end{pmatrix} = \mathbf{S} \mathbf{Z}^{-1} \begin{pmatrix} \gamma_1 \\ \gamma_2 \\ 2\pi \end{pmatrix} \quad (25)$$

with

$$\mathbf{S} = \begin{pmatrix} 0 & 0 & 1 \\ 1 & 0 & 0 \\ 0 & 1 & 0 \end{pmatrix} \quad (26)$$

and we can finally calculate the transformed values of (γ_1, γ_2) as

$$\begin{pmatrix} \gamma'_1 \\ \gamma'_2 \\ 2\pi \end{pmatrix} = \mathbf{Z} \begin{pmatrix} \theta'_{12} \\ \theta'_{23} \\ \theta'_{31} \end{pmatrix} = \mathbf{Z} \mathbf{S} \mathbf{Z}^{-1} \begin{pmatrix} \gamma_1 \\ \gamma_2 \\ 2\pi \end{pmatrix} \quad (27)$$

where

$$\mathbf{Z} \mathbf{S} \mathbf{Z}^{-1} = \begin{pmatrix} -\frac{1}{2} & -\frac{\sqrt{3}}{2} & 0 \\ \frac{\sqrt{3}}{2} & -\frac{1}{2} & 0 \\ 0 & 0 & 1 \end{pmatrix}. \quad (28)$$

With the upper 2×2 corner of this matrix we can express the transformed values (γ'_1, γ'_2) in terms of (γ_1, γ_2) . The transformation matrix for (γ_1, γ_2) for (123)(456), and the ones for the other generating operations, obtained in a similar manner, are

$$\begin{pmatrix} \gamma'_1 \\ \gamma'_2 \end{pmatrix} = \begin{pmatrix} -\frac{1}{2} & -\frac{\sqrt{3}}{2} \\ \frac{\sqrt{3}}{2} & -\frac{1}{2} \end{pmatrix} \begin{pmatrix} \gamma_1 \\ \gamma_2 \end{pmatrix} \text{ for (123)(456),} \quad \begin{pmatrix} \gamma'_1 \\ \gamma'_2 \end{pmatrix} = \begin{pmatrix} 1 & 0 \\ 0 & -1 \end{pmatrix} \begin{pmatrix} \delta_1 \\ \delta_2 \end{pmatrix} \text{ for (14)(26)(35)(ab)*,}$$

$$\begin{pmatrix} \gamma'_1 \\ \gamma'_2 \end{pmatrix} = \begin{pmatrix} -\frac{1}{2} & \frac{\sqrt{3}}{2} \\ -\frac{\sqrt{3}}{2} & -\frac{1}{2} \end{pmatrix} \begin{pmatrix} \gamma_1 \\ \gamma_2 \end{pmatrix} \text{ for (132)(456),} \quad \begin{pmatrix} \gamma'_1 \\ \gamma'_2 \end{pmatrix} = \begin{pmatrix} 1 & 0 \\ 0 & 1 \end{pmatrix} \begin{pmatrix} \delta_1 \\ \delta_2 \end{pmatrix} \text{ for (14)(25)(36)(ab),}$$

and those for (δ_1, δ_2) are given by

$$\begin{pmatrix} \delta'_1 \\ \delta'_2 \end{pmatrix} = \begin{pmatrix} -\frac{1}{2} & -\frac{\sqrt{3}}{2} \\ \frac{\sqrt{3}}{2} & -\frac{1}{2} \end{pmatrix} \begin{pmatrix} \delta_1 \\ \delta_2 \end{pmatrix} \text{ for (123)(456),} \quad \begin{pmatrix} \delta'_1 \\ \delta'_2 \end{pmatrix} = \begin{pmatrix} 1 & 0 \\ 0 & -1 \end{pmatrix} \begin{pmatrix} \gamma_1 \\ \gamma_2 \end{pmatrix} \text{ for (14)(26)(35)(ab)*,}$$

$$\begin{pmatrix} \delta'_1 \\ \delta'_2 \end{pmatrix} = \begin{pmatrix} -\frac{1}{2} & -\frac{\sqrt{3}}{2} \\ \frac{\sqrt{3}}{2} & -\frac{1}{2} \end{pmatrix} \begin{pmatrix} \delta_1 \\ \delta_2 \end{pmatrix} \text{ for } (132)(456), \quad \begin{pmatrix} \delta'_1 \\ \delta'_2 \end{pmatrix} = \begin{pmatrix} 1 & 0 \\ 0 & 1 \end{pmatrix} \begin{pmatrix} \gamma_1 \\ \gamma_2 \end{pmatrix} \text{ for } (14)(25)(36)(ab).$$

6.3. The extended molecular symmetry group $G_{36}(\text{EM})$ and the transformation of the torsional coordinate

As explained in Section 15.4.4 of [1], our separation of the rotational and torsional degrees of freedom has led χ and τ being double-valued. That is, there are two sets of (χ, τ) values associated with the same physical situation. This is most straightforwardly seen by considering Eq. (18) and the three angles χ_a , χ_b , and χ appearing in it. The angle χ_a is determined entirely by the positions in space of the protons 1, 2, 3 and their carbon nucleus C_a ; χ_b is determined by the positions of the protons 4, 5, 6 and their carbon nucleus C_b ; and χ is the average of the two. Due to the 2π periodicity of χ_a , increasing it by 2π does not change the positions in space of the nuclei in C_aH_3 , however in this case $\chi \rightarrow \chi + \pi$ and $\tau \rightarrow \tau + 2\pi$. That is, the two coordinate pairs (χ, τ) and $(\chi + \pi, \tau + 2\pi)$ describe identical physical situations.

One way of avoiding the ambiguity described above would be to use a molecule-fixed axis system with, for example, $\chi = \chi_a$. This molecule-axis system is attached to the CH_3 group with the protons 1, 2, 3, and not influenced by the other CH_3 group. A χ coordinate chosen in this manner has no ambiguity. However, as already mentioned it is advantageous to choose χ according to Eq. (18) since this choice (called the Internal Axis Method (IAM), see Section 15.2.2 of [1]) yields a particularly useful form of the rotation-torsion-vibration Hamiltonian with minimized coupling between rotation and torsion. It is desirable to keep the definition of χ from Eq. (18) and find a way of treating the ambiguity. We use here the procedure first proposed by Hougen [44] in 1964, primarily for dimethylacetylene H_3CCCCH_3 , whose internal rotation is essentially free, but generally applicable to other molecules such as ethane H_3CCH_3 , hydrogen peroxide $HOOH$, and disulfane $HSSH$ with two identical moieties carrying out internal rotation. Recently, these ideas have been extended to molecules with two different moieties and applied to oxadisulfane (a.k.a. hydrogen thio-peroxide) $HSOH$ [45,46], and more recently they have been applied to computation of the rotation-torsion-vibrational spectra of hydrogen peroxide $HOOH$ in Ref. [21,26], where the $HOOH$ kinetic energy operator was built using the x -axis chosen to halve the dihedral angle between the H_1-O-O and H_4-O-O planes, as well as in Ref. [47].

We consider the effect of G_{36} operations on χ_a , described thoroughly in Section 12.1.1 of [1], where the axes are rotated in such a way that the coordinates of the nuclei – measured in a space-fixed axis system – remain the same after the operation, assuming the C_aH_3 group is in the equilibrium configuration. Considering the operation (123), we see that, using our convention, χ_a becomes $\chi_a + 4\pi/3$ or, equivalently, $\chi_a - 2\pi/3$. This would correspond to the pair (τ, χ) becoming $(\tau + 4\pi/3, \chi + 2\pi/3)$ or $(\tau - 2\pi/3, \chi - \pi/3)$, which are no longer equivalent but correspond to the same physical situation as noted before. For $(123)^3 = E$, the changes become $(\tau + 4\pi, \chi + 2\pi) = (\tau, \chi)$ or $(\tau - 2\pi, \chi - \pi) = (\tau + 2\pi, \chi + \pi)$. These are illustrated in Fig. 7(A) and Fig. 7(F), respectively.

In order to deal with the double-valuedness of (τ, χ) , we extend the symmetry description in the manner first introduced by Hougen [44], by extending G_{36} to the extended molecular symmetry group $G_{36}(\text{EM})$ as explained in Section 15.4.4 of [1]. To appreciate the definition of $G_{36}(\text{EM})$, we note that the internal coordinates R , r_k and α_k ($k = 1, 2, \dots, 6$), γ_1 , γ_2 , δ_1 , δ_2 , θ , and ϕ used for ethane in the present work are all “space-fixed” in the sense of Section 15.4.4 in [1]; the instantaneous values of these coordinates can be unambiguously obtained from the instantaneous coordinate values of the nuclei in a Cartesian, space-fixed axis system [1], XYZ say. Appendix C explains in detail how the internal coordinates values are determined from the Cartesian coordinate values.

We present here the ideas of Hougen [44], using the more modern notation of Section 15.4.4 in [1]. The extension of G_{36} to $G_{36}(\text{EM})$ involves the introduction of a fictitious operation E' (taken to be different from the identity E) which, for ethane, we can think of as letting the C_aH_3 do a full torsional revolution relative to the C_bH_3 . That is, E' has the effect of transforming $\chi \rightarrow \chi + \pi$ and $\tau \rightarrow \tau + 2\pi$. After the application of $(E')^2$ the molecule-fixed axis system is back where it started, and so we take

$(E')^2 = E$. E' does not affect the space-fixed nuclear coordinates; it has the same effect as the identity operation on the complete rotation-torsion-vibration wavefunction of ethane.

We now define four generating operations a, b, c and d that transform χ and τ unambiguously and have the same effect on the space-fixed coordinates [R, r_k and α_k ($k = 1, 2, \dots, 6$), $\gamma_1, \gamma_2, \delta_1, \delta_2, \theta$, and ϕ] as the G_{36} operations (123), (456), (14)(26)(35)(ab)^{*} and (23)(56)^{*}, respectively. Tables A-28 and A-33 of [1] are the character tables of G_{36} and $G_{36}(\text{EM})$, respectively. Comparison of the two tables shows that the four generating operations $R_2^{(-)} = (132)(456)$, $R_2^{(+)} = (123)(456)$, $R_4^{(+)} = (14)(26)(35)(ab)^*$ and $R_4^{(-)} = (14)(25)(36)(ab)$ chosen for G_{36} in the present work correspond to ab, a^5b, c , and dc , respectively. Following Section 15.4.4 of [1], we define in Table 4 the effect on χ and τ of the $G_{36}(\text{EM})$ generators. The approach of [1] to simply postulate, by definition, the effect of the $G_{36}(\text{EM})$ generators on χ and τ may appear arbitrary. It is not, however. We show in Fig. 7 how, for each of the four $G_{36}(\text{EM})$ generators ab, a^5b, c , and dc , the effect on χ and τ can be explained as the effect of the G_{36} partner of the $G_{36}(\text{EM})$ generator in question (Table 4).

Table 4. Transformation of the torsion angle τ and the rotation angle χ under the generators of $G_{36}(\text{EM})$.

Transformed τ	Transformed χ	$G_{36}(\text{EM})$ generator	G_{36} generator
$\tau - 4\pi/3$	χ	ab	(123)(456)
τ	$\chi + 2\pi/3$	a^5b	(132)(456)
$2\pi - \tau$	$\chi + \pi$	c	(14)(26)(35)(ab) [*]
τ	χ	dc	(14)(25)(36)(ab)
$\tau + 2\pi$	$\chi + \pi$	E'	

The group generated by the five operations a, b, c, d , and E' has 72 elements and, as mentioned above, it is denoted $G_{36}(\text{EM})$, called an extended molecular symmetry (EMS) group, and its character table is given as Table A-33 of [1]. This character table shows that we can think of $G_{36}(\text{EM})$ as a direct product

$$G_{36}(\text{EM}) = G_{36} \times \{E, E'\}, \quad (29)$$

where the group G_{36} is constructed from the generating operations a, b, c and d ; it is isomorphic to G_{36} , so that it has the irreducible representations given in Table 2. The two-element group $\{E, E'\}$ is cyclic of order 2 and has two irreps A' and A'' , both one-dimensional, with the representation matrices 1 or -1 , respectively, under E' . The irreps of $G_{36}(\text{EM})$ are straightforwardly constructed from those of G_{36} . Each irrep Γ of G_{36} in Table 2 gives rise to two irreps of $G_{36}(\text{EM})$, $\Gamma_s = (\Gamma, A')$ and $\Gamma_d = (\Gamma, A'')$ as given in Table A-33 of [1]. An irrep Γ_s has identical characters for the operations E and E' , $\chi_s[E'] = \chi_s[E]$, whereas for the irrep Γ_d , $\chi_d[E'] = -\chi_d[E]$. As long as we pretend that $E' \neq E$, we must also pretend that the coordinate values (τ, χ) and $E'(\tau, \chi) = (\tau + 2\pi, \chi + \pi)$ describe different physical situations. As a consequence, we must allow τ to be periodic with a period of 4π as already mentioned in connection with Eq. (21). The torsional potential energy function $V^{1D}(\tau)$ is periodic with period 2π , $V^{1D}(\tau) = V^{1D}(\tau + 2\pi)$ for $\tau \in [0, 2\pi]$, and this symmetry causes the torsional wavefunctions $|n\rangle$ from Eq. (21) to be either symmetric (of Γ_s symmetry) or antisymmetric (of Γ_d symmetry) under E' .

We know that in reality, $E' = E$, and so only functions and coordinates with Γ_s symmetries occur in nature. Since we can form, for example, basis functions of an allowed Γ_s symmetry as products of an even number of factors, each with a forbidden symmetry Γ'_d , say, we need to consider also the Γ_d symmetries initially for the torsional and rotational basis functions. The final wavefunctions resulting from our theoretical calculations should be subjected to a 'reality check': They must necessarily have a Γ_s symmetry in $G_{36}(\text{EM})$. In particular, torsional basis functions of d symmetry must be combined with rotational basis functions of d symmetry to produce a torsion-rotation basis function of an allowed s symmetry.

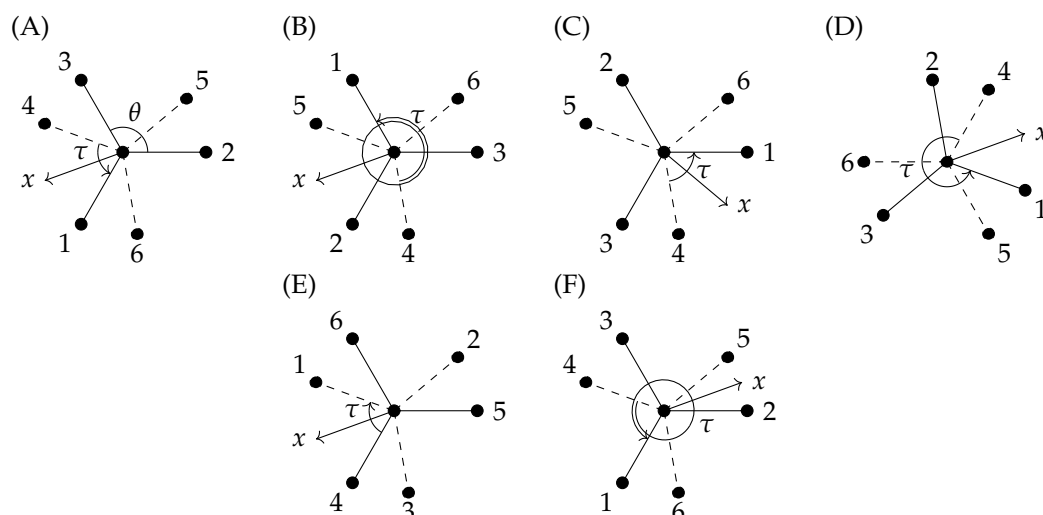


Figure 7. Newman projections of ethane showing the effects of the $G_{36}(\text{EM})$ generators (and their G_{36} partners; see Table 4) on τ and χ ; the change of τ is represented by the curved arrow encircling the C–C axis and the change of χ is illustrated by the change in x -axis orientation. (A): Starting configuration with $\tau = 4\pi/9$ and the x -axis forming the clockwise angle $8\pi/9$ with the horizontal. (B): The effect of $ab \sim (123)(465)$ which causes τ to decrease by $4\pi/3$ (equivalent to an increase of $8\pi/3$) and χ to remain constant. (C): The effect of $a^5 b \sim (132)(456)$ with τ remaining constant and χ changing by $+2\pi/3$. (D): The effect of $c \sim (14)(26)(35)(ab)^*$ with $\tau \rightarrow 2\pi - \tau$ and $\chi \rightarrow \chi + \pi$. (E): The effect of $d c \sim (14)(25)(36)(ab)$ under which τ and χ are both invariant. (F): The effect of E' which has no G_{36} partner, $E' \tau = \tau + 2\pi$ and $E' \chi = \chi + \pi$.

6.4. Rigid-symmetric-rotor function representations

As mentioned above, we use the rigid-symmetric-rotor eigenfunctions $|J, k, m\rangle$ [1] as primitive rotational basis functions. For $K \neq 0$ (where $K = |k|$), the corresponding symmetrized functions are defined as

$$|JKm\eta\rangle = \frac{i^\eta (-1)^\sigma}{\sqrt{2}} (|J, k, m\rangle + (-1)^{J+K} |J, -k, m\rangle) \quad (30)$$

where

$$\begin{cases} \sigma = K \bmod 3 & \eta = 1 \\ \sigma = 0 & \eta = 0, \end{cases} \quad (31)$$

while for $K = 0$ it is $|J00\eta\rangle = i^\eta |J, 0, 0\rangle$ where $\eta = J \bmod 2$. Using the rigid rotor transformation properties given in Eqs. (12-46) and (12-47) of [1], along with Tables 12-1 and 15-6 of [1], we can determine the irreps of the rigid rotor basis functions; the results are summarised in Table 5.

6.5. Symmetrisation of the basis set

Once a set of basis functions has been constructed for one of the subsets mentioned above as eigenfunctions of a 1D Schrödinger equation, the degenerate eigenfunctions (which in general transform reducibly) are symmetrised by a sampling and projection procedure described in sections 4 and 5 of [48]. Briefly, a set of geometries is sampled (typically around 50) and each MS operation is applied to the eigenfunctions to obtain an overdetermined set of linear equations which are solved for the transformation matrix effecting the operation on the degenerate eigenfunctions. Using the traces of these matrices and the irrep matrices, one can obtain the irreducible coefficients of the reducible matrix as well as projection operators onto the irreps. These operators are then applied to the eigenfunctions to generate the symmetrized basis functions.

One then produces the basis functions for the complete TROVE calculation as products of the symmetrised 1D basis functions, one 1D basis function from each of the sets defined above. In

Table 5. The irreps of the rigid rotor wavefunctions. For $K > 0$, the two functions with $\eta = 0, 1$ generate a two-dimensional irrep or the direct sum of two one-dimensional irreps. For a given K value, we list first the $\eta = 0$ function and then the $\eta = 1$ one. n is a positive integer.

K	Γ
0 (J even)	A_{1s}
0 (J odd)	A_{2s}
$K = 3n$ (K even)	$A_{1s} \oplus A_{2s}$
$K = 3n$ (K odd)	$A_{4d} \oplus A_{3d}$
$K = 3n + 1$ (K even)	E_{1s}
$K = 3n + 1$ (K odd)	E_{2d}
$K = 3n + 2$ (K even)	E_{1s}
$K = 3n + 2$ (K odd)	E_{2d}

general, these total basis functions do not transform irreducibly, and so a further application of the symmetrisation procedure is required, although the sampling step can be omitted as the transformation properties of the ‘factor’ functions are already known.

7. Potential Energy Function of Ethane in a Symmetry Adapted Representation

To represent the PES analytically, an on-the-fly symmetrization procedure has been implemented (see, e.g., [22]). We first introduce the stretching coordinates

$$\xi_1 = 1 - \exp(-a(R - R_e)) \quad (32)$$

$$\xi_j = 1 - \exp(-b(r_i - r_e)); \quad j = 2, 3, 4, 5, 6, 7, \quad i = j - 1, \quad (33)$$

(a is used for the C–C internal coordinate R , and b is used for the six C–H internal coordinates r_1, r_2, r_3, r_4, r_5 and r_6) the bending angular coordinates

$$\xi_k = (\alpha_i - \alpha_e); \quad k = 8, 9, 10, 11, 12, 13, \quad i = k - 7, \quad (34)$$

the dihedral coordinates from Eq. (17)

$$(\xi_{14}, \xi_{15}, \xi_{16}, \xi_{17}) = (\gamma_1, \gamma_2, \delta_1, \delta_2) \quad (35)$$

and, finally, the torsional term

$$\xi_{18} = 1 + \cos 3\tau \quad (36)$$

where τ is defined in Eq. (20). The quantities R_e, r_e and α_e are the equilibrium structural parameter values of C_2H_6 .

Taking an initial potential term of the form

$$V_k^{\text{initial}} = \prod_{i=1}^{18} \xi_i^{k_i} \quad (37)$$

with maximum expansion order $\sum_i k_i = 6$, each symmetry operation T_X of G_{36} (see Table 3) is independently applied to V_k^{initial} , i.e.

$$V_k^{T_X} = T_X V_k^{\text{initial}}(\xi) = T_X \left(\prod_{i=1}^{18} \xi_i^{k_i} \right) \quad (38)$$

where T_X is one of the 36 operators of G_{36} , to create 36 new terms. Here k denotes the 18-dimensional hyper-index k_1, k_2, \dots, k_{18} and (ξ) denotes $\{\xi_1, \xi_2, \dots, \xi_{18}\}$. The results are summed up to produce a final term

$$V_k^{\text{final}} = \sum_{T_X} V_k^{T_X}, \quad (39)$$

which is itself subjected to the 36 G_{36} symmetry operations T_X to check its invariance. The total potential function is then given by the expression

$$V_{\text{total}}(\xi) = \sum_k f_k V_k^{\text{final}}(\xi) \quad (40)$$

where f_k are the corresponding expansion coefficients determined through a least-squares fitting to the *ab initio* data generated at the CCSD(T)-F12b/aug-cc-pVTZ level of theory. The details of the PES will be given elsewhere. The symmetry operations are represented as matrices and are generated from the four chosen generators as described above (see also [Appendix B](#)).

8. Numerical Example

In this section we will apply the symmetrisation procedure on a small test basis set for the ethane molecule. We will demonstrate how the method works for subsets 2 (six C–H_i stretching modes), 4 (four dihedral-angle modes $\gamma_1, \gamma_2, \delta_1, \delta_2$), and 5 (the torsional mode τ). In subset 1 (C–C stretch), the symmetrised wavefunctions are of A_{1s} symmetry only as each G_{36} operation leaves the bond length R invariant; in subset 3 (six C–C–H_i bending modes), each G_{36} element has the same effect on the coordinates as in subset 2, and so the irreps obtained for subset 3 are identical to those obtained for subset 2.

In TROVE calculations, the size of the primitive basis set is determined by the maximum polyad number P_{max} , which occurs in the inequality

$$P = a_1 n_1 + a_2 n_2 + a_3 n_3 + \dots \leq P_{\text{max}} \quad (41)$$

where n_i is the excitation number for the primitive basis function of coordinate i and a_i is its polyad coefficient. In our example all $a_i = 1$.

8.1. Subset 2 symmetrisation

For the six-member subset 2, we set the maximum polyad number to be 1, so the space is seven-dimensional. We consider here the 7 unsymmetrised eigenfunctions at lowest energy, the latter 4 being degenerate. As the first three of these eigenfunctions are non-degenerate, they are already symmetrised and no further work is required. The first one-dimensional energy solution (at 0.0 cm^{-1}) is essentially the primitive ground-state wavefunction with small contributions from the other primitives:

$$\Psi_1 = 0.9999374 |000000\rangle + \dots \quad (42)$$

where \dots signifies small (of the order 10^{-14}) contributions from other primitive functions (omitted in the following). For simplicity we give only 5–7 significant digits here, while the actual calculations are done in quadruple precision. The eigenfunction in Eq. (42) has A_{1s} symmetry.

The second one-dimensional solution (at 2929.16 cm^{-1}) is

$$\Psi_2 = \frac{1}{\sqrt{6}}(-|000001\rangle - |000010\rangle - |000100\rangle + |001000\rangle + |010000\rangle + |100000\rangle) \quad (43)$$

and has A_{4s} symmetry.

The final one-dimensional solution (at 2940.44 cm⁻¹) is

$$\Psi_3 = \frac{1}{\sqrt{6}}(|000001\rangle + |000010\rangle + |000100\rangle + |001000\rangle + |010000\rangle + |100000\rangle) \quad (44)$$

which is totally symmetric and so of A_{1s} symmetry.

The four unsymmetrised, degenerate solutions (at 3007.21 cm⁻¹) are

$$\begin{aligned} \Psi_4 &= +0.565540 |000001\rangle - 0.209498 |000010\rangle - 0.356041 |000100\rangle - 0.482230 |001000\rangle \\ &\quad - 4.233691 |010000\rangle + 0.524567 |100000\rangle \\ \Psi_5 &= -0.536788 |000010\rangle + 0.446199 |000100\rangle + 0.330258 |001000\rangle - 0.578016 |010000\rangle \\ &\quad + 0.247758 |100000\rangle \\ \Psi_6 &= +0.581276 |000001\rangle - 0.308888 |000010\rangle - 0.272388 |000100\rangle + 0.398602 |001000\rangle \\ &\quad + 0.157199 |010000\rangle - 0.555801 |100000\rangle \\ \Psi_7 &= -0.489104 |000010\rangle + 0.516345 |000100\rangle - 0.407635 |001000\rangle + 0.553226 |010000\rangle \\ &\quad - 0.145592 |100000\rangle \end{aligned} \quad (45)$$

which turns out to be of G_s symmetry, and thus also already symmetrised. However, in this case there is ambiguity in the group matrices describing the transformation properties of the degenerate wavefunctions. We therefore find and apply a unitary transformation on the wavefunctions to produce functions with transformation properties described by our ‘standard’ G representation matrices collected in Section B.2. To this end, we follow the sampling procedure from Ref. [48], derive the transformation properties of the above wavefunctions and convert them to have our ‘standard’ transformation properties. For this work, we modified the sampling procedure in TROVE by applying it to the five group generators only (out of 72). This simple modification led to a significant speedup of the sampling part of the code and is now the standard part of TROVE. The reduced symmetrised wavefunctions become

$$\begin{aligned} \Psi_4 &= \frac{1}{2\sqrt{3}}(-|000001\rangle - |000010\rangle + 2|000100\rangle - |001000\rangle - |010000\rangle + 2|100000\rangle) \\ \Psi_5 &= \frac{1}{2}(-|000001\rangle + |000010\rangle - |001000\rangle + |010000\rangle) \\ \Psi_6 &= \frac{1}{2\sqrt{3}}(-|000001\rangle - |000010\rangle + 2|000100\rangle + |001000\rangle + |010000\rangle - 2|100000\rangle) \\ \Psi_7 &= \frac{1}{2}(-|000001\rangle + |000010\rangle + |001000\rangle - |010000\rangle) \end{aligned} \quad (46)$$

which are recognised as the linear combinations (defined by the matrix \mathbf{V}) of bond lengths r_k that transform as the G_s irrep [Eq. (9)].

8.2. Subset 4 symmetrisation

For subset 4, we use a maximum polyad number of 1 and thus we have 5 eigenfunctions, one non-degenerate and four degenerate ones. $|0000\rangle$ is the first eigenfunction (at 0.0 cm^{-1}); it has A_{1s} symmetry. The other four unsymmetrised eigenfunctions (at 1469.30 cm^{-1}) are

$$\begin{aligned}\Psi_2 &= \frac{1}{\sqrt{2}}(|0001\rangle - |0100\rangle) \\ \Psi_3 &= -\frac{1}{\sqrt{2}}(|0001\rangle + |0100\rangle) \\ \Psi_4 &= -\frac{1}{\sqrt{2}}(|0010\rangle + |1000\rangle) \\ \Psi_5 &= \frac{1}{\sqrt{2}}(-|0010\rangle + |1000\rangle)\end{aligned}\tag{47}$$

which again turns out to be of G_s symmetry. Here and in the following, $\frac{1}{\sqrt{2}}$ stands for the numerical value $0.707106781186545 (\pm 10^{-15})$. The desired symmetrised functions are

$$\begin{aligned}\Psi_2 &= \frac{1}{\sqrt{2}}(|0010\rangle + |1000\rangle) \\ \Psi_3 &= \frac{1}{\sqrt{2}}(|0001\rangle + |0100\rangle) \\ \Psi_4 &= \frac{1}{\sqrt{2}}(|0010\rangle - |1000\rangle) \\ \Psi_5 &= \frac{1}{\sqrt{2}}(|0001\rangle - |0100\rangle).\end{aligned}\tag{48}$$

8.3. Subset 5 symmetrisation

For the one dimensional subset 5 we use a maximum polyad number of 29 and show, for illustrative purposes, the symmetrisation of the first three eigenfunctions. The lowest energy solution (at 0.0 cm^{-1} with A_{1s} symmetry) is:

$$\Psi_1 = 0.999958 |0\rangle + \dots\tag{49}$$

The second and third eigenfunctions (at 0.0029 cm^{-1}) are degenerate, and the unsymmetrised wavefunctions are

$$\begin{aligned}\Psi_2 &= +0.0272058 |1\rangle + 0.999588 |2\rangle + \dots \\ \Psi_3 &= -0.999588 |1\rangle + 0.0272058 |2\rangle + \dots\end{aligned}\tag{50}$$

These turn out to be of E_{3d} symmetry, which we then convert to

$$\begin{aligned}\Psi_2 &= -0.75926 |1\rangle - 0.65072 |2\rangle + \dots \\ \Psi_3 &= -0.65072 |1\rangle + 0.75926 |2\rangle + \dots\end{aligned}\tag{51}$$

to obey our 'standard' transformation properties imposed by the matrices in [Appendix B](#).

8.4. Torsional basis function symmetries

Fig. 8 shows the torsional potential energy as a function of τ . In order for the torsional basis functions to transform according to the irreps of the extended MS group $G_{36}(\text{EM})$, we obtain them as solutions of the 1D torsional Schrödinger equation in Eq. (21). In solving this Schrödinger equation in a Fourier-series basis [see the discussion of Eq. (21)], we let τ vary from 0 to 4π so that the potential

energy curve in Fig. 8 has six minima. In the figure, we indicate the lowest allowed torsional energies. Some of these energies are degenerate, i.e., associated with more than one eigenfunction of a given irreducible representation. In the limit of an infinite barrier height, we expect the energies to be six-fold degenerate. With the actual, finite height of the barrier, the energies form near-degenerate clusters with a total multiplicity of 6 as shown in Fig. 9. However, since our description of the torsional angle $\tau \in [0, 4\pi]$ is unphysical, only three of the states in the cluster (of s symmetry) exist in nature if they are combined with rigid-rotor basis functions of s symmetry. The other three states (of d symmetry) must be combined with rigid-rotor basis functions of d symmetry in order that the total rotation-torsion state can exist in nature. For $J = 0$, only the s -type torsional states will exist since only s -type rigid-rotor basis functions are available.

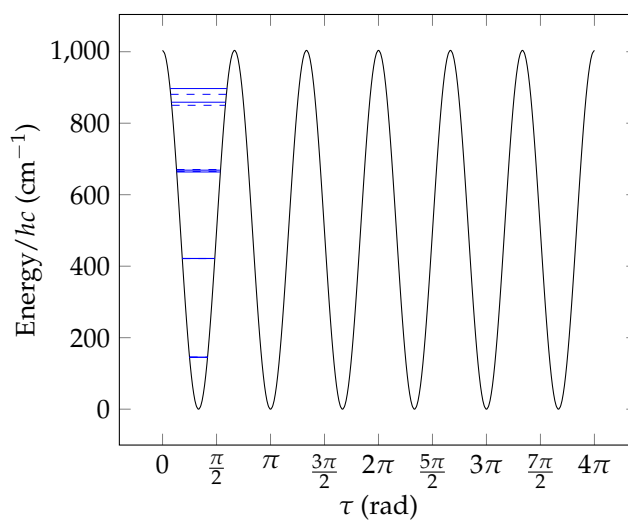


Figure 8. The torsional potential energy as a function of the torsion angle τ . The allowed energy values are marked by blue horizontal lines. Each energy may correspond to more than one eigenfunction of a given irreducible representation. Dashed lines indicate states of d -type symmetry.

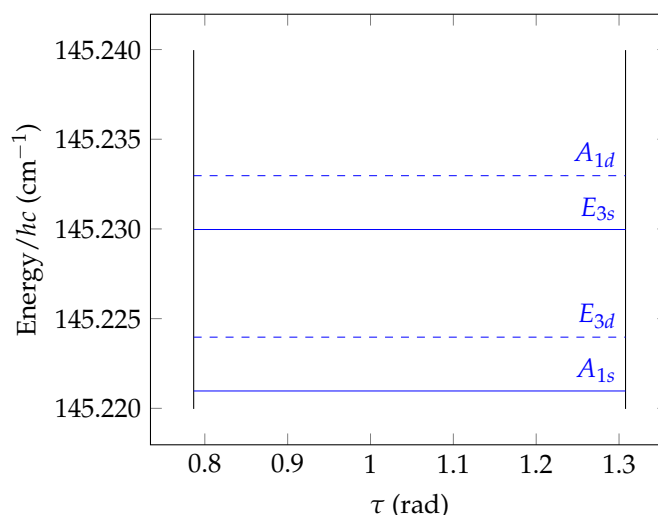


Figure 9. An enlarged detail of Fig. 8, showing the lowest energy cluster with the $G_{36}(\text{EM})$ symmetry labels indicated.

Fig. 10 shows the ground state torsional wavefunction which, as always, is totally symmetric (of A_{1s} symmetry) in $G_{36}(\text{EM})$. The effect of the $G_{36}(\text{EM})$ generators on τ is shown in Table 4. In Fig. 11 (left display) we show the doubly-degenerate wavefunctions of the first excited state. They span the E_{3d} irrep but must be transformed to obtain the transformation properties imposed by the E_{3d} matrices

described in Section B.1. The transformed functions, with the desired transformation properties are shown in Fig. 11 (right display).

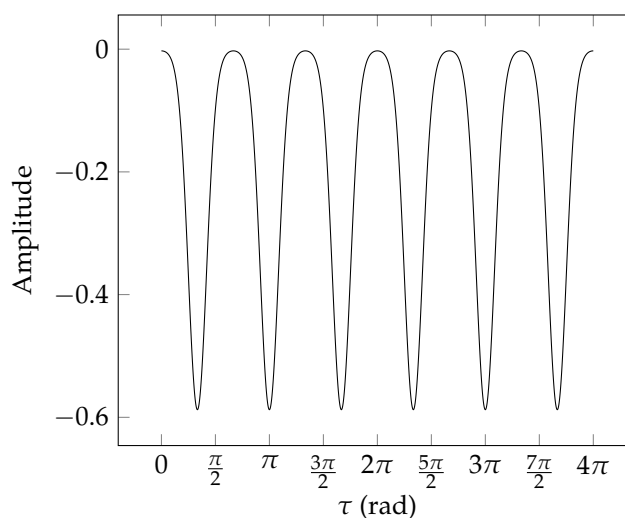


Figure 10. The ground state torsional wavefunction.

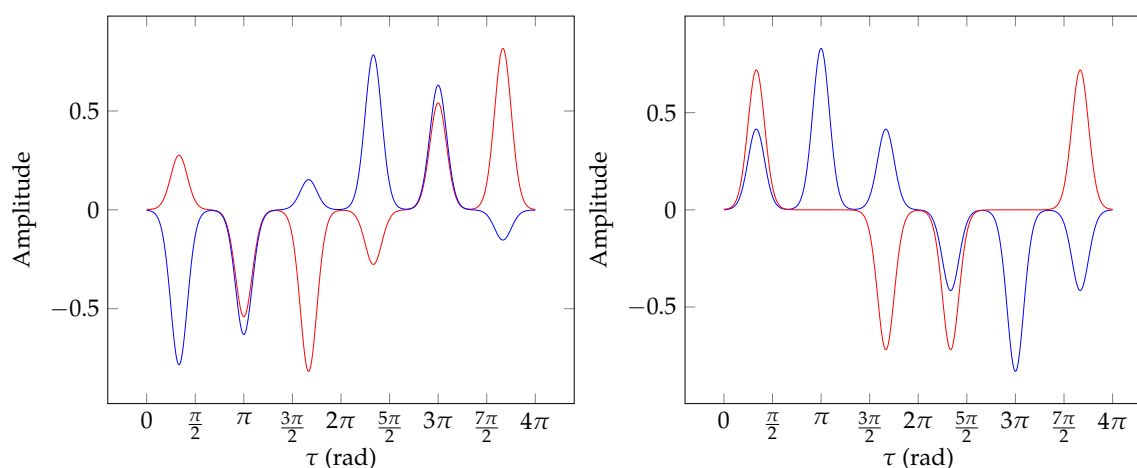


Figure 11. The degenerate first excited state torsional wavefunctions. Left display: The two wavefunctions which generate the E_{3d} irrep, but which do not transform as given by the transformation matrices of Section B.1, displayed as a red and a blue curve, respectively. Right display: The corresponding two E_{3d} wavefunctions obtained as transforming according to the transformation matrices of Section B.1 and displayed as a red and a blue curve, respectively.

The symmetry adapted ro-vibrational basis set functions are constructed as direct products of the symmetrized component functions from the different subspaces as $\Psi_{\lambda_0}^{(0),\Gamma_0} \otimes \Psi_{\lambda_1}^{(1),\Gamma_1} \otimes \Psi_{\lambda_2}^{(2),\Gamma_2} \dots \otimes \Psi_{\lambda_L}^{(L),\Gamma_L}$, where L is the number of vibrational subspaces. The symmetry of a product basis function is the direct product of the irreducible representations of the component functions. This symmetry must be further reduced, but this is rather straightforward when each component function generates one of the irreps of the group and has defined, ‘standard’ transformation properties. In this case we use the same projection operator symmetrization technique described above without further sampling of the symmetry properties of the corresponding components. The d -symmetry components are unphysical and must be disregarded. Some s symmetry ro-vibrational basis functions will necessarily contain products of the d components, underpinning the importance of the $G_{36}(\text{EM})$ extended symmetry group. The nuclear spin statistical weights of the ro-vibrational states can be deduced using the

procedure from [1]. We obtain nuclear spin statistical weights of 6, 10, 6, 10, 4, 4, 2, 6, 12 for the $G_{36}(\text{EM})$ symmetries $A_{1s}, A_{2s}, A_{3s}, A_{4s}, E_{1s}, E_{2s}, E_{3s}, E_{4s}$, and G_s , respectively.

9. Conclusion

We have presented a detailed description of the G_{36} and $G_{36}(\text{EM})$ molecular symmetry groups. A full set of irreducible representation matrices have been derived and tested for constructing symmetry-adapted potential energy functions and basis functions of ethane C_2H_6 . Both the construction of the transformation matrices and the symmetry adaption can be implemented as numerical procedures as part of computational approaches to the solution of the ro-vibrational Schrödinger equation. A self-consistent choice of the vibrational, torsional and rotational coordinates for ethane, satisfying the $G_{36}(\text{EM})$ symmetry requirements have been introduced and analyzed in full detail. The irreducible representation matrices as well as the coordinate choice made for ethane in the present work have been implemented as part of the program system TROVE, and we have discussed a few examples of symmetrized wavefunctions. These results of the present work will be important in our planned line-list calculations for ethane.

The results of the present work are, of course, not only applicable to ethane H_3CCH_3 , but also to other molecules with MS groups G_{36} and $G_{36}(\text{EM})$. A prominent molecule of this kind is dimethylacetylene H_3CCCCH_3 . Also, subgroups of the matrix groups constructed can be applied to molecules whose MS groups are subgroups of G_{36} and $G_{36}(\text{EM})$, such as D_3CCH_3 . The general ideas used for generating the matrix groups can be applied to other MS groups. In particular, generation of matrix groups in a manner similar to that of the present work will be required for MS groups with irreps of dimension 4 and higher.

10. Acknowledgements

This work was supported by the STFC Projects No. ST/M001334/1 and ST/R000476/1, and by the COST action MOLIM (CM1405). The authors acknowledge the use of the UCL Legion High Performance Computing Facility (Legion@UCL) and associated support services in the completion of this work, along with the Cambridge Service for Data Driven Discovery (CSD3), part of which is operated by the University of Cambridge Research Computing on behalf of the STFC DiRAC HPC Facility (www.dirac.ac.uk). The DiRAC component of CSD3 was funded by BIS capital funding via STFC capital grants ST/P002307/1 and ST/R002452/1 and STFC operations grant ST/R00689X/1. DiRAC is part of the National e-Infrastructure. The present work was supported in part by the Deutsche Forschungsgemeinschaft.

Appendix A. Character table of the isomorphic groups $C_{3v}^{(-)}$ and $C_{3v}^{(+)}$.

G_{36} is the direct product of $C_{3v}^{(-)}$ and $C_{3v}^{(+)}$, $G_{36} = C_{3v}^{(-)} \times C_{3v}^{(+)}$, and so the irreps of G_{36} are obtained from those of $C_{3v}^{(-)}$ and $C_{3v}^{(+)}$. These latter irreps are given in Table A.1.

Table A.1. Common character tables of $C_{3v}^{(-)}$ and $C_{3v}^{(+)}$.

Γ	$C_1^{(\pm)}$	$C_2^{(\pm)}$	$C_3^{(\pm)}$
	1	2	3
A_1	1	1	1
A_2	1	1	-1
E	2	-1	0

We label the elements of $C_{3v}^{(\pm)}$ as $R_j^{(\pm)}$, $j = 1, 2, \dots, 6$ (see Table 1). The nuclei are labelled as in Fig. 2. $C_{3v}^{(\pm)}$ has three classes, $C_1^{(\pm)} = \{E\} = \{R_1^{(\pm)}\}$, $C_2^{(\pm)} = \{R_2^{(\pm)}, R_3^{(\pm)}\}$, and $C_3^{(\pm)} = \{R_4^{(\pm)}, R_5^{(\pm)}, R_6^{(\pm)}\}$.

Appendix B. The G_{36} Transformation Matrices

In Sections B.1 and B.2, we have abbreviated some of the operations $R \in G_{36}$ as $R = R_j^{(-)} R_k^{(+)}$ $= R_k^{(+)} R_j^{(-)}$, where $R_j^{(-)} \in C_{3v}^{(-)}$ and $R_k^{(+)} \in C_{3v}^{(+)}$ (since, if we used the complete labels such as (15)(24)(36)(ab)* and (143526)(ab)*, the text would not fit on the page). All such products, and the complete classes of G_{36} , are given in Table 1.

B.1. E_i transformation matrices in G_{36}

For each operation $R \in G_{36}$, we list here the four matrices $\mathbf{M}_{E_1}[R]$, $\mathbf{M}_{E_2}[R]$, $\mathbf{M}_{E_3}[R]$, and $\mathbf{M}_{E_4}[R]$ in that order.

B.1.1. One-member class $C_1^{(-)} \times C_1^{(+)}$ containing E

$$\mathbf{M}_{E_i}[E] \quad \begin{pmatrix} 1 & 0 \\ 0 & 1 \end{pmatrix} \quad \begin{pmatrix} 1 & 0 \\ 0 & 1 \end{pmatrix} \quad \begin{pmatrix} 1 & 0 \\ 0 & 1 \end{pmatrix} \quad \begin{pmatrix} 1 & 0 \\ 0 & 1 \end{pmatrix}$$

B.1.2. Two-member class $C_1^{(-)} \times C_2^{(+)}$ containing (123)(456) and (132)(465)

$$\mathbf{M}_{E_i}[R_2^{(+)}] \quad \begin{pmatrix} 1 & 0 \\ 0 & 1 \end{pmatrix} \quad \begin{pmatrix} 1 & 0 \\ 0 & 1 \end{pmatrix} \quad \begin{pmatrix} -\frac{1}{2} & -\frac{\sqrt{3}}{2} \\ \frac{\sqrt{3}}{2} & -\frac{1}{2} \end{pmatrix} \quad \begin{pmatrix} -\frac{1}{2} & -\frac{\sqrt{3}}{2} \\ \frac{\sqrt{3}}{2} & -\frac{1}{2} \end{pmatrix}$$

$$\mathbf{M}_{E_i}[R_3^{(+)}] \quad \begin{pmatrix} 1 & 0 \\ 0 & 1 \end{pmatrix} \quad \begin{pmatrix} 1 & 0 \\ 0 & 1 \end{pmatrix} \quad \begin{pmatrix} -\frac{1}{2} & \frac{\sqrt{3}}{2} \\ -\frac{\sqrt{3}}{2} & -\frac{1}{2} \end{pmatrix} \quad \begin{pmatrix} -\frac{1}{2} & \frac{\sqrt{3}}{2} \\ -\frac{\sqrt{3}}{2} & -\frac{1}{2} \end{pmatrix}$$

B.1.3. Three-member class $C_1^{(-)} \times C_3^{(+)}$ containing (14)(26)(35)(ab)*

$$\mathbf{M}_{E_i}[R_4^{(+)}] \quad \begin{pmatrix} 1 & 0 \\ 0 & 1 \end{pmatrix} \quad \begin{pmatrix} -1 & 0 \\ 0 & -1 \end{pmatrix} \quad \begin{pmatrix} 1 & 0 \\ 0 & -1 \end{pmatrix} \quad \begin{pmatrix} 1 & 0 \\ 0 & -1 \end{pmatrix}$$

$$\mathbf{M}_{E_i}[R_5^{(+)}] \quad \begin{pmatrix} 1 & 0 \\ 0 & 1 \end{pmatrix} \quad \begin{pmatrix} -1 & 0 \\ 0 & -1 \end{pmatrix} \quad \begin{pmatrix} -\frac{1}{2} & -\frac{\sqrt{3}}{2} \\ -\frac{\sqrt{3}}{2} & \frac{1}{2} \end{pmatrix} \quad \begin{pmatrix} -\frac{1}{2} & -\frac{\sqrt{3}}{2} \\ -\frac{\sqrt{3}}{2} & \frac{1}{2} \end{pmatrix}$$

$$\mathbf{M}_{E_i}[R_6^{(+)}] \quad \begin{pmatrix} 1 & 0 \\ 0 & 1 \end{pmatrix} \quad \begin{pmatrix} -1 & 0 \\ 0 & -1 \end{pmatrix} \quad \begin{pmatrix} -\frac{1}{2} & \frac{\sqrt{3}}{2} \\ \frac{\sqrt{3}}{2} & \frac{1}{2} \end{pmatrix} \quad \begin{pmatrix} -\frac{1}{2} & \frac{\sqrt{3}}{2} \\ \frac{\sqrt{3}}{2} & \frac{1}{2} \end{pmatrix}$$

B.1.4. Two-member class $C_2^{(-)} \times C_1^{(+)}$ containing (123)(456) and (132)(456)

$$\mathbf{M}_{E_i}[R_2^{(-)}] \quad \begin{pmatrix} -\frac{1}{2} & -\frac{\sqrt{3}}{2} \\ \frac{\sqrt{3}}{2} & -\frac{1}{2} \end{pmatrix} \quad \begin{pmatrix} -\frac{1}{2} & -\frac{\sqrt{3}}{2} \\ \frac{\sqrt{3}}{2} & -\frac{1}{2} \end{pmatrix} \quad \begin{pmatrix} 1 & 0 \\ 0 & 1 \end{pmatrix} \quad \begin{pmatrix} 1 & 0 \\ 0 & 1 \end{pmatrix}$$

$$\mathbf{M}_{E_i}[R_3^{(-)}] \quad \begin{pmatrix} -\frac{1}{2} & \frac{\sqrt{3}}{2} \\ -\frac{\sqrt{3}}{2} & -\frac{1}{2} \end{pmatrix} \quad \begin{pmatrix} -\frac{1}{2} & \frac{\sqrt{3}}{2} \\ -\frac{\sqrt{3}}{2} & -\frac{1}{2} \end{pmatrix} \quad \begin{pmatrix} 1 & 0 \\ 0 & 1 \end{pmatrix} \quad \begin{pmatrix} 1 & 0 \\ 0 & 1 \end{pmatrix}$$

B.2. G transformation matrices in G_{36} B.2.1. One-member class $\mathcal{C}_1^{(-)} \times \mathcal{C}_1^{(+)}$ containing E

$$\mathbf{M}_G [R_1^{(-)} R_1^{(+)}] = \begin{pmatrix} 1 & 0 & 0 & 0 \\ 0 & 1 & 0 & 0 \\ 0 & 0 & 1 & 0 \\ 0 & 0 & 0 & 1 \end{pmatrix}$$

B.2.2. Two-member class $\mathcal{C}_1^{(-)} \times \mathcal{C}_2^{(+)}$ containing (123)(456) and (132)(465)

$$\mathbf{M}_G [R_1^{(-)} R_2^{(+)}] = \begin{pmatrix} -\frac{1}{2} & -\frac{\sqrt{3}}{2} & 0 & 0 \\ \frac{\sqrt{3}}{2} & -\frac{1}{2} & 0 & 0 \\ 0 & 0 & -\frac{1}{2} & -\frac{\sqrt{3}}{2} \\ 0 & 0 & \frac{\sqrt{3}}{2} & -\frac{1}{2} \end{pmatrix}$$

$$\mathbf{M}_G [R_1^{(-)} R_3^{(+)}] = \begin{pmatrix} -\frac{1}{2} & \frac{\sqrt{3}}{2} & 0 & 0 \\ -\frac{\sqrt{3}}{2} & -\frac{1}{2} & 0 & 0 \\ 0 & 0 & -\frac{1}{2} & \frac{\sqrt{3}}{2} \\ 0 & 0 & -\frac{\sqrt{3}}{2} & -\frac{1}{2} \end{pmatrix}$$

B.2.3. Three-member class $\mathcal{C}_1^{(-)} \times \mathcal{C}_3^{(+)}$ containing (14)(26)(35)(ab)*

$$\mathbf{M}_G [R_1^{(-)} R_4^{(+)}] = \begin{pmatrix} 1 & 0 & 0 & 0 \\ 0 & -1 & 0 & 0 \\ 0 & 0 & -1 & 0 \\ 0 & 0 & 0 & 1 \end{pmatrix}$$

$$\mathbf{M}_G [R_1^{(-)} R_5^{(+)}] = \begin{pmatrix} -\frac{1}{2} & -\frac{\sqrt{3}}{2} & 0 & 0 \\ -\frac{\sqrt{3}}{2} & \frac{1}{2} & 0 & 0 \\ 0 & 0 & \frac{1}{2} & \frac{\sqrt{3}}{2} \\ 0 & 0 & \frac{\sqrt{3}}{2} & -\frac{1}{2} \end{pmatrix}$$

$$\mathbf{M}_G [R_1^{(-)} R_6^{(+)}] = \begin{pmatrix} -\frac{1}{2} & \frac{\sqrt{3}}{2} & 0 & 0 \\ \frac{\sqrt{3}}{2} & \frac{1}{2} & 0 & 0 \\ 0 & 0 & \frac{1}{2} & -\frac{\sqrt{3}}{2} \\ 0 & 0 & -\frac{\sqrt{3}}{2} & -\frac{1}{2} \end{pmatrix}$$

B.2.4. Two-member class $\mathcal{C}_2^{(-)} \times \mathcal{C}_1^{(+)}$ containing (123)(456) and (132)(456)

$$\mathbf{M}_G [R_2^{(-)} R_1^{(+)}] = \begin{pmatrix} -\frac{1}{2} & 0 & 0 & -\frac{\sqrt{3}}{2} \\ 0 & -\frac{1}{2} & \frac{\sqrt{3}}{2} & 0 \\ 0 & -\frac{\sqrt{3}}{2} & -\frac{1}{2} & 0 \\ \frac{\sqrt{3}}{2} & 0 & 0 & -\frac{1}{2} \end{pmatrix}$$

$$\mathbf{M}_G [R_3^{(-)} R_1^{(+)}] = \begin{pmatrix} -\frac{1}{2} & 0 & 0 & \frac{\sqrt{3}}{2} \\ 0 & -\frac{1}{2} & -\frac{\sqrt{3}}{2} & 0 \\ 0 & \frac{\sqrt{3}}{2} & -\frac{1}{2} & 0 \\ -\frac{\sqrt{3}}{2} & 0 & 0 & -\frac{1}{2} \end{pmatrix}$$

B.2.5. Four-member class $\mathcal{C}_2^{(-)} \times \mathcal{C}_2^{(+)}$ containing (123) and (456)

$$\mathbf{M}_G [R_2^{(-)} R_2^{(+)}] = \begin{pmatrix} \frac{1}{4} & \frac{\sqrt{3}}{4} & -\frac{3}{4} & \frac{\sqrt{3}}{4} \\ -\frac{\sqrt{3}}{4} & \frac{1}{4} & -\frac{\sqrt{3}}{4} & -\frac{3}{4} \\ -\frac{3}{4} & \frac{\sqrt{3}}{4} & \frac{1}{4} & \frac{\sqrt{3}}{4} \\ -\frac{\sqrt{3}}{4} & -\frac{3}{4} & -\frac{\sqrt{3}}{4} & \frac{1}{4} \end{pmatrix}$$

$$\mathbf{M}_G [R_2^{(-)} R_3^{(+)}] = \begin{pmatrix} \frac{1}{4} & -\frac{\sqrt{3}}{4} & \frac{3}{4} & \frac{\sqrt{3}}{4} \\ \frac{\sqrt{3}}{4} & \frac{1}{4} & -\frac{\sqrt{3}}{4} & \frac{3}{4} \\ \frac{3}{4} & \frac{\sqrt{3}}{4} & \frac{1}{4} & -\frac{\sqrt{3}}{4} \\ -\frac{\sqrt{3}}{4} & \frac{3}{4} & \frac{\sqrt{3}}{4} & \frac{1}{4} \end{pmatrix}$$

$$\mathbf{M}_G [R_3^{(-)} R_2^{(+)}] = \begin{pmatrix} \frac{1}{4} & \frac{\sqrt{3}}{4} & \frac{3}{4} & -\frac{\sqrt{3}}{4} \\ -\frac{\sqrt{3}}{4} & \frac{1}{4} & \frac{\sqrt{3}}{4} & \frac{3}{4} \\ \frac{3}{4} & -\frac{\sqrt{3}}{4} & \frac{1}{4} & \frac{\sqrt{3}}{4} \\ \frac{\sqrt{3}}{4} & \frac{3}{4} & -\frac{\sqrt{3}}{4} & \frac{1}{4} \end{pmatrix}$$

$$\mathbf{M}_G [R_3^{(-)} R_3^{(+)}] = \begin{pmatrix} \frac{1}{4} & -\frac{\sqrt{3}}{4} & -\frac{3}{4} & -\frac{\sqrt{3}}{4} \\ \frac{\sqrt{3}}{4} & \frac{1}{4} & \frac{\sqrt{3}}{4} & -\frac{3}{4} \\ -\frac{3}{4} & -\frac{\sqrt{3}}{4} & \frac{1}{4} & -\frac{\sqrt{3}}{4} \\ \frac{\sqrt{3}}{4} & -\frac{3}{4} & \frac{\sqrt{3}}{4} & \frac{1}{4} \end{pmatrix}$$

B.2.6. Six-member class $\mathcal{C}_2^{(-)} \times \mathcal{C}_3^{(+)}$ containing (142635)(ab)*

$$\mathbf{M}_G [R_2^{(-)} R_4^{(+)}] = \begin{pmatrix} -\frac{1}{2} & 0 & 0 & -\frac{\sqrt{3}}{2} \\ 0 & \frac{1}{2} & -\frac{\sqrt{3}}{2} & 0 \\ 0 & \frac{\sqrt{3}}{2} & \frac{1}{2} & 0 \\ \frac{\sqrt{3}}{2} & 0 & 0 & -\frac{1}{2} \end{pmatrix}$$

$$\mathbf{M}_G [R_3^{(-)} R_4^{(+)}] = \begin{pmatrix} -\frac{1}{2} & 0 & 0 & \frac{\sqrt{3}}{2} \\ 0 & \frac{1}{2} & \frac{\sqrt{3}}{2} & 0 \\ 0 & -\frac{\sqrt{3}}{2} & \frac{1}{2} & 0 \\ -\frac{\sqrt{3}}{2} & 0 & 0 & -\frac{1}{2} \end{pmatrix}$$

$$\mathbf{M}_G [R_2^{(-)} R_5^{(+)}] = \begin{pmatrix} \frac{1}{4} & \frac{\sqrt{3}}{4} & -\frac{3}{4} & \frac{\sqrt{3}}{4} \\ \frac{\sqrt{3}}{4} & -\frac{1}{4} & \frac{\sqrt{3}}{4} & \frac{3}{4} \\ \frac{3}{4} & -\frac{\sqrt{3}}{4} & -\frac{1}{4} & -\frac{\sqrt{3}}{4} \\ -\frac{\sqrt{3}}{4} & -\frac{3}{4} & -\frac{\sqrt{3}}{4} & \frac{1}{4} \end{pmatrix}$$

$$\mathbf{M}_G [R_3^{(-)} R_5^{(+)}] = \begin{pmatrix} \frac{1}{4} & \frac{\sqrt{3}}{4} & \frac{3}{4} & -\frac{\sqrt{3}}{4} \\ \frac{\sqrt{3}}{4} & -\frac{1}{4} & -\frac{\sqrt{3}}{4} & -\frac{3}{4} \\ -\frac{3}{4} & \frac{\sqrt{3}}{4} & -\frac{1}{4} & -\frac{\sqrt{3}}{4} \\ \frac{\sqrt{3}}{4} & \frac{3}{4} & -\frac{\sqrt{3}}{4} & \frac{1}{4} \end{pmatrix}$$

$$\mathbf{M}_G [R_2^{(-)} R_6^{(+)}] = \begin{pmatrix} \frac{1}{4} & -\frac{\sqrt{3}}{4} & \frac{3}{4} & \frac{\sqrt{3}}{4} \\ -\frac{\sqrt{3}}{4} & -\frac{1}{4} & \frac{\sqrt{3}}{4} & -\frac{3}{4} \\ -\frac{3}{4} & -\frac{\sqrt{3}}{4} & -\frac{1}{4} & \frac{\sqrt{3}}{4} \\ -\frac{\sqrt{3}}{4} & \frac{3}{4} & \frac{\sqrt{3}}{4} & \frac{1}{4} \end{pmatrix}$$

$$\mathbf{M}_G [R_3^{(-)} R_6^{(+)}] = \begin{pmatrix} \frac{1}{4} & -\frac{\sqrt{3}}{4} & -\frac{3}{4} & -\frac{\sqrt{3}}{4} \\ -\frac{\sqrt{3}}{4} & -\frac{1}{4} & -\frac{\sqrt{3}}{4} & \frac{3}{4} \\ \frac{3}{4} & \frac{\sqrt{3}}{4} & -\frac{1}{4} & \frac{\sqrt{3}}{4} \\ \frac{\sqrt{3}}{4} & -\frac{3}{4} & \frac{\sqrt{3}}{4} & \frac{1}{4} \end{pmatrix}$$

B.2.7. Three-member class $\mathcal{C}_3^{(-)} \times \mathcal{C}_1^{(+)}$ containing (14)(25)(36)(ab)

$$\mathbf{M}_G [R_4^{(-)}] = \begin{pmatrix} 1 & 0 & 0 & 0 \\ 0 & 1 & 0 & 0 \\ 0 & 0 & -1 & 0 \\ 0 & 0 & 0 & -1 \end{pmatrix}$$

$$\mathbf{M}_G [R_5^{(-)}] = \begin{pmatrix} -\frac{1}{2} & 0 & 0 & -\frac{\sqrt{3}}{2} \\ 0 & -\frac{1}{2} & \frac{\sqrt{3}}{2} & 0 \\ 0 & \frac{\sqrt{3}}{2} & \frac{1}{2} & 0 \\ -\frac{\sqrt{3}}{2} & 0 & 0 & \frac{1}{2} \end{pmatrix}$$

$$\mathbf{M}_G [R_6^{(-)}] = \begin{pmatrix} -\frac{1}{2} & 0 & 0 & \frac{\sqrt{3}}{2} \\ 0 & -\frac{1}{2} & -\frac{\sqrt{3}}{2} & 0 \\ 0 & -\frac{\sqrt{3}}{2} & \frac{1}{2} & 0 \\ \frac{\sqrt{3}}{2} & 0 & 0 & \frac{1}{2} \end{pmatrix}$$

B.2.8. Six-member class $\mathcal{C}_3^{(-)} \times \mathcal{C}_2^{(+)}$ containing (142536)(ab)

$$\mathbf{M}_G [R_4^{(-)} R_2^{(+)}] = \begin{pmatrix} -\frac{1}{2} & -\frac{\sqrt{3}}{2} & 0 & 0 \\ \frac{\sqrt{3}}{2} & -\frac{1}{2} & 0 & 0 \\ 0 & 0 & \frac{1}{2} & \frac{\sqrt{3}}{2} \\ 0 & 0 & -\frac{\sqrt{3}}{2} & \frac{1}{2} \end{pmatrix}$$

$$\mathbf{M}_G [R_5^{(-)} R_2^{(+)}] = \begin{pmatrix} \frac{1}{4} & \frac{\sqrt{3}}{4} & -\frac{3}{4} & \frac{\sqrt{3}}{4} \\ -\frac{\sqrt{3}}{4} & \frac{1}{4} & -\frac{\sqrt{3}}{4} & -\frac{3}{4} \\ \frac{3}{4} & -\frac{\sqrt{3}}{4} & -\frac{1}{4} & -\frac{\sqrt{3}}{4} \\ \frac{\sqrt{3}}{4} & \frac{3}{4} & \frac{\sqrt{3}}{4} & -\frac{1}{4} \end{pmatrix}$$

$$\mathbf{M}_G [R_6^{(-)} R_2^{(+)}] = \begin{pmatrix} \frac{1}{4} & \frac{\sqrt{3}}{4} & \frac{3}{4} & -\frac{\sqrt{3}}{4} \\ -\frac{\sqrt{3}}{4} & \frac{1}{4} & \frac{\sqrt{3}}{4} & \frac{3}{4} \\ -\frac{3}{4} & \frac{\sqrt{3}}{4} & -\frac{1}{4} & -\frac{\sqrt{3}}{4} \\ -\frac{\sqrt{3}}{4} & -\frac{3}{4} & \frac{\sqrt{3}}{4} & -\frac{1}{4} \end{pmatrix}$$

$$\mathbf{M}_G [R_4^{(-)} R_3^{(+)}] = \begin{pmatrix} -\frac{1}{2} & \frac{\sqrt{3}}{2} & 0 & 0 \\ -\frac{\sqrt{3}}{2} & -\frac{1}{2} & 0 & 0 \\ 0 & 0 & \frac{1}{2} & -\frac{\sqrt{3}}{2} \\ 0 & 0 & \frac{\sqrt{3}}{2} & \frac{1}{2} \end{pmatrix}$$

$$\mathbf{M}_G [R_5^{(-)} R_3^{(+)}] = \begin{pmatrix} \frac{1}{4} & -\frac{\sqrt{3}}{4} & \frac{3}{4} & \frac{\sqrt{3}}{4} \\ \frac{\sqrt{3}}{4} & \frac{1}{4} & -\frac{\sqrt{3}}{4} & \frac{3}{4} \\ -\frac{3}{4} & -\frac{\sqrt{3}}{4} & -\frac{1}{4} & \frac{\sqrt{3}}{4} \\ \frac{\sqrt{3}}{4} & -\frac{3}{4} & -\frac{\sqrt{3}}{4} & -\frac{1}{4} \end{pmatrix}$$

$$\mathbf{M}_G [R_6^{(-)} R_3^{(+)}] = \begin{pmatrix} \frac{1}{4} & -\frac{\sqrt{3}}{4} & -\frac{3}{4} & -\frac{\sqrt{3}}{4} \\ \frac{\sqrt{3}}{4} & \frac{1}{4} & \frac{\sqrt{3}}{4} & -\frac{3}{4} \\ \frac{3}{4} & \frac{\sqrt{3}}{4} & -\frac{1}{4} & \frac{\sqrt{3}}{4} \\ -\frac{\sqrt{3}}{4} & \frac{3}{4} & -\frac{\sqrt{3}}{4} & -\frac{1}{4} \end{pmatrix}$$

B.2.9. Nine-member class $C_3^{(-)} \times C_3^{(+)}$ containing (12)(45)*

$$\mathbf{M}_G [R_4^{(-)} R_4^{(+)}] = \begin{pmatrix} 1 & 0 & 0 & 0 \\ 0 & -1 & 0 & 0 \\ 0 & 0 & 1 & 0 \\ 0 & 0 & 0 & -1 \end{pmatrix}$$

$$\mathbf{M}_G [R_4^{(-)} R_5^{(+)}] = \begin{pmatrix} -\frac{1}{2} & -\frac{\sqrt{3}}{2} & 0 & 0 \\ -\frac{\sqrt{3}}{2} & \frac{1}{2} & 0 & 0 \\ 0 & 0 & -\frac{1}{2} & -\frac{\sqrt{3}}{2} \\ 0 & 0 & -\frac{\sqrt{3}}{2} & \frac{1}{2} \end{pmatrix}$$

$$\mathbf{M}_G [R_4^{(-)} R_6^{(+)}] = \begin{pmatrix} -\frac{1}{2} & \frac{\sqrt{3}}{2} & 0 & 0 \\ \frac{\sqrt{3}}{2} & \frac{1}{2} & 0 & 0 \\ 0 & 0 & -\frac{1}{2} & \frac{\sqrt{3}}{2} \\ 0 & 0 & \frac{\sqrt{3}}{2} & \frac{1}{2} \end{pmatrix}$$

$$\mathbf{M}_G [R_5^{(-)} R_4^{(+)}] = \begin{pmatrix} -\frac{1}{2} & 0 & 0 & -\frac{\sqrt{3}}{2} \\ 0 & \frac{1}{2} & -\frac{\sqrt{3}}{2} & 0 \\ 0 & -\frac{\sqrt{3}}{2} & -\frac{1}{2} & 0 \\ -\frac{\sqrt{3}}{2} & 0 & 0 & \frac{1}{2} \end{pmatrix}$$

$$\mathbf{M}_G [R_5^{(-)} R_5^{(+)}] = \begin{pmatrix} \frac{1}{4} & \frac{\sqrt{3}}{4} & -\frac{3}{4} & \frac{\sqrt{3}}{4} \\ \frac{\sqrt{3}}{4} & -\frac{1}{4} & \frac{\sqrt{3}}{4} & \frac{3}{4} \\ -\frac{3}{4} & \frac{\sqrt{3}}{4} & \frac{1}{4} & \frac{\sqrt{3}}{4} \\ \frac{\sqrt{3}}{4} & \frac{3}{4} & \frac{\sqrt{3}}{4} & -\frac{1}{4} \end{pmatrix}$$

$$\mathbf{M}_G [R_5^{(-)} R_6^{(+)}] = \begin{pmatrix} \frac{1}{4} & -\frac{\sqrt{3}}{4} & \frac{3}{4} & \frac{\sqrt{3}}{4} \\ -\frac{\sqrt{3}}{4} & -\frac{1}{4} & \frac{\sqrt{3}}{4} & -\frac{3}{4} \\ \frac{3}{4} & \frac{\sqrt{3}}{4} & \frac{1}{4} & -\frac{\sqrt{3}}{4} \\ \frac{\sqrt{3}}{4} & -\frac{3}{4} & -\frac{\sqrt{3}}{4} & -\frac{1}{4} \end{pmatrix}$$

$$\mathbf{M}_G [R_6^{(-)} R_4^{(+)}] = \begin{pmatrix} -\frac{1}{2} & 0 & 0 & \frac{\sqrt{3}}{2} \\ 0 & \frac{1}{2} & \frac{\sqrt{3}}{2} & 0 \\ 0 & \frac{\sqrt{3}}{2} & -\frac{1}{2} & 0 \\ \frac{\sqrt{3}}{2} & 0 & 0 & \frac{1}{2} \end{pmatrix}$$

$$\mathbf{M}_G [R_6^{(-)} R_5^{(+)}] = \begin{pmatrix} \frac{1}{4} & \frac{\sqrt{3}}{4} & \frac{3}{4} & -\frac{\sqrt{3}}{4} \\ \frac{\sqrt{3}}{4} & -\frac{1}{4} & -\frac{\sqrt{3}}{4} & -\frac{3}{4} \\ \frac{3}{4} & -\frac{\sqrt{3}}{4} & \frac{1}{4} & \frac{\sqrt{3}}{4} \\ -\frac{\sqrt{3}}{4} & -\frac{3}{4} & \frac{\sqrt{3}}{4} & -\frac{1}{4} \end{pmatrix}$$

$$\mathbf{M}_G [R_6^{(-)} R_6^{(+)}] = \begin{pmatrix} \frac{1}{4} & -\frac{\sqrt{3}}{4} & -\frac{3}{4} & -\frac{\sqrt{3}}{4} \\ -\frac{\sqrt{3}}{4} & -\frac{1}{4} & -\frac{\sqrt{3}}{4} & \frac{3}{4} \\ -\frac{3}{4} & -\frac{\sqrt{3}}{4} & \frac{1}{4} & -\frac{\sqrt{3}}{4} \\ -\frac{\sqrt{3}}{4} & \frac{3}{4} & -\frac{\sqrt{3}}{4} & -\frac{1}{4} \end{pmatrix}$$

Appendix C. Derivation of the transformation of internal coordinates

In the following we will describe the procedure with which to calculate the transformation of the internal coordinates due to the molecular symmetry group operations. If f is a function of the Cartesian coordinates X_1 , X_2 , and X_3 of three nuclei 1, 2, and 3, respectively, then, after the operation (123), nucleus 1 is at the position nucleus 3 was previously, 2 is at 1, and 3 is at 2. We thus have $(123)f(X_1, X_2, X_3) = f(X_3, X_1, X_2)$. Also, $E^*f(X_1, X_2, X_3) = f(-X_1, -X_2, -X_3)$. Since any curvilinear coordinate can be written as a function of the Cartesian coordinates, this defines the coordinate change due to the operation. We will now go through the three types of internal coordinates that TROVE uses.

C.1. Bond Lengths

The bond length between nuclei 1 and 2 (with position vectors \mathbf{r}_1 and \mathbf{r}_2 , respectively in the space-fixed axis system) is defined by $|\mathbf{r}_1 - \mathbf{r}_2|$. We see that this value is unaffected by E^* and the other operations simply result in the relabelling of the bond lengths. For example, the $H_1 - C_a$ bond length is given by $r_1 = |\mathbf{r}_1 - \mathbf{r}_a|$ and the operation (123) transforms r_1 to $r'_1 = |\mathbf{r}_3 - \mathbf{r}_a| = r_3$, and we obtain, once again, an obvious result. The operation (14)(26)(35)(ab)* yields $r'_1 = |-\mathbf{r}_4 + \mathbf{r}_b| = |\mathbf{r}_4 - \mathbf{r}_b| = r_4$

C.2. Bond Angles

To obtain the angle between nuclei 1 and b via nucleus a we define $\mathbf{r}_{1a} = \mathbf{r}_1 - \mathbf{r}_a$ and likewise for \mathbf{r}_{ba} . Then the sought angle is

$$\alpha_1 = \arccos \left(\frac{\mathbf{r}_{1a} \cdot \mathbf{r}_{ba}}{|\mathbf{r}_{1a}| |\mathbf{r}_{ba}|} \right). \quad (\text{C.1})$$

Despite the expression for α_1 being more complex than the expression for r_1 , the effect of MS group operations can be determined completely analogously. E^* produces no effect and the other operations relabel. For (123), we have

$$\alpha'_1 = \arccos \left(\frac{\mathbf{r}_{3a} \cdot \mathbf{r}_{ba}}{|\mathbf{r}_{3a}| |\mathbf{r}_{ba}|} \right) = \alpha_3, \quad (\text{C.2})$$

while for (14)(26)(35)(ab)*

$$\alpha'_1 = \arccos \left(\frac{(-\mathbf{r}_{4b}) \cdot (-\mathbf{r}_{ab})}{|-\mathbf{r}_{4b}| |-\mathbf{r}_{ab}|} \right) = \arccos \left(\frac{\mathbf{r}_{4b} \cdot \mathbf{r}_{ab}}{|\mathbf{r}_{4b}| |\mathbf{r}_{ab}|} \right) = \alpha_4. \quad (\text{C.3})$$

C.3. Dihedral Angles

The expressions involving the dihedral angles are the most complicated. Consider the four nuclei labelled 1, a , b , and 4 in Fig. 12. The dihedral angle between the plane spanned by 1, a , and b and that spanned by a , b , and 4 is shown in Fig. 12 and Fig. 13. We define $\langle \mathbf{v} \rangle$ as the unit vector obtained by normalization of \mathbf{v} , $\langle \mathbf{v} \rangle = \mathbf{v}/|\mathbf{v}|$. The orientation of the z axis is defined by $\mathbf{e}_z = \langle \mathbf{r}_{ab} \rangle$. We need two further axes x and y (whose orientations are defined by the unit vectors \mathbf{e}_x and \mathbf{e}_y , respectively) which, together with z , form a right-handed axis system.

To simplify the discussion, we take the xy plane to be horizontal and the z axis to be vertical. We aim at obtaining the x and y components of \mathbf{r}_{1a} in order to determine the “horizontal” angle θ it makes with \mathbf{r}_{4b} as shown in Fig. 13. We require the x axis to be directed along the horizontal component (i.e., the component perpendicular to \mathbf{e}_z) of \mathbf{r}_{4b} . Thus, the y axis is perpendicular to the plane defined by \mathbf{e}_z and \mathbf{r}_{4b} , so that we have $\mathbf{e}_y = \langle \mathbf{e}_z \times \mathbf{r}_{4b} \rangle$ and therefore $\mathbf{e}_x = \mathbf{e}_z \times \mathbf{e}_y = \mathbf{e}_z \times \langle \mathbf{e}_z \times \mathbf{r}_{4b} \rangle$ as shown in Fig. 14. The unit vector $\mathbf{e}_{x'} = \mathbf{e}_z \times \langle \mathbf{e}_z \times \mathbf{r}_{1a} \rangle$ defines an x' axis in the 1– a – b plane; this axis is analogous to the x axis in the 4– a – b plane. The dihedral angle between the two planes is the angle between the x and x' axes.

The x and y components of $\mathbf{e}_{x'}$ are $\mathbf{e}_x \cdot \mathbf{e}_{x'}$ and $\mathbf{e}_y \cdot \mathbf{e}_{x'}$, respectively. In order to obtain the dihedral angle in the range $[-\pi, \pi]$ with the correct sign, we use the standard trigonometric function¹ $\arctan2$ to obtain

$$\begin{aligned} \theta = \tau_{41} &= \arctan2(\mathbf{e}_y \cdot \mathbf{e}_{x'}, \mathbf{e}_x \cdot \mathbf{e}_{x'}) \\ &= \arctan2(\mathbf{e}_y \cdot \mathbf{e}_z \times \langle \mathbf{e}_z \times \mathbf{r}_{1a} \rangle, \mathbf{e}_x \cdot \mathbf{e}_z \times \langle \mathbf{e}_z \times \mathbf{r}_{1a} \rangle) \end{aligned} \quad (\text{C.4})$$

which, written more explicitly, is

$$\begin{aligned} \theta = \tau_{41} &= \arctan2[\langle \mathbf{e}_z \times \mathbf{r}_{4b} \rangle \cdot (\mathbf{e}_z \times \langle \mathbf{e}_z \times \mathbf{r}_{1a} \rangle), \\ &\quad (\mathbf{e}_z \times \langle \mathbf{e}_z \times \mathbf{r}_{4b} \rangle) \cdot (\mathbf{e}_z \times \langle \mathbf{e}_z \times \mathbf{r}_{1a} \rangle)] \\ &= \arctan2[\mathbf{e}_z \cdot (\langle \mathbf{e}_z \times \mathbf{r}_{1a} \rangle \times \langle \mathbf{e}_z \times \mathbf{r}_{4b} \rangle), \\ &\quad (\mathbf{e}_z \times \langle \mathbf{e}_z \times \mathbf{r}_{1a} \rangle) \cdot (\mathbf{e}_z \times \langle \mathbf{e}_z \times \mathbf{r}_{4b} \rangle)] \end{aligned} \quad (\text{C.5})$$

where the last expression emphasizes the equivalence of nuclei 1 and 4.

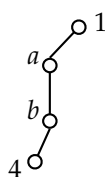


Figure 12. Four nuclei 1, 4, a , and b . The dihedral angle θ is the angle between the 1– a – b and 4– a – b planes. We define the positive direction of the angle by the right hand rule with the thumb pointing in the \mathbf{r}_{ab} direction.

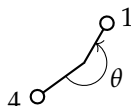
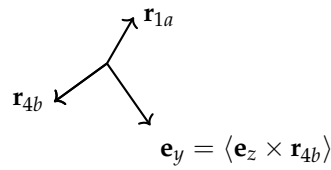


Figure 13. Top down view of Fig. 12 with the dihedral angle (with the defined direction) marked as θ .

¹ For $(x, y) = (r \cos \varphi, r \sin \varphi)$, the function $\arctan2(y, x) = \varphi \in [-\pi, \pi]$.

Figure 14. The y axis.

We define the dihedral angles θ_{ij} and τ_{ij} in terms of Eq. (C.5) and, by means of this equation, we can determine their transformation properties under the generating operations of G_{36} . We note that generally $E^* \arctan2(y, x) = \arctan2(-y, x) = 2\pi - \arctan2(y, x)$. The dihedral angle θ_{23} , for example, is defined by

$$\theta_{23} = \arctan2[\mathbf{e}_z \cdot (\langle \mathbf{e}_z \times \mathbf{r}_{3a} \rangle \times \langle \mathbf{e}_z \times \mathbf{r}_{2a} \rangle), (\mathbf{e}_z \times \langle \mathbf{e}_z \times \mathbf{r}_{3a} \rangle) \cdot (\mathbf{e}_z \times \langle \mathbf{e}_z \times \mathbf{r}_{2a} \rangle)] \quad (\text{C.6})$$

Under (123) we obtain

$$\theta'_{23} = \arctan2[\mathbf{e}_z \cdot (\langle \mathbf{e}_z \times \mathbf{r}_{2a} \rangle \times \langle \mathbf{e}_z \times \mathbf{r}_{1a} \rangle), (\mathbf{e}_z \times \langle \mathbf{e}_z \times \mathbf{r}_{2a} \rangle) \cdot (\mathbf{e}_z \times \langle \mathbf{e}_z \times \mathbf{r}_{1a} \rangle)] = \theta_{12}. \quad (\text{C.7})$$

To obtain the effect of (14)(26)(35)(ab)^{*}, we initially apply (14)(26)(35)(ab) with the result

$$\arctan2[-\mathbf{e}_z \cdot (\langle -\mathbf{e}_z \times \mathbf{r}_{5b} \rangle \times \langle -\mathbf{e}_z \times \mathbf{r}_{6b} \rangle), (-\mathbf{e}_z \times \langle -\mathbf{e}_z \times \mathbf{r}_{5b} \rangle) \cdot (-\mathbf{e}_z \times \langle -\mathbf{e}_z \times \mathbf{r}_{6b} \rangle)]. \quad (\text{C.8})$$

Applying E^* reverses \mathbf{e}_z , and by swapping \mathbf{r}_{5b} and \mathbf{r}_{6b} we obtain the final result:

$$\theta'_{23} = \arctan2[-\mathbf{e}_z \cdot (\langle -\mathbf{e}_z \times \mathbf{r}_{6b} \rangle \times \langle -\mathbf{e}_z \times \mathbf{r}_{5b} \rangle), (-\mathbf{e}_z \times \langle -\mathbf{e}_z \times \mathbf{r}_{6b} \rangle) \cdot (-\mathbf{e}_z \times \langle -\mathbf{e}_z \times \mathbf{r}_{5b} \rangle)] = \theta_{56}. \quad (\text{C.9})$$

where the positive direction of the dihedral angle is in the sense of the proton numbering.

Finally, applying (14)(25)(36)(ab) to θ_{23} gives

$$\theta'_{23} = \arctan2[-\mathbf{e}_z \cdot (\langle -\mathbf{e}_z \times \mathbf{r}_{6b} \rangle \times \langle -\mathbf{e}_z \times \mathbf{r}_{5b} \rangle), (-\mathbf{e}_z \times \langle \mathbf{e}_z \times \mathbf{r}_{6b} \rangle) \cdot (-\mathbf{e}_z \times \langle -\mathbf{e}_z \times \mathbf{r}_{5b} \rangle)] = \theta_{56}. \quad (\text{C.10})$$

For τ_{41} , which is defined by going counterclockwise from 4 to 1, the equation is

$$\arctan2[\mathbf{e}_z \cdot (\langle \mathbf{e}_z \times \mathbf{r}_{1a} \rangle \times \langle \mathbf{e}_z \times \mathbf{r}_{4b} \rangle), (\mathbf{e}_z \times \langle \mathbf{e}_z \times \mathbf{r}_{1a} \rangle) \cdot (\mathbf{e}_z \times \langle \mathbf{e}_z \times \mathbf{r}_{4b} \rangle)] = \tau_{41}. \quad (\text{C.11})$$

Under operation (123)(456), this becomes

$$\tau'_{41} = \arctan2[\mathbf{e}_z \cdot (\langle \mathbf{e}_z \times \mathbf{r}_{3a} \rangle \times \langle \mathbf{e}_z \times \mathbf{r}_{6b} \rangle), (\mathbf{e}_z \times \langle \mathbf{e}_z \times \mathbf{r}_{3a} \rangle) \cdot (\mathbf{e}_z \times \langle \mathbf{e}_z \times \mathbf{r}_{6b} \rangle)] = \tau_{63} \quad (\text{C.12})$$

To determine the effect of (14)(26)(35)(ab)^{*}, we first apply (14)(26)(35)(ab) to τ_{41} and obtain

$$\arctan2[-\mathbf{e}_z \cdot (\langle -\mathbf{e}_z \times \mathbf{r}_{4b} \rangle \times \langle -\mathbf{e}_z \times \mathbf{r}_{1a} \rangle), (-\mathbf{e}_z \times \langle -\mathbf{e}_z \times \mathbf{r}_{4b} \rangle) \cdot (-\mathbf{e}_z \times \langle -\mathbf{e}_z \times \mathbf{r}_{1a} \rangle)]. \quad (\text{C.13})$$

Applying E^* reverses \mathbf{e}_z . After swapping the order of \mathbf{r}_{1a} and \mathbf{r}_{4b} , we have

$$\begin{aligned} \tau'_{41} = \arctan2[& -\mathbf{e}_z \cdot (\langle \mathbf{e}_z \times \mathbf{r}_{1a} \rangle \times \langle \mathbf{e}_z \times \mathbf{r}_{4b} \rangle), \\ & (\mathbf{e}_z \times \langle \mathbf{e}_z \times \mathbf{r}_{1a} \rangle) \cdot (\mathbf{e}_z \times \langle \mathbf{e}_z \times \mathbf{r}_{4b} \rangle)] = 2\pi - \tau_{41}. \end{aligned} \quad (\text{C.14})$$

Finally, applying (14)(25)(36)(ab) to τ_{41} gives

$$\begin{aligned} \tau'_{41} = \arctan2[& -\mathbf{e}_z \cdot (\langle -\mathbf{e}_z \times \mathbf{r}_{4b} \rangle \times \langle -\mathbf{e}_z \times \mathbf{r}_{1a} \rangle), \\ & (-\mathbf{e}_z \times \langle -\mathbf{e}_z \times \mathbf{r}_{4b} \rangle) \cdot (-\mathbf{e}_z \times \langle -\mathbf{e}_z \times \mathbf{r}_{1a} \rangle)] = \tau_{41}. \end{aligned} \quad (\text{C.15})$$

Appendix D. Transformation of τ under the generating operations of G_{36}

The torsional coordinate τ is defined by Eq. (20):

$$\tau = \frac{1}{3}(\tau_{41} + \tau_{62} + \tau_{53}), \quad (\text{D.1})$$

and we will investigate how this coordinate transforms under the generating operations of G_{36} , $R_2^{(+)} = (123)(456)$, $R_2^{(-)} = (132)(456)$, $R_4^{(+)} = (14)(26)(35)(ab)^*$, and $R_4^{(-)} = (14)(25)(36)(ab)$ used in the TROVE calculations. The transformation properties of the dihedral angles τ_{ij} are derived as outlined in Appendix C.

The operation (123)(456) permutes the protons 1, 2, 3, 4, 5, 6 to the positions previously occupied by the protons labelled 3, 1, 2, 6, 4, 5, and the transformed value of τ is given by

$$\tau' = \frac{1}{3}(\tau_{63} + \tau_{51} + \tau_{42}) \quad (\text{D.2})$$

where

$$\tau_{63} = \tau_{62} + \theta_{23} \quad (\text{D.3})$$

$$\tau_{51} = \tau_{53} + \theta_{31} \quad (\text{D.4})$$

$$\tau_{42} = \tau_{41} + \theta_{12}. \quad (\text{D.5})$$

$$(\text{D.6})$$

For example, $\tau_{51} = \tau_{53} + \theta_{31}$, the plus sign coming about because the positive direction of rotation for the τ_{ij} dihedral angles (proton 1 \rightarrow 2 \rightarrow 3) is the same as that of θ_{12} , θ_{23} , and θ_{31} . Hence

$$\tau' = \frac{1}{3}(\tau_{41} + \tau_{62} + \tau_{53} + [\theta_{12} + \theta_{23} + \theta_{31}]) \quad (\text{D.7})$$

$$= \frac{1}{3}(\tau_{41} + \tau_{62} + \tau_{53} + 2\pi) = \tau + 2\pi/3 \quad (\text{D.8})$$

or, equivalently, $\tau' = \tau - 4\pi/3$ as given in Table 4, to ensure that $(123)^3(456)^3 = E$.

After carrying out the operation (132)(456), the protons 1, 2, 3, 4, 5, 6 are found at the positions previously occupied by the protons labelled 2, 3, 1, 6, 4, 5, respectively. Consequently, the transformed value of τ is given by

$$\tau' = \frac{1}{3}(\tau_{62} + \tau_{53} + \tau_{41}) = \tau. \quad (\text{D.9})$$

For (14)(26)(35)(ab)^{*},

$$\tau' = \frac{1}{3}(\tau_{14} + \tau_{26} + \tau_{35}) \quad (\text{D.10})$$

$$= \frac{1}{3}(-\tau_{41} - \tau_{62} - \tau_{53}) = -\tau \quad (\text{D.11})$$

or, equivalently, $2\pi - \tau$ as given in Table 4.

Finally, for (14)(25)(36)(*ab*)

$$\tau' = \frac{1}{3}(-\tau_{14} - \tau_{26} - \tau_{35}) \quad (\text{D.12})$$

$$= \frac{1}{3}(\tau_{41} + \tau_{62} + \tau_{53}) = \tau. \quad (\text{D.13})$$

The transformation properties derived here are summarized in Table 4.

- Bunker, P.R.; Jensen, P. *Molecular Symmetry and Spectroscopy*, 2 ed.; NRC Research Press: Ottawa, 1998.
- Chubb, K.L.; Jensen, P.; Yurchenko, S.N. Symmetry Adaptation of the Rotation-Vibration Theory for Linear Molecules. *Symmetry* **2018**, *10*. doi:10.3390/sym10050137.
- Yurchenko, S.N.; Thiel, W.; Jensen, P. Theoretical ROVibrational Energies (TROVE): A robust numerical approach to the calculation of rovibrational energies for polyatomic molecules. *J. Mol. Spectrosc.* **2007**, *245*, 126–140. doi:10.1016/j.jms.2007.07.009.
- Smeyers, Y.G.; Bellido, M.N. Internal dynamics of nonrigid molecules. I. Application to acetone. *Intern. J. Quantum Chem.* **1981**, *19*, 553–565.
- Carvajal, M.; Álvarez-Bajo, O.; Senent, M.L.; Domínguez-Gómez, R.; Villa, M. Raman and infrared spectra of dimethyl ether ¹³C-isotopologue (CH₃O¹³CH₃) from a CCSD (T) potential energy surface. *J. Mol. Spectrosc.* **2012**, *279*, 3–11.
- Lattanzi, F.; Di Lauro, C. On the Physical Reasons for the Extension of Symmetry Groups in Molecular Spectroscopy. *Symmetry* **2010**, *2*, 213–229.
- Lattanzi, F.; Di Lauro, C. Vibrational symmetry classification and torsional tunneling splitting patterns in G₆(EM), G₁₂, and G₃₆(EM) molecules. *Mol. Phys.* **2005**, *103*, 697–708.
- Hougen, J.T. Perturbations in the vibration-rotation-torsion energy levels of an ethane molecule exhibiting internal rotation splittings. *J. Mol. Spectrosc.* **1980**, *82*, 92 – 116. doi:https://doi.org/10.1016/0022-2852(80)90102-2.
- Lattanzi, F.; di Lauro, C. Rotation–Torsion Analysis of the High-Resolution ν_6 and ν_8 Fundamentals of ⁷⁰Ge₂H₆. *J. Mol. Spectrosc.* **1999**, *198*, 315–328.
- Lauro, C.D.; Lattanzi, F.; Valentin, A. Rotational analysis of the ν_6 , ν_8 , $\nu_3 + \nu_4$ interacting infrared system of C₂D₆ between 960 cm⁻¹ and 1180 cm⁻¹. *Mol. Phys.* **1996**, *89*, 663–676, [https://doi.org/10.1080/002689796173624]. doi:10.1080/002689796173624.
- Lattanzi, F.; Lauro, C.D.; Horneman, V.M. The high-resolution infrared spectrum of Si₂H₆: rotation-torsion analysis of the ν_5 and ν_7 fundamentals, and torsional splittings in the degenerate vibrational states. *Mol. Phys.* **2004**, *102*, 757–764, [https://doi.org/10.1080/00268970410001719771]. doi:10.1080/00268970410001719771.
- Lattanzi, F.; Lauro, C.D.; Horneman, V.M. Torsional splittings in the $\nu_{12} = 1$ vibrational state of Si₂H₆: analysis of the $\nu_6 + \nu_{12}$ and $\nu_9 + \nu_{12}(E)$ combination bands in the high resolution infrared spectrum. *Mol. Phys.* **2006**, *104*, 1795–1817, [https://doi.org/10.1080/00268970600557624]. doi:10.1080/00268970600557624.
- Yachmenev, A.; Yurchenko, S.N. Automatic differentiation method for numerical construction of the rotational-vibrational Hamiltonian as a power series in the curvilinear internal coordinates using the Eckart frame. *J. Chem. Phys.* **2015**, *143*, 014105. doi:10.1063/1.4923039.
- Yurchenko, S.N.; Barber, R.J.; Yachmenev, A.; Thiel, W.; Jensen, P.; Tennyson, J. A Variationally Computed T=300 K Line List for NH₃. *J. Phys. Chem. A* **2009**, *113*, 11845–11855. doi:10.1021/jp9029425.
- Yachmenev, A.; Yurchenko, S.N.; Jensen, P.; Thiel, W. A new “spectroscopic” potential energy surface for formaldehyde in its ground electronic state. *J. Chem. Phys.* **2011**, *134*, 244307. doi:10.1063/1.3599927.
- Sousa-Silva, C.; Hesketh, N.; Yurchenko, S.N.; Hill, C.; Tennyson, J. High temperature partition functions and thermodynamic data for ammonia and phosphine. *J. Quant. Spectrosc. Radiat. Transf.* **2014**, *142*, 66–74. doi:10.1016/j.jqsrt.2014.03.012.

17. Sousa-Silva, C.; Al-Refaie, A.F.; Tennyson, J.; Yurchenko, S.N. ExoMol line lists - VII. The rotation-vibration spectrum of phosphine up to 1500 K. *Mon. Not. R. Astron. Soc.* **2015**, *446*, 2337–2347. doi:10.1093/mnras/stu2246.
18. Underwood, D.S.; Yurchenko, S.N.; Tennyson, J.; Jensen, P. Rotational spectrum of SO₃ and theoretical evidence for the formation of sixfold rotational energy-level clusters in its vibrational ground state. *J. Chem. Phys.* **2014**, *140*. doi:10.1063/1.4882865.
19. Al-Refaie, A.F.; Yurchenko, S.N.; Yachmenev, A.; Tennyson, J. ExoMol line lists IX: A variationally computed line-list for hot formaldehyde. *Mon. Not. R. Astron. Soc.* **2015**.
20. Yurchenko, S.N.; Tennyson, J. ExoMol line lists - IV. The rotation-vibration spectrum of methane up to 1500 K. *Mon. Not. R. Astron. Soc.* **2014**, *440*, 1649–1661. doi:10.1093/mnras/stu326.
21. Al-Refaie, A.F.; Ovsyannikov, R.I.; Polyansky, O.L.; Yurchenko, S.N.; Tennyson, J. A variationally calculated room temperature line-list for H₂O₂. *J. Mol. Spectrosc.* **2015**, *318*, 84–90. doi:10.1016/j.jms.2015.10.004.
22. Owens, A.; Yurchenko, S.N.; Yachmenev, A.; Tennyson, J.; Thiel, W. Accurate ab initio vibrational energies of methyl chloride. *J. Chem. Phys.* **2015**, *142*. doi:10.1063/1.4922890.
23. Owens, A.; Yurchenko, S.N.; Yachmenev, A.; Thiel, W. A global potential energy surface and dipole moment surface for silane. *J. Chem. Phys.* **2015**, *143*. doi:http://dx.doi.org/10.1063/1.4938563.
24. Adam, A.Y.; Yachmenev, A.; Yurchenko, S.N.; Jensen, P. Ro-vibrational averaging of the isotropic hyperfine coupling constant for the methyl radical. *J. Chem. Phys.* **2015**, *143*, 244306. doi:http://dx.doi.org/10.1063/1.4938253.
25. Owens, A.; Yurchenko, S.N.; Thiel, W.; Spirko, V. Accurate prediction of the ammonia probes of a variable proton-to-electron mass ratio. *Mon. Not. R. Astron. Soc.* **2015**, *450*, 3191–3200. doi:10.1093/mnras/stv869.
26. Al-Refaie, A.F.; Polyansky, O.L.; Ovsyannikov, R.I.; Tennyson, J.; Yurchenko, S.N. ExoMol line lists - XV. A new hot line list for hydrogen peroxide. *Mon. Not. R. Astron. Soc.* **2016**, *461*, 1012–1022, [<http://mnras.oxfordjournals.org/content/461/1/1012.full.pdf+html>]. doi:10.1093/mnras/stw1295.
27. Underwood, D.S.; Tennyson, J.; Yurchenko, S.N.; Huang, X.; Schwenke, D.W.; Lee, T.J.; Clausen, S.; Fateev, A. ExoMol molecular line lists - XIV. The rotation-vibration spectrum of hot SO₂. *Mon. Not. R. Astron. Soc.* **2016**, *459*, 3890–3899, [<http://mnras.oxfordjournals.org/content/459/4/3890.full.pdf+html>]. doi:10.1093/mnras/stw849.
28. Owens, A.; Yurchenko, S.N.; Yachmenev, A.; Tennyson, J.; Thiel, W. A global ab initio dipole moment surface for methyl chloride. *J. Quant. Spectrosc. Radiat. Transf.* **2016**, *184*, 100–110. doi:10.1016/j.jqsrt.2016.06.037.
29. Owens, A.; Yurchenko, S.N.; Yachmenev, A.; Tennyson, J.; Thiel, W. A highly accurate ab initio potential energy surface for methane. *J. Chem. Phys.* **2016**, *145*. doi:http://dx.doi.org/10.1063/1.4962261.
30. Owens, A.; Yachmenev, A.; Thiel, W.; Fateev, A.; Tennyson, J.; Yurchenko, S.N. ExoMol line lists - XXIX. The rotation-vibration spectrum of methyl chloride up to 1200 K. *Mon. Not. R. Astron. Soc.* **2018**, *479*, 3002–3010. doi:10.1093/mnras/sty1542.
31. Mant, B.P.; Yachmenev, A.; Tennyson, J.; Yurchenko, S.N. ExoMol molecular line lists - XXVII. Spectra of C₂H₄. *Mon. Not. R. Astron. Soc.* **2018**, *478*, 3220–3232. doi:10.1093/mnras/sty1239.
32. Owens, A.; Yurchenko, S.N.; Yachmenev, A.; Thiel, W. A global potential energy surface and dipole moment surface for silane. *J. Chem. Phys.* **2015**, *143*. doi:10.1063/1.4938563.
33. Coles, P.A.; Yurchenko, S.N.; Kovacich, R.P.; Hobby, J.; Tennyson, J. A variationally computed room temperature line list for AsH₃. *Phys. Chem. Chem. Phys.* **2019**, *21*, 3264–3277. doi:10.1039/C8CP07110A.
34. Mant, B.P.; Chubb, K.L.; Yachmenev, A.; Tennyson, J.; Yurchenko, S.N. The infrared spectrum of PF₃ and analysis of rotational energy clustering effect. *Mol. Phys.* **2019**, *0*, 1–14, [<https://doi.org/10.1080/00268976.2019.1581951>]. doi:10.1080/00268976.2019.1581951.
35. Tennyson, J.; Yurchenko, S.N. ExoMol: molecular line lists for exoplanet and other atmospheres. *Mon. Not. R. Astron. Soc.* **2012**, *425*, 21–33. doi:10.1111/j.1365-2966.2012.21440.x.
36. Tennyson, J.; Yurchenko, S.N. The ExoMol project: Software for computing large molecular line lists. *Intern. J. Quantum Chem.* **2017**, *117*, 92–103. doi:10.1002/qua.25190.
37. Al-Refaie, A.F.; Yurchenko, S.N.; Tennyson, J. GPU Accelerated Intensities MPI (GAIN-MPI): A new method of computing Einstein-A coefficients. *Comput. Phys. Commun.* **2017**, *214*, 216–224. doi:10.1016/j.cpc.2017.01.013.

38. Longuet-Higgins, H. The symmetry groups of non-rigid molecules. *Molecular Physics* **1963**, *6*, 445–460. doi:10.1080/00268976300100501.
39. <http://maxima.sourceforge.net/documentation.html>, downloaded on September 20th, 2018.
40. Yurchenko, S.N.; Yachmenev, A.; Ovsyannikov, R.I. Symmetry adapted ro-vibrational basis functions for variational nuclear motion: TROVE approach. *J. Chem. Theory Comput.* **2017**, *13*, 4368–4381, [<http://dx.doi.org/10.1021/acs.jctc.7b00506>]. doi:10.1021/acs.jctc.7b00506.
41. Chubb, K.L.; Yachmenev, A.; Tennyson, J.; Yurchenko, S.N. Treating linear molecule HCCH in calculations of rotation-vibration spectra. *J. Chem. Phys.* **2018**, *149*, 014101. doi:10.1063/1.5031844.
42. Noumerov, B.V. A method of extrapolation of perturbations. *Mon. Not. R. Astron. Soc.* **1924**, *84*, 592–602. doi:10.1093/mnras/84.8.592.
43. Cooley, J.W. An Improved eigenvalue corrector formula for solving the Schrödinger equation for central fields. *Math. Comp.* **1961**, *15*, 363–374. doi:10.1090/S0025-5718-1961-0129566-X.
44. Hougen, J.T. A Group-Theoretical Treatment of Electronic, Vibrational, Torsional, and Rotational Motions in the Dimethylacetylene Molecule. *Canadian Journal of Physics* **1964**, *42*, 1920–1937, [<https://doi.org/10.1139/p64-182>]. doi:10.1139/p64-182.
45. Yamada, K.M.; Winnewisser, G.; Jensen, P. Internal rotation tunnelling in HSOH. *Journal of Molecular Structure* **2004**, *695-696*, 323 – 337. Winnewisser Special Issue, doi:<https://doi.org/10.1016/j.molstruc.2003.12.042>.
46. Yamada, K.M.; Jensen, P.; Ross, S.C.; Baum, O.; Giesen, T.F.; Schlemmer, S. The torsional and asymmetry splittings in HSOH. *Journal of Molecular Structure* **2009**, *927*, 96 – 100. doi:<https://doi.org/10.1016/j.molstruc.2009.02.022>.
47. Szalay, V.; Víglaška, D.; Rey, M. Internal- and rho-axis systems of molecules with one large amplitude internal motion: The geometry of rho. *J. Chem. Phys.* **2018**, *149*, 244118. doi:10.1063/1.5056217.
48. Yurchenko, S.N.; Yachmenev, A.; Ovsyannikov, R.I. Symmetry-Adapted Ro-vibrational Basis Functions for Variational Nuclear Motion Calculations: TROVE Approach. *J. Chem. Theory Comput.* **2017**, *13*, 4368–4381. doi:10.1021/acs.jctc.7b00506.



© 2018 by the authors. Licensee MDPI, Basel, Switzerland. This article is an open access article distributed under the terms and conditions of the Creative Commons Attribution (CC BY) license (<http://creativecommons.org/licenses/by/4.0/>).