

Image Synthesis with a Single (Robust) Classifier

Shibani Santurkar*
MIT
shibani@mit.edu

Dimitris Tsipras*
MIT
tsipras@mit.edu

Brandon Tran*
MIT
btran115@mit.edu

Andrew Ilyas*
MIT
ailyas@mit.edu

Logan Engstrom*
MIT
engstrom@mit.edu

Aleksander Madry
MIT
madry@mit.edu

Abstract

We show that the basic classification framework alone can be used to tackle some of the most challenging tasks in image synthesis. In contrast to other state-of-the-art approaches, the toolkit we develop is rather minimal: it uses a *single, off-the-shelf* classifier for *all* these tasks. The crux of our approach is that we train this classifier to be *adversarially robust*. It turns out that adversarial robustness is precisely what we need to directly manipulate salient features of the input. Overall, our findings demonstrate the utility of robustness in the broader machine learning context.¹

1 Introduction

Deep learning has revolutionized the way we tackle computer vision problems. This revolution started with progress on image classification [KSH12; He+15; He+16], which then triggered the expansion of the deep learning paradigm to encompass more sophisticated tasks such as image generation [Kar+18; BDS19] and image-to-image translation [Iso+17; Zhu+17]. Much of this expansion was predicated on developing complex, task-specific techniques, often rooted in the generative adversarial network (GAN) framework [Goo+14]. However, *is there a simpler toolkit for solving these tasks?*

In this work, we demonstrate that basic classification tools *alone* suffice to tackle various image synthesis tasks. These tasks include (cf. Figure 1): *generation* (Section 3.1), *inpainting* (Section 3.2), *image-to-image translation* (Section 3.3), *super-resolution* (Section 3.4), and *interactive image manipulation* (Section 3.5).

Our entire toolkit is based on a *single classifier* (per dataset) and involves performing a simple input manipulation: maximizing predicted class scores with gradient descent. Our approach is thus general purpose and simple to implement and train, while also requiring minimal tuning. To highlight the potential of the core methodology itself, we intentionally employ a generic classification setup (ResNet-50 [He+16] with default hyperparameters) without any additional optimizations (e.g., domain-specific priors or regularizers). Moreover, to emphasize the consistency of our approach, throughout this work we demonstrate performance on *randomly selected* examples from the test set.

The key ingredient of our method is *adversarially robust* classifiers. Previously, Tsipras et al. [Tsi+19] observed that maximizing the loss of robust models over the input leads to realistic instances of other classes. Here we are able to fully leverage this connection to build a versatile toolkit for image synthesis. Our findings thus establish robust classifiers as a powerful primitive for semantic image manipulation, despite them being trained *solely* to perform image classification.

*Equal contribution

¹Code and models for our experiments can be found at <https://git.io/robust-apps>.




Figure 1: Image synthesis and manipulation tasks performed using a *single* (robustly trained) classifier.

2 Robust Models as a Tool for Input Manipulation

Recently, Tsipras et al. [Tsi+19] observed that optimizing an image to cause a misclassification in an (adversarially) robust classifier introduces salient characteristics of the incorrect class. This property is unique to *robust* classifiers: standard models (trained with empirical risk minimization (ERM)) are inherently brittle, and their predictions are sensitive even to imperceptible changes in the input [Sze+14].

Adversarially robust classifiers are trained using the *robust optimization* objective [Wal45; Mad+18], where instead of minimizing the expected loss \mathcal{L} over the data

$$\mathbb{E}_{(x,y) \sim \mathcal{D}} [\mathcal{L}(x, y)], \quad (1)$$

we minimize the worst case loss over a specific perturbation set Δ

$$\mathbb{E}_{(x,y) \sim \mathcal{D}} \left[\max_{\delta \in \Delta} \mathcal{L}(x + \delta, y) \right]. \quad (2)$$

Typically, the set Δ captures imperceptible changes (e.g., small ℓ_2 perturbations), and given such a Δ , the problem in (2) can be solved using adversarial training [GSS15; Mad+18].

From one perspective, we can view robust optimization as encoding priors into the model, preventing it from relying on imperceptible features of the input [Eng+19]. Indeed, the findings of Tsipras et al. [Tsi+19] are aligned with this viewpoint—by encouraging the model to be invariant to small perturbations, robust training ensures that changes in the model’s predictions correspond to salient input changes.

In fact, it turns out that this phenomenon also emerges when we maximize the probability of a *specific class* (targeted attacks) for a robust model—see Figure 2 for an illustration. This indicates that robust models exhibit more human-aligned gradients, and, more importantly, that we can precisely control features in the input just by performing gradient descent on the model output. Previously, performing such manipulations has only been possible with more complex and task-specific techniques [MOT15; RMC16; Iso+17; Zhu+17]. In the rest of this work, we demonstrate that this property of robust models is sufficient to attain good performance on a diverse set of image synthesis tasks.

3 Leveraging Robust Models for Computer Vision Tasks

Deep learning-based methods have recently made significant progress on image synthesis and manipulation tasks, typically by training specifically-crafted models in the GAN framework [Goo+14; ISI17; Zhu+17; Yu+18; BDS19], using priors obtained from deep generative models [Ngu+16; Ngu+17; UVL17; Yeh+17],

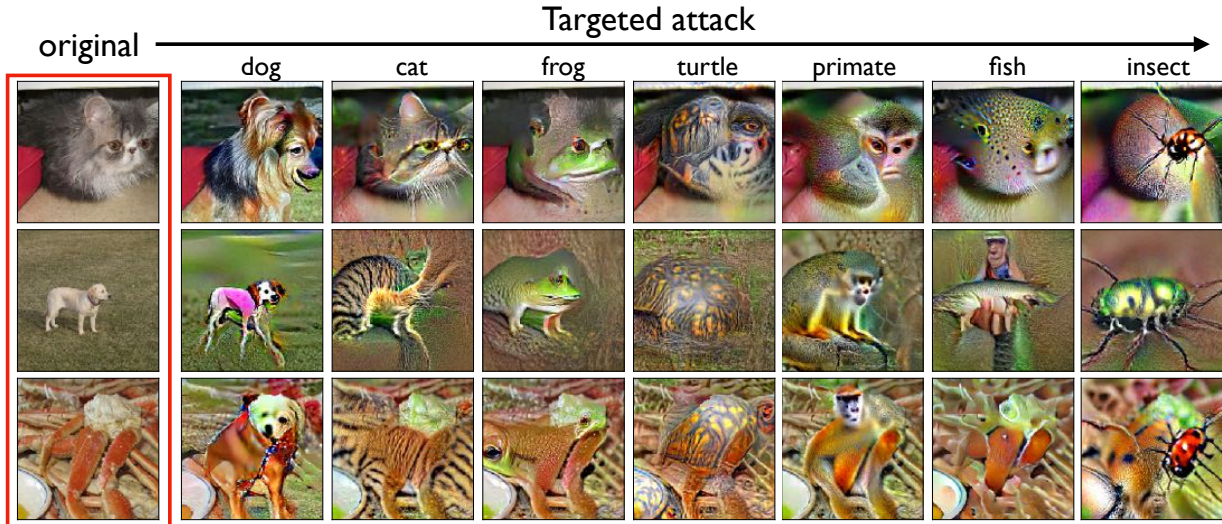


Figure 2: Maximizing class scores of a robustly trained classifier. For each original image, we visualize the result of performing targeted projected gradient descent (PGD) toward different classes. The resulting images actually resemble samples of the target class.

or leveraging standard classifiers via sophisticated, task-specific methods [MOT15; Oyg15; Tyk16; GEB16]. We discuss additional related work in the following subsections as necessary.

In this section, we outline our methods and results for obtaining competitive performance on these tasks using only robust (feed-forward) classifiers. Our approach is remarkably simple: all the applications are performed using gradient ascent on class scores derived from the same robustly trained classifier. In particular, it does not involve fine-grained tuning (see Appendix A.4), highlighting the potential of robust classifiers as a versatile primitive for sophisticated vision tasks.

3.1 Realistic Image Generation

Synthesizing realistic samples for natural data domains (such as images) has been a long standing challenge in computer vision. Given a set of example inputs, we would like to learn a model that can produce novel perceptually-plausible inputs. The development of deep learning-based methods such as autoregressive models [HS97; Gra13; VKK16], auto-encoders [Vin+10; KW15] and flow-based models [DKB14; RM15; DSB17; KD18] has led to significant progress in this domain. More recently, advancements in generative adversarial networks (GANs) [Goo+14] have made it possible to generate high-quality images for challenging datasets [Zha+18; Kar+18; BDS19]. Many of these methods, however, can be tricky to train and properly tune. They are also fairly computationally intensive, and often require fine-grained performance optimizations.

In contrast, we demonstrate that robust classifiers, without any special training or auxiliary networks, can be a powerful tool for synthesizing realistic natural images. At a high level, our generation procedure is based on maximizing the class score of the desired class using a robust model. The purpose of this maximization is to add relevant and semantically meaningful features of that class to a given input image. This approach has been previously used on standard models to perform class visualization—synthesizing prototypical inputs of each class—in combination with domain-specific input priors (either hand-crafted [NYC15] and learned [Ngu+16; Ngu+17]) or regularizers [SVZ13; MOT15; Oyg15; Tyk16].

As the process of class score maximization is deterministic, generating a diverse set of samples requires a random seed as the starting point of the maximization process. Formally, to generate a sample of class y , we sample a seed and minimize the loss \mathcal{L} of label y

$$x = \underset{\|x' - x_0\|_2 \leq \epsilon}{\operatorname{arg\,min}} \mathcal{L}(x', y), \quad x_0 \sim \mathcal{G}_y,$$

for some class-conditional seed distribution \mathcal{G}_y , using projected gradient descent (PGD) (experimental details can be found in Appendix A). Ideally, samples from \mathcal{G}_y should be diverse and statistically similar to the data distribution. Here, we use a simple (but already sufficient) choice for \mathcal{G}_y —a multivariate normal distribution fit to the empirical class-conditional distribution

$$\mathcal{G}_y := \mathcal{N}(\boldsymbol{\mu}_y, \boldsymbol{\Sigma}_y), \quad \text{where } \boldsymbol{\mu}_y = \mathbb{E}_{x \sim \mathcal{D}_y}[x], \quad \boldsymbol{\Sigma} = \mathbb{E}_{x \sim \mathcal{D}_y}[(x - \boldsymbol{\mu}_y)^\top (x - \boldsymbol{\mu}_y)],$$

and \mathcal{D}_y is the distribution of natural inputs conditioned on the label y . We visualize example seeds from these multivariate Gaussians in Figure 17.




Figure 3: *Random* samples (of resolution 224×224) produced using a robustly trained classifier. We show: (a) samples from several (random) classes of the ImageNet dataset and (b) multiple samples from a few random classes of the restricted ImageNet dataset (to illustrate diversity). See Figures 13, 14, 15, and 16 of Appendix B for additional samples.

This approach enables us to perform *conditional* image synthesis given any target class. Samples (at resolution 224×224) produced by our method are shown in Figure 3 (also see Appendix B). The resulting images are diverse and realistic, despite the fact that they are generated using targeted PGD on off-the-shelf

robust models without any additional optimizations.²

Different seed distributions. It is worth noting that there is significant room for improvement in designing the distribution \mathcal{G}_y . One way to synthesize better samples would be to use a richer distribution—for instance, mixtures of Gaussians per class to better capture multiple data modes. Also, in contrast to many existing approaches, we are not limited to a single seed distribution, and we could even utilize other methods (such as procedural generation) to customize seeds with specific structure or color, and then maximize class scores to produce realistic samples (e.g., see Section 3.5).

Evaluating Sample Quality. Inception Score (IS) [Sal+16] is a popular metric for evaluating the quality of generated image data. Table 1 presents the IS of samples generated using a robust classifier.

Dataset	Train Data	BigGAN [BDS19]	WGAN-GP [Gul+17]	Our approach
CIFAR-10	11.2 ± 0.2	9.22	8.4 ± 0.1	7.5 ± 0.1
ImageNet ³	331.9 ± 4.9	233.1 ± 1	11.6	259.0 ± 4

Table 1: Inception Scores (IS) for samples generated using robustly trained classifiers compared to state-of-the-art generation approaches [Gul+17; SSA18; BDS19] (cf. Appendix A.7.1 for details).

We find that our approach improves over state-of-the-art (BigGAN [BDS19]) in terms of Inception Score on the ImageNet dataset, yet, at the same time, the Fréchet Inception Distance (FID) [Heu+17] is worse (36.0 versus 7.4). These results can be explained by the fact that, on one hand, our samples are essentially adversarial examples (which are known to transfer across models [Sze+14]) and thus are likely to induce highly confident predictions that IS is designed to pick up. On the other hand, GANs are explicitly trained to produce samples that are indistinguishable from true data with respect to a discriminator, and hence are likely to have a better (lower) FID.

3.2 Inpainting

Image inpainting is the task of recovering images with large corrupted regions [EL99; Ber+00; HE07]. Given an image x , corrupted in a region corresponding to a binary mask $m \in \{0, 1\}^d$, the goal of inpainting is to recover the missing pixels in a manner that is perceptually plausible with respect to the rest of the image. We find that simple feed-forward classifiers, when robustly trained, can be a powerful tool for such image reconstruction tasks.

From our perspective, the goal is to use robust models to restore missing features of the image. To this end, we will optimize the image to maximize the score of the underlying true class, while also forcing it to be consistent with the original in the uncorrupted regions. Concretely, given a robust classifier trained on uncorrupted data, and a corrupted image x with label y , we solve


$$x_I = \arg \min_{x'} \mathcal{L}(x', y) + \lambda \|(x - x') \odot (1 - m)\|_2 \quad (3)$$

where \mathcal{L} is the cross-entropy loss, \odot denotes element-wise multiplication, and λ is an appropriately chosen constant. Note that while we require knowing the underlying label y for the input, it can typically be accurately predicted by the classifier itself given the corrupted image.

In Figure 4, we show sample reconstructions obtained by optimizing (3) using PGD (cf. Appendix A for details). We can observe that these reconstructions look remarkably similar to the uncorrupted images in terms of semantic content. Interestingly, even when this approach fails (reconstructions differ from the original), the resulting images do tend to be perceptually plausible to a human, as shown in Appendix Figure 12.

²Interestingly, the robust model used to generate these high-quality ImageNet samples is only 45% accurate, yet has a sufficiently rich representation to synthesize semantic features for 1000 classes.

³For ImageNet, there is a difference in resolution between BigGAN samples (256×256), SAGAN (128×128) and our approach (224×224). BigGAN attains IS of 166.5. at 128×128 resolution.



(a) random samples

(b) select samples

Figure 4: Image inpainting using robust models – *left*: original, *middle*: corrupted and *right*: inpainted samples. To recover missing regions, we use PGD to maximize the class score predicted for the image while penalizing changes to the uncorrupted regions.

3.3 Image-to-Image Translation

As discussed in Section 2, robust models provide a mechanism for transforming inputs between classes. In computer vision literature, this would be an instance of *image-to-image translation*, where the goal is to translate an image from a source to a target domain in a semantic manner [Her+01].

In this section, we demonstrate that robust classifiers give rise to a new methodology for performing such image-to-image translations. The key is to (robustly) train a classifier to distinguish between the source and target domain. Conceptually, such a classifier will extract salient characteristics of each domain in order to make accurate predictions. We can then translate an input from the source domain by directly maximizing the predicted score of the target domain.

In Figure 5, we provide sample translations produced by our approach using robust models—each trained only on the source and target domains for the Horse \leftrightarrow Zebra, Apple \leftrightarrow Orange, and Summer \leftrightarrow Winter datasets [Zhu+17] respectively. (For completeness, we present in Appendix B Figure 10 results corresponding to using a classifier trained on the complete ImageNet dataset.) In general, we find that this procedure yields meaningful translations by directly modifying characteristics of the image that are strongly tied to the corresponding domain (e.g., color, texture, stripes).

Note that, in order to manipulate such features, the model must have learned them in the first place—for example, we want models to distinguish between horses and zebras based on salient features such as stripes. For overly simple tasks, models might extract little salient information (e.g., by relying on backgrounds instead of objects⁴) in which case our approach would not lead to meaningful translations.

⁴In fact, we encountered such an issue with ℓ_∞ -robust classifiers for horses and zebras (Figure 11). Note that generative approaches




Figure 5: Image-to-image translation on the Horse ↔ Zebra, Apple ↔ Orange, and Summer ↔ Winter datasets [Zhu+17] using PGD on the input of an ℓ_2 -robust model trained on that dataset. See Appendix A for experimental details and Figure 9 for additional input-output pairs.

Nevertheless, this not a fundamental barrier and can be addressed by training on richer, more challenging datasets. From this perspective, scaling to larger datasets (which can be difficult for state-of-the-art methods such as GANs) is actually easy and advantageous for our approach.

Unpaired datasets. Datasets for translation tasks often comprise source-target domain pairs [Iso+17]. For such datasets, the task can be straightforwardly cast into a supervised learning framework. In contrast, our method operates in the *unpaired* setting, where samples from the source and target domain are provided without an explicit pairing [Zhu+17]. This is due to the fact that our method only requires a classifier capable of distinguishing between the source and target domains.

3.4 Super-Resolution

Super-resolution refers to the task of recovering high-resolution images given their low resolution version [DFE07; BSH12]. While this goal is underspecified, our aim is to produce a high-resolution image that is consistent with the input and plausible to a human.

In order to adapt our framework to this problem, we cast super-resolution as the task of accentuating the salient features of low-resolution images. This can be achieved by maximizing the score predicted by a robust classifier (trained on the original high-resolution dataset) for the underlying class. At the same time, to ensure that the structure and high-level content is preserved, we penalize large deviations from the original low-resolution image. Formally, given a robust classifier and a low-resolution image x_L belonging to class y , we use PGD to solve

$$\hat{x}_H = \arg \min_{\|x' - \uparrow(x_L)\| < \epsilon} \mathcal{L}(x', y) \quad (4)$$

where $\uparrow(\cdot)$ denotes the up-sampling operation based on nearest neighbors, and ϵ is a small constant.

We use this approach to upsample *random* 32×32 CIFAR-10 images to full ImageNet size (224×224)—cf. Figure 6a. For comparison, we also show upsampled images obtained from bicubic interpolation. In also face similar issues, where the background is transformed instead of the objects [Zhu+17].




Figure 6: Comparing approaches for super-resolution. *Top*: random samples from the test set; *middle*: upsampling using bicubic interpolation; and *bottom*: super-resolution using robust models. We obtain semantically meaningful reconstructions that are especially sharp in regions that contain class-relevant information.

Figure 6b, we visualize the results for super-resolution on *random* 8-fold down-sampled images from the restricted ImageNet dataset. Since in the latter case we have access to ground truth high-resolution images (actual dataset samples), we can compute the Peak Signal-to-Noise Ratio (PSNR) of the reconstructions. Over the Restricted ImageNet test set, our approach yields a PSNR of 21.53 (95% CI [21.49, 21.58]) compared to 21.30 (95% CI [21.25, 21.35]) from bicubic interpolation. In general, our approach produces high-resolution samples that are substantially sharper, particularly in regions of the image that contain salient class information.

Note that the pixelation of the resulting images can be attributed to using a very crude upsampling of the original, low-resolution image as a starting point for our optimization. Combining this method with a more sophisticated initialization scheme (e.g., bicubic interpolation) is likely to yield better overall results.

3.5 Interactive Image Manipulation

Recent work has explored building deep learning-based interactive tools for image synthesis and manipulation. For example, GANs have been used to transform simple sketches [CH18; Par+19] into realistic images. In fact, recent work has pushed this one step further by building a tool that allows object-level composition of scenes using GANs [Bau+19]. In this section, we show how our framework can be used to enable similar artistic applications.

Sketch-to-image. By performing PGD to maximize the probability of a chosen target class, we can use robust models to convert hand-drawn sketches to natural images. The resulting images (Figure 7) appear realistic and contain fine-grained characteristics of the corresponding class.




Figure 7: Sketch-to-image using robust model gradients. *Top*: manually drawn sketches of animals; and *bottom*: result of performing PGD towards a chosen class. The resulting images appear realistic looking while preserving key characteristics of the original sketches⁵.

Feature Painting. Generative model-based paint applications often allow the user to control more fine-grained features, as opposed to just the overall class. We now show that we can perform similar feature manipulation through a minor modification to our basic primitive of class score maximization. Our methodology is based on an observation of Engstrom et al. [Eng+19], wherein manipulating individual activations within representations⁶ of a robust model actually results in consistent and meaningful changes to high-level image features (e.g., adding stripes to objects). We can thus build a tool to paint specific features onto images by maximizing individual activations directly, instead of just the class scores.

Concretely, given an image x , if we want to add a single feature corresponding to component f of the representation vector $R(x)$ in the region corresponding to a binary mask m , we simply apply PGD to solve

$$x_I = \arg \max_{x'} R(x')_f - \lambda_P \|(x - x') \odot (1 - m)\|. \quad (5)$$

In Figure 8, we demonstrate progressive addition of features at various levels of granularity (e.g., grass




Figure 8: Paint-with-features using a robust model—we present a sequence of images obtained by successively adding specific features to select regions of the image by solving (5).

or sky) to selected regions of the input image. We can observe that such direct maximization of individual activations gives rise to a versatile paint tool.

4 Discussion and Conclusions

In this work, we leverage the basic classification framework to perform a wide range of image synthesis tasks. In particular, we find that the features learned by a basic classifier are sufficient for *all* these tasks, provided this classifier is *adversarially robust*. We then show how this insight gives rise to a versatile toolkit that is simple, reliable, and straightforward to extend to other large-scale datasets. This is in stark contrast to state-of-the-art approaches [Goo+14; Kar+18; BDS19] which typically rely on architectural, algorithmic, and task-specific optimizations to succeed at scale [Sal+16; Das+18; Miy+18]. In fact, unlike these approaches, our methods actually *benefit* from scaling to more complex datasets—whenever the underlying classification task is rich and challenging, the classifier is likely to learn more fine-grained features.

We also note that throughout this work, we choose to employ the most minimal version of our toolkit. In particular, we refrain from using extensive tuning or task-specific optimizations. This is intended to demonstrate the potential of our core framework itself, rather than to exactly match/outperform the state of the art. We fully expect that better training methods, improved notions of robustness, and domain knowledge will yield even better results.

More broadly, our findings suggest that adversarial robustness might be a property that is desirable beyond security and reliability contexts. Robustness may, in fact, offer a path towards building a more human-aligned machine learning toolkit.

⁵Sketches were produced by a graduate student without any training in arts.

⁶We refer to the pre-final layer of a network as the representation layer. Then, the network prediction can simply be viewed as the output of a linear classifier on the representation.

Acknowledgements

We thank Chris Olah for helpful pointers to related work in class visualization.

Work supported in part by the NSF grants CCF-1553428, CCF-1563880, CNS-1413920, CNS-1815221, IIS-1447786, IIS-1607189, the Microsoft Corporation, the Intel Corporation, the MIT-IBM Watson AI Lab research grant, and an Analog Devices Fellowship.

References

- [Bau+19] David Bau et al. “GAN Dissection: Visualizing and Understanding Generative Adversarial Networks”. In: *International Conference on Learning Representations (ICLR)*. 2019.
- [BDS19] Andrew Brock, Jeff Donahue, and Karen Simonyan. “Large Scale GAN Training for High Fidelity Natural Image Synthesis”. In: *International Conference on Learning Representations (ICLR)*. 2019.
- [Ber+00] Marcelo Bertalmio et al. “Image inpainting”. In: *Computer graphics and interactive techniques*. 2000.
- [BSH12] Harold C Burger, Christian J Schuler, and Stefan Harmeling. “Image denoising: Can plain neural networks compete with BM3D?”. In: *computer vision and pattern recognition (CVPR)*. 2012.
- [CH18] Wengling Chen and James Hays. “Sketchygan: Towards diverse and realistic sketch to image synthesis”. In: *Proceedings of the IEEE Conference on Computer Vision and Pattern Recognition*. 2018.
- [Das+18] Constantinos Daskalakis et al. “Training GANs with Optimism”. In: *International Conference on Learning Representations (ICLR)*. 2018.
- [DFE07] Kostadin Dabov, Alessandro Foi, and Karen Egiazarian. “Video denoising by sparse 3D transform-domain collaborative filtering”. In: *European Signal Processing Conference*. 2007.
- [DKB14] Laurent Dinh, David Krueger, and Yoshua Bengio. “Nice: Non-linear independent components estimation”. In: *arXiv preprint arXiv:1410.8516*. 2014.
- [DSB17] Laurent Dinh, Jascha Sohl-Dickstein, and Samy Bengio. “Density estimation using real NVP”. In: *International Conference on Learning Representations (ICLR)*. 2017.
- [EL99] Alexei A Efros and Thomas K Leung. “Texture synthesis by non-parametric sampling”. In: *conference on computer vision (CVPR)*. 1999.
- [Eng+19] Logan Engstrom et al. “Learning Perceptually-Aligned Representations via Adversarial Robustness”. In: *ArXiv preprint arXiv:1906.00945*. 2019.
- [GEB16] Leon A Gatys, Alexander S Ecker, and Matthias Bethge. “Image style transfer using convolutional neural networks”. In: *computer vision and pattern recognition (CVPR)*. 2016.
- [Goo+14] Ian Goodfellow et al. “Generative adversarial nets”. In: *neural information processing systems (NeurIPS)*. 2014.
- [Gra13] Alex Graves. “Generating sequences with recurrent neural networks”. In: *arXiv preprint arXiv:1308.0850*. 2013.
- [GSS15] Ian J Goodfellow, Jonathon Shlens, and Christian Szegedy. “Explaining and Harnessing Adversarial Examples”. In: *International Conference on Learning Representations (ICLR)*. 2015.
- [Gul+17] Ishaan Gulrajani et al. “Improved training of wasserstein gans”. In: *Neural Information Processing Systems (NeurIPS)*. 2017.
- [He+15] Kaiming He et al. “Delving deep into rectifiers: Surpassing human-level performance on imagenet classification”. In: *international conference on computer vision (ICCV)*. 2015.
- [He+16] Kaiming He et al. “Deep Residual Learning for Image Recognition”. In: *Conference on Computer Vision and Pattern Recognition (CVPR)*. 2016.
- [HE07] James Hays and Alexei A Efros. “Scene completion using millions of photographs”. In: *ACM Transactions on Graphics (TOG)*. 2007.

- [Her+01] Aaron Hertzmann et al. "Image analogies". In: *Computer graphics and interactive techniques*. 2001.
- [Heu+17] Martin Heusel et al. "Gans trained by a two time-scale update rule converge to a local nash equilibrium". In: *Neural Information Processing Systems (NeurIPS)*. 2017.
- [HS97] Sepp Hochreiter and Jürgen Schmidhuber. "Long short-term memory". In: *Neural computation*. 1997.
- [ISI17] Satoshi Iizuka, Edgar Simo-Serra, and Hiroshi Ishikawa. "Globally and Locally Consistent Image Completion". In: *ACM Trans. Graph.* 2017.
- [Iso+17] Phillip Isola et al. "Image-to-image translation with conditional adversarial networks". In: *conference on computer vision and pattern recognition (CVPR)*. 2017.
- [Kar+18] Tero Karras et al. "Progressive Growing of GANs for Improved Quality, Stability, and Variation". In: *International Conference on Learning Representations*. 2018.
- [KD18] Durk P Kingma and Prafulla Dhariwal. "Glow: Generative flow with invertible 1x1 convolutions". In: *Neural Information Processing Systems (NeurIPS)*. 2018.
- [Kri09] Alex Krizhevsky. "Learning Multiple Layers of Features from Tiny Images". In: *Technical report*. 2009.
- [KSH12] Alex Krizhevsky, Ilya Sutskever, and Geoffrey E Hinton. "Imagenet Classification with Deep Convolutional Neural Networks". In: *Advances in Neural Information Processing Systems (NeurIPS)*. 2012.
- [KW15] Diederik P. Kingma and Max Welling. "Auto-Encoding Variational Bayes". In: *International Conference on Learning Representations (ICLR)*. 2015.
- [Mad+18] Aleksander Madry et al. "Towards deep learning models resistant to adversarial attacks". In: *International Conference on Learning Representations (ICLR)*. 2018.
- [Miy+18] Takeru Miyato et al. "Spectral Normalization for Generative Adversarial Networks". In: *International Conference on Learning Representations (ICLR)*. 2018.
- [MOT15] Alexander Mordvintsev, Christopher Olah, and Mike Tyka. *Inceptionism: Going deeper into neural networks*. 2015. URL: <https://ai.googleblog.com/2015/06/inceptionism-going-deeper-into-neural.html>.
- [Ngu+16] Anh Nguyen et al. "Synthesizing the preferred inputs for neurons in neural networks via deep generator networks". In: *Neural Information Processing Systems (NeurIPS)*. 2016.
- [Ngu+17] Anh Nguyen et al. "Plug & play generative networks: Conditional iterative generation of images in latent space". In: *Conference on Computer Vision and Pattern Recognition (CVPR)*. 2017.
- [NYC15] Anh Nguyen, Jason Yosinski, and Jeff Clune. "Deep neural networks are easily fooled: High confidence predictions for unrecognizable images". In: *Conference on computer vision and pattern recognition (CVPR)*. 2015.
- [Oyg15] Audun Oygard. *Visualizing GoogLeNet Classes*. 2015. URL: <https://www.auduno.com/2015/07/29/visualizing-googlenet-classes/>.
- [Par+19] Taesung Park et al. "Semantic Image Synthesis with Spatially-Adaptive Normalization". In: *Computer Vision and Pattern Recognition (CVPR)*. 2019.
- [RM15] Danilo Jimenez Rezende and Shakir Mohamed. "Variational inference with normalizing flows". In: *International Conference on Machine Learning (ICML)*. 2015.
- [RMC16] Alec Radford, Luke Metz, and Soumith Chintala. "Unsupervised representation learning with deep convolutional generative adversarial networks". In: *International Conference on Learning Representations (ICLR)*. 2016.
- [Rus+15] Olga Russakovsky et al. "ImageNet Large Scale Visual Recognition Challenge". In: *International Journal of Computer Vision (IJCV)*. 2015.
- [Sal+16] Tim Salimans et al. "Improved techniques for training gans". In: *neural information processing systems (NeurIPS)*. 2016.

- [SSA18] Konstantin Shmelkov, Cordelia Schmid, and Karteek Alahari. “How good is my GAN?” In: *European Conference on Computer Vision (ECCV)*. 2018.
- [SVZ13] Karen Simonyan, Andrea Vedaldi, and Andrew Zisserman. “Deep inside convolutional networks: Visualising image classification models and saliency maps”. In: *arXiv preprint arXiv:1312.6034* (2013).
- [Sze+14] Christian Szegedy et al. “Intriguing properties of neural networks”. In: *International Conference on Learning Representations (ICLR)*. 2014.
- [Tsi+19] Dimitris Tsipras et al. “Robustness May Be at Odds with Accuracy”. In: *International Conference on Learning Representations (ICLR)*. 2019.
- [Tyk16] Mike Tyka. *Class visualization with bilateral filters*. 2016. URL: <https://mtyka.github.io/deepdream/2016/02/05/bilateral-class-vis.html>.
- [UVL17] Dmitry Ulyanov, Andrea Vedaldi, and Victor Lempitsky. “Deep Image Prior”. In: *ArXiv preprint arXiv:1711.10925*. 2017.
- [Vin+10] Pascal Vincent et al. “Stacked denoising autoencoders: Learning useful representations in a deep network with a local denoising criterion”. In: *Journal of machine learning research (JMLR)*. 2010.
- [VKK16] Aäron Van Den Oord, Nal Kalchbrenner, and Koray Kavukcuoglu. “Pixel recurrent neural networks”. In: *International Conference on Machine Learning (ICML)*. 2016.
- [Wal45] Abraham Wald. “Statistical Decision Functions Which Minimize the Maximum Risk”. In: *Annals of Mathematics*. 1945.
- [Yeh+17] Raymond A Yeh et al. “Semantic image inpainting with deep generative models”. In: *Computer Vision and Pattern Recognition (CVPR)*. 2017.
- [Yu+18] Jiahui Yu et al. “Generative image inpainting with contextual attention”. In: *Computer Vision and Pattern Recognition (CVPR)*. 2018.
- [Zha+18] Han Zhang et al. “Self-attention generative adversarial networks”. In: *arXiv preprint arXiv:1805.08318*. 2018.
- [Zhu+17] Jun-Yan Zhu et al. “Unpaired image-to-image translation using cycle-consistent adversarial networks”. In: *international conference on computer vision (ICCV)*. 2017.

A Experimental Setup

A.1 Datasets

For our experimental analysis, we use the CIFAR-10 [Kri09] and ImageNet [Rus+15] datasets. Since obtaining a robust classifier for the full ImageNet dataset is known to be a challenging and computationally expensive problem, we also conduct experiments on a “restricted” version of the ImageNet dataset with 9 super-classes shown in Table 2. For image translation we use the Horse \leftrightarrow Zebra, Apple \leftrightarrow Orange, and Summer \leftrightarrow Winter datasets [Zhu+17].

Class	Corresponding ImageNet Classes
“Dog”	151 to 268
“Cat”	281 to 285
“Frog”	30 to 32
“Turtle”	33 to 37
“Bird”	80 to 100
“Primate”	365 to 382
“Fish”	389 to 397
“Crab”	118 to 121
“Insect”	300 to 319

Table 2: Classes used in the Restricted ImageNet model. The class ranges are inclusive.

A.2 Models

We use the standard ResNet-50 architecture [He+16] for our adversarially trained classifiers on all datasets. Every model is trained with data augmentation, momentum of 0.9 and weight decay of $5e^{-4}$. Other hyperparameters are provided in Tables 3 and 4.

Dataset	Epochs	LR	Batch Size	LR Schedule
CIFAR-10	350	0.01	256	Drop by 10 at epochs \in [150, 250]
restricted ImageNet	110	0.1	128	Drop by 10 at epochs \in [30, 60]
ImageNet	110	0.1	256	Drop by 10 at epochs \in [100]
Horse \leftrightarrow Zebra	350	0.01	64	Drop by 10 at epochs \in [50, 100]
Apple \leftrightarrow Orange	350	0.01	64	Drop by 10 at epochs \in [50, 100]
Summer \leftrightarrow Winter	350	0.01	64	Drop by 10 at epochs \in [50, 100]

Table 3: Standard hyperparameters for the models trained in the main paper.

A.3 Adversarial training

In all our experiments, we train robust classifiers by employing the adversarial training methodology [Mad+18] with an ℓ_2 perturbation set. The hyperparameters used for robust training of each of our models are provided in Table 4.

A.4 Note on hyperparameter tuning

Note that we did not perform *any* hyperparameter tuning for the hyperparameters in Table 3 because of computational constraints. We use the relatively standard benchmark ϵ of 0.5 for CIFAR-10—the rest of

Dataset	ϵ	# steps	Step size
CIFAR-10	0.5	7	0.1
restricted ImageNet	3.5	7	0.1
ImageNet	3	7	0.5
Horse \leftrightarrow Zebra	5	7	0.9
Apple \leftrightarrow Orange	5	7	0.9
Summer \leftrightarrow Winter	5	7	0.9

Table 4: Hyperparameters used for adversarial training.

the values of ϵ were chosen roughly by scaling this up by the appropriate constant (i.e. proportional to \sqrt{d})—we note that the networks are not critically sensitive to these values of epsilon (e.g. a CIFAR-10 model trained with $\epsilon = 1.0$ gives almost the exact same results). Due to restrictions on compute we did not grid search over ϵ , but finding a more direct manner in which to set ϵ (e.g. via a desired adversarial accuracy) is an interesting future direction.

A.5 Targeted Attacks in Figure 2

Dataset	ϵ	# steps	Step size
restricted ImageNet	300	500	1

A.6 Image-to-image translation

Dataset	ϵ	# steps	Step size
ImageNet	60	80	1
Horse \leftrightarrow Zebra	60	80	0.5
Apple \leftrightarrow Orange	60	80	0.5
Summer \leftrightarrow Winter	60	80	0.5

A.7 Generation

In order to compute the class conditional Gaussians for high resolution images ($224 \times 224 \times 3$) we downsample the images by a factor of 4 and upsample the resulting seed images with nearest neighbor interpolation.

Dataset	ϵ	# steps	Step size
CIFAR-10	30	60	0.5
restricted ImageNet	40	60	1
ImageNet	40	60	1

A.7.1 Inception Score

Inception score is computed based on 50k class-balanced samples from each dataset using code provided in <https://github.com/ajbrock/BigGAN-PyTorch>.

A.8 Inpainting

To create a corrupted image, we select a patch of a given size at a random location in the image. We reset all pixel values in the patch to be the average pixel value over the entire image (per channel).

Dataset	patch size	ϵ	# steps	Step size
restricted ImageNet	60	21	0.1	720

A.9 Super-resolution

Dataset	\uparrow factor	ϵ	# steps	Step size
CIFAR-10	7	15	1	50
restricted ImageNet	8	8	1	40

B Omitted Figures

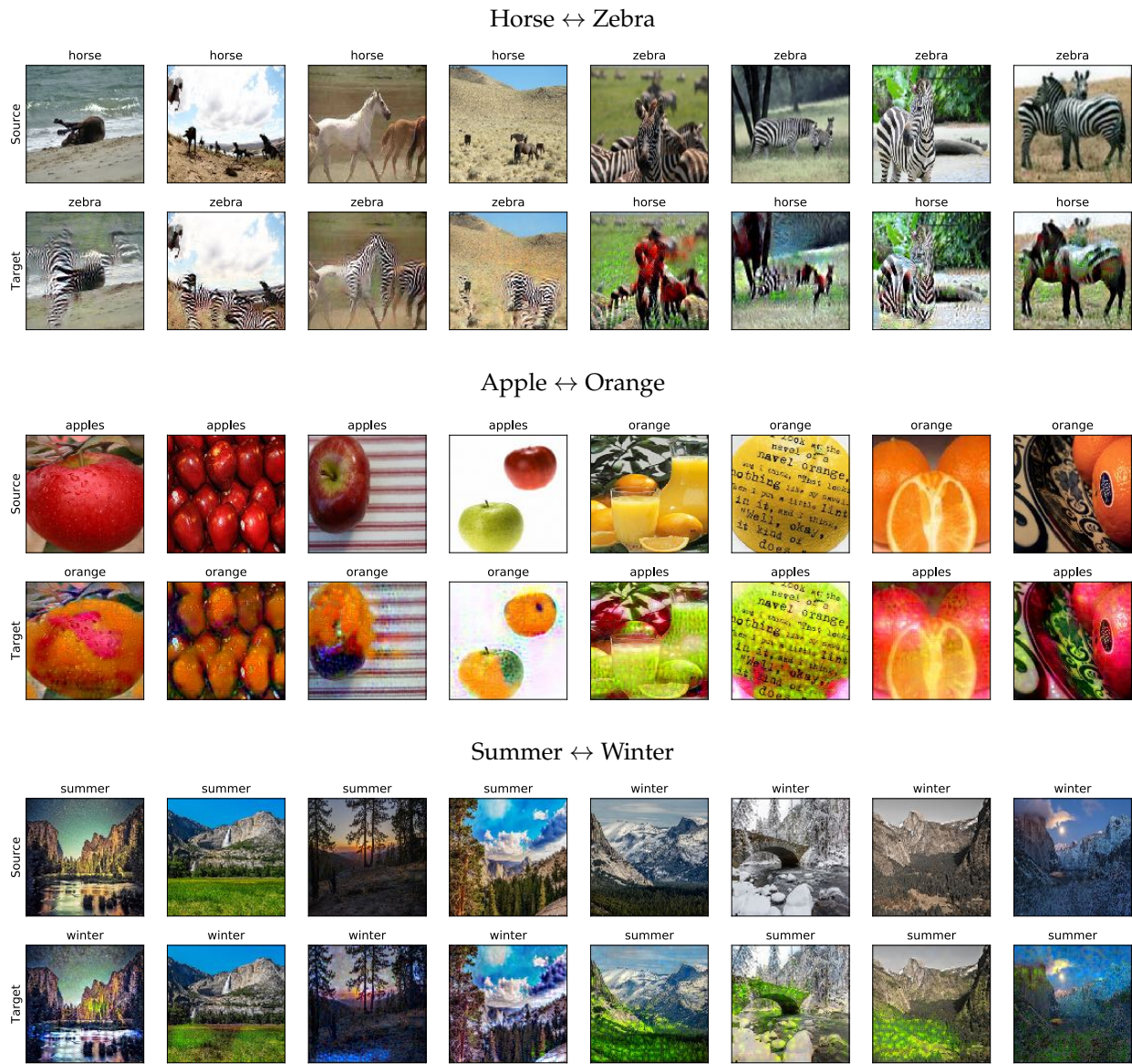


Figure 9: Random samples for image-to-image translation on the Horse ↔ Zebra, Apple ↔ Orange, and Summer ↔ Winter datasets [Zhu+17]. Details in Appendix A.




Figure 10: Random samples for image-to-image translation on the Horse \leftrightarrow Zebra and Apple \leftrightarrow Orange datasets [Zhu+17] using the *same* robust model trained on the *entire* ImageNet dataset. Here we use ImageNet classes “zebra” (340) and “orange” (950).



Figure 11: Training an ℓ_∞ -robust model on the Horse \leftrightarrow Zebra dataset does not lead to plausible image-to-image translation. The model appears to associate “horse” with “blue sky” in which case the zebra to horse translation does not behave as expected.

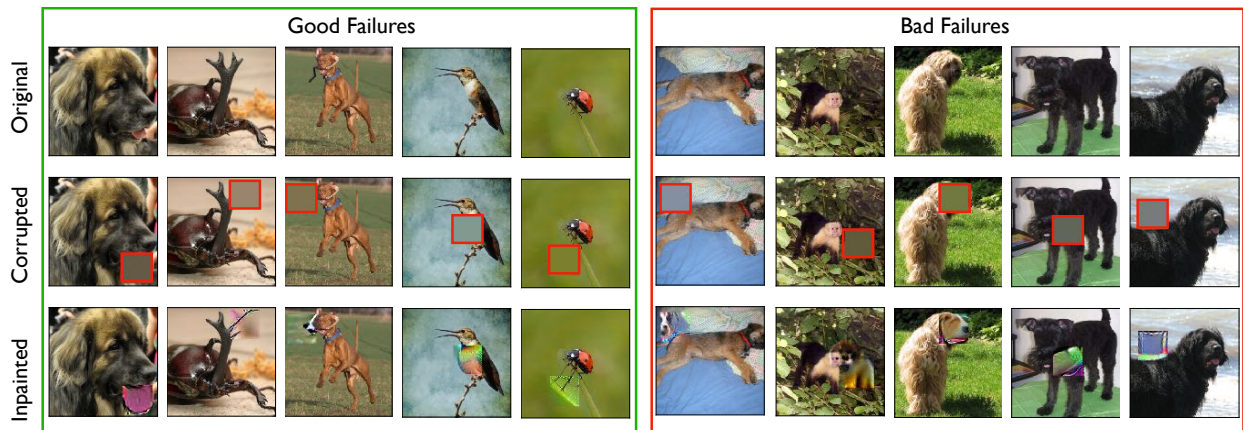


Figure 12: Failure cases for image inpainting using robust models – *top*: original, *middle*: corrupted and *bottom*: inpainted samples. To recover missing regions, we use PGD to maximise the class score of the image under a robust model while penalizing changes to the uncorrupted regions. The failure modes can be categorized into “good” failures – where the infilled region is semantically consistent with the rest of the image but differs from the original; and “bad” failures – where the inpainting is clearly erroneous to a human.




Figure 13: Random samples generated for the CIFAR dataset.




Figure 14: Random samples generated for the Restricted ImageNet dataset.




Figure 15: Random samples generated for the ImageNet dataset.





Figure 16: Random samples from a random class subset.

CIFAR10



Restricted ImageNet



ImageNet




Figure 17: Samples from class-conditional multivariate normal distributions used as a seed for the generation process.