

ROYAL SOCIETY OPEN SCIENCE

rsos.royalsocietypublishing.org

Research



The paper is accepted for publication in Royal Society Open Science journal.

Subject Areas:

Computer Science, Machine Learning

Keywords:

Vector Autoregressive, Generative Models, Predictive Models, Art Movements

Author for correspondence:

Edoardo Lisi

e-mail: edoardo.lisi95@gmail.com

Modeling and Forecasting Art Movements with CGANs

Edoardo Lisi¹, Mohammad Malekzadeh²,
Hamed Haddadi², Din-Houn Lau¹,
Seth Flaxman¹.

¹Department of Mathematics, Imperial College London, UK.

²Dyson School of Design Engineering, Imperial College London, UK.

Conditional Generative Adversarial Networks (CGAN) are a recent and popular method for generating samples from a probability distribution conditioned on latent information. The latent information often comes in the form of a discrete label from a small set. We propose a novel method for training CGANs which allows us to condition on a sequence of continuous latent distributions $f^{(1)}, \dots, f^{(K)}$. This training allows CGANs to generate samples from a sequence of distributions. We apply our method to paintings from a sequence of artistic movements, where each movement is considered to be its own distribution. Exploiting the temporal aspect of the data, a vector autoregressive (VAR) model is fitted to the means of the latent distributions that we learn, and used for one-step-ahead forecasting, to predict the latent distribution of a future art movement $f^{(K+1)}$. Realisations from this distribution can be used by the CGAN to generate “future” paintings. In experiments, this novel methodology generates accurate predictions of the evolution of art. The training set consists of a large dataset of past paintings. While there is no agreement on exactly what current art period we find ourselves in, we test on plausible candidate sets of present art, and show that the mean distance to our predictions is small.




Figure 1. Sample of images generated by the proposed framework. These images estimate “future” paintings.

1. Introduction

Periodisation in art history is the process of characterizing and understanding art “movements”¹ and their evolution over time. Each period may last from years to decades, and encompass diverse styles. It is “an instrument in ordering the historical objects as a continuous system in time and space” [17], and it has been the topic of much debate among art historians [12]. In this paper, we leverage the success of data generative models such as Generative Adversarial Networks (GANs) [8] to learn the distinct features of widely agreed upon art movements, tracing and predicting their evolution over time.

Unlike previous work [2,18], in which a clustering method is validated by showing that it recovers known categories, we take existing categories as given, and propose new methods to more deeply interrogate and engage with historiographical debates in art history about the validity of these categories. Time labels are critical to our modelling approach, following what one art historian called “a basic datum and axis of reference” in periodisation: “the irreversible order of single works located in time and space”. We take this claim to its logical conclusion, asking our method to forecast into the future. As the dataset we use covers agreed upon movements from the 15th to the 20th Century, the future is really our present in the 21st Century. As it can be seen in Figure 1, We are thus able to evaluate one hypothesis about what movement we find ourselves in at present, namely Post-Minimalism, by comparing the “future” art we generate with our method to Post-Minimalist art (which was not part of our training set) and other recent movements².

We consider the following setting: each observed image x_i has a cluster label $k_i \in \{1, \dots, K\}$ and resides in an image space \mathcal{X} , where we assume that \mathcal{X} is a mixture of unknown distributions $f_X^{(1)}, \dots, f_X^{(K)}$. For each observed image we have $x_i \sim f_X^{(k_i)}$. We assume that, given data from the sequence of time-ordered distributions $f_X^{(1)}, \dots, f_X^{(K)}$, it is possible to approximate the next distribution, $f_X^{(K+1)}$. For example, each x_i could be a single painting in a dataset of art. Further, each painting can be associated with one of K art movements such as Impressionism, Cubism or Surrealism. In this example, $f_X^{(K+1)}$ represents an art movement of the future.

In this work we are interested in generating images from the next distribution $f_X^{(K+1)}$. However, modelling directly in the image space \mathcal{X} is complicated. Therefore, we assume that there is an associated lower-dimensional latent space \mathcal{C} , such that each image distribution $f_X^{(k)}$ is associated with a latent distribution $f_C^{(k)}$ in \mathcal{C} and every observed image x_i is associated with a

¹Note that by art “movement” we mean periods.

²As the real paintings from recent movements are copyrighted, they cannot be shown here. For visual comparison, see https://github.com/cganart/gan_art_2019 to find links to the original paintings.

vector c_i in the latent space which we refer to as a *code*. We choose the latent space such that its lower dimension means that it is comparatively easier to model: for example, if x_i is an image of 128×128 pixels, c_i could be a code of dimension 50. Thus, we consider the image-code-cluster tuples $(x_1, c_1, k_1), \dots, (x_N, c_N, k_N)$.

Our contribution is as follows: we use a novel approach to Conditional Generative Adversarial Networks (CGANs, [15]) that conditions on continuous codes, which are in turn modelled with Vector Autoregression (VAR, [21]). The general steps of the method are:

- (i) For each image x_i learn a coding $c_i; i = 1, \dots, N$
- (ii) Train a CGAN using $(x_1, c_1), \dots, (x_N, c_N)$ to learn $X|C$
- (iii) Model latent category distributions $f_C^{(1)}, \dots, f_C^{(K)}$
- (iv) Predict $f_C^{(K+1)}$ and draw new latent samples $c_1^*, \dots, c_M^* \sim f_C^{(K+1)}$
- (v) Sample new images $x_j^* \sim X|C = c_j^*$ using CGAN from step 2; $j = 1, \dots, M$

Typically, the aim of GANs is to generate realisations from an unknown distribution with density $f_X(x)$ based on the observations x_1, \dots, x_N . Existing approaches for training GANs are mostly focused on learning a *single* underlying distribution of training data. However, this work is concerned with handling a *sequence* of densities $f_X^{(1)}, \dots, f_X^{(K)}$. As mentioned earlier, our objective is to generate images from $f_X^{(K+1)}$ using trend information we learn from data from the previous distributions. To do this, a VAR model is used for the sequence of *latent* distributions $f_C^{(1)}, \dots, f_C^{(K)}$.

CGANs generate new samples from the conditional distribution of the data X given the latent variable C . The majority of current CGAN literature (e.g. [10], [6]) considers the latent variable C as a discrete distribution (i.e. labels) or as another image. In this work, however, the conditional C is a continuous random variable. Although, conditioning on discrete labels is a simple and effective way to generate images from an individual category without needing to train a separate GAN for each, discrete labels do not provide a means to generate images from an unseen category. We show that conditioning on a continuous space can indeed solve this issue.

Our CGAN is trained on samples from K categories. Based on this trained CGAN, “future” new samples x^* from category $K + 1$ are obtained conditionally as $X|C$, where $C \sim f_C^{(K+1)}$. In other words, we use a CGAN to generate images based upon the prediction given by the VAR model in the latent space i.e. generate new images from $f_X^{(K+1)}$. In this paper, the latent representations are obtained via an autoencoder – see Section (c) later.

It is important to point out that the method does not aim to model a sequence of individual images, but a sequence of *distributions* of images. Recalling the art example: an individual painting in the Impressionism category is not part of a sequence with e.g. another individual painting in the Post-Impressionism category. It is the two categories themselves that have to be modelled as a sequence.

The novel contribution of this paper can be summarised as generating images from a distribution with 0 observations by exploiting the sequential nature of the distributions via a latent representation. This is achieved by combining existing methodologies in a novel fashion, while also exploring the seldom-used concept of a CGAN that conditions on continuous variables. We assess the performance of our method using widely agreed upon art movements from the public domain of WikiArt dataset [23] to train a model which can generate art from a predicted movement; comparisons with the real art movements that follow the training set show that the prediction is close to ground truth.

To summarise, the overall objectives considered in this paper are:

- Derive a latent representation c_1, \dots, c_N for training sample x_1, \dots, x_N .
- Find a model for the K categories in this latent space.
- Predict the “future”, i.e. category $K + 1$, in the latent space.
- Generate new images that have latent representations corresponding to the $(K + 1)^{th}$ category.

There exist some methods that have used GANs and/or autoencoders for predicting new art movements. For instance, [22] proposes a collaborative variational autoencoder [14] that is trained to project existing art pieces into a latent space, then to generate new art pieces from imaginary art representations. However, this work generates new art subject to an auxiliary input vector to the model and does not capture sequential information across different movements. On the other end, [19] proposed an alternative approach to measure the evolution of art movements on a double scale of simplicity-complexity and order-disorder, both related to the local ordinal pattern of pixels throughout the images. This latter method is however not used to generate new artwork, from existing movements nor future predictions. The idea of using GANs to generate new art movements has also been explored by [4] via Creative Adversarial Networks. These networks were designed to generate images that are hard to categorize into existing movements. Unlike our work, there is no modelling of the sequential nature of movements.

The essential difference between our proposed model and other conditional generative models such as [19,22] is that existing work do not aim to capture the flow of influence among the several art movements to predict what is happening in the near future art movement. What they care about is how to generate new art instances based on a desired condition of users interests. Hence, we cannot directly compare the generated artifacts by existing methods with what we aim to generate as the near future art movements. Finally, modelling the sequential nature of a dataset is not limited to images/paintings: for instance, the history of music can also be interpreted as a succession of genres. Using GANs for music has been explored by [16], but again modelling the sequential nature of genres has not been explored.

2. Methodology

We now describe the general method used to model a sequence of latent structures of images and use this model to make future predictions. The full procedure is outlined in Algorithm 1. The remaining subsections are devoted to discussing the main steps of this algorithm in detail.

(a) Generative adversarial networks

A GAN is comprised of two artificial neural networks: a *generator* G and a *discriminator* D . The two components are pitted against each other in a two-player game: given a sample of real images, the generator G produces random “fake” images that are supposed to look like the real sample, while D tries to determine whether these generated images are fake or real. An important point is that only D has access to the sample of real images; G will initially output noise, which will improve as D sends feedback. At the same time, D will train to become better and better at judging real from fake, until an equilibrium is reached, such that the distribution implicitly defined by the generator corresponds to the underlying distribution of the training data – see [8] for more details. In practice, the training procedure does not guarantee convergence. A good training procedure, however, can bring the distribution of the generator very close to its theoretical optimum.

CGANs [15] are an extension of GANs where the generator produces samples by conditioning on extra information. The data that we wish to condition on is fed to both the generator and discriminator. The conditioning information can be a label, an image or any other form of data. For instance, [15] generated specific digits that imitate the MNIST dataset by conditioning on a one-hot label of the desired digit.

More technically: a generator, in the GAN framework, learns a mapping $G: z \rightarrow x$ where z is random noise and x is a sample. A *conditional* generator, on the other hand, learns mapping $G: (z, c) \rightarrow x$, where c is the information to be conditioned on. The pair (x, c) is input to the discriminator as well, so that it learns to estimate the probability of observing x given a particular c . The objective function of the CGAN is similar to the standard GAN’s: the conditional distribution of the generator converges to the underlying conditional distribution of $X|C$ [3].

In our setting, a CGAN is trained on a dataset of images x_1, \dots, x_N where every image x_i is associated with a latent vector $c_i \in \mathbb{R}^{d_c}$. The latent vectors are considered realizations of a mixture

distribution with density

$$f_{\mathcal{C}}(\mathbf{c}) = \sum_{k=1}^K w_k f_{\mathcal{C}}^{(k)}(\mathbf{c}), \quad \text{where} \quad \sum_{k=1}^K w_k = 1. \quad (2.1)$$

Each density $f_{\mathcal{C}}^{(k)}$ corresponds to an artistic movement, and $f_{\mathcal{C}}^{(1)}, \dots, f_{\mathcal{C}}^{(K)}$ is considered to be a sequence of densities. We again stress that \mathcal{C} is assumed to be a *continuous* random variable. See Section (b) for details of how to train CGANs with a continuous latent space.

The conditional generator is trained to imitate images from density $f_{X|\mathcal{C}}(x|\mathbf{c})$. After being trained, the generator can be used to sample new images. This can be achieved by sampling from the the latent space \mathcal{C} . Note that we are capable of sampling from areas of \mathcal{C} where little data is observed during training. Then the generator is forced to condition on “new” information, thus producing images with novel features.

(b) Continuous CGAN: training details

Usually, CGANs condition on a discrete label [15] and are straightforward to train: training sets for this task contain many images for each label category. Then training G and D on generated images is a two-step task: (a) pick a label c randomly and generate image x given this label, then (b) update model parameters based on the (x, c) pair.

When training a continuous CGAN, however, each x_i in the training set is associated with a unique c_i . Picking an existing c_i to generate a new x is an unsatisfactory solution: if done during training, G would learn to generate exact copies of the original x_i associated with c_i . We would also lose the flexibility of being able to use the whole continuous latent space, instead selecting individual points in it.

As mentioned in Section (a), the latent vectors c_1, \dots, c_N are considered realisations of mixture distribution $f_{\mathcal{C}}$ with components $f_{\mathcal{C}}^{(1)}, \dots, f_{\mathcal{C}}^{(K)}$ and weights w_1, \dots, w_K . We propose the novel idea of approximating the latent distribution as a mixture of multivariate normals, and of using this approximation to sample new c^* during and after training. We compute the sample means and covariances $(\hat{\mu}_{\mathcal{C}}^{(1)}, \hat{\Sigma}_{\mathcal{C}}^{(1)}) \dots (\hat{\mu}_{\mathcal{C}}^{(K)}, \hat{\Sigma}_{\mathcal{C}}^{(K)})$. Then each density component $f_{\mathcal{C}}^{(k)}$ is approximated as $N(\hat{\mu}_{\mathcal{C}}^{(k)}, \hat{\Sigma}_{\mathcal{C}}^{(k)})$. The weights w_k are estimated as \hat{w}_k , the proportion of training images in category k .

Generating new x for the purpose of training, or for producing images in a trained model, is then done by (a) pick category k with probability \hat{w}_k , (b) draw a random $c \sim N(\hat{\mu}_{\mathcal{C}}^{(k)}, \hat{\Sigma}_{\mathcal{C}}^{(k)})$, and (c) use the generator with the current parameters to produce $x|c$.

Note that by assuming a fixed (Gaussian) form for the conditional distributions, we are appealing to the same sort of (Laplace) assumption that underpins variational Bayes. This speaks to the possibility of using approximate Bayesian (i.e. variational) inference to describe, or indeed implement, the current scheme.

(c) Obtaining the latent codes via autoencoders

So far we have assumed that each image x_i is associated with a *latent vector* $c_i \in \mathbb{R}^{d_e}$. In principle, these latent representations of the images can be obtained with any method. Some reasonable properties of the method are as follows:

- If images x_i and x_j are similar, then their associated latent vectors c_i and c_j should be close. Here the concept of closeness or “similarity” is not restricted to the the simple pixel-wise norm $\|x_i - x_j\|_2^2$, but is instead a broader concept of similarity between the features of the images. For instance, two images containing boats should be close in the latent space even if the boat is in a different position in each image.
- Sampling from $f_{\mathcal{C}}(c)$ needs to be straightforward.

Autoencoders are an easy and flexible choice that satisfy the two points above. For this reason, we choose to use autoencoders in this work. However we stress that any method with the properties described in the list above can be used to obtain the latent codes. An alternative choice could be the method used by [19] to measure artwork on two scales of order-disorder and complexity-simplicity.

[11] made use of a *perceptual loss* function between two images to fulfill the tasks of style transfer and super-resolution. The method, which builds on earlier work by [5], is based on comparing high-level features of the images instead of comparing the images themselves. The high-level features are extracted via an auxiliary pre-trained network, e.g. a VGG classifier [20]. The same concept can be applied to autoencoders, and the resulting latent space satisfies the above point about preservation of image similarity. We use this perceptual loss specifically for art data: the details are in Section (a).

Note that the latent space is learned without knowledge of categories $k = 1, \dots, K$. It is assumed that, when moving from \mathcal{X} to \mathcal{C} , the K distributions $f_{\mathcal{C}}^{(1)}, \dots, f_{\mathcal{C}}^{(K)}$ are somewhat ordered. This is, however, not guaranteed. The assumption can be easily tested, as it is done in Section (b).

(d) Predicting the future latent distribution

We make the assumption that $f_{\mathcal{X}}^{(1)}, \dots, f_{\mathcal{X}}^{(K)}$ have a non-trivial relationship, and that they can be interpreted as being a “sequence of distributions”. Furthermore, we assume that this sequential relationship is preserved when we map the distributions to $f_{\mathcal{C}}^{(1)}, \dots, f_{\mathcal{C}}^{(K)}$ using the autoencoder. The key part of our method is that we assume the latent space and latent distributions to be simple enough that we can predict $f_{\mathcal{C}}^{(K+1)}$, which is completely unobserved. Then we aim to use the same conditional generator trained as described in Section (a) to sample from $f_{\mathcal{X}}^{(K+1)}$, which is equally unobserved. In our setting, the sequence of densities $f_{\mathcal{C}}^{(1)}, \dots, f_{\mathcal{C}}^{(K)}$ represents, in the case of the WikiArt dataset, a latent sequence of artistic movements.

The underlying distribution of $f_{\mathcal{C}}^{(1)}, \dots, f_{\mathcal{C}}^{(K)}$ is unknown. Suppose we have realisations from each of these distributions (see Section (c)); then we model the sequence of latent distributions as follows. We assume that each $f_{\mathcal{C}}^{(k)}$ follows a normal distribution $N(\boldsymbol{\mu}_{\mathcal{C}}^{(k)}, \boldsymbol{\Sigma}_{\mathcal{C}}^{(k)})$. Denote $\hat{\boldsymbol{\mu}}_{\mathcal{C}}^{(k)}$, an estimator of $\boldsymbol{\mu}_{\mathcal{C}}^{(k)}$, as the sample mean of $f_{\mathcal{C}}^{(k)}$. Then the mean is modelled using the following vector autoregression (VAR) model with a linear trend term:

$$\hat{\boldsymbol{\mu}}_{\mathcal{C}}^{(k)} = \boldsymbol{\alpha} + k\boldsymbol{\beta} + A\hat{\boldsymbol{\mu}}_{\mathcal{C}}^{(k-1)} + \boldsymbol{\epsilon}, \quad \boldsymbol{\epsilon} \sim N(\mathbf{0}, \boldsymbol{\Sigma}_{\epsilon}). \quad (2.2)$$

Vectors $\boldsymbol{\alpha}$, $\boldsymbol{\beta}$ and matrices A , $\boldsymbol{\Sigma}_{\epsilon}$ are parameters that need to be estimated. Estimation is performed using a sparse specification (e.g. via LASSO) in the high-dimensional case.

Once the parameters are estimated we can predict $\hat{\boldsymbol{\mu}}_{\mathcal{C}}^{(K+1)}$, the latent mean of the unobserved future distribution.

The covariance of $f_{\mathcal{C}}^{(K+1)}$ is estimated by $\hat{\boldsymbol{\Sigma}}_{\mathcal{C}}^{(K+1)} = \frac{1}{K}(\hat{\boldsymbol{\Sigma}}_{\mathcal{C}}^{(1)} + \dots + \hat{\boldsymbol{\Sigma}}_{\mathcal{C}}^{(K)})$. For the WikiArt dataset we observed little change in the empirical covariance structure of $f_{\mathcal{C}}^{(1)}, \dots, f_{\mathcal{C}}^{(K)}$, and therefore elected to use an average of the observed covariances.

The future latent distribution $f_{\mathcal{C}}^{(K+1)}$ is therefore approximated as $N(\hat{\boldsymbol{\mu}}_{\mathcal{C}}^{(K+1)}, \hat{\boldsymbol{\Sigma}}_{\mathcal{C}}^{(K+1)})$.

The entire method described in Section 2 is outlined in Algorithm 1.

(e) Theoretical notes on the procedure

The autoencoder, or any alternative method that satisfies the properties laid out in Section (c), maps each image x_i to a low-dimensional latent vector c_i . This mapping implicitly defines a distribution in the latent space, and our assumption is that each distribution $f_{\mathcal{X}}^{(k)}$ of images is mapped to a distribution $f_{\mathcal{C}}^{(k)}$ in the latent space.

Algorithm 1 Predicting using CGANs

- 1: Train a CGAN with generator $G(z|c)$ and discriminator $D(x|c)$ on real and fake pairs $\{x_i, c_i\}$.
- 2: Estimate $\hat{\mu}_C^{(1)}, \dots, \hat{\mu}_C^{(K)}$, the sample means of the K categories of latent codes.
- 3: Fit a VAR model on $\hat{\mu}_C^{(1)}, \dots, \hat{\mu}_C^{(K)}$ and predict $\hat{\mu}_C^{(K+1)}$.
- 4: Draw “future” code $c^* \sim N(\hat{\mu}_C^{(K+1)}, \hat{\Sigma}_C^{(K+1)})$, where $\hat{\Sigma}_C^{(K+1)} = \frac{1}{K}(\hat{\Sigma}_C^{(1)} + \dots + \hat{\Sigma}_C^{(K)})$.
- 5: Generate new images by sampling from $G(z|c^*)$.

The conditional generator produces samples from distribution $f_{X|C}^G$, where the latent code c can come from any of the latent distributions $f_C^{(k)}$, $k = 1, \dots, K$. Note the superscript “ G ” in $f_{X|C}^G$, indicating that the distribution implicitly defined by the generator does not necessarily equal the theoretical training optimum $f_{X|C}$ (as mentioned in Section (a)). Nevertheless, we will proceed under the assumption that a good training procedure results in a conditional generator close to the theoretical equilibrium. The conditional generator, just like the autoencoder, does not know which movement x and c belong to.

Recall that the overall distribution of all latent codes was modelled as a mixture of the K movement-wise distributions in equation (2.1). Our method is based on the premise that, while the conditional GAN is trained on the whole space of the K movements, new samples can be generated from an individual movement $f_X^{(k)}$ by conditioning on random variable C from $f_C^{(k)}$. That is, if we draw $c_1, \dots, c_m \sim f_C^{(k)}$, the conditional generator will produce sample x_1, \dots, x_m whose empirical distribution is close to $f_X^{(k)}$. This is motivated by marginalizing X out of $f_{X|C}^G(x|c)$:

$$\int_c f_{X|C}^G(x|c) dF_C^{(k)} = f_X^{(k)}(x), \quad (2.3)$$

where F is the cumulative distribution function associated with f , and $f_{X|C}^G$ is the distribution implicitly defined by the generator. The properties described in this subsection, together with all of Section 2, are summarized in Figure 2.

3. Results

The performance of our method presented in Section 2 is demonstrated on the public domain of WikiArt dataset³, where each category represents an art movement. All experiment are implemented with Tensorflow [1] via Keras, and run on a NVIDIA GeForce GTX 1050.⁴

After the introduction of the setting, the structure of the resulting latent spaces is discussed in Section (b). Finally, Section (c) describes the prediction and generation of future art from $f_X^{(K+1)}$.

(a) WikiArt results

The dataset considered is the publicly available WikiArt dataset, which contains 103,250 images categorized into various movements, types (e.g. portrait or landscape), artists, and sometimes years. We use the central square of each image, re-sized to 128×128 pixels. Note that a small number of raw images are unable to be reshaped into our desired format, reducing the total sample size to 102,182.

Additionally, note that all images considered are paintings; images that are tagged as “sketch and study”, “illustration”, “design” or “interior” were excluded. The remaining images can then be categorised into 20 notable and well-defined artistic movement from Western art history (see Table 1).

³<https://www.wikiart.org/>

⁴All the code is available at https://github.com/cganart/gan_art_2019.

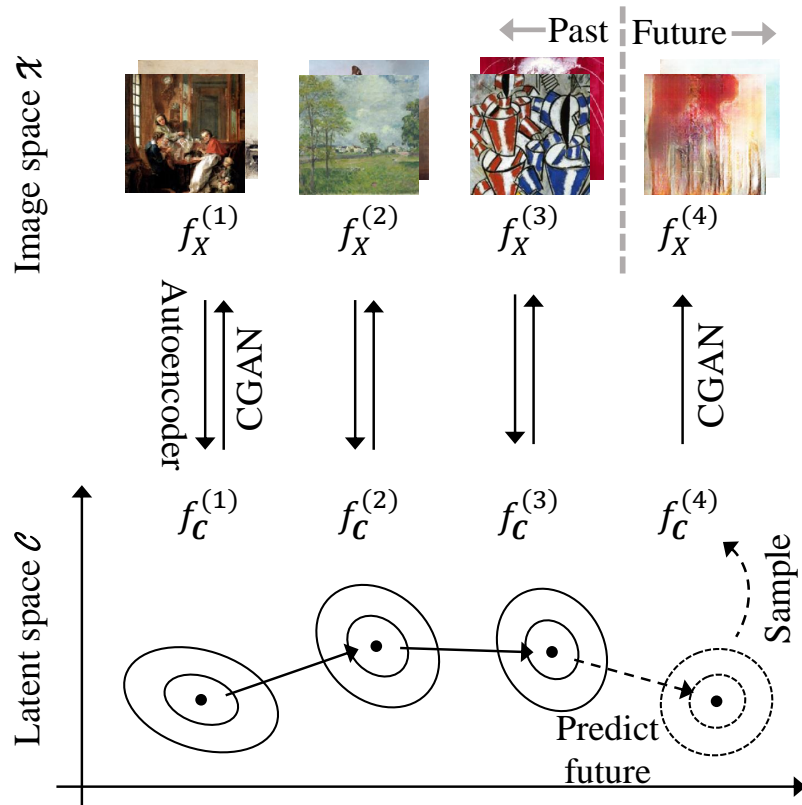


Figure 2. Diagram illustrating our method. The latent space \mathcal{C} is chosen to be lower-dimensional than the image space \mathcal{X} . Moving from \mathcal{X} to \mathcal{C} does not necessarily need to be done via an autoencoder, as noted in Section (c) (Images from public domain of [23]).

In order to apply Algorithm 1, each image x_i in the dataset needs to be associated with a latent vector c_i . As described in Section (c), a non-variational autoencoder with *perceptual loss* is utilized. Note again that the category labels associated with each image are not revealed to the autoencoder when training it. Two autoencoders are separately trained with *content loss* and *style loss* which are now defined:

Content loss

$$\mathcal{L}_{\text{content}}(x_a, x_c) = \frac{1}{C_j H_j W_j} \|\phi_j(x_a) - \phi_j(x_c)\|_2^2$$

where $\phi_j(\cdot)$ is the j^{th} convolutional activation of a trained auxiliary classifier, while C_j, H_j, W_j are the dimensions of the output of that same j^{th} layer. [11] and [5] explain how this loss function is minimized when two images share extracted features that represent the overall shapes and structures of objects and backgrounds; they also discuss how the choice of j influences the result. Each image x is thus associated with a content latent vector c_c .

Style loss

$$\mathcal{L}_{\text{style}}(x_a, x_c) = \frac{1}{C_j H_j W_j} \|G_j(x_a) - G_j(x_c)\|_2^2$$

where $G_j(\cdot)$ is the Gram matrix of layer j of the same auxiliary classifier used for the content loss. This loss function is used to measure the similarity between images that share the same repeated textures and colours, which we collectively call *style*. Each image x is thus associated with a style latent vector c_s .

Table 1. Summary of the WikiArt dataset. “Year” is the approximate median year of the art movement, N is number of images.

MOVEMENT	YEAR	N	MOVEMENT	YEAR	N
EARLY RENAISSANCE	1440	1194	FAUVISM	1905	680
HIGH RENAISSANCE	1510	1005	EXPRESSIONISM	1910	6232
MANNERISM	1560	1204	CUBISM	1910	1567
BAROQUE	1660	3883	SURREALISM	1930	3705
ROCOCO	1740	2108	ABSTRACT EXPRESSIONISM	1945	1919
NEOCLASSICISM	1800	1473	TACHISME / ART INFORMEL	1955	1664
ROMANTICISM	1825	7073	LYRICAL ABSTRACTION	1960	652
REALISM	1860	8680	HARD EDGE PAINTING	1965	362
IMPRESSIONISM	1885	8929	OP ART	1965	480
POST-IMPRESSIONISM	1900	5110	MINIMALISM	1970	446

The auxiliary classifier is obtained by training a simplified version of the VGG16 network [20] on the tinyImageNet dataset⁵. The VGG classifier is simplified by removing the last block of three convolutional layers, thus adapting the architecture to 128×128 images rather than 256×256 . Once each image x has its content and style latent vectors, these are concatenated to obtain $c = [c_s^T, c_c^T]^T$.

Finally, the CGAN is trained by conditioning on the continuous latent space, as described in Algorithm 1. Details about network architecture and training can be found in appendix (a). Figure 3 contains examples of generated images from various artistic movements, together with a quantitative assessment of within- and between-movement average latent variance. Some qualitative comments can be remarked (whereas quantitative evaluations are in Sections (b), (c)):

- There is a significant between-movement variation and within-movement variation. It is hard to find two generated images that are similar to each other.
- One of the main reasons that guided the use of a perceptual autoencoder was the fact that movements vary not only in style (e.g. color, texture) but also in content (e.g. portrait or landscape). From this point of view our method is a success. Each movement appears to have its own set of colors and textures. Additionally, movements that were overwhelmingly portraits in the training set (e.g. Baroque) result in generated images that mostly mimic the general structure of human figures. Similarly, movements with a lot of landscapes (e.g. Impressionism) result in generated images that are also mostly landscapes; the latter tend to be of very good quality.
- More abstract movements (e.g. Lyrical Abstraction) result in very colorful generated images with little to no structure, as is to be expected. Interesting behaviors can be observed: Op Art paintings, for instance, are generally very geometric and often remind of chessboards, and the generator’s effort to reproduce this can be clearly observed (Figure 3). The same can be said of Minimalist art, where many paintings are monochromatic canvas; the generator does a fairly good job at reproducing this as well.

A drawback of using the WikiArt dataset is that the relatively small number of movements ($K = 20$) forces the use of a very sparse version of VAR ([13]). As a result, the predicted future mean $\hat{\mu}_C^{(K+1)}$ is almost entirely determined by the linear trend component of the VAR model, $\alpha + k\beta$; the autoregressive component $A\hat{\mu}_C^{(K)}$ is largely non-influential, as the parameter matrix A is shrunk to 0 by the sparse formulation.

⁵<https://tiny-imagenet.herokuapp.com/>

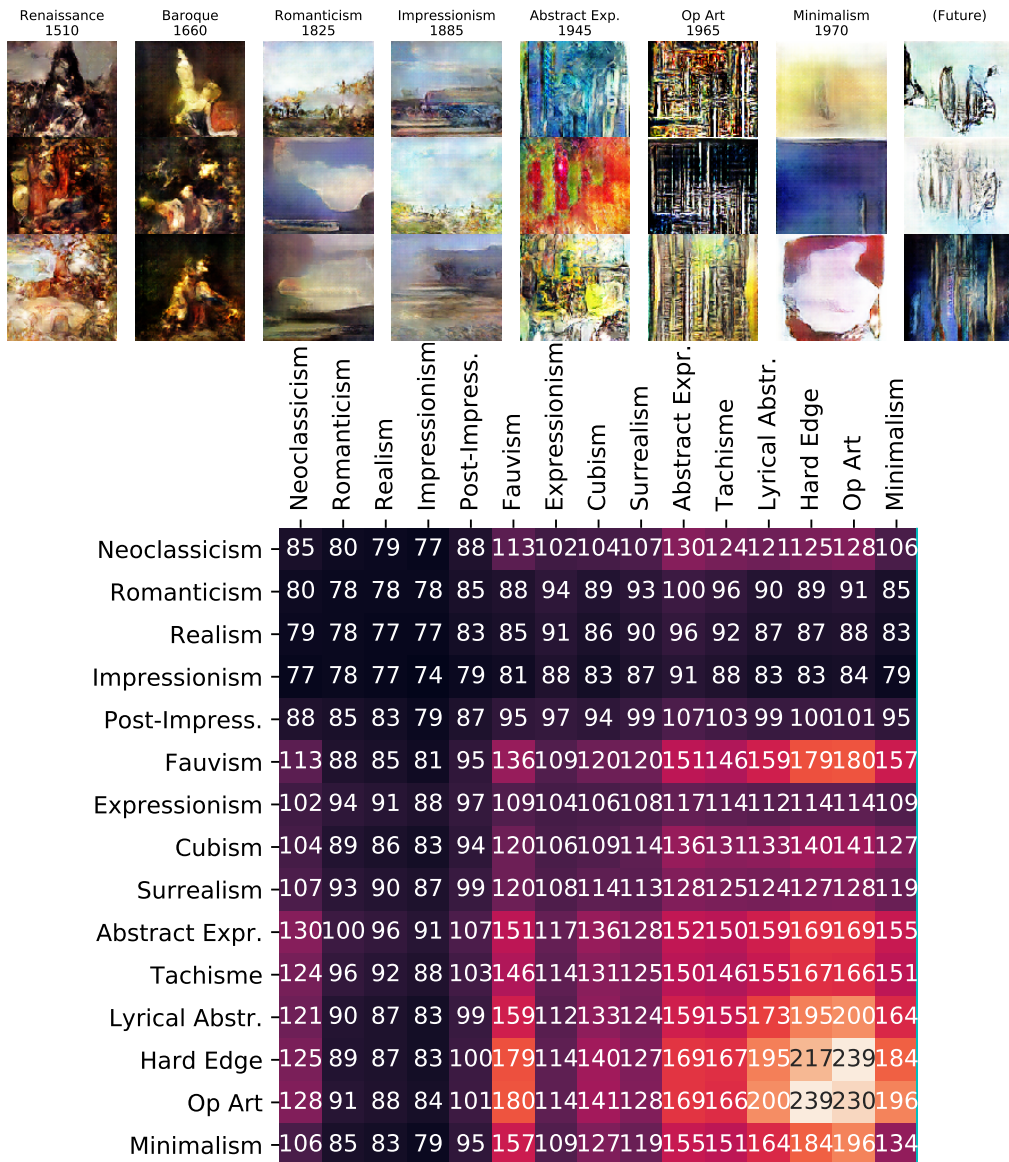


Figure 3. Top: Evolution of artistic movements as generated by our method. The last column, labeled “future”, is the prediction $x_1^*, \dots, x_M^* \sim f_X^{(K+1)}$, where $K = 20$. Note that there is no relationship between images in the same row but different column (Images from public domain of [23]). Bottom: Matrix of within-cluster variance (diagonal elements) and between-cluster variance (off-diagonal elements) for all pairs of artistic movements. The values are averaged across all dimensions of the latent space.

(b) Latent space analysis

Section (c) mentioned that it is not guaranteed that the K categories will actually be ordered in the latent space, although it is expected. We implement a simple heuristic to test this in the WikiArt case: suppose that $\mathbf{y} = [1, \dots, K]^T$ and that $M \in \mathbb{R}^{K \times d_c}$ is a matrix with $\hat{\mu}_C^{(1)}, \dots, \hat{\mu}_C^{(K)}$ as rows (d_c is the dimension of the latent space). Then we can fit a simple linear regression $\mathbf{y} = M\beta + \epsilon$, where $\epsilon \sim N(0, \sigma^2 I)$ and β and σ^2 are parameters. We do this for various types of latent vectors

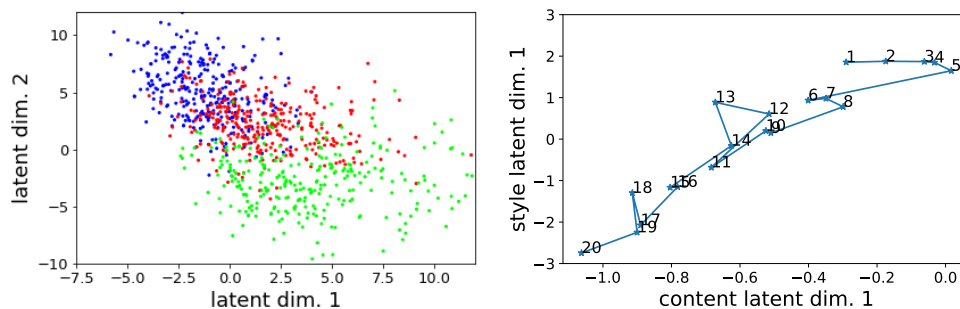


Figure 4. Left: Visualization of the latent space. The two dimensions of C that best correlate with movement index were chosen, and plotted in the x and y axes. Three movements are highlighted: Early Renaissance (blue, top-left), Impressionism (red, centre), and Minimalism (green, bottom-right). The clustering and temporal ordering are clearly visible. Right: means of all 20 training art movements (Table 1) visualized to emphasize the temporal progression. The first PCA component of content and style latent spaces are shown in the x and y axes, respectively.

obtained with different loss functions: pixel-wise cross-entropy, style-only, content-only, the sum of the latter two (“joint”), and a concatenation of style-only and content-only.

Table 2 displays the R^2 values for each type of latent vector, which can be directly compared as matrix M always has size $K \times d_c$. The mean of the absolute correlations between pairs of the 100 dimensions of each latent space is also presented in Table 2. This is a simple measure of how the various dimensions of the latent vectors are correlated with each other.

Table 2. Performance when regressing movement label on movement-means of various types of latent spaces.

	Standard	Style	Content	Joint	Concat.
R^2	0.19	0.41	0.24	0.39	0.41
cor.	0.19	0.24	0.12	0.22	0.20

The results suggest using a perceptual loss instead of a pixel-wise loss: the results for the latter 4 columns (the different types of perceptual losses) are much better than the “standard” latent space obtained via pixel-wise cross-entropy. Further, the results suggest using two separate autoencoders for style and loss and then concatenating the resulting latent vectors: the last column has the highest R^2 of all 5 methods, while also having a between-dimensions correlation that is lower than using a sum of style loss and content loss. Overall, this is an impressive result: recall that the autoencoders do not have access to the movement labels $k \in \{1, \dots, K\}$. Despite this, the latent vectors are able to predict those same movement labels quite accurately. This result confirms that there is indeed a natural ordering of the art movements (which corresponds to their temporal order), and that this natural ordering is reflected in the latent space. This can also be seen in the means of the clusters of latent vectors in Figure 4.

Figure 5 displays a heatmap of distances between pairs of movements in the latent space. Most notably, the matrix exhibits a block-diagonal structure. This means that (a) movements that are chronologically close are also close in the latent space and (b) there tends to be an alternation between series of movements being similar to each other and points where a new movement breaks from the past more significantly. Figure 5 also shows the position of predicted and real “future” (or current) movements relatively to the movements in the training set. More detail can be found in Section (c).

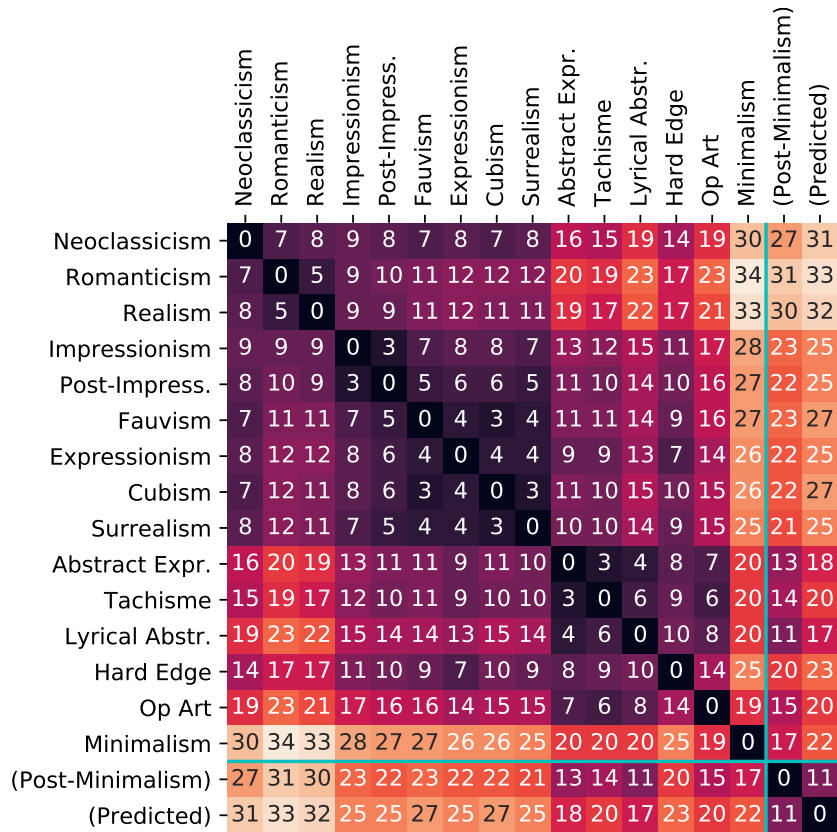


Figure 5. Matrix of euclidean distances between the means of individual movements in the latent space. The movements are ordered chronologically. The last two columns/rows represent true Post-Minimalist paintings as well as our prediction. Note the block-diagonal tendencies.

(c) Future prediction

Once the CGAN is fully trained on the dataset of K training set categories, autoregression methods are used to generate from the unobserved $(K + 1)^{th}$ category (the future). As described in Section (d), we use a simple linear trend plus sparse VAR on the means $\hat{\mu}_C^{(1)}, \dots, \hat{\mu}_C^{(K)}$ of the K categories in the latent space. This results in predicted mean $\hat{\mu}_C^{(K+1)}$, while the predicted covariance $\hat{\Sigma}_C^{(K+1)}$ is simply the mean of the K training covariances. Then we sample new latent vectors from $N(\hat{\mu}_C^{(K+1)}, \hat{\Sigma}_C^{(K+1)})$, and feed them to the trained conditional generator together with the random noise vector. The result is generated images that condition on an area of the latent space which is not covered by any of the existing movements. Instead, this latent area is placed in a “natural” position after the sequence of K successive movements. A collection of generated “future” images can be found in Figure 3.

As summarized in Table 1, the WikiArt dataset only contains large, well-defined art movements up to the 1970s, the most recent one being Minimalism. The same dataset, however, also contains smaller movements that were developed after Minimalism. In particular, Post-Minimalism and New Casualism can be considered successors of the latest of the $K = 20$ training movements, but they contain too few images to be considered for training the CGAN. They can, however, be used to compare our “future” predictions with what actually came after the last movement in the training set. We use the same autoencoder to map each image in Post-Minimalism and New Casualism. Then, after generating images from predicted movement

$f_C^{(K+1)}$, we compute the euclidean distance of the means and MMD distance [9] from the real small movements in the latent space. The results are summarised in Table 3 and are included in the distance matrix in Figure 5.

The results indicate a success: according to all metrics, the distance between the generated future and the real movements is small when compared to other between-movement distances shown in Figure 5. In particular, the generated images are closer to Post-Minimalism and New Casualism than they are to the last training movement, i.e. Minimalism. This indicates that our prediction of the future of art is not a mere copy of the most recent observed movement, but rather a jump in the right direction towards the true evolution of new artistic movements.

This positive result can be contrasted with a simpler approach described in Appendix (b), where a standard autoencoder is used for both latent modeling and generation of new images.

Table 3. Two types of distances between real recent movements (columns) and either future predictions ($K + 1$) or last movement in the training set (Minimalism, K).

	Post-minimalism	New Casualism
Euclid.($K + 1$)	11.8	12.3
Euclid.(K)	22.8	21.0
MMD($K + 1$)	0.15	0.18
MMD(K)	0.27	0.25

4. Discussion

In this paper, we introduced a novel machine learning method to bring new insights to the problem of periodization in art history. Our method is able to model art movements using a simple low-dimensional latent structure and generate new images using CGANs. By reducing the problem of generating realistic images from a complicated, high-dimensional image space to that of generating from low-dimensional Gaussian distributions, we are able to perform statistical analysis, including one-step-ahead forecasting, of periods in art history by modelling the low-dimensional space with a vector autoregressive model. The images we produced resemble real art, including real art from held-out “future” movements.

A number of modifications could be applied to the method. For instance, the learning architecture could be directly extended to predict art movements in the reverse direction, namely towards the past, when the time ordering of the input is reversed.

Funding

The authors received no financial support for the research, authorship, and/or publication of this article.

References

1. Martín Abadi, Ashish Agarwal, Paul Barham, Eugene Brevdo, Zhifeng Chen, Craig Citro, Greg S. Corrado, Andy Davis, Jeffrey Dean, Matthieu Devin, Sanjay Ghemawat, Ian Goodfellow, Andrew Harp, Geoffrey Irving, Michael Isard, Yangqing Jia, Rafal Jozefowicz, Lukasz Kaiser, Manjunath Kudlur, Josh Levenberg, Dandelion Mané, Rajat Monga, Sherry Moore, Derek Murray, Chris Olah, Mike Schuster, Jonathon Shlens, Benoit Steiner, Ilya Sutskever, Kunal Talwar, Paul Tucker, Vincent Vanhoucke, Vijay Vasudevan, Fernanda Viégas, Oriol Vinyals, Pete Warden, Martin Wattenberg, Martin Wicke, Yuan Yu, and Xiaoqiang Zheng.
TensorFlow: Large-scale machine learning on heterogeneous systems, 2015.
Software available from tensorflow.org.

2. Kobus Barnard, Pinar Duygulu, and David Forsyth.
Clustering art.
In *Proceedings of the 2001 IEEE Computer Society Conference on Computer Vision and Pattern Recognition. CVPR 2001*, volume 2, pages II–II. IEEE, 2001.
3. Grigorios G Chrysos, Jean Kossaifi, and Stefanos Zafeiriou.
Robust conditional generative adversarial networks.
arXiv:1805.08657, 2018.
4. Ahmed Elgammal, Bingchen Liu, Mohamed Elhoseiny, and Marian Mazzone.
Can: Creative adversarial networks generating “art” by learning about styles and deviating from style norms.
arXiv:1706.07068, 2017.
5. Leon A Gatys, Alexander S Ecker, and Matthias Bethge.
Image style transfer using convolutional neural networks.
Proceedings of the IEEE Conference on Computer Vision and Pattern Recognition, pages 2414–2423, 2016.
6. Jon Gauthier.
Conditional generative adversarial nets for convolutional face generation.
Class Project for Stanford CS231N: Convolutional Neural Networks for Visual Recognition, Winter semester, 2014.
7. Shiry Ginossar, Kate Rakelly, Sarah Sachs, Brian Yin, and Alexei A Efros.
A century of portraits: A visual historical record of american high school yearbooks.
Extreme Imaging Workshop, ICCV, pages 1–7, 2015.
8. I. J. Goodfellow, J. Pouget-Abadie, M. Mirza, B. Xu, D. Warde-Farley, S. Ozair, A. Courville, and Y. Bengio.
Generative adversarial nets.
Advances in Neural Information Processing Systems, 27:2672–2680, 2014.
9. Arthur Gretton, Karsten M Borgwardt, Malte J Rasch, Bernhard Scholkopf, and Alexander Smola.
A kernel two-sample test.
Journal of Machine Learning Research, 13:723–773, 2012.
10. Phillip Isola, Jun-Yan Zhu, Tinghui Zhou, and Alexei A Efros.
Image-to-image translation with conditional adversarial networks.
Proceedings of The IEEE Conference on Computer Vision and Pattern Recognition, pages 5967–5976, 2017.
11. Justin Johnson, Alexandre Alahi, and Li Fei-Fei.
Perceptual losses for real-time style transfer and super-resolution.
European Conference on Computer Vision, pages 694–711, 2016.
12. T Kaufmann.
Periodization and its discontents.
Journal of Art Historiography, 2(2), 2010.
13. Lutz Kilian and Helmut LÄijtkepohl.
Structural Vector Autoregressive Analysis.
Cambridge University Press, Cambridge, 2017.
14. Xiaopeng Li and James She.
Collaborative variational autoencoder for recommender systems.
In *Proceedings of the 23rd ACM SIGKDD International Conference on Knowledge Discovery and Data Mining*, pages 305–314. ACM, 2017.
15. Mehdi Mirza and Simon Osindero.
Conditional generative adversarial nets.
arXiv:1411.1784, 2014.
16. Olof Mogren.
C-rnn-gan: Continuous recurrent neural networks with adversarial training.
Constructive Machine Learning Workshop at NIPS, 2016.
17. Meyer Schapiro.
Criteria of periodization in the history of european art.
New Literary History, 1(2):113–125, 1970.
18. Lior Shamir and Jane A Tarakhovsky.
Computer analysis of art.

- Journal on Computing and Cultural Heritage (JOCCH)*, 5(2):1–11, 2012.
19. Higor Y. D. Sigaki, Matjaz Perc, and Haroldo V. Ribeiro.
History of art paintings through the lens of entropy and complexity.
Proceedings of the National Academy of Sciences, 115(37):E8585–E8594, 2018.
 20. Karen Simonyan and Andrew Zisserman.
Very deep convolutional networks for large-scale image recognition.
Proceedings of the International Conference on Learning Representations, 2015.
 21. Christopher A Sims.
Macroeconomics and reality.
Econometrica: Journal of the Econometric Society, pages 1–48, 1980.
 22. Thanh Vinh Vo and Harold Soh.
Generation meets recommendation: Proposing novel items for groups of users.
In *Proceedings of the 12th ACM Conference on Recommender Systems, RecSys '18*, pages 145–153.
ACM, 2018.
 23. WikiArt Dataset.
<https://www.wikiart.org>, 1999.

5. Appendix

(a) Neural network architecture

Generator architecture

Table 4. Architecture of CGAN conditional generator.

Layer	Activation	Output dim.
Noise input		100
Latent input		100
Concatenate inputs		200
Fully connected and reshape	ReLU	$1024 \times 4 \times 4$
Fractionally strided conv. (5×5 filter)	ReLU	$512 \times 8 \times 8$
Fractionally strided conv. (5×5 filter)	ReLU	$256 \times 16 \times 16$
Fractionally strided conv. (5×5 filter)	ReLU	$128 \times 32 \times 32$
Fractionally strided conv. (5×5 filter)	ReLU	$64 \times 64 \times 64$
Fractionally strided conv. (5×5 filter)	tanh	$3 \times 128 \times 128$

Discriminator architecture

Table 5. Architecture of CGAN conditional discriminator.

Layer	Activation	Output dim.
Image input		$3 \times 128 \times 128$
Convolution (5×5 filter, dropout)	ReLU	$64 \times 64 \times 64$
Convolution (5×5 filter, dropout)	ReLU	$128 \times 32 \times 32$
Convolution (5×5 filter, dropout)	ReLU	$256 \times 16 \times 16$
Convolution (5×5 filter, dropout)	ReLU	$512 \times 8 \times 8$
Reshape and fully connected (dropout)	ReLU	256
Concatenate with latent input		356
Fully connected (dropout)	ReLU	256
Fully connected (dropout)	Sigmoid	1

(b) Comparison with simple autoencoder

Section 3 (a) described how the use of *content* and *style* losses enables the conditional GAN to model the temporal evolution of different elements of paintings. The availability of the two latent spaces (content and style) was among the justifications for using a conditional GAN for the generative process, as opposed to directly using the same autoencoder that models the latent space.

Table 6. Two types of distances between real recent movements (columns) and either future predictions ($K + 1$) or last movement in the training set (Minimalism, K).

	Post-minimalism	New Casualism
Euclid. ($K + 1$)	25.0	26.1
Euclid. (K)	24.8	24.2
MMD ($K + 1$)	0.30	0.35
MMD (K)	0.31	0.30



Figure 6. Evolution of yearbook faces over various decades. The last column contains a prediction from the model trained on all previous decades. The prediction is a mix of images from some of the predicted distributions $f_X^{(K+1)}, \dots, f_X^{(K+5)}$. Note that there is no relationship between images in the same row but different column (Images from [7]).

A comparison can be performed between the model described in Section 2 and a simple model where a standard autoencoder is used both for modelling the latent space and for generating images (including estimated *future* after fitting the VAR framework to the latent space, as described in Section 3 (c)).

The main results via *content* and *style* losses (Table 3) showed that the distance between predicted future and “actual” (out of training set) future are relatively small, compared to a similar distance between consecutive recent real art movements. However, table 6 shows that this is not the case for the simple autoencoder method described in this section.

(c) Yearbook results

The yearbook dataset introduced by [7] contains photographs of faces of 17,163 male students and 20,248 female students from US universities. Each photo is labeled by the year it was taken, where the oldest images are from 1905 while the latest are from 2013. Post-2010 pictures are kept out of the training set, since they are going to be used as ground truth when comparing to our prediction of the future.

The model summarized in Algorithm 1 is applied to this dataset. However, unlike the WikiArt example, a standard autoencoder is used to learn the latent space; the autoencoder is trained on the male images and used to predict the latent codes of the female images, and vice versa. A conditional GAN is then trained on the pairs of images and latent codes.

Although smaller than WikiArt, this dataset has the advantage of having well-defined “year” labels, as opposed to an ordinal succession of artistic movements. The number of years covered, being more than 100, also provides benefits when fitting the VAR model in the latent space.

A collection of generated images is presented in Figure 6. A few qualitative comments can be made:

- As the years progress, various changes can be noticed. Most prominently we observe the evolution of hairstyles and makeup, the diversification of race, and the increasing prevalence of smiles.
- The model is able to capture the fact that images in older years are more uniform (e.g. same hairstyles and expressions) while more recent periods show more variety.