

Constrained Bilinear Factorization Multi-view Subspace Clustering

Qinghai Zheng^a, Jihua Zhu^{a,*}, Zhiqiang Tian^a, Zhongyu Li^a, Shanmin Pang^a and Xiuyi Jia^b

^aSchool of Software Engineering, Xi'an Jiaotong University, Xian 710049, Peoples Republic of China

^bSchool of Computer Science and Engineering, Nanjing University of Science and Technology, Nanjing 210094, Peoples Republic of China

ARTICLE INFO

Keywords:

Multi-view clustering
Subspace clustering
Bilinear factorization
Low-rank representation

ABSTRACT

Multi-view clustering is an important and fundamental problem. Many multi-view clustering methods have been proposed and achieved success in real-world applications, most of which assume that all views share a same coefficient matrix. However, the underlying information of multi-view data are not exploited effectively under this assumption, since the coefficient matrices of different views should have the same clustering properties rather than be the same among multiple views. To this end, a novel Constrained Bilinear Factorization Multi-view Subspace Clustering (CBF-MSC) method is proposed in this paper. Specifically, the bilinear factorization with an orthonormality constraint and a low-rank constraint is employed for all coefficient matrices to make all coefficient matrices have the same trace-norm instead of being equivalent, so as to explore the consensus information of multi-view data more effectively. Finally, an algorithm based on the Augmented Lagrangian Multiplier (ALM) scheme with alternating direction minimization is designed to optimize the objective function. Comprehensive experiments tested on six benchmark datasets validate the effectiveness and competitiveness of the proposed approach compared with several state-of-the-art approaches.

1. Introduction

Subspace clustering is an important technique in data mining and machine learning involved with many applications, such as face clustering and motion segmentation [31]. It relies on the assumption that high-dimensional data points lie in a union of multiple low-dimensional subspaces and aims to group data points into corresponding clusters simultaneously [12]. Owing to its promising performance and good interpretability, a number of clustering algorithms based on subspace clustering have been proposed [31, 12, 20, 36, 15, 10]. For example, Sparse Subspace Clustering (SSC) [12] obtains a sparsest subspace coefficient matrix for clustering. Besides, Low Rank Representation (LRR) [20] finds a self-representation of the dataset under the low-rank constraint. Low Rank Sparse Subspace Clustering (LRSSC) [36] employs both the low-rank constraint and the sparsity constraint on the self-representation simultaneously. SMOOTH Representation (SMR) [15] investigates the grouping effect for subspace clustering. All these subspace clustering approaches have achieved promising clustering results in practice. However, they are proposed for the single-view data rather than the multi-view data [39], which are widespread in many real-world applications.

Multi-view data, collected from multiple sources or different measurements, are common in real-world applications [47]. For instance, images can be described by variant features (SIFT [22], LBP [28], etc.); visual frames and audio signals are two distinct views of a video and both are important for multimedia content understanding. Compared with single-view data, multi-view data contain more useful information for learning and data mining [39, 47, 9, 38, 34]. And it is of vital importance to achieve the agreement or consensus information among multiple views during clustering.

Obviously, running a single-view clustering algorithm on the multi-view data directly is not a good choice for multi-view clustering [39, 9, 16, 17]. A number of multi-view subspace clustering approaches have been proposed in recent years [14, 26, 23, 3, 35]. Although good clustering results have been achieved in practice, most existing multi-view subspace clustering approaches assume that all views have a same coefficient matrix to explore the consensus information. The above assumption is not proper for multi-view clustering, since different views have specific self-expressiveness properties. And a more suitable way is to assume that the coefficient matrices of multiple views have the same underlying data distribution and clustering properties, rather than be equivalent among all views.

To address the above problem and explore the underlying information of multi-view data effectively, a novel Constrained Bilinear Factorization Multi-view Subspace Clustering, dubbed CBF-MSC, is proposed in this paper. By introducing the bilinear factorization [5] with an orthonormality constraint to the coefficient matrices of all views, the consensus information of multi-view data can be well explored, meanwhile, the specific information of different views is also taken into consideration during clustering. Finally, an alternating direction minimization algorithm based on the Augmented Lagrangian Multiplier (ALM) method [19] is designed to optimize the objective function, and experimental results conducted on six real-world datasets demonstrate its superiority over several state-of-the-art approaches for multi-view clustering.

The main contributions of this work are delivered as follows:

- 1) A novel Constrained Bilinear Factorization Multi-view Subspace Clustering (CBF-MSC) is proposed in this paper, which assumes that the coefficient matrices of multiple views have the same clustering properties and consensus information of multi-view data are ex-

*Corresponding author, email: zhujh@xjtu.edu.cn.
ORCID(s): 0000-0002-3081-8781 (J. Zhu)

plored effectively.

- 2) By introducing the constrained bilinear factorization, a coefficient matrix can be factorized into a view-specific basis matrix and a common shared encoding matrix. And we prove that the coefficient matrices of all views have the same trace-norm.
- 3) An effective optimization algorithm is developed and extensive experiments are conducted on six benchmark datasets so as to demonstrate the effectiveness and competitiveness of the proposed method for multi-view clustering.

The remainder of this paper is organized as follows. Related works are briefly reviewed in Section 2. And Section 3 presents the proposed method in detail, optimization of which is developed in Section 4. Experimental results, including convergence properties analysis and parameters sensitivity analysis, are provided in Section 5. Finally, Section 6 concludes the paper with a brief summary.

2. Related Work

Generally, multi-view clustering approaches can be categorized into two main groups roughly: generative methods and discriminative methods [9]. Methods in the first category try to construct generative models for multiple views by learning the fundamental distribution of data. For instance, the work proposed in [2] explores the multi-view clustering problem under an assumption that views are dependent and multi-nomial distribution is applied for models construction; the multi-view clustering method in [30] learns convex mixture models for multiple views.

Discriminative methods aim to simultaneously minimize the intra-cluster dissimilarity and the inter-cluster similarity. Most existing multi-view clustering approaches belong to this category [9, 42], including spectral clustering based methods [16, 17, 37, 49] and subspace clustering based methods [14, 41, 8, 42]. For example, co-training multi-view spectral clustering [16] leverages the eigenvectors of a graph Laplacian from one view to constrain other views; co-regularized multi-view spectral clustering [17] combines similarity matrices of multiple views to achieve clustering results by co-regularizing the clustering hypotheses among views; Robust Multi-view Spectral Clustering (RMSC) [37] recovers a transition probability matrix via low-rank and sparse decomposition for clustering. Besides, many subspace clustering based methods are proposed in recent year as well. Low-rank Tensor constrained Multi-view Subspace Clustering (LT-MS) [41] explores the high order correlations underlying multi-view data and the tensor with a low-rank constraint is employed. Diversity-induced Multi-view Subspace Clustering (DiMSC) [8] obtains clustering performance with the help of the diversity constraint. Latent Multi-view Subspace Clustering (LMSC) [42], which achieves the current state-of-the-art multi-view clustering performance, explores the underlying complementary information and seeks a latent representation of multi-view data

Table 1

Main symbols utilized in this paper.

Symbol	Meaning
n	The number of samples.
v	The number of views.
c	The number of clusters.
d_i	The dimension of the i -th view.
$x_j^i \in R^{d_i}$	The j -th data point from the i -th view.
$X^{(i)} \in R^{d_i \times n}$	The data matrix of the i -th view.
$\ A\ _{2,1}$	The $l_{2,1}$ norm of matrix A.
$\ A\ _*$	The trace norm of matrix A.
$\ A\ _F^2$	The Frobenius norm of matrix A.
$\text{rank}(A)$	The rank of matrix A.
$\text{abs}(\cdot)$	The element-wise absolute operator.

at the same time. The propose method belong to the second category, i.e. a discriminative method based on subspace clustering.

The matrix factorization is often used for matrix approximation [5, 48]. Our approach takes advantage of the bilinear factorization to construct a coefficient matrix which contains the consensus information of all views. It is noteworthy that our method is different from approaches proposed in [1, 21, 46]. [21] formulates a joint nonnegative matrix factorization to keep the clustering results among multiple views comparable; [46] constructs a deep matrix factorization framework to explore the consensus information by seeking for a common representation of multi-view data. These methods perform the nonnegative matrix factorization [18] on the data matrix, columns of which are data points, directly. However, since statistic properties of different views are diverse, it is risky to employ the matrix factorization on multiple views straightforward to explore the consensus information. As for our proposed CBF-MS, it employs a constrained bilinear factorization on subspace coefficient matrices, which are self-representations of multiple views with same or similar statistic properties for clustering [12, 20, 9, 41].

3. Proposed Methodology

In this section, we propose our proposed CBF-MS in detail. For convenience, Table 1 lists main symbols applied in this paper and Fig. 1 illustrates the proposed method.

Subspace clustering based on self-representation is a fundamental and important technique [31, 42]. Taking Low Rank Representation (LRR) [20] for example, given the i -th view $X^{(i)}$ with n samples and d_i dimension, data points of which are drawn from c subspaces, the objective function of subspace clustering can be written as follows:

$$\min_{Z^{(i)}} \left\| E^{(i)} \right\|_{2,1} + \lambda \left\| Z^{(i)} \right\|_* \quad \text{s.t. } X^{(i)} = X^{(i)} Z^{(i)} + E^{(i)}, \quad (1)$$

where λ is the tradeoff parameter, $Z^{(i)} \in R^{n \times n}$ denotes the subspace coefficient matrix of $X^{(i)}$, and $E^{(i)} \in R^{d_i \times n}$ indicates the sample-specific error.

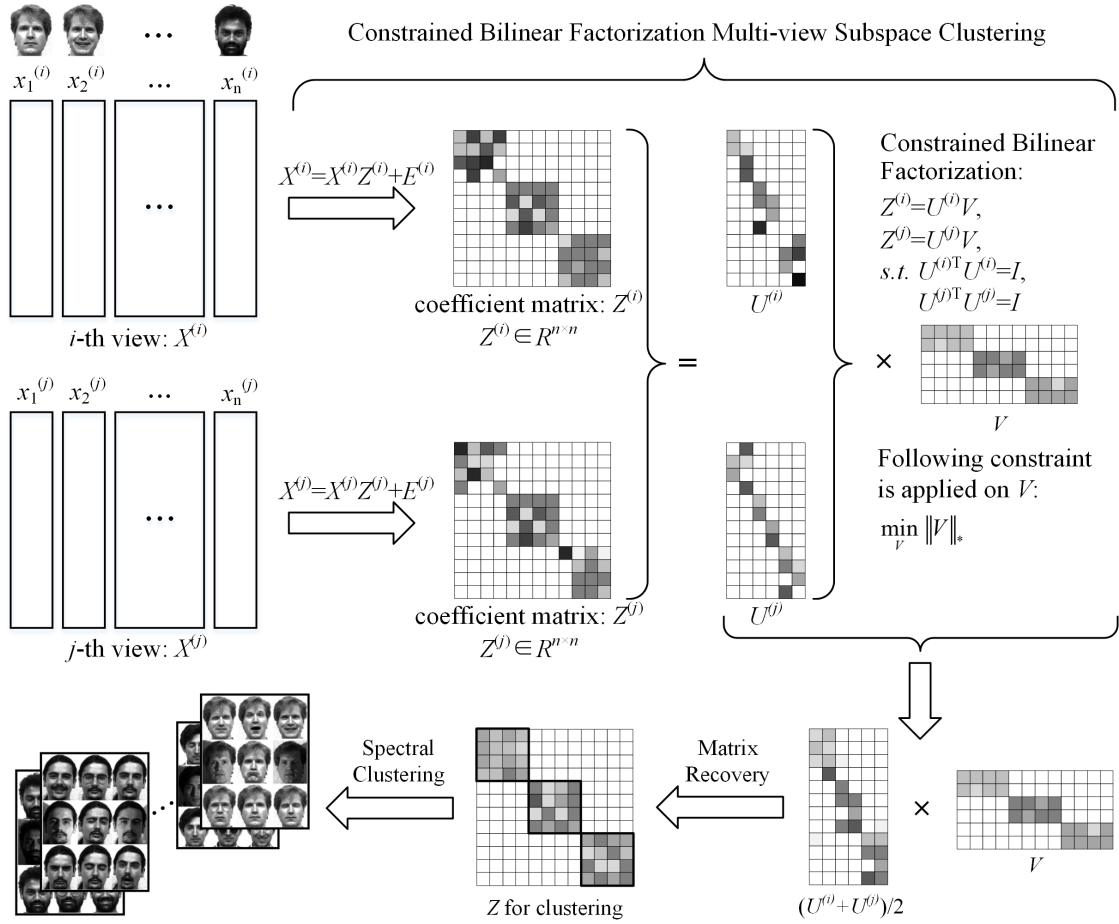


Figure 1: Overview of the proposed CBF-MSC. Taking the i -th view and the j -th view here for example, clustering results of the i -th view and the j -th view are same and it is clear that $Z^{(i)}$ is not the same with $Z^{(j)}$. Actually, our method assumes that $\text{rank}(Z^{(i)})$ equals to $\text{rank}(Z^{(j)})$, and to this end, the constrained bilinear factorization is introduced in the proposed method. Finally, the multi-view clustering results of the proposed CBF-MSC are inferred by leveraging the spectral clustering with the adjacency matrix $(\text{abs}(Z) + \text{abs}(Z^T))/2$.

3.1. Formulation

Given a multi-view dataset with v views, i.e. $\{X^{(i)}\}_{i=1}^v$. It is clear that $Z^{(i)}$ in Equation (1) is vital for clustering and the most existing multi-view subspace clustering methods pursuit a shared coefficient matrix for all views. However, in real-world applications, data points from different views have the same clustering results, rather than the same coefficient matrix. In other words, it is not a proper way to obtain the multi-view clustering results with a same coefficient matrix. In this paper, CBF-MSC assumes that the coefficient matrices have a same rank among multiple views, since the rank of a coefficient matrix is crucial for clustering [20].

$$\begin{aligned} \min_{E^{(i)}, Z^{(i)}_{i=1, \dots, v}} \sum_{i=1, \dots, v} \|E^{(i)}\|_{2,1} + \lambda \text{rank}(Z^{(i)}) \\ \text{s.t. } X^{(i)} = X^{(i)}Z^{(i)} + E^{(i)} \\ \text{rank}(Z^{(1)}) = \text{rank}(Z^{(2)}) = \dots = \text{rank}(Z^{(v)}). \end{aligned} \quad (2)$$

Due to the discrete nature of the rank function, it is hard to optimize the above problem [20]. Since the trace norm regularization promotes low rank solutions and the trace

norm of $Z^{(i)}$ is equal to the l_1 -norm on the singular values of $Z^{(i)}$ [13], the following problem can be constructed straightforward:

$$\begin{aligned} \min_{E^{(i)}, Z^{(i)}_{i=1, \dots, v}} \sum_{i=1, \dots, v} \|E^{(i)}\|_{2,1} + \lambda \|Z^{(i)}\|_* \\ \text{s.t. } X^{(i)} = X^{(i)}Z^{(i)} + E^{(i)} \\ \|Z^{(i)}\|_* = \|Z^{(j)}\|_* = \dots = \|Z^{(v)}\|_*. \end{aligned} \quad (3)$$

The Equation (3) is formulated under a suitable assumption for multi-view clustering, however, it is difficult to be well optimized. Therefore, the further improvement should be employed. As shown in Fig. 1, the constrained bilinear factorization is introduced in our CBF-MSC and the coefficient matrix of the i -th view can be written as follows:

$$Z^{(i)} = U^{(i)}V \quad \text{s.t. } U^{(i)T}U^{(i)} = I, \quad (4)$$

where I denotes an identity matrix with proper size, $U^{(i)} \in R^{n \times k}$ indicates the basis matrix of the matrix factorization with respect to $Z^{(i)}$, and $V \in R^{k \times n}$ is an encoding matrix

of $Z^{(i)}$ based on $U^{(i)}$, $k \geq c$. Since each view has the specific information, the subspace coefficient matrices of multiple views are different from each other to some degree, and it is reasonable that the basis matrix of the bilinear factorization varies with different views. Moreover, it is worth noting that the orthonormality constraint of $U^{(i)}$ plays an significant role here. To be specific, we have the following theorem.

Theorem 1. *Given a square matrix S , which can be factorized as $S = LR$, if the constraint $L^T L = I$ holds, the trace norm of S equals to the trace norm of R :*

$$\|S\|_* = \|R\|_*. \quad (5)$$

Proof. Since $S^T S = (LR)^T (LR) = R^T L^T L R = R^T R$, the matrix of $S^T S$ has the same eigenvalues with the matrix of $R^T R$. Accordingly, the matrix S and the matrix R have the same singular values, namely, the trace norm of S equals to the trace norm of R , i.e. $\|S\|_* = \|R\|_*$. \square

For an arbitrary view of multi-view data $X^{(i)}$, according to Theorem 1, the trace norm of the subspace coefficient matrix equals to the trace norm of V subjected to the orthonormality constraint of $U^{(i)}$. That is to say, by performing the constrained bilinear factorization on the low rank representation of multiple views, the following formula can be constructed directly:

$$\begin{aligned} \|Z^{(1)}\|_* &= \|Z^{(2)}\|_* = \dots = \|Z^{(v)}\|_* = \|V\|_* \\ \text{s.t. } Z^{(i)} &= U^{(i)} V, \quad U^{(i)T} U^{(i)} = I, \end{aligned} \quad (6)$$

where $i = 1, 2, \dots, v$ and it also indicates that V , which is invariant with different views, is a proper choice. Consequently, The problem of the Equation (3) is equivalent to the following problem:

$$\begin{aligned} \min_{E^{(i)}, Z^{(i)}} \sum_{i=1, \dots, v} \|E^{(i)}\|_{2,1} + \lambda \|V\|_* \\ \text{s.t. } X^{(i)} &= X^{(i)} Z^{(i)} + E^{(i)} \\ Z^{(i)} &= U^{(i)} V \\ U^{(i)T} U^{(i)} &= I \end{aligned} \quad (7)$$

where λ is the tradeoff parameter, V denotes the common shared encoding matrix which contains the consensus information, and $\{U^{(i)}\}_{i=1}^v$ indicates the view-specific information, therefore, the complementary information of multi-view data is also explored during clustering.

Once V and $\{U^{(i)}\}_{i=1}^v$ are optimized, a subspace coefficient matrix Z , which contains the consensus information of multiple views, can be achieved as follows:

$$Z = \frac{1}{v} \sum_{i=1}^v U^{(i)} V, \quad (8)$$

4. Optimization

In this section, an algorithm is designed for optimizing the objective function of the proposed CBF-MSC effectively. Besides analyses of the computational complexity and convergence are presented as well.

4.1. Optimization of CBF-MSC

To solve the objective function of Equation (7), an algorithm based on the Augmented Lagrangian Multiplier (ALM) [19] method is developed in this section. Besides, the alternating direction minimization strategy is employed and an auxiliary variable L is introduced here to make the optimization procedure separable. Therefore, the objective function can be rewritten as follows:

$$\begin{aligned} \min_{E^{(i)}, Z^{(i)}} \sum_{i=1, \dots, v} \|E^{(i)}\|_{2,1} + \lambda \|L\|_* \\ \text{s.t. } X^{(i)} &= X^{(i)} Z^{(i)} + E^{(i)} \\ Z^{(i)} &= U^{(i)} V \\ V &= L \\ U^{(i)T} U^{(i)} &= I. \end{aligned} \quad (9)$$

And the corresponding augmented Lagrange function is:

$$\begin{aligned} \mathcal{L}(V, L, U^{(i)}, Z^{(i)}, E^{(i)}) \\ = \sum_{i=1}^v \|E^{(i)}\|_{2,1} + \lambda \|L\|_* \\ + \sum_{i=1}^v \Gamma(Y_1^{(i)}, X^{(i)} - X^{(i)} Z^{(i)} - E^{(i)}) \\ + \sum_{i=1}^v \Gamma(Y_2^{(i)}, Z^{(i)} - U^{(i)} V) + \Gamma(Y_3, V - L), \end{aligned} \quad (10)$$

where $Y_1^{(i)}$, $Y_2^{(i)}$ and Y_3 are Lagrange multipliers, and for the concise representation, $\Gamma(A, B)$ is defined as follows:

$$\Gamma(A, B) = \langle A, B \rangle + \frac{\mu}{2} \|B\|_F^2, \quad (11)$$

in which μ indicates a positive adaptive penalty parameter, $\langle \cdot, \cdot \rangle$ denotes the inner product of two matrices.

The optimization of Equation (7) can be solved effectively by minimizing the corresponding ALM Equation (10), which can be decomposed into six subproblems.

1) Subproblem of updating $E^{(i)}$: The subproblem of updating $E^{(i)}$ can be written as follows when other variables are fixed:

$$\min_{E^{(i)}} \sum_{i=1}^v \left(\|E^{(i)}\|_{2,1} + \Gamma(Y_1^{(i)}, X^{(i)} - X^{(i)} Z^{(i)} - E^{(i)}) \right), \quad (12)$$

results of which are the same with the following problem:

$$\min_{E^{(i)}} \sum_{i=1}^v \left(\|E^{(i)}\|_{2,1} + \frac{\mu}{2} \|E^{(i)} - T_E^{(i)}\|_F^2 \right), \quad (13)$$

in which $T_E^{(i)}$ is defined as follows:

$$T_E^{(i)} = \left(X^{(i)} - X^{(i)} Z^{(i)} + \frac{Y_1^{(i)}}{\mu} \right), \quad (14)$$

and according to Lemma 4.1 in [20], Equation (13) can be optimized effectively with a closed form.

2) Subproblem of updating $U^{(i)}$: With other variables being fixed, the subproblem with respect to $U^{(i)}$ is:

$$\min_{U^{(i)}} \sum_{i=1}^v \Gamma(Y_2^{(i)}, Z^{(i)} - U^{(i)} V) \quad \text{s.t. } U^{(i)T} U^{(i)} = I, \quad (15)$$

which can be reformulated as follows:

$$\begin{aligned} \min_{U^{(i)}} \sum_{i=1}^v \frac{\mu}{2} \left\| \left(Z^{(i)} + \frac{Y_2^{(i)}}{\mu} \right)^T - V^T U^{(i)T} \right\|_F^2 \\ \text{s.t. } U^{(i)T} U^{(i)} = I \end{aligned} \quad (16)$$

which is a typical orthogonal procrustes problem [29], and can be solved effectively according to [43].

3) Subproblem of updating V : To update V with other variables fixed, we solve the following problem:

$$\min_V \sum_{i=1}^v \Gamma \left(Y_2^{(i)}, Z^{(i)} - U^{(i)} V \right) + \Gamma \left(Y_3, V - L \right), \quad (17)$$

and we obtain the following optimization by taking the derivative with respect to V and letting to be 0,

$$V = T_{VA}^{-1} T_{VB}, \quad (18)$$

with

$$\begin{aligned} T_{VA} &= \mu \left(I + \sum_{i=1}^v U^{(i)T} U^{(i)} \right), \\ T_{VB} &= \mu L - Y_3 + \sum_{i=1}^v \left(U^{(i)T} Y_2^{(i)} + \mu U^{(i)T} Z^{(i)} \right). \end{aligned} \quad (19)$$

4) Subproblem of updating L : The auxiliary variable Q can be updated as follows:

$$\min_L \lambda \|L\|_* + \frac{\mu}{2} \left\| L - \left(V + \frac{Y_3}{\mu} \right) \right\|_F^2, \quad (20)$$

and to obtain the solution of Equation (20), a soft-threshold operator [19] S_ϵ is defined as follows:

$$S_\epsilon(x) = \begin{cases} x - \epsilon, & \text{if } x - \epsilon > 0 \\ x + \epsilon, & \text{if } x - \epsilon < 0 \\ 0, & \text{otherwise} \end{cases} \quad (21)$$

and by performing SVD on $\left(V + \frac{Y_3}{\mu} \right)$, i.e. $\left(V + \frac{Y_3}{\mu} \right) = U_L \Sigma V_L^T$, the optimization of L is

$$L = U_L S_{\lambda_2/\mu}(\Sigma) V_L^T. \quad (22)$$

5) Subproblem of updating $Z^{(i)}$: With other variables fixed, the subproblem of updating can be formulated as follows:

$$\begin{aligned} \min_{Z^{(i)}} \sum_{i=1}^v \Gamma \left(Y_1^{(i)}, X^{(i)} - X^{(i)} Z^{(i)} - E^{(i)} \right) \\ + \sum_{i=1}^v \Gamma \left(Y_2^{(i)}, Z^{(i)} - U^{(i)} V \right), \end{aligned} \quad (23)$$

and we take the derivative of the above function with respect to $Z^{(i)}$, set it to be 0, then the optimization of $Z^{(i)}$ can be obtained as follows:

$$Z^{(i)} = T_{ZA}^{(i-1)} T_{ZB}^{(i)}, \quad (24)$$

in which $T_{ZA}^{(i)}$ and $T_{ZB}^{(i)}$ can be written as follows:

$$\begin{aligned} T_{ZA}^{(i)} &= \mu \left(I + X^{(i)T} X^{(i)} \right), \\ T_{ZB}^{(i)} &= \mu U^{(i)} V - Y_2^{(i)} + X^{(i)T} \left(Y_1^{(i)} + \mu X^{(i)} - \mu E^{(i)} \right). \end{aligned} \quad (25)$$

6) Subproblem of updating multipliers and μ : The multipliers can be updated as follows according to [19]:

$$\begin{cases} Y_1^{(i)} = Y_1^{(i)} + \mu(X^{(i)} - X^{(i)} Z^{(i)} - E^{(i)}) \\ Y_2^{(i)} = Y_2^{(i)} + \mu(Z^{(i)} - U^{(i)} V) \\ Y_3 = Y_3 + \mu(V - L). \end{cases} \quad (26)$$

Besides, we update the parameter μ in each iteration with a nonnegative scalar ρ and a threshold value μ_{\max} , i.e. $\mu = \min(\rho\mu, \mu_{\max})$.

Algorithm 1 presents the whole procedure of our proposed optimization.

Algorithm 1 Algorithm of CBF-MSC

Input:

Multi-view $\{X^{(i)}\}_{i=1}^v$, $U^{(i)} = 0$, $V = 0$, $L = 0$, $Y_1^{(i)} = 0$, $Y_2^{(i)} = 0$, $Y_3 = 0$,

$\rho = 1.9$, $\mu = 10^{-4}$, $\mu_{\max} = 10^6$, $\epsilon = 10^{-6}$, $Z^{(i)}$ with random initialization;

Output:

$\{U^{(i)}\}_{i=1}^v$, V ,

Repeat:

Updating V according to the subproblem 3;

Updating L according to the subproblem 4;

For $i = 1, 2 \dots, v$ **do:**

Updating $E^{(i)}$ according to the subproblem 1;

Updating $U^{(i)}$ according to the subproblem 2;

Updating $Z^{(i)}$ according to the subproblem 5;

Updating $Y_1^{(i)}$ according to the subproblem 6;

Updating $Y_2^{(i)}$ according to the subproblem 6;

End

Updating Y_3 and μ according to the subproblem 6;

Until:

For $i = 1, 2 \dots, v$ **do:**

$\|X^{(i)} - X^{(i)} Z^{(i)} - E^{(i)}\|_\infty < \epsilon$,

$\|Z^{(i)} - U^{(i)} V\|_\infty < \epsilon$,

End

and $\|V - L\|_\infty < \epsilon$.

4.2. Computational Complexity and Convergence

The main computational consists of five parts, i.e., the subproblems of 1-5. Staying the same with Table 1, n is the number of samples, v denotes the number of views, d_i indicates the dimension of the i -th views and k is a dimensional value introduced during factorization, as shown in the Equation (4). According to Algorithm 1, the complexities of updating V and L are $O(kn^2 + k^2n + k^3)$ and $O(n^3)$ respectively.

As for the subproblem of updating $E^{(i)}$, the complexity is $O(d_i n^2 + n^3)$, and $O(k^2 n + n^3)$ is the complexity of updating $U^{(i)}$. For updating $Z^{(i)}$, Sylvester equation is optimized, and the complexity is $O(d_i^3 + n^3)$. To sum up, since k and v are much smaller than d_i and n in practice, the computational complexity of the proposed algorithm is $O(d_{\max}^3 + n^3)$, where $d_{\max} = \max(\{d_i\}_{i=1}^v)$.

For the proposed method, it is difficult to prove its convergence, since more than two subproblems are involved during optimization. Inspired by [40, 45, 44], the convergence discussion will be presented in the experiments section, and comprehensive results shown in next section illustrate the strong and stable convergence of the proposed algorithm.

5. Experiments

In this section, we demonstrate the effectiveness of the proposed CBF-MSC. Experimental results and corresponding analysis are presented. All codes are implemented in Matlab on a desktop with a four-core 3.6GHz processor and 8GB of memory.

5.1. Experimental settings

Comprehensive experiments are conducted on six real-world multi-view datasets to evaluate the proposed approach. To be specific, MSRCV1¹ consists of 210 image samples collected from 7 clusters with 6 views, including CENT, CMT, GIST, HOG, LBP, and SIFT. 3-sources² is a news articles dataset which come from BBC, Reuters, and Guardian. BBC³ consists of 685 new documents from BBC and each of which is divided into 4 sub-parts. NGs⁴ is a NewsGroups dataset consisting of 500 samples and has 3 views collected by 3 different methods. Yale Face⁵ consists of 165 images from 15 individuals. Movie 617⁶, is a movie dataset containing 617 movies of 17 genres, and consists of two views, including keywords and actors.

Clustering results of our method are compared with several baselines, as follows:

1) LRR_{BSV} [20] : Best Single-View clustering results based on Low-Rank Representation. LRR is employed on each single view, the best clustering performance based on the corresponding coefficient matrix is reported.

2) SC_{BSV} [25] : Best Single-View clustering results achieved by Spectral Clustering. We perform spectral clustering on each single view, and report the best clustering performance. Both LRR_{BSV} and SC_{BSV} are employed here for demonstrating that the proposed multi-view clustering method can achieve the better clustering performance than single-view clustering method.

2) KerAdd [11]: Kernel Addition tries to combine information of multiple views by constructing a single kernel

matrix which is calculated by averaging kernel matrices of all views.

3) Co-reg [17]: It is a co-regularized multi-view spectral clustering which gets multi-view clustering results by pursuing the consistent properties of multi-view data.

4) RMSC [37] : Robust Multi-view Spectral Clustering is an effective multi-view clustering approach, which recovers a shared low-rank transition probability matrix for clustering.

5) AMGL [27]: Auto-Weighted Multiple Graph Learning, which learn parameters of weights automatically for multiple graphs and can be employed for multi-view clustering.

6) LMSC [42]: Latent Multi-view Subspace Clustering, which explores the consensus information and complementary information by seeking a latent representation of all views for clustering.

7) MLRSSC [4]: Multi-view low-rank sparse subspace clustering. Both low-rank and sparsity constraints are employed to get an affinity matrix for multi-view clustering. Linear kernel MLRSSC algorithm is employed here for comparison.

8) GMC [33]: Graph-based Multi-view Clustering learns the data graph of different views and achieve multi-view clustering results by fusing them into a integrated graph matrix.

Furthermore, five widely used metrics [24] for evaluation is employed here, including NMI (Normalized Mutual Information), ACC (ACCuracy), F-score, AVG (AVGent), and P (Precision). Excepting for AVG, higher values of all metrics indicate the better clustering performance for all metrics. For each dataset, 30 test runs with random initialization were conducted. Experimental results are reported in form of the average value and the standard deviation.

5.2. Experimental results

Comprehensive experiments conducted on the benchmark datasets illustrate that the proposed CBF-MSC can achieve promising and competitive clustering results. That is to say under the assumption that all views have the coefficient matrices with the same clustering property, consensus information and complementary information are explored effectively during multi-view clustering.

The results of comparison experiments are presented in Table 2-7, and bold values indicate the best clustering performance. Overall speaking, for multi-view data, multi-view clustering methods can obtain more promising clustering results than single-view clustering method. For example, compared to SC_{BSV}, the proposed CBF-MSC achieve about 23.35% and 23.07% improvements on the MSRCV1 dataset with respect to the metrics of NMI and ACC, respectively.

Moreover, as a whole, the proposed method outperforms all the compared methods on all six benchmark datasets, since the CBF-MSC gets clustering results under a more suitable assumption and explores the underlying clustering structures of multi-view data more effectively. For example, on 3-sources dataset, the CBF-MSC gains an increase

¹<http://research.microsoft.com/en-us/projects/objectclassrecognition/>

²<http://mlg.ucd.ie/datasets/3sources.html>

³<http://mlg.ucd.ie/datasets/3sources.html>

⁴<http://lig-membres.imag.fr/grimal/data.html>

⁵<http://cvc.cs.yale.edu/cvc/projects/yalefaces/yalefaces.html>

⁶<http://lig-membres.imag.fr/grimal/data/movies617.tar.gz>

Table 2
Clustering Results on the MSRCV1 dataset.

Method	NMI	ACC	F-score	AVG	P
LRR _{BSV}	0.5698(0.0068)	0.6740(0.0081)	0.5363(0.0082)	1.2135(0.0204)	0.5291(0.0097)
SC _{BSV}	0.6046(0.0184)	0.6830(0.0257)	0.5716(0.0211)	1.1174(0.0526)	0.5628(0.0224)
KerAdd	0.6178(0.0092)	0.7125(0.0134)	0.5978(0.0103)	1.0866(0.0270)	0.5812(0.0117)
Co-reg	0.6572(0.0103)	0.7653(0.0186)	0.6441(0.0140)	0.9713(0.0301)	0.6328(0.0156)
RMSC	0.6732(0.0070)	0.7886(0.0154)	0.6661(0.0090)	0.9253(0.0214)	0.6559(0.0117)
AMGL	0.7357(0.0281)	0.7171(0.0847)	0.6445(0.0601)	0.8236(0.1205)	0.5686(0.0889)
LMSC	0.6149(0.0622)	0.6948(0.0734)	0.5909(0.0699)	1.0965(0.1744)	0.5728(0.0699)
MLRSSC	0.6709(0.0352)	0.7775(0.0497)	0.6524(0.0480)	0.9290(0.0983)	0.6452(0.0471)
GMC	0.8200(0.0000)	0.8952(0.0000)	0.7997(0.0000)	0.5155(0.0000)	0.7856(0.0000)
CBF-MSC	0.8381(0.0036)	0.9137(0.0016)	0.8363(0.0030)	0.4595(0.0100)	0.8289(0.0028)

Table 3
Clustering Results on the 3-sources dataset.

Method	NMI	ACC	F-score	AVG	P
LRR _{BSV}	0.6348(0.0078)	0.6783(0.0136)	0.6158(0.0185)	0.7958(0.0150)	0.6736(0.0148)
SC _{BSV}	0.4688(0.0078)	0.5567(0.0129)	0.4746(0.0106)	1.1880(0.0206)	0.5175(0.0138)
KerAdd	0.4623(0.0099)	0.5437(0.0119)	0.4689(0.0096)	1.1972(0.0231)	0.5218(0.0117)
Co-reg	0.4790(0.0060)	0.5067(0.0075)	0.4352(0.0038)	1.1693(0.0166)	0.4629(0.0079)
RMSC	0.5109(0.0100)	0.5379(0.0108)	0.4669(0.0097)	1.0946(0.0254)	0.4970(0.0136)
AMGL	0.5865(0.0510)	0.6726(0.0394)	0.5895(0.0414)	1.0841(0.1344)	0.4865(0.0592)
LMSC	0.6748(0.0195)	0.7059(0.0198)	0.6451(0.0177)	0.6827(0.0496)	0.7314(0.0237)
MLRSSC	0.5919(0.0025)	0.6686(0.0000)	0.6353(0.0011)	0.9378(0.0070)	0.6410(0.0018)
GMC	0.6216(0.0000)	0.6923(0.0000)	0.6047(0.0000)	1.0375(0.0000)	0.4844(0.0000)
CBF-MSC	0.7476(0.0048)	0.8041(0.0018)	0.7727(0.0019)	0.6322(0.0063)	0.7181(0.0021)

Table 4
Clustering Results on the BBC dataset.

Method	NMI	ACC	F-score	AVG	P
LRR _{BSV}	0.5314(0.0009)	0.7332(0.0009)	0.5806(0.0010)	1.0170(0.0020)	0.5940(0.0012)
SC _{BSV}	0.2930(0.0025)	0.4537(0.0056)	0.4019(0.0042)	1.5820(0.0094)	0.6854(0.0068)
KerAdd	0.4716(0.0051)	0.6591(0.0144)	0.5636(0.0105)	1.1717(0.0112)	0.5475(0.0090)
Co-reg	0.4183(0.0077)	0.6160(0.0129)	0.5070(0.0103)	1.2824(0.0157)	0.4964(0.0091)
RMSC	0.5412(0.0076)	0.6861(0.0225)	0.5697(0.0084)	0.9936(0.0153)	0.5838(0.0061)
AMGL	0.5185(0.0725)	0.6261(0.0698)	0.6050(0.0527)	1.2376(0.1686)	0.4776(0.0588)
LMSC	0.5594(0.0409)	0.7394(0.0671)	0.6291(0.0491)	0.9455(0.0921)	0.6600(0.0525)
MLRSSC	0.6935(0.0004)	0.8556(0.0004)	0.7897(0.0003)	0.6681(0.0010)	0.7966(0.0005)
GMC	0.5628(0.0000)	0.6934(0.0000)	0.6333(0.0000)	1.1288(0.0000)	0.5012(0.0000)
CBF-MSC	0.6957(0.0012)	0.8700(0.0007)	0.7969(0.0009)	0.6709(0.0030)	0.7913(0.0015)

Table 5
Clustering Results on the NGs dataset.

Method	NMI	ACC	F-score	AVG	P
LRR _{BSV}	0.3402(0.0201)	0.4213(0.0184)	0.3911(0.0056)	1.7056(0.0461)	0.2688(0.0065)
SC _{BSV}	0.0163(0.0005)	0.2044(0.0003)	0.3302(0.0000)	2.3023(0.0006)	0.1984(0.0000)
KerAdd	0.1284(0.0013)	0.3571(0.0017)	0.2868(0.0019)	2.0334(0.0033)	0.2635(0.0010)
Co-reg	0.1815(0.0052)	0.2999(0.0038)	0.3391(0.0016)	2.0142(0.0107)	0.2217(0.0016)
RMSC	0.1580(0.0099)	0.3700(0.0081)	0.3070(0.0058)	1.9755(0.0236)	0.2664(0.0074)
AMGL	0.8987(0.0464)	0.9393(0.0903)	0.9212(0.0709)	0.2473(0.1385)	0.9088(0.1024)
LMSC	0.9052(0.0075)	0.9705(0.0026)	0.9417(0.0050)	0.2203(0.0173)	0.9415(0.0051)
MLRSSC	0.8860(0.0000)	0.9620(0.0000)	0.9255(0.0000)	0.2651(0.0000)	0.9252(0.0000)
GMC	0.9392(0.0000)	0.9820(0.0000)	0.9643(0.0000)	0.1413(0.0000)	0.9642(0.0000)
CBF-MSC	0.9478(0.0000)	0.9840(0.0000)	0.9682(0.0000)	0.1212(0.0000)	0.9682(0.0000)

Table 6
Clustering Results on the Yale Face dataset.

Method	NMI	ACC	F-score	AVG	P
LRR _{BSV}	0.7134(0.0098)	0.7034(0.0125)	0.5561(0.0159)	1.1328(0.0390)	0.5404(0.0176)
SC _{BSV}	0.6429(0.0087)	0.6031(0.0137)	0.4556(0.0117)	1.4182(0.0339)	0.4335(0.0123)
KerAdd	0.6692(0.0085)	0.6133(0.0136)	0.4922(0.0116)	1.3181(0.0346)	0.4665(0.0127)
Co-reg	0.6178(0.0098)	0.5686(0.0128)	0.4251(0.0127)	1.5138(0.0389)	0.4061(0.0131)
RMSC	0.6812(0.0089)	0.6283(0.0146)	0.5059(0.0119)	1.2692(0.0365)	0.4819(0.0137)
AMGL	0.6438(0.0192)	0.6046(0.0399)	0.3986(0.0323)	1.4710(0.0919)	0.3378(0.0431)
LMSC	0.7011(0.0096)	0.6691(0.0095)	0.5031(0.0151)	1.2062(0.0391)	0.4638(0.0175)
MLRSSC	0.7005(0.0311)	0.6733(0.0384)	0.5399(0.0377)	1.1847(0.1206)	0.5230(0.0378)
GMC	0.6892(0.0000)	0.6545(0.0000)	0.4801(0.0000)	1.2753(0.0000)	0.4188(0.0000)
CBF-MSVC	0.7734(0.0147)	0.7606(0.0309)	0.6163(0.0246)	0.9110(0.0598)	0.5857(0.0278)

Table 7
Clustering Results on the Movie 617 dataset.

Method	NMI	ACC	F-score	AVG	P
LRR _{BSV}	0.2690(0.0063)	0.2767(0.0093)	0.1566(0.0040)	2.9462(0.0250)	0.1528(0.0042)
SC _{BSV}	0.2600(0.0026)	0.2567(0.0040)	0.1473(0.0020)	2.9931(0.0104)	0.1365(0.0018)
KerAdd	0.2925(0.0026)	0.2912(0.0045)	0.1764(0.0035)	2.8606(0.0109)	0.1667(0.0038)
Co-reg	0.2456(0.0019)	0.2409(0.0022)	0.1389(0.0017)	3.0446(0.0075)	0.1324(0.0016)
RMSC	0.2969(0.0023)	0.2986(0.0043)	0.1819(0.0024)	2.8498(0.0095)	0.1674(0.0024)
AMGL	0.2607(0.0088)	0.2563(0.0124)	0.1461(0.0055)	3.1105(0.0387)	0.0971(0.0063)
LMSC	0.2796(0.0096)	0.2694(0.0133)	0.1601(0.0088)	2.9129(0.0388)	0.1512(0.0092)
MLRSSC	0.2975(0.0061)	0.2887(0.0111)	0.1766(0.0068)	2.8481(0.0216)	0.1619(0.0064)
GMC	0.2334(0.0000)	0.18634(0.0000)	0.1242(0.0000)	3.3795(0.0000)	0.0682(0.0000)
CBF-MSVC	0.3179(0.0079)	0.3171(0.0070)	0.1947(0.0062)	2.7520(0.0337)	0.1893(0.0077)

of 7.27% and 9.82% compared with the second best clustering results in the metrics of NMI and ACC, respectively. About 6.0% and 5.72% improvements are achieved on the Yale Face dataset in the metrics of NMI and ACC as well. Additionally, on the Movie 617 dataset, 2.04% and 2.84% increases are achieved with respect to the metric of NMI and ACC. It is notable that the proposed method is pretty robust among different benchmark datasets and clustering results of the CBF-MSVC are promising as well.

5.3. Convergence Analysis

Convergence properties of the proposed algorithm are analyzed in this section as well. To be specific, three convergence conditions are defined as follows:

$$\begin{aligned}
 X_{\text{Convergence}} &= \frac{1}{v} \sum_{i=1}^v \left\| X^{(i)} - X^{(i)} Z^{(i)} - E^{(i)} \right\|_{\infty} \\
 Z_{\text{Convergence}} &= \frac{1}{v} \sum_{i=1}^v \left\| Z^{(i)} - U^{(i)} V \right\|_{\infty} \\
 V_{\text{Convergence}} &= \|V - L\|_{\infty}
 \end{aligned} \quad (27)$$

As shown in Fig. 2, three convergence curves corresponding to $X_{\text{Convergence}}$, $Z_{\text{Convergence}}$, and $V_{\text{Convergence}}$ versus the iteration numbers are presented and it is clear that the proposed algorithm can achieve convergence within 30 iterations on all benchmark datasets. Although the solid proof of the convergence is difficult to deliver, experimental re-

sults verifies the effectiveness and good convergence of the proposed algorithm.

5.4. Parameters Sensitivity

Parameter sensitivity of the proposed method will be discussed in this section. Two parameters, which affect the clustering performance, should be tuned, i.e., λ and k . λ is a tradeoff parameter, shown in Equation (7). Generally speaking, the prior information about the data, such as the noise level, is important for the tuning of λ . And k is a dimensional parameter introduced in Equation (4). To be specific, given a dataset with n data samples drawn from c subspaces, we set k belong to $[c, n]$, and for simplicity, k is chosen from the set $\{c, 2c, 3c, \dots\}$ and let $k < n$ simultaneously.

Taking MSRCV1 for example, Fig. 3 and Fig. 4 present the clustering results with different values of λ and k , respectively. It can be observed that $\lambda = 100$ achieves promising the clustering results. As for parameter k , as a whole, it is clear that the clustering performance is robust to different values of k and $k = 35$ obtains the best clustering results.

6. Conclusion

In this paper, we develop a novel multi-view subspace clustering approach, which assumes that the coefficient matrices of different views have the same clustering structure, rather than being equivalent among all views. To achieve the

Constrained Bilinear Factorization Multi-view Subspace Clustering

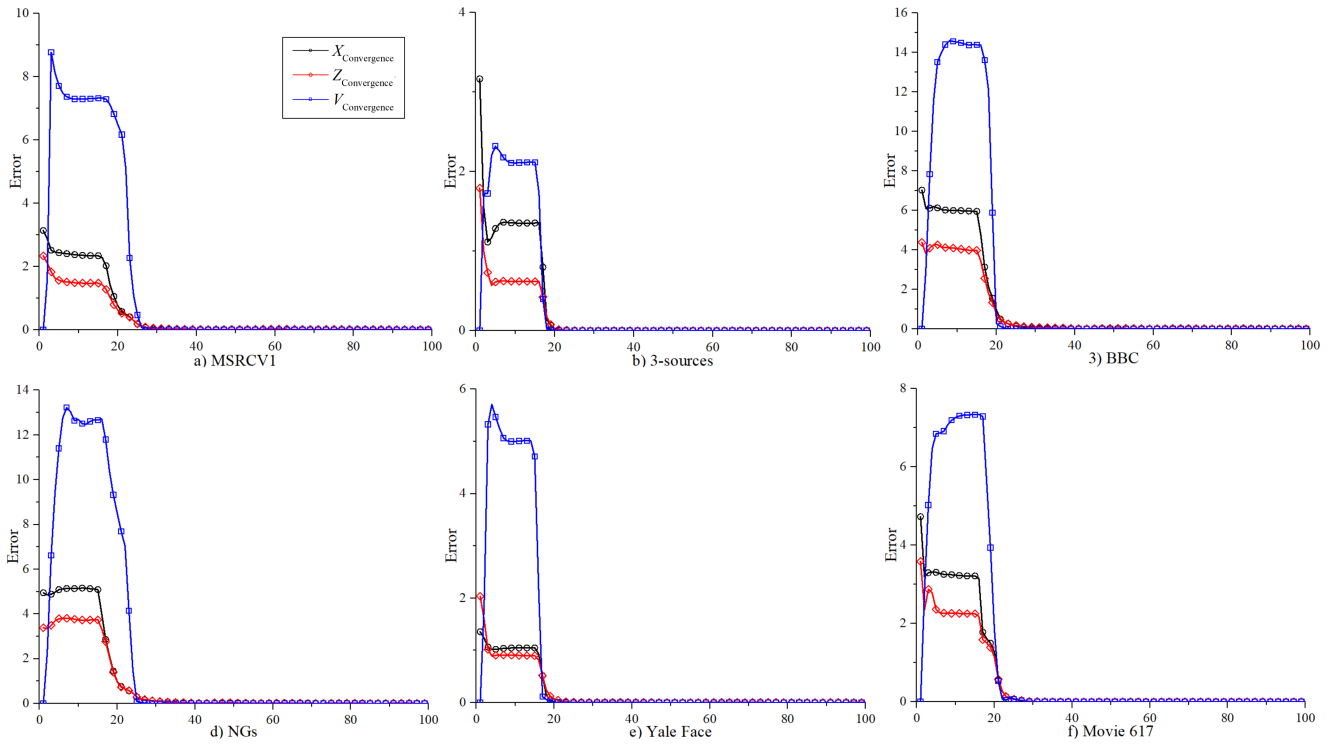


Figure 2: Convergence curves of the propose method conducted on all six benchmark datasets. Empirically, these curves demonstrate the stable and strong convergence of our CBF-MSC.

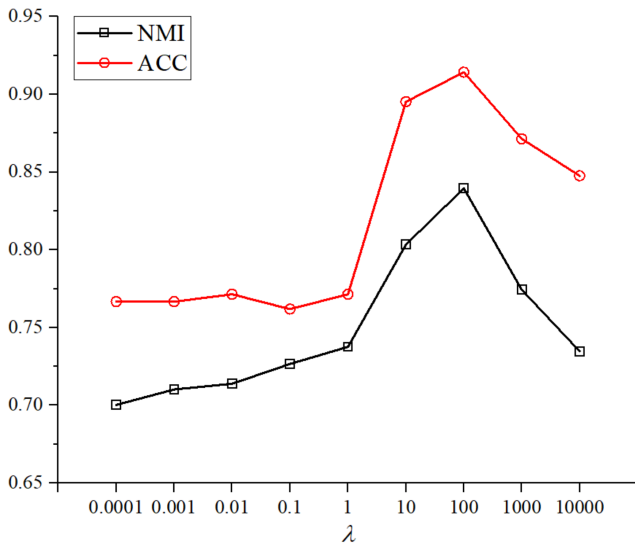


Figure 3: Clustering results with $k = 35$ and different values of λ on MSRCV1.

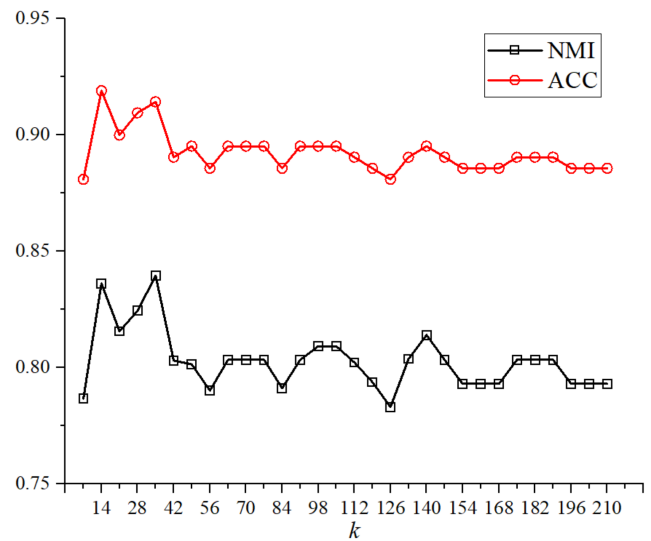


Figure 4: Clustering results with $\lambda = 100$ and different values of k on MSRCV1.

assumption, the orthonormality constrained bilinear factorization is introduced on the coefficient matrices of all views. An effective optimization is also developed to solve the objective function of the corresponding problem. Comprehensive experimental results validate the effectiveness of the proposed method and show that our CBF-MSC outperforms several state-of-the-arts.

References

- [1] Zeynep Akata, Christian Thurau, and Christian Bauckhage. Non-negative matrix factorization in multimodality data for segmentation and label prediction. In *16th Computer Vision Winter Workshop*, page 27. Citeseer, 2011.
- [2] Steffen Bickel and Tobias Scheffer. Multi-view clustering. In *ICDM*, volume 4, pages 19–26, 2004.
- [3] Maria Brbić and Ivica Kopriva. Multi-view low-rank sparse subspace

- clustering. *Pattern Recognition*, 73:247–258, 2018.
- [4] Maria Brbić and Ivica Kopriva. Multi-view low-rank sparse subspace clustering. *Pattern Recognition*, 73:247–258, 2018.
- [5] Ricardo Cabral, Fernando De la Torre, João P Costeira, and Alexandre Bernardino. Unifying nuclear norm and bilinear factorization approaches for low-rank matrix decomposition. In *Proceedings of the IEEE International Conference on Computer Vision*, pages 2488–2495, 2013.
- [6] Emmanuel J Candes, Xiaodong Li, Yi Ma, and John Wright. Robust principal component analysis. *Journal of the ACM*, 58(3):11, 2011.
- [7] Emmanuel J Candes and Benjamin Recht. Exact matrix completion via convex optimization. *Foundations of Computational Mathematics*, 9(6):717–772, 2009.
- [8] Xiaochun Cao, Changqing Zhang, Huazhu Fu, Si Liu, and Hua Zhang. Diversity-induced multi-view subspace clustering. In *Proceedings of the IEEE conference on computer vision and pattern recognition*, pages 586–594, 2015.
- [9] Guoqing Chao, Shiliang Sun, and Jinbo Bi. A survey on multi-view clustering. *arXiv preprint arXiv:1712.06246*, 2017.
- [10] Yuanyuan Chen and Zhang Yi. Locality-constrained least squares regression for subspace clustering. *Knowledge-Based Systems*, 163:51–56, 2019.
- [11] Corinna Cortes, Mehryar Mohri, and Afshin Rostamizadeh. Learning non-linear combinations of kernels. In *Advances in neural information processing systems*, pages 396–404, 2009.
- [12] Ehsan Elhamifar and Rene Vidal. Sparse subspace clustering: Algorithm, theory, and applications. *IEEE transactions on pattern analysis and machine intelligence*, 35(11):2765–2781, 2013.
- [13] Maryam Fazel, Haitham Hindi, Stephen P Boyd, et al. A rank minimization heuristic with application to minimum order system approximation. In *Proceedings of the American control conference*, volume 6, pages 4734–4739. Citeseer, 2001.
- [14] Hongchang Gao, Feiping Nie, Xuelong Li, and Heng Huang. Multi-view subspace clustering. In *Proceedings of the IEEE international conference on computer vision*, pages 4238–4246, 2015.
- [15] Han Hu, Zhouchen Lin, Jianjiang Feng, and Jie Zhou. Smooth representation clustering. In *Proceedings of the IEEE Conference on Computer Vision and Pattern Recognition*, pages 3834–3841, 2014.
- [16] Abhishek Kumar and Hal Daumé. A co-training approach for multi-view spectral clustering. In *Proceedings of the 28th International Conference on Machine Learning (ICML-11)*, pages 393–400, 2011.
- [17] Abhishek Kumar, Piyush Rai, and Hal Daume. Co-regularized multi-view spectral clustering. In *Advances in neural information processing systems*, pages 1413–1421, 2011.
- [18] Daniel D Lee and H Sebastian Seung. Learning the parts of objects by non-negative matrix factorization. *Nature*, 401(6755):788, 1999.
- [19] Zhouchen Lin, Risheng Liu, and Zhixun Su. Linearized alternating direction method with adaptive penalty for low-rank representation. In *Advances in neural information processing systems*, pages 612–620, 2011.
- [20] Guangcan Liu, Zhouchen Lin, Shuicheng Yan, Ju Sun, Yong Yu, and Yi Ma. Robust recovery of subspace structures by low-rank representation. *IEEE transactions on pattern analysis and machine intelligence*, 35(1):171–184, 2013.
- [21] Jialu Liu, Chi Wang, Jing Gao, and Jiawei Han. Multi-view clustering via joint nonnegative matrix factorization. In *Proceedings of the 2013 SIAM International Conference on Data Mining*, pages 252–260. SIAM, 2013.
- [22] David G Lowe. Distinctive image features from scale-invariant keypoints. *International journal of computer vision*, 60(2):91–110, 2004.
- [23] Shirui Luo, Changqing Zhang, Wei Zhang, and Xiaochun Cao. Consistent and specific multi-view subspace clustering. In *Thirty-Second AAAI Conference on Artificial Intelligence*, pages 3730–3737, 2018.
- [24] Christopher Manning, Prabhakar Raghavan, and Hinrich Schütze. Introduction to information retrieval. *Natural Language Engineering*, 16(1):100–103, 2010.
- [25] Andrew Y Ng, Michael I Jordan, and Yair Weiss. On spectral clustering: Analysis and an algorithm. In *Advances in neural information processing systems*, pages 849–856, 2002.
- [26] Feiping Nie, Jing Li, Xuelong Li, et al. Parameter-free auto-weighted multiple graph learning: A framework for multiview clustering and semi-supervised classification. In *IJCAI*, pages 1881–1887, 2016.
- [27] Feiping Nie, Jing Li, Xuelong Li, et al. Parameter-free auto-weighted multiple graph learning: A framework for multiview clustering and semi-supervised classification. In *IJCAI*, pages 1881–1887, 2016.
- [28] Timo Ojala, Matti Pietikäinen, and Topi Mäenpää. Multiresolution gray-scale and rotation invariant texture classification with local binary patterns. *IEEE Transactions on Pattern Analysis & Machine Intelligence*, 24(7):971–987, 2002.
- [29] Peter H. SchÄunemann. A generalized solution of the orthogonal procrustes problem. *Psychometrika*, 31(1):1–10, 1966.
- [30] Grigorios Tzortzis and Aristidis Likas. Convex mixture models for multi-view clustering. In *International Conference on Artificial Neural Networks*, pages 205–214. Springer, 2009.
- [31] René Vidal. Subspace clustering. *IEEE Signal Processing Magazine*, 28(2):52–68, 2011.
- [32] Ulrike Von Luxburg. A tutorial on spectral clustering. *Statistics and computing*, 17(4):395–416, 2007.
- [33] Hao Wang, Yan Yang, and Bing Liu. Gmc: Graph-based multi-view clustering. *IEEE Transactions on Knowledge and Data Engineering*, pages 1–1, 2019.
- [34] Hao Wang, Yan Yang, Bing Liu, and Hamido Fujita. A study of graph-based system for multi-view clustering. *Knowledge-Based Systems*, 163:1009–1019, 2019.
- [35] Xiaobo Wang, Zhen Lei, Xiaojie Guo, Changqing Zhang, Hailin Shi, and Stan Z Li. Multi-view subspace clustering with intactness-aware similarity. *Pattern Recognition*, 88:50–63, 2019.
- [36] Yu-Xiang Wang, Huan Xu, and Chenlei Leng. Provable subspace clustering: When lrr meets ssc. In *Advances in Neural Information Processing Systems*, pages 64–72, 2013.
- [37] Rongkai Xia, Yan Pan, Lei Du, and Jian Yin. Robust multi-view spectral clustering via low-rank and sparse decomposition. In *Twenty-Eighth AAAI Conference on Artificial Intelligence*, pages 2149–2155, 2014.
- [38] Yuan Xie, Dacheng Tao, Wensheng Zhang, Yan Liu, Lei Zhang, and Yanyun Qu. On unifying multi-view self-representations for clustering by tensor multi-rank minimization. *International Journal of Computer Vision*, 126(11):1157–1179, 2018.
- [39] Chang Xu, Dacheng Tao, and Chao Xu. A survey on multi-view learning. *arXiv preprint arXiv:1304.5634*, 2013.
- [40] Ming Yin, Junbin Gao, Zhouchen Lin, Qinfeng Shi, and Yi Guo. Dual graph regularized latent low-rank representation for subspace clustering. *IEEE Transactions on Image Processing*, 24(12):4918–4933, 2015.
- [41] Changqing Zhang, Huazhu Fu, Si Liu, Guangcan Liu, and Xiaochun Cao. Low-rank tensor constrained multiview subspace clustering. In *Proceedings of the IEEE international conference on computer vision*, pages 1582–1590, 2015.
- [42] Changqing Zhang, Qinghua Hu, Huazhu Fu, Pengfei Zhu, and Xiaochun Cao. Latent multi-view subspace clustering. In *Proceedings of the IEEE Conference on Computer Vision and Pattern Recognition*, pages 4279–4287, 2017.
- [43] Z. Zhang. A flexible new technique for camera calibration. *IEEE Transactions on Pattern Analysis and Machine Intelligence*, 22(11):1330–1334, Nov 2000.
- [44] Zheng Zhang, Zhihui Lai, Yong Xu, Ling Shao, Jian Wu, and Guosen Xie. Discriminative elastic-net regularized linear regression. *IEEE Transactions on Image Processing*, 26(3):1466–1481, 2017.
- [45] Zheng Zhang, Yong Xu, Ling Shao, and Jian Yang. Discriminative block-diagonal representation learning for image recognition. *IEEE Transactions on Neural Networks*, 29(7):3111–3125, 2018.
- [46] Handong Zhao, Zhengming Ding, and Yun Fu. Multi-view clustering via deep matrix factorization. In *Proceedings of the Thirty-First AAAI Conference on Artificial Intelligence*, pages 2921–2927. AAAI Press, 2017.
- [47] Jing Zhao, Xijiong Xie, Xin Xu, and Shiliang Sun. Multi-view learn-

ing overview: Recent progress and new challenges. *Information Fusion*, 38:43–54, 2017.

- [48] Yinqiang Zheng, Guangcan Liu, Shigeki Sugimoto, Shuicheng Yan, and Masatoshi Okutomi. Practical low-rank matrix approximation under robust l_1 -norm. In *2012 IEEE Conference on Computer Vision and Pattern Recognition*, pages 1410–1417. IEEE, 2012.
- [49] Xiaofeng Zhu, Shichao Zhang, Rongyao Hu, Wei He, Cong Lei, and Pengfei Zhu. One-step multi-view spectral clustering. *IEEE Transactions on Knowledge and Data Engineering*, 2018.