

Cyber-Risks in Paper Voting

David M. Sommer
ETH Zurich

Moritz Schneider
ETH Zurich

Jannik Gut
ETH Zurich

Srdjan Čapkun
ETH Zurich

October 2020

Abstract

Paper ballot voting with its fully-reviewable paper-trail is usually considered as more secure than their e-voting counterparts, given the large number of recent incidents. In this work, we explore the security of paper voting and show that paper voting, as it is implemented today, is surprisingly vulnerable to cyber-attacks. In particular, the aggregation methods of preliminary voting results of various countries rely on insecure communication channels like telephone, fax or non-secure e-mail. Furthermore, regulations typically do not mandate the use of secure channels for the transmission of preliminary results. We illustrate that preliminary results, despite their temporary nature, may have a severe impact on real-world decisions during the 3 to 30 days window until the final results are declared. An attacker exploiting this discrepancy can, e.g., benefit from stock market manipulation or call into question the legitimacy of the elections. This work investigates the cyber-risks in paper voting in a systematic manner by reviewing procedures in several countries (Estonia, France, Germany, the United Kingdom, and the United States of America) and through a comprehensive case-study of Switzerland. We examine the transmission systems currently in use through inquiries from election officials. Moreover, we illustrate the feasibility of attacks by analyzing the frequent historical discrepancies between preliminary and final results. Considering our results and recent reports about easily modifiable preliminary results in Germany and the Netherlands, we conjecture similar weaknesses in other countries as well.

1 Introduction

In most modern nations, the democratic process of electing representatives and deciding on critical matters directly is essential. Some countries only conduct elections, while others hold regular referendums as well. The usually employed paper-based voting schemes, where voters cast their paper ballots at local voting stations, produce a verifiable paper-trail — and are therefore commonly

perceived as secure. The validity and integrity of paper voting has been studied extensively [2, 30, 37, 59, 49]. As the procedure from printing ballots, to collecting and counting, and finally, to the transmission of results is slow, cumbersome and prone to errors [31], and with the increasing complexity of ballot propositions, interest has shifted to voting machines and internet-voting. However, the security of e-voting systems has been continuously challenged [3, 27, 28]. Most effective attacks allowed modification of votes and compromise of the vote-counting process. The classic paper ballot voting, while being much slower, is therefore still seen as a reliable alternative and perceived as more trustworthy than its electronic counterparts.

Paper voting has been conducted for multiple decades, and robust systems have been established, mostly based on a decentralized vote casting and counting infrastructure. Usually, a local result is determined at a local voting office, followed by a paper report containing the exact counts that is hand-signed by the responsible official(s). These local results are then sent to the central office, where the final results are calculated. The communication of local results and/or ballots to the central office (typically via mail or dedicated transport), subsequent counting, and result validation can be slow and can take, depending on the country between 3 and 30 days. Due to this time-consuming process, most countries also allow preliminary results to be published, typically by transmitting local results using faster and unauthenticated communication channels (e.g., telephone, fax, email).

Recent reports in Germany [40] and the Netherlands [38] highlight negligent security engineering in widely used vote counting and aggregation software for preliminary results. We add to this discussion by systematically reviewing the paper voting process across several countries and investigating the problems that arise at the intersection of paper voting and digital transmission of its result. We show that, in several countries, the aggregation of preliminary results heavily depend on common computer technologies and is therefore exposed to a wide range of cyberattacks, possibly as much as e-voting.

Interestingly, the regulations in the countries considered in this work do not require that authenticity or integrity of preliminary voting results is protected (e.g., [13, 36, 39, 56]). We examine these issues in Switzerland because it provides a vibrant democracy [8] with around ten referendums per year, where the citizens decide directly about constitutional changes and controversial laws. In Switzerland, official preliminary results are published the same day the polls close, whereas the final results follow around 10 days later. Our study shows that the binary outcome of close national decisions can be flipped by changing the outcome of only a few municipalities, and that the normal error-fluctuations in vote-counting are sufficiently large to facilitate flipping-attacks.

In addition to naively tampering with the preliminary reports sent by voting stations, we introduce two new attacks: delaying reports and front-running real reports with fraudulent ones. The impact of these attack vectors may be smaller than report modification, but they are harder to mitigate.

It might seem that attacks on preliminary results are not so severe since these modifications will be corrected when the final results are published (i.e.,

when the correct results arrive via dedicated physical channels). We show, however, that this integrity time-gap between incorrect preliminary and correct final results can be damaging. It can be used for stock market manipulation, fraud, reduce the confidence in the government and democratic processes, or to delegitimize elected governments and referendum results. Most people are not aware of the official but much slower paper-trail and perceive the preliminary results as the final ones.

The immediate decay of the British Pound after the first interim result of the Brexit referendum [57] or the risky German federal election in 2017 (see Section 5.2) highlights the severe impact that preliminary results have on trade markets and political decisions. Therefore, our work shows the necessity to protect not only the final results but also the electronically transmitted preliminary results in today’s fast-paced world.

Contributions.

- This work reviews typical paper voting mechanisms, focusing on the aggregation of votes in several countries: Estonia, France, Germany, the United Kingdom, and the United States of America.
- We introduce two new attack vectors to tamper with preliminary results, front-running and delaying reports, and illustrate their feasibility.
- In the case study about Switzerland, we present an exhaustive survey on the transmission systems in use, acquired from the responsible chancelleries by interview. We compare preliminary results published in news-articles to the official final results over a ten years period, and show frequent accumulation discrepancies that are sufficiently large to hide our proposed attacks.
- We show the real world impact of fraudulent preliminary results with, e.g., the pound exchange rate after Brexit.

2 Understanding Paper Voting

Paper voting is the dominant voting mechanism used throughout most democratic countries. As its name indicates, paper voting relies on paper ballots, submitted by the voters either at the polling station or via mail. The counting and the transmission of results are then entirely performed on paper. The advantages are apparent: the results can be confirmed by verifying the physical paper trail. We review typical procedures based on laws and regulations from Estonia, France, Germany, the Netherlands, the United Kingdom, the United States of America, and Switzerland.

There are usually four stages of a vote that result in the final decision of the voters: the voting (ballot casting), counting, transmission, and accumulation. In the following, we will elaborate on these steps in a typical democracy.

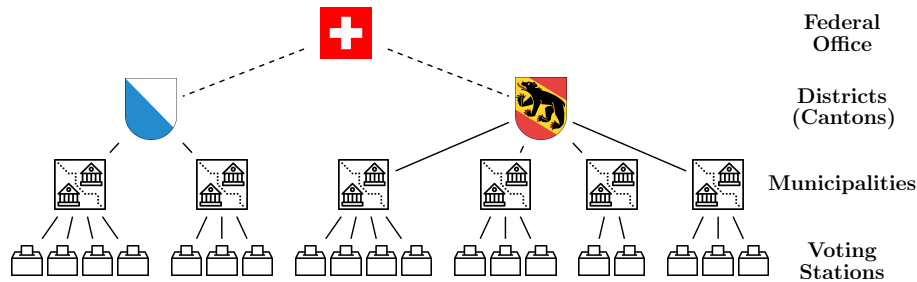


Figure 1: Simplified vote aggregation infrastructure with Swiss hierarchical levels (districts are called 'cantons' in Switzerland). Similar accumulation structures are used in most countries.

Voting. Voting in a paper-based voting scheme is usually conducted by filling out a paper ballot. Some ballots provide only simple options, e.g., yes and no, while others offer many choices and even write-ins to specify the name of the preferred candidate. The procedure of handing in ballots can widely differ between voting schemes. There are countries like France where any voter needs to physically go to a voting station, fill out the voting card, and drop it into a ballot box [39], while other countries like the United Kingdom [56], Germany [13], and some states in the US additionally also allow postal voting. Recently some nations have started to use machine voting, where the vote is entered into a machine that produces a count in the end. Some variants of machine voting do not provide any paper trail, and therefore, do not allow for a manual recount. However, many voting machines produce a paper trail as well as a receipt to the voter to verify their vote was cast correctly. Nevertheless, these machines have been continuously proven to be insecure [27, 3, 28], allowing the attackers to modify the vote counts.

Counting. In a paper ballot system, the votes must be manually counted by officials. Before opening the ballot boxes, unused ballots must usually be removed from the premise to reduce possible mistakes. Only then the ballot boxes are opened. Typically, the ballots are first ordered to the respective decision, e.g., into *yes* and *no* piles, and then counted manually (in some cases more than once). In the end, the counts are validated, e.g., by summing all votes and comparing it to the total number of ballots in the ballot box. Finally, all counts of the various ballot boxes of one voting station are accumulated, and a report with the results is compiled. The report, with all irregularities attached, is hand-signed by the supervising official(s).

Transmission. After the counting, the report must be transmitted to the superior instance as shown in Figure 1. Every office waits until it has received all results from its subordinates until it will issue another report summarizing all the results. This procedure continues until the highest office is reached – national in some cases, regional in others. Note that this is a lengthy process since

a single straggler can cause significant delays. In today’s interconnected world, however, people want much faster results, which are transmitted electronically (cf. Section 2.2).

Accumulation. Once all the reports have reached the final office, the signatures are verified, and the results are accumulated. After that, the results are published, but they are not official yet; some time is typically allowed for objections and requests for recounts before the decision is final.

2.1 Elections vs. Referendums

Most countries support two kinds of popular votes: elections to select representatives and referendums to decide on critical issues. Elections usually have multiple candidates to choose and sometimes also allow write-ins, to vote for a person that does not appear on the ballot. A referendum, on the other hand, usually only allows two answers: yes and no. There are some countries where additional choices are also available, but mostly referendums require clear binary decisions for critical issues (e.g., Brexit [57]).

Referendums and elections can be held for all levels of the hierarchy shown in Figure 1, e.g., for the election of the city council, the national parliament, or a referendum on joining the European Union. Depending on the hierarchy level, more votes must be transmitted and accumulated over more levels, leading to larger delays before the result is final. As representatives are usually elected for and within a district, there is no need for the federal office to accumulate all counts, while for a referendum it is – indicated by the dashed lines in Figure 1. An exception is, for example, the nation-wide elected president of France, who is elected by popular majority across all eligible voters in France.

2.2 Cyber in Paper Voting

Paper voting promises purely paper-based procedures. However, recent demand for faster notification has led to several electronic component-replacements. In most reviewed countries, the results from voting stations are transmitted not only via postal mail but also using electronic communication channels (e.g., E-Mail, telephone, or specialized software). The results from such an electronic channel are not regarded as final; nevertheless, they are forwarded and accumulated to form *official preliminary results*. Compared to final results, counting officials do not await all results of their subordinates before sending them on to the next office. After only basic feasibility checks, preliminary results are immediately forwarded and published by the highest offices (e.g., by the voting commission). News agencies use this information just hours after the polls close.

Exit polls provide even earlier projections: voters are asked for their decision after they have cast their vote. Exit polls cannot provide accurate estimations of the outcome since voters can refuse to participate in the survey leading to statistical uncertainty. However, the results of exit polls can be used for forecasts before the polls close. Similarly to preliminary results, exit polling data

is usually transmitted electronically to a central entity that accumulates the results and publishes projections. Exit polls are typically conducted by private companies, in contrast to the official preliminary results.

Unlike exit polls, which tend to be unreliable, preliminary (complete) results are typically accepted and perceived as final by the public. Adversarial modification of the preliminary results can therefore have a significant impact.

2.3 Regulations on Accumulation of Preliminary Results

The regulations on the transmission of (preliminary) results vary widely across the reviewed countries. In Germany, Switzerland, and Austria, the election laws stipulate how preliminary results must be collected and transmitted as fast as possible [13, 18]. However, they do not require any integrity or authenticity guarantee for the transmitted report. France, Estonia, and the United Kingdom do not define preliminary results in their laws at all. There, the local results must be publicly proclaimed in the voting station after the count is finished [39, 56, 36], where private companies collect the results and provide the public with preliminary results and projections. In the United States, the individual states deploy different mechanisms; some specify the transmission of preliminary results while others rely on private companies. In general, no election law (that we studied) requires any guarantee regarding the integrity or authenticity of electronically transmitted results. Recently, some agencies have started publishing guidelines for electronic communication in paper voting systems, e.g., in the United States of America [58]. However, our inquiries to various election offices indicate that said recommendations are far from being implemented.

3 Attacks on Preliminary Results

In this section, we investigate the regulations on the transmission of *preliminary* results in paper voting and highlight various attack vectors on the insecure communication channels. We stress that once the paper trail arrives, the fraudulent preliminary results will be corrected. Nevertheless, preliminary results can exhibit a lot of influence on the world. While many countries have strong regulations on the paper-trail of an election to prevent tampering with the final result, preliminary results are often not as strictly governed. However, preliminary results are becoming increasingly significant, and they lead to extensive political and economic consequences. We stress that the problem of authenticity has been mitigated for many years with secure channels [16, 32], but in practice, many countries are still vulnerable to attacks on their digital communication of election results.

Recent reports in Germany [40] and the Netherlands [38] highlight the vulnerable systems in place today. In the Netherlands, all results were transmitted entirely electronically without a paper trail unless someone objects the result. In Germany, only the preliminary results could be manipulated since the paper

trail is always sent via paper mail. However, the Chaos Computer Club demonstrated how preliminary results for roughly half of the electors of Germany could have been manipulated due to grossly negligent software practices [40].

3.1 Attack Vectors

In this work, we only investigate attacks on preliminary results. While final results may be influenced by, e.g., bribing officials, we do not consider such attacks. We assume that election officials count and transmit votes correctly. Therefore, the final result based on the paper-trail is trusted. Exit polls and preliminary results, however, are transmitted over electronic channels (e.g., VoIP or email) that can be manipulated. There are various types of communication channels used around the world, and we will discuss several attack vectors that might or might not apply to the respectively chosen channel. In certain cases, only a single municipality that still relies on insecure communication, if altered, can change close preliminary results of a national election or referendum (cf. Section 5). Note that these manipulations must be performed blindly, i.e., an adversary does not know how close an election or a referendum will be or even what the final outcome will be. Nevertheless, blind attacks could still lead to manipulated preliminary results.

Tampering with Reports. Modifying the in-flight preliminary results is the most naive attack vector. Converting a few percents of votes in the report of a single municipality can easily lead to a swing in the national preliminary result. For example, swapping the yes and no vote-counts in the preliminary report will lead to an incorrect total preliminary result. The modification will be discovered as soon as the paper trail is processed (or an official notices the mistakes), but until then, the public will accept the fraudulent result. The adoption of an authenticated and integrity protected communication channel would prevent any modification. However, our case study in Section 4 shows that many constituencies use traditional communication means, such as telephone and email, and do not employ appropriate security mechanisms.

Delaying Reports. Any attacker that controls any critical part of the communication channel (e.g., mail server, internet router, etc.) can delay any transmission of a preliminary report. The delaying attack becomes even stronger if the adversary is able to learn the delayed results and abuses this knowledge for individual profit. Even without knowing the result, one can delay results from a constituency where there is a strong expectation for a specific outcome. As an example, an adversary learns from polls that cities are strongly against a specific proposal while rural areas support it. Delaying the results from cities change the preliminary totals to dip temporarily in a chosen direction. Analysts will potentially warn that the results from cities did not arrive yet, but the public perception might already be affected. We stress that the delaying attack works for various communication channels, and even secure channels are vulnerable.

Front-Running with Fake Reports. While a specific voting office is still counting, a real-looking but maliciously forged preliminary report could be sent to the accumulating office before the actual report. If it is accepted as valid, the central accumulating office will take the fraudulent preliminary results and forward them to the next higher instance. When the real preliminary results arrive, the error will most likely be detected and corrected, but the damage is already inflicted. The time during which the fraudulent results are considered as correct might be minimal, but the attacker knows that these results are fake, and can, therefore, adjust his strategy to profit from the incident (cf. Section 5). Note that the communication channel must allow arbitrarily forged messages for the front-running attack to work.

3.2 Feasibility of Attacks

The feasibility of attacks depends significantly on the infrastructure and protocols in use. Nonetheless, a single, not explicitly involved person is usually in complete control of the communication infrastructure, and could potentially tamper with the accumulation process. If, for example, the preliminary results are transmitted via common email, an operator of any email server involved can drop and forge messages arbitrarily. The same is valid for telephone or Internet providers. A simple denial of service attack can facilitate a delaying attack: Delaying the reports by shutting down the communication channels for a few minutes might be enough to leverage financial gain. Front-running does not even require the ability to tamper with the communication channels. Knowledge about the format of vote-count reports and simple spoofing techniques are sufficient to preempt real reports.

Many more sophisticated solutions suffer similar weaknesses [11]. WhatsApp [60], for example, is end-to-end encrypted, meaning its servers cannot read user-exchanged messages. In the case of a man-in-the-middle impersonation attack, users only see an innocent “security code has changed” message [29, 25]. However, the same message is also displayed for legitimate reasons, e.g., when a user re-installs WhatsApp or buys a new phone. To rule out an impersonation attack and reestablish confidentiality, electoral officials would once more need to compare their encryption-keys via an out-of-band channel. Such an impersonation attack could, for example, be run by a sufficiently privileged WhatsApp employee.

Avoiding such attacks is non-trivial. While tampering with multiple communication channels parallel increases the difficulty, it usually boils down to run the before-mentioned attacks simultaneously. Moreover, next to a technical solution, electoral officials also require specialized training to detect and handle a potentially malicious actor.

4 Case Study: Switzerland

We have chosen Switzerland for our case study, a direct democracy where the people decide on policies directly with 5.3M citizens eligible to vote [50], as it has a flexible election and referendum mechanism with around ten distinct referendums per year. The constitution can only be changed if the majority of the eligible voters accept the change in a nation-wide referendum, called *people's initiative*. Similar mechanisms are in place to object laws passed by the two legislative chambers of Switzerland. In this study, both cases are subsumed under the term *referendum*.

Politically, the Swiss federation consists out of 26 states, so-called *cantons*. These are politically autonomous, and the organization of elections and referendums lies within their sovereignty. Each canton has its own way of conducting and transmitting voting results, and there is no significant effort to unify these systems. Table 1a summarizes the cantons of Switzerland, including the number of eligible voters.

In federal elections, voters elect representatives for every canton individually. As there is no need for an accumulation of votes on a federal level, the impact of manipulated preliminary results of elections is limited to the canton's representatives. Nation-wide referendums, however, are aggregated on the federal level, and a tiny change in the outcome of one canton can flip the result of close referendums completely. Any change in the federal constitution requires two majorities to pass: the popular majority of all votes of every participating citizen, and the majority of the cantons. The latter is composed of a vote per canton, 23 votes in total¹, where each vote is cast by the popular majority in each canton. A referendum may win the popular majority due to an advantage in the highly populated cantons but fail to reach cantonal majority as many smaller cantons reject the referendum. With country-side cantons usually having fewer inhabitants, this leads to a balance between the densely populated urban cantons and more sparsely populated rural areas.

4.1 Transmission Systems

The final results of the vote are obtained by written paper-protocols that are signed by multiple members of each voting station, usually members of several political parties, and then sent by postal services to the next instance. The first accumulation of the paper report results usually takes 3-5 days, at most 13 days, followed by an objection period of 3 days [15]. Simultaneous to these final results, there is an official accumulation of preliminary results, which are usually published on the day the vote takes place.

On a federal level, current laws and regulations only specify that preliminary results must be published and that the transmission method must be

¹Due to historic reasons, there are 6 cantons with only half a vote, casting together 3 of these 23 votes.

either fax, phone, or teleprinter [18, 19]². As the law dates back to 1997, it does not consider the Internet appropriately; nevertheless, Internet-based communication methods (e.g., email) are used in practice as well. In accordance, the cantonal regulations mostly follow the federal ones except for some small adjustments: For example, the cantons of Appenzell-Innerrhoden and Glarus require the transmission of the results over an additional channel [23, 34], and the canton of Graubünden limits the communication to phone only [24].

In practice, every canton provides its own solution to transmit and collect the preliminary vote-counts after the counting is finished. The involved technologies were inquired from each of the chancelleries individually by mail, phone, or personal interview, and in a few cases online-resources [6, 22], and are presented in Table 1b. In essence, the preliminary results are often transmitted using several known-to-be-weak transmission methods like email, telephone, and fax, which in their common form do not provide message authentication or integrity mechanisms. Many cantons apply individual dedicated software for voting results transmission, which have not passed a public security review. Given that 8 different dedicated software solutions are in use throughout Switzerland, the potential attack surface is rather large. Following the preliminary publication of our report, the chancellery of canton St. Gallen conducted their own survey on cantonal transmission systems, confirming our results [44].

4.2 Historic Discrepancies

We analyzed historical discrepancies in all 84 referendums of Switzerland in the last ten years, from 27th Sept. 2009 until 19th May 2019 (from referendum No. 543 to No. 626). We collected preliminary results from newspaper articles from the next day, and the final results from the official report by the federal office of statistics. Remarkably, not a single preliminary result was without deviations. However, we believe all of these inconsistencies originate from human errors and not from attacks.

The maximum relative deviation of each canton for a single referendum is shown in Table 1c. Note that the entries in Table 1c are not correlated: the referendum with the maximum discrepancy for the canton Jura might be a different referendum than the one for Bern. Single cantons show a deviation of up to 2.72%: The canton of Vaud erred once in 3974 counts. While the federal average discrepancy over the ten years is 0.03%, the average over the maximum cantonal discrepancy per referendum is 0.43%. These deviations are already larger than yes-no gaps of several close referendums. Additionally, we noted that discrepancies usually balance themselves, e.g., canton of Jura might make a mistake in one direction and canton of Bern in the other. However, if these mistakes coincide, there might even be a more significant discrepancy on the federal level.

In one case, the referendum from 22nd Nov. 2013 on the objection to the new law on epidemics, the final results in the canton of Geneva deviated by

²Since the first publication of this work, this law has been updated to *transmit preliminary results in electronic form* (valid in law since July 2019).

Canton	Eligible Voters in 2019 [50]	Transmission		Largest Discrepancy		
		Election	Referendum	Votes	Total	Percent
Aargau	414 745	Sitrox[48]	Sitrox[48]	1 090	131 179	0.83%
Appenzell Ausserrhoden	38 498	✉ and 📠	✉ and 📠	0	16 466	0.00%
Appenzell Innerrhoden	11 565	✉ or ☎	✉ or ☎	0	3 800	0.00%
Basel-Landschaft	187 863	✉	☎	206	81 622	0.25%
Basel-Stadt	113 717	✉	✉	2	53 918	0.00%
Bern	729 203	Bewas[4]	Bewas[4]	1 605	316 539	0.51%
Fribourg	196 027	SyGEV[55]	SyGEV[55]	1 230	82 176	1.50%
Genève	248 915	☎	☎	142	108 651	0.13%
Glarus	26 268	Sesam[47]	✉ and ☎	19	9 040	0.21%
Graubünden	137 126	Sesam[47]	Sesam[47]	690	58 784	1.17%
Jura	51 936	☎	☎	548	20 178	2.72%
Luzern	271 143	☎	Sesam[47]	276	112 269	0.25%
Neuchâtel	111 304	SyGEV[55]	SyGEV[55]	891	46 970	1.90%
Nidwalden	30 810	Sesam[47]	Sesam[47]	100	10 915	0.92%
Obwalden	26 244	Sesam[47]	Sesam[47]	0	9 661	0.00%
Schaffhausen	51 036	✉ or ☎ or 📠	✉ or ☎ or 📠	50	26 625	0.19%
Schwyz	102 145	Wabsti[1]	Wabsti[1]	0	37 313	0.00%
Solothurn	177 292	Wabsti[1]	Wabsti[1]	1 076	92 400	1.16%
St. Gallen	317 969	Wabsti[1]	Wabsti[1]	1 012	162 996	0.62%
Thurgau	206 118	Wabsti[1]	Wabsti[1]	570	71 626	0.80%
Ticino	218 580	Votel[35]	Votel[35]	886	84 892	1.04%
Uri	31 928	☎ and Sesam[47]	☎ and Sesam[47]	104	9 583	1.09%
Valais	216 041	AdminVotel[17]	AdminVotel[17]	1 232	118 091	1.04%
Vaud	428 569	Votelec[10]	Votelec[10]	3 974	177 616	2.24%
Zug	74 803	Wabsti[1]	✉	0	34 444	0.00%
Zürich	907 623	Wabsti[1]	Wabsti[1]	1 400	498 786	0.28%
Switzerland	5 283 556	Sedex[22]	Sedex[22]	3 843	2 039 548	0.19%

(a)

(b)

(c)

Table 1: **(a)** The different cantons of Switzerland with the number of eligible voters in 2019, extended by the total of Switzerland in the last row. **(b)** The voting transmission mechanisms for preliminary results from municipalities to cantons in Switzerland as of January 2019. The last row indicates the transmission mechanism which is used from the cantonal chancelleries to the federal chancellery. Note that there are 11 different transmission systems leading to a large attack surface. **(c)** The largest discrepancy of counted votes between the preliminary and final results compared to the total number of votes per canton for referendums held from Sept. 2009 to May 2019, 84 referendums in total. Note that the maximal discrepancies of each canton might have occurred in different referendums. **Legend:** Fax (📠), Email (✉), Telephone (☎), either one (or), or both simultaneously (and).

41% (44'821 of 109'433 totally cast votes) from the preliminary results. Eight months after, the final result was corrected, finally only differing by 18 votes from the initial preliminary results [41]. The overall outcome, however, did not change; neither in the canton of Geneva nor on the federal level.

4.3 Examples of Vulnerable Referendums

As illustrated previously, maliciously manipulating the result from a few municipalities by a few negligible percentage points is feasible. This section presents two historical examples of nation-wide referendums which were close enough to flip the outcome. We stress that the proposed attacks on these referendums are fictional and, to the best of our knowledge, did not occur. Note that in these scenarios we consider an all-knowing attacker who already knows the outcome before the referendum. Therefore, the manipulations can be hand-tailored to change to final decision. In reality, the adversary would have to mount such attacks blindly and would potentially have to overshoot with the manipulations. Although there are severe security risks in the transmission infrastructure, we do not consider the system in Switzerland to be at imminent risk of large manipulations. For close referendums however, attacks stay feasible.

Attack on Popular Majority. This attack takes place during the vote on the “Bundesgesetzes über Radio und Fernsehen (RTVG)” (law on radio and television) from 26th September 2014 [43]. It was accepted by the popular majority with 1,128,522 to 1,124,873 votes. Since this referendum only proposed changes in the law but not the constitution, the majority of cantons was not required. To flip the vote to acceptance, an attacker would need to change only 1825 votes. We change those votes in the canton Basel-Landschaft (BL) since it is relatively large and uses e-mail to transmit preliminary voting results. Without an attacker’s action, the referendum in BL was rejected with 54.2% *no*-votes. In the case of manipulation, the vote would have been rejected as well, but now with 56.5%. With these minor shifts, the outcome of the federal referendum would have been flipped.

Attack on Cantonal Majority. The second attack aims to flip the cantonal majority. We target the referendum on family support from 3rd March 2013 [42]. The popular majority was achieved with a 54.3% yes votes on the federal level. However, only 10 out of 23 cantons voted to accept the referendum. To swing the result, the decision of two cantons would be needed to flip. We choose to attack the cantons Graubünden and Zug. In the canton of Graubünden the referendum was rejected with 36,130 against 37,920 and in Zug with 17,703 against 19,570. In total, an attacker would have needed to flip half of the difference in each canton, 895 in Graubünden and 687 in Zug, totaling to 1582 votes.

4.4 Methodology

The various transmission methods used throughout Switzerland were inquired from each of the chancelleries individually by mail, phone, or personal interview,

and in a few cases online-resources [6, 22]. The historic preliminary results were gathered from newspaper articles on the day after, namely Tagesanzeiger and Neue Zürcher Zeitung which get their data from Keystone-SDA. The historic final results come from the official reports by the federal office of statistics.

5 Impact of Preliminary Results

During our investigations, many state officials claimed that a modification attack on preliminary voting results does not matter — arguing that only the official accumulation of the hand-signed paper reports count. However, we conjecture that the public perceives this differently: In many cases, the preliminary results are regarded as final, usually due to ignorance or out of experience that there was never any significant discrepancy. While from a formal-law viewpoint negligible, there are extensive decisions taken based on these preliminary results – for example, reacting stock markets or foreign currency exchange rates, induced long-term political decisions that are taken before the results are final, or high-frequency trading that reacts immediately on very recent information. In the case of tampered preliminary results, significant harm may already have occurred, even if the fraud will be detected one or two days later. Moreover, the confidence in the voting process might suffer, which can lead to lowered trust in the democracy in general. Financial decisions based on false knowledge may bring significant loss, and far-reaching decisions might require a revocation. We will highlight three examples where preliminary results correlated significantly with economic reactions and political events hours or days before the final results were published.

5.1 Market Insecurity after Brexit

Our first example is the decay of the exchange rate of British pounds to US-Dollar in the night of the 23rd to 24th June 2016. On that day, the ballots were counted on the referendum whether the United Kingdom shall invoke article 50 of the Treaty of the European Union – which would start a lengthy process towards UK’s exit from the European Union [57] – commonly referred to as *Brexit*. The referendum was finally accepted with a majority of 51.9% [53].

While the impact of the referendum on the British Pound was discussed the days before the Brexit referendum, in the night the votes were counted and the preliminary results were piece-wise published, the GBP/USD exchange rate fell to a historic low. Figure 2 illustrates the development. The polls closed at 22:00 followed by a slight raise of the exchange rate. After the first election office (Sunderland) announced its result (EU leave), the exchange rate fell immediately, eventually reaching the lowest point since 1985. The next morning, 8:15am at 24th June 2016, the prime minister of the United Kingdom spoke to the public announcing the final results[54]. The market stabilized again, but the exchange rate was still over 8% lower than the day before. Another fist publication might have impacted the market differently.

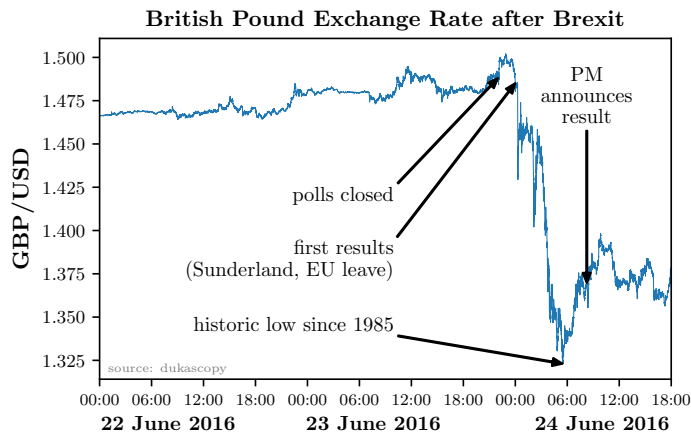


Figure 2: The currency exchange rate of British Pounds vs. US-Dollar around the Brexit-referendum vote. (Source: dukascopy)

5.2 Federal Elections in Germany 2017

In Germany, there exist official preliminary results that are publicly announced usually the day the polls close. The final results are provided 10 to 30 days later by the *Bundeswahlleiter* (federal election director). On the 24th September 2017, the 2017 federal parliament election of Germany took place, a few weeks after the discovery of severe vulnerabilities in the vote transmission software (cf. Section 3). Preliminary results were available the same day, and the identical final result was approved 19 days later, on the 12th October 2017.

According to the preliminary results, the social democratic party of Germany (SPD) lost a significant number of seats to the new right-wing party *Alternative für Deutschland*. The SPD lost its previous advantage for the participation in the parliament’s major governing alliance. Therefore, they announced party-internal changes and stated to go into opposition already on the 24th September [45], not a day after the preliminary results were published. The next day, insecurities in the stock markets followed due to the recent change in the country’s power structure [46]. Four days after the preliminary results, the president of the United States of America, Donald J. Trump, congratulated the German Chancellor Angela Merkel for her reelection [9]. Finally, on the 9th October 2017, still several days before the results were final, the newly formed government coalition fixed the date they planned to start the negotiations about their future coalition [52].

While none of these actions were irreversible, they were all taken before the election results were final, and during the ongoing public discussion about insecure voting result transmission software (cf. Section 3). If, and this was not unlikely at that time [40], the preliminary result would have been tampered with, such an error could have left a lasting negative impression among the people of Germany.

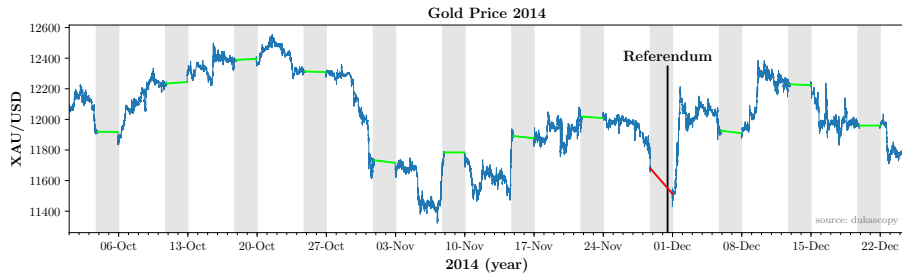


Figure 3: The price of a troy ounce of gold in US-Dollar. The market is closed on weekends (gray underlays). The price has fallen significantly over the weekend where the gold referendum of Switzerland took place, indicated by the red line. The preliminary outcome was confirmed by the final result several days later.

5.3 Vote on Gold Reserves in Switzerland

In 2014, Switzerland held a referendum whether the Swiss National Bank (SNB) is obligated to store 20% of its foreign-exchange reserves in gold. At that time, the SNB retained only 7.5% of its foreign-exchange reserves in gold and, in case of acceptance of the referendum, would have been forced to buy around 1500 metric tons of Gold (worth around 60 Billion US-Dollar) within the next three years [51]. The referendum was rejected on 30th November 2014 by a large majority; the final result followed several days later.

This referendum became a major talking point internationally. Several News outlets discussed the referendum and showed its impact on the international gold price [5]. Figure 3 pictures the exchange rate of a troy ounce of gold against US-Dollar. The exchange is closed on the weekends, hinted by the grey underlays in the figure. Usually, the exchange market opens on Mondays with roughly at the same price as it has closed the Friday before, indicated by the horizontal green lines. In the weekend where the referendum took place, however, the markets opened with a significantly lower price, indicated by the red line. Experts attribute this decrease to the rejection of the referendum [14] whose preliminary result was published Sunday evening, days before the final one. In the case of adversarial tampering of the preliminary outcome, false investments would have followed, the gold market could have seen increased insecurity and instability, and the trust into the Swiss democracy might have suffered.

6 Recommendations

The primary issue in all attacks on preliminary voting reports is the missing authenticity and integrity of the reports transmitted; the broadly used email or telephone do not provide these properties in their common form. In this section, we show how simple already existing technology can be used to mitigate the previously mentioned attacks. First, all communication channels need to

guarantee authenticity and integrity, and second, keys must be handled securely, e.g., with smartcards.

For the transmission of preliminary voting results, signing the report to allow for subsequent verification must be mandatory. Moreover, each preliminary report needs to be uniquely attributed to a specific election and, in the case of intermediate result publications, contain a monotonic counted number to avoid replay attacks. Existing systems such as PGP [21] already satisfy these requirements and are widely adopted.

Such technologies rely on asymmetric encryption to verify the origin of messages based on a public key. If every vote-counting and aggregation entity holds an individual private key to sign its voting-reports, then the validity of any report can be verified using the corresponding public certificate. However, the distribution of such trusted certificates is not trivial. Public Key Infrastructure (PKI) [12] is a perfect fit for the hierarchical structures in a typical country: The federal office could provide the root certificate and sign the certificates of the subordinate districts, who would then, in turn, sign the certificates of their municipalities. As long as the report is signed by a key belonging to the correct certificate, its authenticity can be validated via the chain of certificates, eventually reaching the trusted root certificate of the federal office. Many countries have already rolled out a PKI to secure their internal communication [7, 20].

The private keys belonging to the certificates are critical, as they allow an adversary to forge signatures on fraudulent reports. Additionally, any lost or compromised key must be revoked as soon as possible. In order to protect the private keys from leaking, a country could make use of technologies such as smartcards [33], which encapsulate a private key in a credit-card like physical device and thereby making key extraction difficult [26]. The adversary needs to steal the smartcard to sign fraudulent reports, and a missing smartcard is detected quickly. Moreover, manipulating an election or referendum on a large scale would require several cards.

7 Conclusion

This work examines the non-negligible time-gap between preliminary and final results of paper-based voting mechanisms across several countries. In most countries, the final results of elections and referendums are determined based on written and hand-signed paper-reports of the local results of each individual voting office, which are sent (by postal services) to the next higher aggregation office up to the topmost level that publishes the final result. As this process usually takes several days, faster aggregation systems for preliminary results have emerged, which use insufficiently secured digital transmission systems for preliminary voting results. As a result, the preliminary outcome of elections and referendums can be modified by an adversary. While such tampering is unlikely to succeed for one-sided referendums or elections, very close decisions can be flipped by a small distortion of a regional result. Our case-study of Switzerland highlights several potentially vulnerable referendums, and given the

reports about the software vulnerabilities of aggregation systems in Germany and the Netherlands, we conjecture similar issues in many other countries as well. While tampering with preliminary results should be discovered at the latest when aggregating the final results, we have investigated the substantial impact of modified preliminary results with several examples. In the case of the marginal Brexit referendum – 51.9% voted for leaving the EU – the value of the British Pound crashed after the publication of the first preliminary result. In contrast, the market might have reacted differently if the first result would have proclaimed “EU stay.”

References

- [1] abraxas Informatik AG. Wahlen – Lösung für Wahlen und Abstimmungen. <https://www.abraxas.ch/de/loesungen/fachanwendungen/wahlen>, 2019.
- [2] Diego F Aranha, Helder Ribeiro, and André Luis Ogando Paraense. Crowdsourced integrity verification of election results. *Annals of Telecommunications*, 71(7-8):287–297, 2016.
- [3] Jonathan Bannet, David W Price, Algis Rudys, Justin Singer, and Dan S Wallach. Hack-a-vote: Security issues with electronic voting systems. *IEEE Security & Privacy*, 2(1):32–37, 2004.
- [4] Bedag Informatik AG. Bedag-Wahlösung BEWAS erfolgreich in den Gemeinden gestartet. https://www.bedag.ch/wAssets/docs/Aktuell/Medienmitteilungen/Medienmitteilung_17.12.2018_BEWAS.pdf, 2018.
- [5] Mike Bird. The Swiss Gold Referendum Was Just a Storm in a Teacup. *Kitco*, December 2014.
- [6] Bundesamt fuer Statistik. sedex, 2019.
- [7] Bundesamt für Informatik und Telekommunikation BIT. Swiss Government PKI. Technical report, Bundesamt für Informatik und Telekommunikation BIT, 2016.
- [8] Bundesamt für Statistik (Switzerland). Eidgenössische Volksabstimmungen: detaillierte Ergebnisse. <https://www.bfs.admin.ch/bfs/de/home/statistiken/politik/abstimmungen.assetdetail.8126483.html>, may 2019.
- [9] Bundeskanzlei. Trump gratuliert Merkel zum Ergebnis der Bundestagswahl. *Die Zeit*, September 2017.
- [10] Canton de Vaud. VoteElec. <https://www.elections.vd.ch/votelec/MainFRAMESET.htm>, 2012.

- [11] Dylan Clarke and Syed Taha Ali. End to end security is not enough. In Frank Stajano, Jonathan Anderson, Bruce Christianson, and Vashek Matyáš, editors, *Security Protocols XXV*, pages 260–267, Cham, 2017. Springer International Publishing.
- [12] David Cooper, Stefan Santesson, Stephen Farrell, Sharon Boeyen, Russell Housley, and William Polk. Internet X. 509 public key infrastructure certificate and certificate revocation list (CRL) profile, 2008.
- [13] Deutschland. Bundeswahlordnung, June 2017.
- [14] Mona Dhole. Gold price drops as swiss vote no. *InvestmentEurope*, December 2014.
- [15] Die Bundesversammlung der Schweizerischen Eidgenossenschaft. Bundesgesetz über die politischen Rechte, 2015.
- [16] Whitfield Diffie and Martin Hellman. New directions in cryptography. *IEEE transactions on Information Theory*, 22(6):644–654, 1976.
- [17] Etat du Valais. Login adminVote1. <https://adminvote1.vs.ch>, 2019.
- [18] Federal Assembly of the Swiss Confederation. Federal Act on Political Rights, 2015.
- [19] Federal Council (of Switzerland). Verordnung über die politischen Rechte, 1997.
- [20] Federal Office of Information Security, Germany. Public Key Infrastructures (PKIs). https://www.bsi.bund.de/EN/Topics/ElectrIDDdocuments/securPKI/pki_node.html.
- [21] Simson Garfinkel. *PGP: pretty good privacy*. O’Reilly Media, Inc., 1995.
- [22] Michel Gentile. *sedex Betriebs-/Integrationshandbuch*. sedex.
- [23] Grosser Rat des Kantons AI. Verordnung über die Urnenabstimmung, 2017.
- [24] Grosser Rat des Kantons GR. Verordnung ueber die politischen Rechte, 2005.
- [25] The Guardian. Whatsapp design feature means some encrypted messages could be read by third party, 2017.
- [26] Paul Kocher, Joshua Jaffe, and Benjamin Jun. Differential power analysis. In *Annual International Cryptology Conference*, pages 388–397. Springer, 1999.
- [27] Sanjay Kumar and Ekta Walia. Analysis of electronic voting system in various countries. *International Journal on Computer Science and Engineering*, 3(5):1825–1830, 2011.

- [28] Leontine Loeber and Dutch Electoral Council. E-voting in the Netherlands; from general acceptance to general doubt in two years. *Electronic voting*, 131:21–30, 2008.
- [29] Natasha Lomas. Encrypted messaging platform whatsapp denies “back-door” claim, 2017.
- [30] Isbelia Martín. 2004 Venezuelan Presidential Recall Referendum (2004 PRR): A Statistical Analysis from the Point of View of Electronic Voting Data Transmissions. *Statist. Sci.*, 26(4):528–542, 2011.
- [31] Walter R. Mebane. The Wrong Man is President! Overvotes in the 2000 Presidential Election in Florida. *Perspectives on Politics*, 2(3):525–535, 2004.
- [32] Ralph C Merkle. Secure communications over insecure channels. *Communications of the ACM*, 21(4):294–299, 1978.
- [33] Wolfgang Rankl and Wolfgang Effing. *Smart card handbook*. John Wiley & Sons, 2004.
- [34] Regierungsrat (of GL). Verordnung über die politischen Rechte, 2017.
- [35] Republica e Cantone Ticino. Login per applicativo Votel. <https://www.votel.ti.ch>, 2019.
- [36] Riigikogu. Riigikogu Election Act, June 2002.
- [37] Susan King Roth. Disenfranchised by design: voting systems and the election process. *Information Design Journal*, 9(1):29–38, 1998.
- [38] Sijmen Ruwhof. How to hack the upcoming Dutch elections – and how hackers could have hacked all Dutch elections since 2009. <https://sijmen.ruwhof.net/weblog/1166-h>, January 2017.
- [39] République française. Code électoral, April 2019.
- [40] Thorsten Schröder, Linus Neumann, and Martin Tschirsich. Analyse einer Wahlsoftware. Technical report, Chaos Computer Club Deutschland, September 2017.
- [41] Schweizer Bundeskanzlei BK. BBl 2014 6129 - Bundesratsbeschluss über das Ergebnis der Volksabstimmung vom 22. September 2013. <https://www.admin.ch/opc/de/federal-gazette/2014/6129.pdf>, 2019.
- [42] Schweizer Bundesrat. Bundesratsbeschluss über das ergebnis der volksabstimmung vom 3. märz 2013. <https://www.admin.ch/opc/de/federal-gazette/2013/3129.pdf>, 2013.
- [43] Schweizer Bundesrat. Bundesratsbeschluss über das ergebnis der volksabstimmung vom 14. juni 2015. <https://www.admin.ch/opc/de/federal-gazette/2015/6313.pdf>, 2015.

- [44] Schweizerische Staatsschreiberkonferenz. Umfrage bezüglich elektronische Ergebnisermittlungssysteme. <https://www.cce-ssk.ch/de/umfrage-bezuglich-elektronische-ergebnisermittlungssysteme>.
- [45] Manuela Schwesig. Die SPD geht in die Opposition – Schulz bleibt Parteichef. *Die Zeit*, September 2017.
- [46] Markus Schön. Deutschlands Trump-Moment verunsichert Börsianer. *Manager Magazin*, September 2017.
- [47] Sesam AG. Sesam Wahlen. <https://www.sesam-ag.ch/wahlen/>, 2019.
- [48] Sitrox AG. Welcome to Sitrox. <https://www.sitrox.com/public/en>, 2019.
- [49] P. B. Stark and D. Wagner. Evidence-based elections. *IEEE Security Privacy*, 10(5):33–41, 2012.
- [50] Switzerland, Bundesamt für Statistik. Nationalratswahlen: Wahlberechtigte, Wählende, Wahlbeteiligung nach Kanton; je-d-17.02.02.04.01, January 2016.
- [51] Tagesanzeiger. Die Nationalbank müsste für 60 Milliarden Franken Gold kaufen. *Tagesanzeiger*, October 2014.
- [52] Tagesspiegel. Jamaika-Sondierungen starten am 18. Oktober. *Tagesspiegel*, September 2017.
- [53] The Electoral Commission. EU Referendum Results. <https://www.electoralcommission.org.uk/find-information-by-subject/elections-and-referendums/past-elections-and-referendums/eu-referendum/electorate-and-count-information>, June 2016.
- [54] The Government of the United Kingdom. EU referendum outcome: PM statement. <https://www.electoralcommission.org.uk/find-information-by-subject/elections-and-referendums/past-elections-and-referendums/eu-referendum/electorate-and-count-information>, June 2016.
- [55] Unisys, Chancellerie de Fribourg, SITel Fribourg. SyGEV - guide d'utilisation pour les communes. https://www.fr.ch/sites/default/files/contens/cha/_www/files/pdf98/guide_utilisation_commune_complementaire_ce_fr.pdf, 2018.
- [56] United Kingdom. Representation of the People Act 1983, February 1983.
- [57] United Kingdom Legislation. European Union Referendum Act 2015 (c. 36) , 2015.
- [58] US Election Assistance Commission. Voluntary voting system guidelines. Technical report, US Election Assistance Commission, 2015.

- [59] Hans A. von Spakovsky. Protecting the integrity of the election process. *Election Law Journal: Rules, Politics, and Policy*, 11(1):90–96, 2012.
- [60] WhatsApp. Whatsapp encryption overview, technical white paper, 2017.