

Extremely subradiant states in a periodic one-dimensional atomic array

D. F. Kornovan,^{1,*} N. V. Corzo,^{2,3} J. Laurat,² and A. S. Sheremet^{2,4,†}

¹*ITMO University, Birzhevaya liniya 14, 199034 St.-Petersburg, Russia*

²*Laboratoire Kastler Brossel, Sorbonne Université, CNRS,*

ENS-Université PSL, Collège de France, 4 place Jussieu, 75005 Paris, France

³*Centro de Investigación y de Estudios Avanzados del I.P.N. Unidad Queretaro, Libramiento Norponiente 2000, 76230 Queretaro, Mexico*

⁴*Russian Quantum Center, Novaya 100, 143025 Skolkovo, Moscow Region, Russia*

(Dated: January 28, 2020)

We study the subradiant collective states of a periodic chain of two-level atoms with either transversal or longitudinal transition dipole moments with respect to the chain axis. We show that long-lived subradiant states can be obtained for the transversal polarization by properly choosing the chain period for a given number of atoms in the case of no open diffraction channels. While not being robust against the positional disorder along the chain, these highly subradiant states have a linewidth that decreases with the number of atoms much faster than it was shown previously. In addition, our study shows that similar states are present even if there are additional interaction channels between the atoms, i.e. they interact via waveguide mode of an optical nanofiber for instance. We develop a theoretical framework allowing to describe the spectral properties of the system in terms of contributions from each collective eigenstate and we show that subradiant states manifest themselves in the transmission and reflection spectra, allowing to observe interaction-induced transparency in a very narrow spectral range. Such long-lived collective states may find potential applications in nanophotonics and quantum optics.

I. INTRODUCTION

Cooperative effects in spatially dense atomic ensembles have generated a large interest in recent years due to the significant induced modifications to the optical properties of the system [1–11]. These effects come from strong dipole-dipole interaction in a collection of quantum emitters with a sub-wavelength average separation. Recent experimental advances in trapping techniques have made it possible to create 1D [12, 13], 2D [14–17], and 3D [18, 19] spatially-ordered atomic configurations where such collective effects can play a very important role. The most prominent phenomenon is superradiance [20–24], i.e. the enhancement of the collective spontaneous emission rate that can be explained as a constructive interference between the emission pathways of N closely-located dipoles. Contrary to this effect, the subradiance [6, 25–30] is the suppression of the collective emission rate due to the destructive interference between dipoles. Being interesting due to their enhanced lifetimes, these states are, however, hard to observe experimentally because of their weak coupling to the light field and strong sensitivity to additional nonradiative decay channels. Nevertheless, such states have been observed for a pair of trapped ions [31], ultracold molecules [32] polymer nanostructures [33], atomic gases [27, 34], and thermal light sources [35].

At the same time, one-dimensional systems recently gained a special attention as a possible platform for quantum light-matter interfaces due to the strong transverse confinement of the light field and the possibility of

infinite-range atom-atom interaction [36, 37]. Such system is a versatile platform for achieving efficient light-atom coupling due to the collective nature of atomic interaction with the evanescent field of the guided mode [38]. The strong coupling of an atomic ensemble with such a nanophotonic waveguide provides opportunities to further develop the emerging field of waveguide-QED [11, 39–41], in which many remarkable results were recently demonstrated not only in the field of theoretical research [40, 43–54] but also in experiments [55–61], including observation of subradiant states [62].

From these perspectives subradiant states in quasi one-dimensional atomic chains are of interest for the development of new approaches in quantum technologies. In particular, generation of a periodic one-dimensional atomic chain in the sub-diffractive regime, where the period of the system is smaller than half of the resonant wavelength, can bring new effects that cannot be achieved in free space because of the limited mode matching between light and the atomic system [52, 53].

Optical properties of 1D systems containing a large number of scatterers were studied previously in different contexts starting from arrays of nanoparticles [63–66] to cold atoms [67, 68]. In this work, we study the subradiant effects occurring in a periodic one-dimensional atomic chain in the subwavelength regime, when the period of the system is smaller than $\lambda_0/2$, with $\lambda_0 = 2\pi c/\omega_0$ being the resonant radiation wavelength. We consider a regular 1D chain of two-level atoms coupled to a single-mode nanofiber including free-space spontaneous emission with inherent dipole-dipole coupling, as shown in Fig. 1. In order to study the effect of subradiance, we have extended the formalism developed in our previous work [50] introducing the eigenstate picture [71], and cal-

* d.kornovan@metalab.ifmo.ru

† alexandra.sheremet@lkb.upmc.fr

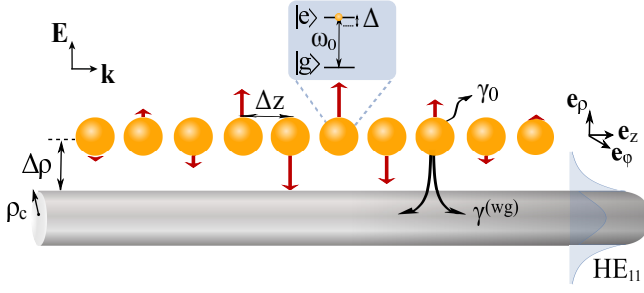


FIG. 1. Light scattering on the 1D array of two-level atoms separated by a distance Δz and trapped at a distance $\Delta \rho$ from the surface of an optical nanofiber with radius ρ_c and permittivity ϵ . The fiber radius ρ_c is less than the atomic resonant wavelength, so only the fundamental mode HE_{11} can be guided. The red arrows indicate the eigenvector components of the subradiant state for $N = 10$ atoms.

culated transmission and reflection coefficients for each eigenstate. In our theoretical formalism, we consider the full Greens tensor of the electromagnetic field with taking into account all of the field modes (free-space, radiation, guided, and near-field modes) without applying the paraxial regime as it was done in [54]. As a reference point, we first study suppression of spontaneous emission rate for the atomic chain in the vacuum using a microscopic approach of light scattering. In a further step, we extend our system considering atoms trapped near a single-mode nanofiber. In such a system in addition to the collective coupling to the 3D free-space vacuum modes, the nanofiber structure introduces an additional channel of virtually infinite-range dipole-dipole coupling. In this work we aim to find conditions required for manifestation of a highly subradiant state with the collective emission rate less than the known N^{-3} scaling.

The paper is organized as follows. In Sec. II we first remind the theoretical framework for the case of a periodic chain in free-space and discuss different quantities relative to the studied collective effect. For the sake of intuitive understanding, we start consideration for $N = 3$ atoms and then increase number of atoms in the system. In Sec. III we discuss the modification of the theory for the case of the waveguide mode scattering and demonstrate a similar expansion to the one developed in Sec. II. We show that the long-lived dark states are present even for atoms coupled not only by a vacuum dipole-dipole interaction but also through a guided mode.

II. LIGHT SCATTERING ON AN ATOMIC ARRAY IN THE VACUUM

In this section, we consider single-photon scattering in a one-dimensional array of N two-level atoms with a period Δz in vacuum, see Fig. 1. A single photon with a near-resonant atomic frequency induces electric dipoles in each atom of the array. The strength of the atomic

response on the incident photon drastically depends on the interatomic distance. Thus, atoms with a large distance between its neighbours Δz behave as independent scatters, while closely located atoms bring a collective response. The key point of this collective behavior is that each atom is driven not only by the incident photon, but also by the field emitted by all other atoms in the array. The resulting dipole-dipole interaction between atoms significantly modify their scattering properties.

In quantum theory, the scattering process can be described in terms of the scattering matrix which can be linked to observable variables such as transmittance and reflectance. Moreover, the cooperative nature of the interaction can be roughly characterized by the resonance widths of the total cross-section spectra or the decay rates of the collective states.

In this section, we investigate collective effects by studying the eigenvalues of the system. These characteristics allow us to find decay rates for each collective state and cross section spectrum. The emergence of the collective effects strongly depends on the interatomic distance Δz , thus illustrating the role of dipole-dipole interaction in the formation of subradiant states.

A. General theoretical formalism

In order to simplify the theoretical description, let us consider single-photon scattering process, where the initial and the final states of the decoupled atom-photon system can be represented as $|l\rangle = |g\rangle^{\otimes N} |1_\mu\rangle$, $|k\rangle = |g\rangle^{\otimes N} |1_{\mu'}\rangle$, where the index μ describes a particular field mode $\mu = (\mathbf{k}, s)$, where \mathbf{k} is the wave vector, $s = 1, 2$ denotes two orthogonal polarizations and $|g\rangle^{\otimes N}$ means that all N atoms are in the ground state $|g\rangle$.

The scattering process can be described by the scattering matrix S [69] that transforms the asymptotic states from the initial l to the final system state k and has the following form:

$$S_{kl} = \delta_{kl} - 2\pi i T_{kl} (E_l + i0) \delta(E_k - E_l). \quad (2.1)$$

Here the T matrix has the standard form [69]:

$$\hat{T} = \hat{V} + \hat{V} \hat{G}(E + i0) \hat{V}, \quad (2.2)$$

where $\hat{G}(E) = (E - \hat{H})^{-1}$ is the resolvent operator of the total Hamiltonian $\hat{H} = \hat{H}_0 + \hat{V}$. In the dipole approximation the interaction operator \hat{V} has the form $\hat{V} = -\sum_{i=1}^N \hat{\mathbf{d}}_i \hat{\mathbf{E}}(\mathbf{r}_i)$, where $\hat{\mathbf{d}}_i = d_{i,eg} \hat{\sigma}^+ + d_{i,ge} \hat{\sigma}^-$ is the dipole moment operator of the i -th atom, and $\hat{\mathbf{E}}(\mathbf{r}_i)$ is the field operator at the atomic position \mathbf{r}_i . In the rotating-wave approximation the matrix elements of the operator \hat{T} can be found as a projection onto the Hilbert subspace of the vacuum state of the electromagnetic field and the

single excited state for the atomic subsystem [69]:

$$\begin{aligned}\hat{P}\hat{G}(E)\hat{P} &= \hat{P}\frac{1}{E - \hat{H}_0 - \hat{\Sigma}(E)}\hat{P}, \\ \hat{\Sigma}(E) &= \hat{V}\frac{1}{E - \hat{H}}\hat{V},\end{aligned}\quad (2.3)$$

where the projector operator can be defined as $\hat{P} = \sum_{i=1}^N |g_1, \dots, e_i, \dots, g_N; \{0_\mu\}\rangle \langle \{0_\mu\}; g_1, \dots, e_i, \dots, g_N|$, and the level-shift operator has the form $\hat{\Sigma}(E) \approx \hat{V}(E - \hat{H}_0)^{-1}\hat{V}$ in second-order perturbation theory.

We now apply the resonant approximation, where the scattering photon frequency ω can be considered close to the atomic transition frequency ω_0 . In this approximation the level-shift operator $\hat{\Sigma}(E)$ can be assumed to be a slowly varying function of the argument as $\hat{\Sigma} \approx \hat{\Sigma}(E_0 = \hbar\omega_0)$. The single- and double-particle contributions to the level-shift operator can be written as:

$$\begin{aligned}\Sigma^{(nn)}(E_0) &= \hbar \left(\Delta_L^{\text{vac}} - i\frac{\gamma_0}{2} \right) \\ \Sigma^{(mn)}(E_0) &= -\mathbf{d}_{m,eg} \left[\frac{k_0^2 e^{ik_0 R}}{R} \left(\left(1 + \frac{ik_0 R - 1}{k_0^2 R^2} \right) \mathbf{I} \right. \right. \\ &\quad \left. \left. + \frac{\mathbf{R} \otimes \mathbf{R}}{R^2} \cdot \frac{3 - 3ik_0 R - k^2 R^2}{k^2 R^2} \right) \right] \mathbf{d}_{n,ge},\end{aligned}\quad (2.4)$$

where Δ_L^{vac} is the vacuum Lamb shift, $\gamma_0 = \frac{4|\mathbf{d}|^2 \omega_0^3}{3\hbar c^3}$ is the free-space spontaneous emission rate for a two-level atom, $k_0 = \omega_0/c$ is the resonant wavenumber, $\mathbf{R} = |\mathbf{r}_i - \mathbf{r}_j|$ is the distance between an atom i and an atom j , \mathbf{I} is the unit dyad, and \otimes stands for the outer product. Note that Eq. (2.4) is written in CGS units, and it will be used from now on. Here the single-particle contribution is responsible for the vacuum Lamb shift (and it is considered to be already included into the definition of the transition frequency ω_0) and the finite lifetime of the atomic excited state, while the double-particle contribution describes the excitation transfer between atoms and takes into account the dipole-dipole interaction.

In general, the scattering process in free space is characterized by the *total cross section*, which can be found using the optical theorem [70]:

$$\sigma_{\text{tot}} = -\frac{2\mathbb{V}}{\hbar c} \text{Im} T_{ii}(E_i + i0), \quad (2.5)$$

where \mathbb{V} is the quantization volume. Since the dipole-dipole interaction alters the eigenstates of the system, it is convenient to expand the total cross-section Eq. (2.5) into a sum, where each term will correspond to a particular collective eigenstate of the system. From Eq. (2.3) one can see that both $\Sigma(\omega_0)$ and $(E - H_0 - \Sigma(\omega_0))^{-1}$ share the same set of eigenvectors, while their eigenstates are simply shifted by $E - H_0$. Therefore, we can rewrite the total cross section taking into account the form of the vacuum field operator

$\hat{E}(\mathbf{r}) = \sum_{\mathbf{k},s} i\sqrt{\frac{2\pi\hbar\omega}{\mathbb{V}}} (\hat{a}_{\mathbf{k},s} \mathbf{e}_{\mathbf{k},s} e^{i\mathbf{k}\mathbf{r}} - h.c.)$ as:

$$\sigma_{\text{tot}}(\Delta) = \sum_{j=1}^N \sigma_j(\Delta) = -\frac{3\pi\hbar\gamma_0}{k_0^2} \text{Im} \sum_{j=1}^N \frac{f_j}{\hbar\Delta - \lambda_j}, \quad (2.6)$$

where $\Delta = \omega - \omega_0$ is the detuning, and $f_j = [(e^{-i\mathbf{k}\mathbf{r}_1}, \dots, e^{-i\mathbf{k}\mathbf{r}_N}) S_{\{:,j\}}] \times [S^{-1}]_{\{j,: \}} (e^{i\mathbf{k}\mathbf{r}_1}, \dots, e^{i\mathbf{k}\mathbf{r}_N})^T]$ with S being the transformation matrix to the eigenspace of $\Sigma(\omega_0)$ with corresponding eigenvectors $S_{\{:,j\}}$ as its columns. The parameter f_j corresponds to a complex-valued oscillator strength amplitude associated with a particular collective eigenstate and for a collection of N two-level atoms $\sum_{j=1}^N f_j = N$. The physical meaning of the factor f_j , as can be seen from the definition above, is that it is related to the overlap between the photon and the j^{th} eigenstates of the system. Furthermore from a mathematical point of view, the expansion in Eq. (2.6) essentially simplifies the process of finding the total cross section. Thus, instead of inversion of a $N \times N$ matrix for each frequency point for Eq. (2.5), it is enough to diagonalize the problem only once for a given configuration and then to find the spectrum analytically Eq. (2.6). This property is very important for large number of atoms N . Note that similar decomposition was introduced in [71] to expand the scattering cross section for a collection of classical dipoles.

We can rewrite the total cross section Eq. (2.6) in the following form:

$$\begin{aligned}\sigma_{\text{tot}}(\Delta) &\sim \text{Im} \sum_{j=1}^N \left[\frac{f_j}{\hbar\Delta - \lambda_j} \right] = \\ &\quad \sum_{j=1}^N \frac{f'_j \lambda'' + f''_j (\hbar\Delta - \lambda'_j)}{(\hbar\Delta - \lambda'_j)^2 + \lambda''^2},\end{aligned}\quad (2.7)$$

where prime and double prime indicate real and imaginary parts respectively. One can see that each contribution $\sigma_j(\Delta)$ to the total cross section consists of two terms: a dissipative term which is proportional to f'_j and has a Lorentzian shape, and a dispersive term, proportional to f''_j that introduces asymmetries. Note that by analogy with the level-shift operator Eq. (2.4), here the first term, corresponding to the single particle contribution, is always present, while the second term appears in the system of interacting atoms. As the second term in Eq. (2.7) is antisymmetric, the area under a partial cross section $\sigma_j(\Delta)$ is proportional to f'_j : $\int_{-\alpha}^{\alpha} \sigma_j(\Delta) d\Delta \sim f'_j$, that provides the contribution of a particular eigenstate to the total cross section. Note that for $\alpha \rightarrow \infty$, the corresponding integral $\int_{-\alpha}^{\alpha} \sigma_j(\Delta) d\Delta$ formally diverges, it is a well known problem of the Cauchy distribution having no finite moments of order greater or equal to one. However, we can integrate over a symmetric

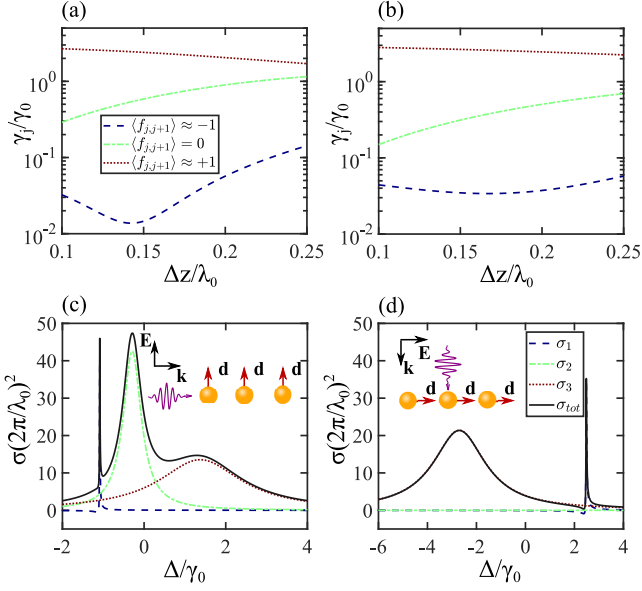


FIG. 2. (Color online) Scattering of a photon propagating along (left column) and perpendicular (right column) to the chain axis. (a)-(b) Normalized spontaneous emission rates γ_j for the eigenstates of the regular array of $N = 3$ atoms as a function of the period Δz . Blue dashed, green dash-dotted, and red dotted lines correspond to three states with different values of the nearest-neighbor correlation function Eq. (2.10). (c)-(d) The partial σ_j and the total σ_{tot} scattering cross sections on the array of $N = 3$ atoms with the period Δz giving the minimal γ_j .

region with a sufficiently large and physically meaningful parameter α . There is also another reason to consider a finite value of α : integration over the whole frequency might not be consistent with the Markov approximation ($\hat{\Sigma} \approx \hat{\Sigma}(E_0 = \hbar\omega_0)$) in some specific situations.

B. Collective effects in the array of $N = 3$ atoms

In order to present the effect of subradiance in more details, we now analytically solve the problem of light scattering on an array of $N = 3$ two-level atoms, which has also been studied before in the context of superradiance [72] and cooperative scattering [67].

The matrix of the level-shift operator Eq. (2.4) can be rewritten in terms of coupling constants, which are related to dipole-dipole interaction between atoms as follows:

$$\Sigma = \begin{pmatrix} g_{\text{self}} & g_1 & g_2 \\ g_1 & g_{\text{self}} & g_1 \\ g_2 & g_1 & g_{\text{self}} \end{pmatrix}, \quad (2.8)$$

where $g_{\text{self}} = -i\gamma_0/2$, g_1 is the matrix element related to the interaction between the atoms being 1 period apart (1-2, 2-3), and g_2 for atoms 2 periods away from each other (1-3). In this context, the corresponding eigenvalues of this matrix can be easily found in the following

forms:

$$\begin{aligned} \lambda_1 &= \frac{1}{2} \left(2g_{\text{self}} + g_2 + \sqrt{8g_1^2 + g_2^2} \right), \\ \lambda_2 &= g_{\text{self}} - g_2, \\ \lambda_3 &= \frac{1}{2} \left(2g_{\text{self}} + g_2 - \sqrt{8g_1^2 + g_2^2} \right). \end{aligned} \quad (2.9)$$

In Fig. 2 (a)-(b) we provide the spontaneous decay rates of these three states for the transversal and longitudinal photon polarizations respectively. In Fig. 2 (a) we can see that for a state corresponding to λ_1 (blue dashed line) it is possible to achieve a strong suppression of the emission rate for some array period Δz . Indeed, for the array of $N = 3$ atoms with $\Delta z \approx 0.14\lambda_0$ the imaginary part of λ_1 is more than an order of magnitude smaller than the linewidths of the two other states.

Additionally, in order to characterize the collective effects of the system, we can introduce a *nearest-neighbor correlation function* [67]:

$$\langle f_{i,i+1}^j \rangle = \frac{1}{N-1} \sum_{i=1}^N \cos(\phi_{i+1}^j - \phi_i^j), \quad (2.10)$$

as shown in Fig. 2 by color grading. Here a phase angle of the i -th component of the j -th eigenvector $\phi_i^j = \arg[c_i^j]$ corresponds to a probability amplitude c_i^j to have the excited atom i for the eigenstate j . The function Eq. (2.10) gives the information about the phase correlation between neighbouring dipoles: it is equal to +1 for the neighboring dipoles with the same phases, and -1 for the neighboring dipoles with opposite phases [67]. As one can see from Fig. 2, this correlation function provides a useful information for a few atoms case, and allows distinguishing states with different symmetry. We also note that the state with the smallest value of $\langle f_{i,i+1}^j \rangle$ also possesses the smallest emission rate γ_j due to the state symmetry; by further tuning Δz it is possible to achieve a very small γ_j as seen from 2 (a).

In Fig. 2 (c)-(d) we show the partial $\sigma_j(\Delta)$ and the total $\sigma_{tot}(\Delta)$ cross sections of the photon for two cases: when atoms have transverse (a, c) and longitudinal (b, d) dipole moment with respect to chain axis. The cross section profile of the subradiant state $\sigma_1(\Delta)$ is asymmetric due to the significant non-Lorentzian part $\sim f_j''$, as it appears in Eq. (2.7).

In this simple and already studied example we have shown that there exists a specific interatomic spacing that allows to strongly suppress the emission rate of the system. In the next section we demonstrate what happens in an array with a larger number of atoms.

C. Collective effects in an array of N two-level atoms: highly subradiant states

In this subsection we apply the developed formalism to the case of N two-level atoms in vacuum. Increasing

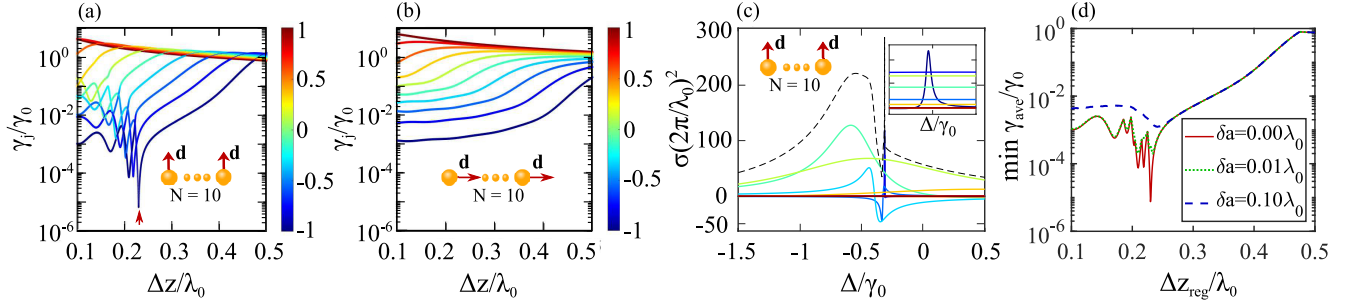


FIG. 3. (Color online) Normalized spontaneous emission rates γ_j of eigenstates as a function of the array period Δz for $N = 10$ atoms. All atomic dipole moments are either purely transversal (a) or longitudinal (b). The color grade specifies the nearest-neighbor correlation function value, the bright red arrow points out the global minimum of the decay rate. (c) The total (black dashed) and the partial (color solid) cross sections (σ_{tot} and σ_j) for the specific case of the transverse polarization and an array period $\Delta z \approx 0.23\lambda_0$, shown by the red arrow in (a). The inset shows the region near the most subradiant state. (d) The effect of position disorder on a minimal collective decay rate γ_j for an atomic array with a period Δz_{reg} . The position of each atom is slightly fluctuating according to a uniform distribution and it is plotted for different maximal deviations δa .

the number of atoms leads to significant manifestation of collective effects. The difference between transverse and longitudinal cases becomes thereby more evident: the transverse one shows a variety of highly subradiant states for different lattice periods Δz as shown in Fig. 3 (a). The difference in the behavior between transverse and longitudinal dipolar chains has been studied before in the context of optical properties of 1D nanoparticle arrays [63, 67].

The arrangement of atoms in 1D chain with a subdiffractive period leads to a strong subradiance. Fig. 3 (a)-(b) show the collective decay rates for an array of $N = 10$ atoms for various periods Δz . One can see that the strong subradiance appears only for transverse polarization. Moreover, this effect can be obtained for different atomic periods, as indicated by arrows in Fig. 3 (a). Furthermore, from Fig. 3 (b) it can be seen that interaction of an array of atoms with longitudinally polarized dipole moments leads to subradiance as well. But the dependence of the eigenvalues decay rate in this case is rather smooth and without any special features. To understand the difference of collective effects for different polarization in more details, let us compare the dipole-dipole coupling constants for these two cases:

$$g^\perp = -\frac{3}{4}\hbar\gamma_0 e^{ik_0\Delta z} \left[\frac{1}{(k_0\Delta z)} + \frac{i}{(k_0\Delta z)^2} - \frac{1}{(k_0\Delta z)^3} \right],$$

$$g^\parallel = -\frac{3}{2}\hbar\gamma_0 e^{ik_0\Delta z} \left[-\frac{i}{(k_0\Delta z)^2} + \frac{1}{(k_0\Delta z)^3} \right]. \quad (2.11)$$

Now one can gain a physical intuition about the subradiance for different polarizations: there is no *far-field* contribution in the dipole-dipole coupling constant in the case of the longitudinal polarization Eq. (2.11). Therefore, the strong subradiance results from an interplay between different types of fields: near-, intermediate-, and, importantly, far-fields.

Furthermore, comparison of Fig. 2 (a) and Fig. 3 (a) reveals that the subradiant states appear at different atomic periods and with different spontaneous emission

rates, which depend on the number of atoms N in the chain.

In Fig. 3 (c) we also show the total cross section for the system period Δz_{sub} , which allows to achieve the minimal possible emission rate γ_j (red arrow in Fig. 3 (a)). One can see that for $N = 10$ the subradiant state appears in the spectrum as a sharp and asymmetric peak. It can be explained as a result of several overlapping resonances which contribute to the total cross section in this area (see inset of Fig. 3 (c)) leading to a large total cross section value in this spectral region.

Another feature of these dark states is their sensitivity to position disorder, when the atomic array is not perfectly periodic. In Fig. 3 (d) we show the dependence of the average minimal collective emission rate γ_{ave} on the regular atomic array period introducing small fluctuation with uniform distribution and the maximal deviation δa .

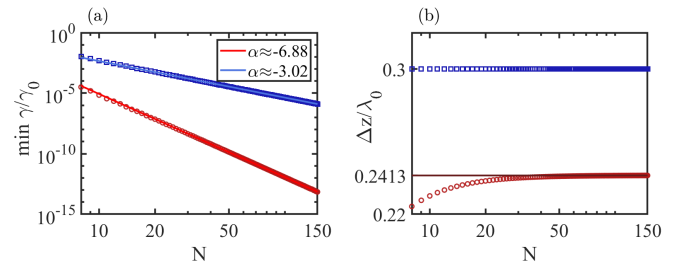


FIG. 4. (Color online) (a) Collective emission rates for the most subradiant state as a function of the number of atoms N ; blue open squares - for a regular period $\Delta z = 0.3\lambda_0$, red open circles - for an optimal period Δz_{sub} , α specifies the characteristic scaling with the number of atoms: $\gamma_j \sim N^\alpha$, the corresponding fitting curves are specified by light blue and light red solid lines. In order to find α we used only data points for which $N \geq 20$. (b) The corresponding array periods Δz versus number of atoms N for which the subradiant state with the decay rate γ_j can be achieved, note that the red open circles approach the value close to $\Delta z_{sub} \approx 0.24\lambda_0$ for large N .

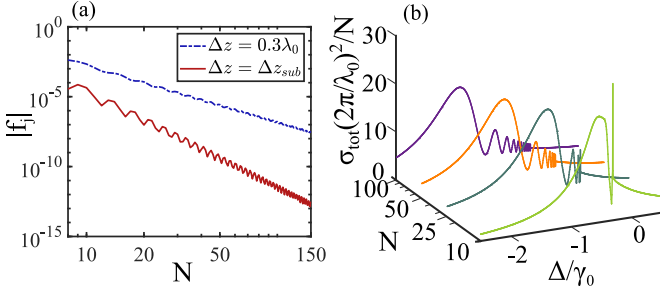


FIG. 5. (Color online) (a) Dependence of the complex oscillator strength $|f_j|$ on the number of atoms N , blue dashed-dotted and red solid lines are for a fixed period ($\Delta z = 0.3\lambda_0$) and Δz_{sub} from Fig. 4(b), correspondingly. (b) The normalized total cross section $\sigma_{\text{tot}}(2\pi/\lambda_0)^2/N$ for different N . For each N we choose the lattice period to be equal to Δz_{sub} .

We see that even with small fluctuations $\delta a = 0.01\lambda_0$ in the atomic positions the resonances are almost smeared out, while a larger disorder induces a slight reduction of the emission rate in the range of regular system periods $0.20\lambda_0 < \Delta z_{\text{reg}} < 0.25\lambda_0$.

D. Emission rate scaling with atom number N

It is also interesting to understand how does the emission rate of this highly subradiant state depend on the number of atoms N in the chain. Previously in [73], it has been shown that in a sub-diffractive chain of dielectric particles the quality factor of the most bound modes scales as $\sim N^3$. Recently this question was also studied in the context of atomic chains, where the spontaneous emission rate for several most subradiant states decreases as $\sim N^{-3}$ [42, 52] at least in some range of periods.

In our sub-diffractive atomic array with the lattice period Δz_{sub} taken from Fig. 3, the value of the collective spontaneous emission rate scales as $\sim N^{-6.88}$, as shown in Fig. 4 (a). A much faster decrease of the emission rate with number of atoms N in comparison with the aforementioned studies [42, 52, 73] happens due to a proper choice of the system period Δz_{sub} , which allows to achieve a better destructive interference between scattering channels. We can see in Fig. 4 (b), that this value is saturated to $\Delta z_{\text{sub}} \sim 0.24\lambda_0$ for a large number of atoms N .

Another physically important quantity is the oscillator strength amplitude of the corresponding collective eigenstate f_j . We can see from Fig. 4 (a) and 5 (a) that $|f_j(N)|$ basically follows the same behavior as γ_j , but involves additional oscillations. This can be explained if one considers the overlap between the eigenstate j with the z -propagating photon. In most cases, the "darker" the collective state is (and the smaller the corresponding decay rate γ_j is), the smaller this overlap with the photon. Also we note that the distance between two neighboring local minima of $|f_j(N)|$ caused by the afore-

mentioned oscillations is close to be $\Delta N \approx 4$. These oscillations induced by a bigger/smaller overlap between the atomic collective eigenstate and the z -propagating photon. In Fig. 5 (b) one can also see how does the total scattering cross section Eq. (2.7) for the system period Δz_{sub} varies with atom number N : for sufficiently large N subradiant states manifest themselves as a set of very sharp peaks, however, their relative contribution to spectrum becomes less pronounced.

Finally, we address the scaling of the subradiant state emission rate in the presence of disorder in the atomic positions. In Fig. 6 we provide the emission rate scaling as a function of the number of atoms N for two different disorders in the position of an atom j : $z_j = z_{\text{reg},j} + 2\delta a \cdot U(0,1)$. Here $z_{\text{reg},j} = (j-1)\Delta z_{\text{reg}}$ is the atomic position for a regular chain and $U(0,1)$ stands for a uniformly distributed pseudo random real number between 0 and 1.

From Fig. 6 one can see that disorder leads to a significantly slower decrease rate $\sim N^{-3.7}$ and this happens even for relatively small deviations from perfect periodicity ($2\delta a = 10^{-3}\lambda_0$). However, increasing the number of atoms N in the chain results in a transition to another regime, where a decrease of the emission rate is even slower. Numerical estimations show that in this region the scaling is on the order of $\sim N^{-0.3} - N^{-0.4}$. The main reason of this transition is related to disorder which induces localization of states. It can be estimated by calculating the Inverse Participation Ratio (IPR) [74]: $\text{IPR}^{-1} = \sum_{j=1}^N |c_j^{(k)}|^4$, where k is the label of a state of interest, $c_j^{(k)}$ is the probability amplitude that the atom j

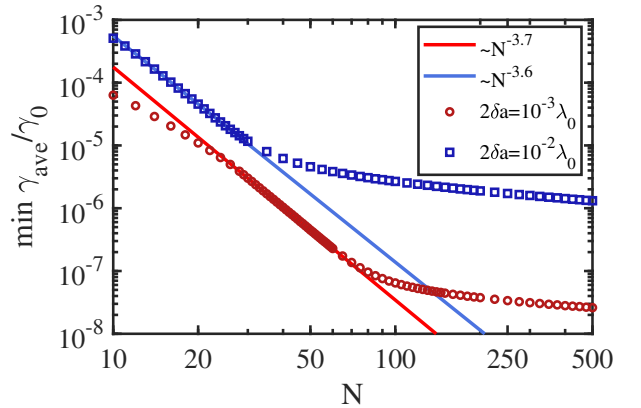


FIG. 6. (Color online) Average minimal emission rate, corresponding to the most subradiant state, versus the atom number N for the case of a uniform disorder of atomic z -positions. Two maximal position deviations are considered: $2\delta a = 10^{-3}\lambda_0$ (open dark red circles), and $2\delta a = 10^{-2}\lambda_0$ (open dark blue squares). Note that for both cases there are distinct regions of a $\sim N^\alpha$ behavior in the region of small N , where the linear fit in the double-log plot was performed, which is shown in solid bright red and solid bright blue lines, correspondingly.

is excited in a state k . For instance, for a positional disorder $2\delta a = 10^{-2}\lambda_0$, and for a number of atoms $N = 20$ (the region of $\min \gamma_{\text{ave}}/\gamma_0 \sim N^{-3.7}$ scaling), the average IPR of the corresponding subradiant state is equal to $IPR \approx 7.7$, while for $N = 200$ (where the scaling switches to $\min \gamma_{\text{ave}}/\gamma_0 \sim N^{-0.36}$) $IPR \approx 9.7$. With this, one can see that for sufficiently large atom number $N \gg 1$, the subradiant states become strongly localized ($IPR \ll N$), and extension of the atomic chain does not modify the $\min \gamma_{\text{ave}}/\gamma_0$ significantly, contrary to the case of perfect periodicity.

III. LIGHT SCATTERING ON AN ARRAY OF ATOMS TRAPPED IN THE VICINITY OF AN OPTICAL NANOFIBER

So far we have studied the collective subradiance of atomic array in the vacuum. It is known that the light-atoms interaction can be significantly enhanced by placing the atomic system near a nanoscale object. Indeed, trapping atoms in the vicinity of an optical nanofiber dramatically changes the character of the atomic interaction and provides long-range dipole-dipole coupling between atoms not only via the vacuum, but also through the nanofiber guided mode. In this section we study modification of coupling effects coming from the scattering of the guided mode on an atomic chain trapped near the nanofiber surface (Fig. 1).

A. Theoretical framework of the light scattering process for an atomic array trapped near an optical nanofiber

In this subsection we modify the developed formalism of light scattering in free space by introducing additional interaction via the nanofiber guided mode. Foremost, we need to modify the outer operators \hat{V} in Eq. (2.2), which are responsible for absorption of the incoming guided photon and emission of the photon back into the same field mode. Furthermore, we are interested only in guided field modes of the outer operators \hat{V} . However, the operator $\hat{\Sigma}(E_0)$ introduced in Eq. (2.4) for free space should include now all possible modes. The field subsystem in this configuration can be described using the quantization scheme proposed in [75], where the quantized electric field of the nanofiber guided mode can be written as:

$$\hat{\mathbf{E}}(\mathbf{r}) = \sum_{\mu} \mathbf{E}_{\mu}(\mathbf{r}) \hat{a}_{\mu} + h.c., \quad (3.1)$$

where \mathbf{E}_{μ} is the electric field of the guided mode μ given by:

$$\mathbf{E}_{\mu}(\mathbf{r}) = i \sqrt{\frac{2\pi\hbar\omega_{\mu}}{\mathbb{L}}} \tilde{\mathbf{E}}_{\mu}(\rho, \phi) e^{if\beta_{\mu}z + im\phi}. \quad (3.2)$$

Here β_{μ} is the propagation constant, $\tilde{\mathbf{E}}_{\mu}(\rho, \phi)$ is the amplitude of the electric field, \mathbb{L} is the quantization length,

f and m define the direction of propagation and the mode angular momentum, respectively. The electric field is periodic in the z -direction with $\beta_l \mathbb{L} = 2\pi l$, where l is a positive integer. And the electric field amplitude is normalized according to:

$$\int_0^{2\pi} \int_0^{\infty} |\tilde{\mathbf{E}}_{\mu}(\rho, \phi)|^2 d\phi \rho d\rho = 1. \quad (3.3)$$

For simplicity, we assume that all atoms are located at the same distance $\Delta\rho$ from the nanofiber surface. All matrix elements of the outer operator \hat{V} have, therefore, the same absolute values and differ only by phases. The outer operators \hat{V} presented in the matrix T in Eq. (2.2) can finally be written as:

$$\begin{aligned} \langle e_a, \{0\} | \hat{V} | g_a, 1_{\mu'} \rangle &= \\ &-i \left(\mathbf{d}_{a, eg} \cdot \tilde{\mathbf{E}}_{\mu'}(\rho_a, \phi_a) \right) \sqrt{\frac{2\pi\hbar\omega_{\mu'}}{\mathbb{L}}} e^{i\beta_{\mu'} z_a + i\phi_a} \\ \langle g_b, 1_{\mu''} | \hat{V} | e_b, \{0\} \rangle &= \\ &i \left(\tilde{\mathbf{E}}_{\mu''}^*(\rho_b, \phi_b) \cdot \mathbf{d}_{b, ge} \right) \sqrt{\frac{2\pi\hbar\omega_{\mu''}}{\mathbb{L}}} e^{-i\beta_{\mu''} z_b - i\phi_b} \end{aligned} \quad (3.4)$$

where β_{μ} is the propagation constant of the guided mode μ .

At the next step, we calculate the matrix elements of the operator $\hat{\Sigma}$ in the presence of the nanofiber. The theoretical description of excitation transfer between atoms through the radiation into vacuum and nanofiber guided modes was done in [76]. Using this formalism, the Hamiltonian of our system can be written as:

$$\begin{aligned} \hat{H}_0 &= \sum_n \hbar\omega_0 \hat{\sigma}_n^+ \hat{\sigma}_n^- + \int d\mathbf{r}' \int_0^{\infty} d\omega' \hbar\omega' \hat{\mathbf{f}}^{\dagger}(\mathbf{r}', \omega') \hat{\mathbf{f}}(\mathbf{r}', \omega'), \\ \hat{V} &= - \sum_n \hat{\mathbf{d}}_n \hat{\mathbf{E}}(\mathbf{r}_n), \end{aligned} \quad (3.5)$$

where ω_0 is the atomic transition frequency. $\hat{\mathbf{E}}(\mathbf{r}_n)$ is the total electric field and $\hat{\mathbf{f}}(\mathbf{r}', \omega')$, $\hat{\mathbf{f}}^{\dagger}(\mathbf{r}', \omega')$ are the bosonic vector local-field operators, which obey the following commutation relations:

$$\begin{aligned} [\hat{f}_i(\mathbf{r}', \omega'), \hat{f}_k^{\dagger}(\mathbf{r}, \omega)] &= \delta_{ik} \cdot \delta(\mathbf{r}' - \mathbf{r}) \cdot \delta(\omega' - \omega), \\ [\hat{f}_i(\mathbf{r}', \omega'), \hat{f}_k(\mathbf{r}, \omega)] &= 0 \end{aligned} \quad (3.6)$$

The positive-frequency part of the total electric field has the following form:

$$\begin{aligned} \hat{\mathbf{E}}^+(\mathbf{r}) &= \\ i\sqrt{4\hbar} \int d\mathbf{r}' \int_0^{\infty} d\omega' \frac{\omega'^2}{c^2} \sqrt{\epsilon_I(\mathbf{r}', \omega')} \mathbf{G}(\mathbf{r}, \mathbf{r}', \omega') \cdot \hat{\mathbf{f}}(\mathbf{r}', \omega'), \end{aligned} \quad (3.7)$$

where $\epsilon_I(\mathbf{r}', \omega')$ is the imaginary part of the dielectric permittivity of the media, $\mathbf{G}(\mathbf{r}, \mathbf{r}', \omega')$ is the classical Green's

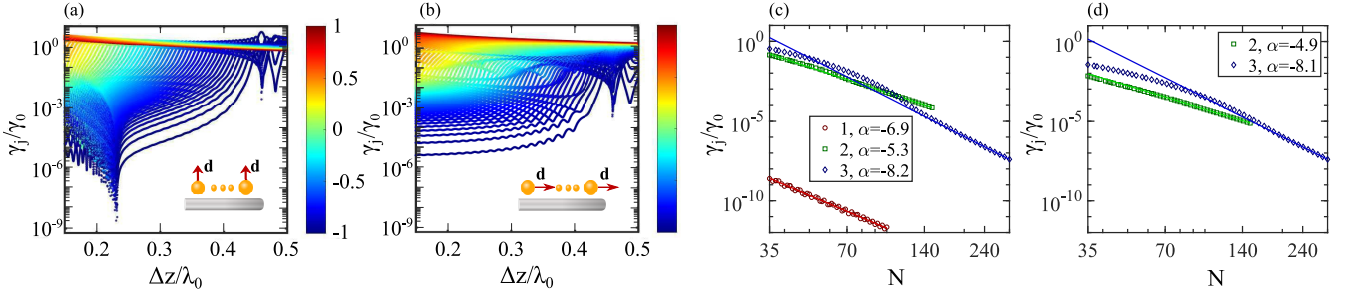


FIG. 7. (Color online) (a) Spontaneous emission rates γ_j/γ_0 of the eigenstates j for a periodic chain of $N = 75$ atoms placed near the nanofiber at a distance $\Delta\rho = \rho_c$ from the surface. The dipole moments of all atoms are aligned along the \mathbf{e}_ρ direction. The nanofiber has radius $\rho_c = 0.25\lambda_0$ and $\epsilon = 2.1$. (b) Same as in (a), but for dipole moments aligned along the axis \mathbf{e}_z . Color grade in (a)-(b) corresponds to values of the nearest-neighbor correlation function Eq. (2.10) for each collective eigenstate. (c)-(d): Local minima of the subradiant states in (a)-(b) with the number of atoms N . The solid lines correspond to linear approximations. Only the fundamental mode HE_{11} was taken into account for these calculations.

tensor of the electric field. In the presence of the optical nanofiber the Green's tensor can be expanded into:

$$\mathbf{G}(\mathbf{r}, \mathbf{r}', \omega) = \mathbf{G}_0(\mathbf{r}, \mathbf{r}', \omega) + \mathbf{G}_s(\mathbf{r}, \mathbf{r}', \omega), \quad (3.8)$$

where \mathbf{G}_0 is the vacuum Green's tensor, and \mathbf{G}_s is the Green's tensor corresponding to light scattering from the nanofiber. The scattering term of the Green's tensor can be expanded into the Vector Wave Functions and the details of these calculations are given in Appendix A. In the lowest non-vanishing order, the matrix elements of the level-shift operator can be written as:

$$\langle f | \hat{\Sigma}(E) | i \rangle = \sum_{|\alpha\rangle, |\beta\rangle} \langle f | \hat{V} | \alpha \rangle \langle \alpha | \frac{1}{E - \hat{H}_0 + i\eta} | \beta \rangle \langle \beta | \hat{V} | i \rangle, \quad (3.9)$$

where $|i\rangle$ and $|f\rangle$ are the initial and final states of the system, respectively; $|\alpha\rangle, |\beta\rangle$ are the two possible intermediate states with a single elementary excitation for the field subsystem. Both atoms are either in the excited or the ground state:

$$\begin{aligned} |e_n, e_m\rangle &\times \hat{\mathbf{f}}^\dagger(\mathbf{r}', \omega') | \{0\} \rangle, \\ |g_n, g_m\rangle &\times \hat{\mathbf{f}}^\dagger(\mathbf{r}', \omega') | \{0\} \rangle. \end{aligned} \quad (3.10)$$

Further details on the derivation of the matrix elements of the level-shift operator Eq. (3.9) can be found in [77] and here we provide only the final expression:

$$\langle f | \hat{\Sigma}(E) | i \rangle = -4\pi \frac{\omega_0^2}{c^2} \mathbf{d}_{m,eg} \cdot \mathbf{G}(\mathbf{r}_m, \mathbf{r}_n, \omega_0) \mathbf{d}_{n,ge}. \quad (3.11)$$

The matrix $\hat{\Sigma}(E)$ can be found using Eq. (3.11). Note, that the scattering matrix Eq. (2.1) is also valid in the presence of the nanofiber. In the field quantization scheme that we use here one should include summation over final states into Eq. (2.1), go into the limit $\mathbb{L} \rightarrow \infty$, which means that the propagation constant β can now be continuous. This limit is equivalent to $\sum_{n_\beta} \rightarrow \frac{\mathbb{L}}{2\pi} \int_0^\infty \frac{d\beta}{d\omega} d\omega$.

In the end we seek the expression for the scattering matrix:

$$S_{f', p'; f p} = \delta_{f', p'; f p} - i \frac{\mathbb{L}}{c\hbar \cdot dk/d\beta} T_{f', p'; f p}(E), \quad (3.12)$$

which can be also found in [54].

B. S matrix in the eigenstate picture

Let us now analyze the scattering process considering the eigenstates of the system. For this, we need to diagonalize the matrix $\Sigma(\omega_0)$, which is responsible for the coupling of different atomic states through the field modes. We should mention that in the case of a reciprocal problem Σ is a symmetric matrix, while in a non-reciprocal one (when, for example, a magnetic field is applied to separate the σ^+ and σ^- transitions making only one of them active at a given frequency) Σ is not symmetric anymore, and it has different right and left eigenvectors. However, the diagonalization of the problem can be simply done by choosing the right eigenvectors, for instance:

$$\begin{aligned} \Sigma(E_0) v_j^{(r)} &= \lambda_j v_j^{(r)}, \\ (S^{(r)})^{-1} \frac{1}{i\hbar\Delta - \Sigma(E_0)} S^{(r)} &= \frac{1}{i\hbar\Delta - \Lambda}, \end{aligned} \quad (3.13)$$

where the matrix $S^{(r)}$ is the transformation matrix to the eigenspace whose columns are the right eigenvectors $v^{(r)}$ of $\Sigma(E_0)$, Δ is the photon detuning from the atomic resonance, and Λ is a diagonal matrix having the corresponding eigenvalues λ_j as its entries.

In order to simplify the final expression for the scattering matrix, we can express the product of two outer \hat{V} matrix elements Eq. (3.5) using the known relations for the spontaneous emission rate into the forward-

propagating guided modes:

$$\gamma_{wg}^{(f)} = \sum_m \frac{3\pi |\mathbf{n}_{eg} \tilde{\mathbf{E}}_{f=+1,m}|^2 d\beta/dk}{2k_0^2} \gamma_0 = \sum_m \frac{2\pi |\mathbf{d}_{eg} \tilde{\mathbf{E}}_{f=+1,m}|^2 k_0 \cdot d\beta/dk}{\hbar} \quad (3.14)$$

In this special symmetry we can push the coupling constant to the forward-propagating guided mode $\gamma_{wg}^{(f)}$ outside of the sum over the eigenstates and finally rewrite the S matrix element corresponding to forward scattering as:

$$S_{ii} = 1 - i\hbar\gamma_{wg}^{(f)} \sum_j \frac{f_j^{(t)}}{\hbar\Delta - \lambda_j}, \quad (3.15)$$

which has a form similar to Eq. (2.6) with $f_j^{(t)}$ being complex-valued constants. We observe that indeed considering equal coupling strengths for all of the atoms is clear: in this case coefficients $f_j^{(t)}$ are dimensionless and carry information only about the phase. However, it is possible to rewrite it for a general situation, but the meaning of $f_j^{(t)}$ will be slightly different and it will take into account the couplings of individual atoms to the guided mode.

The light scattering in an one-dimensional configuration can be characterized by a transmission coefficient $t = |S_{ii}|^2$, which can be written in the following form, as shown in Appendix B:

$$|S_{ii}|^2 = 1 + 2\hbar\gamma_{wg}^{(f)} \sum_{j=1}^N \left[\frac{\eta_j^{(t)} \lambda_j'' + \xi_j^{(t)} (\hbar\Delta - \lambda_j')}{(\hbar\Delta - \lambda_j')^2 + \lambda_j''^2} \right],$$

$$\eta_j^{(t)} = f_j^{(t)'} - \sum_{i=1}^N \hbar\gamma_{wg}^{(f)} \text{Im} \left[\frac{f_j^{(t)} (f_i^{(t)})^*}{\lambda_j - \lambda_i^*} \right],$$

$$\xi_j^{(t)} = f_j^{(t)''} + \sum_{i=1}^N \hbar\gamma_{wg}^{(f)} \text{Re} \left[\frac{f_j^{(t)} (f_i^{(t)})^*}{\lambda_j - \lambda_i^*} \right]. \quad (3.16)$$

One can see that the transmission, as the cross-section for the vacuum case Eq. (2.7), includes Lorentzian and non-Lorentzian terms. However, the respective dimensionless coefficients $\xi_j^{(t)}, \eta_j^{(t)}$ differ: apart from $f_j^{(t)'}, f_j^{(t)''}$ there are also terms expressed through $\frac{f_j^{(t)} (f_i^{(t)})^*}{\lambda_j - \lambda_i^*}$, which can be associated with the interference of i and j resonances.

Similarly, we can expand the reflection coefficient and

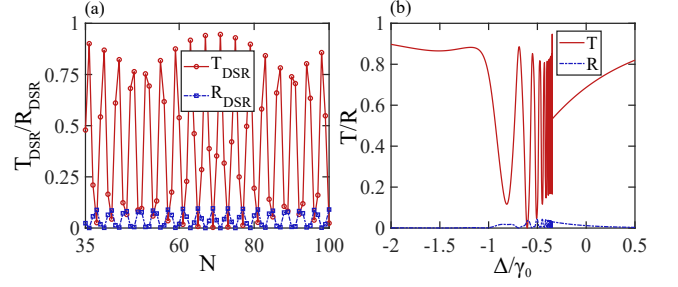


FIG. 8. (Color online) (a) Transmission (red circles, solid line) and reflection (blue squares, dashed-dotted line) of guided light in a 1D array of N trapped atoms with a lattice period $\Delta z = \Delta z_{\text{sub}}$ corresponding to the dark state. (b) Transmission (red solid line) and reflection (blue dashed-dotted line) spectra for $N = 71$, which corresponds to the highest T_{DSR} in (a). All fiber parameters are the same as for Fig. 7.

the corresponding reflectance as:

$$S_{bf} = -i\hbar\sqrt{\gamma_{wg}^{(f)}\gamma_{wg}^{(b)}} \sum_j \frac{f_j^{(r)}}{\hbar\Delta - \lambda_j}$$

$$|S_{bf}|^2 = \sum_{i,j} \hbar^2 \gamma_{wg}^{(f)} \gamma_{wg}^{(b)} \frac{f_j^{(r)} (f_i^{(r)})^*}{(\hbar\Delta - \lambda_j)(\hbar\Delta - \lambda_i^*)} =$$

$$2\hbar\gamma_{wg}^{(f)} \sum_{j=1}^N \frac{(\eta_j^{(r)} \lambda_j'' + \xi_j^{(r)} (\hbar\Delta - \lambda_j'))}{(\hbar\Delta - \lambda_j')^2 + \lambda_j''^2},$$

$$\eta_j^{(r)} = -\hbar\gamma_{wg}^{(b)} \text{Im} \sum_{i=1}^N \left[\frac{f_j^{(r)} (f_i^{(r)})^*}{\lambda_j - \lambda_i^*} \right],$$

$$\xi_j^{(r)} = \hbar\gamma_{wg}^{(b)} \text{Re} \sum_{i=1}^N \left[\frac{f_j^{(r)} (f_i^{(r)})^*}{\lambda_j - \lambda_i^*} \right]. \quad (3.17)$$

We analyze the subradiance in a presence of a nanoscale waveguide in next subsection.

C. Highly subradiant states and atom number scaling in the presence of a nanofiber

We now apply the developed formalism to the perfectly periodic 1D array of atoms trapped near a nanofiber. Similarly to the free-space configuration, in Fig. 7 we show the spontaneous emission rate of each eigenstate of the periodic chain of $N = 75$ atoms into the fundamental nanofiber mode HE_{11} , as well as the dependence of the spontaneous emission minima on the number of atoms N .

The third subradiant resonance at $\Delta z \approx 0.48\lambda_0$ can be explained as a result of interference between the two interaction channels: the vacuum modes and the guided mode. In Fig. 7 (c)-(d) we show the scaling of these minima with the number of atoms N . One can see, that for sufficiently large N all three curves follow to $\sim N^\alpha$ dependency.

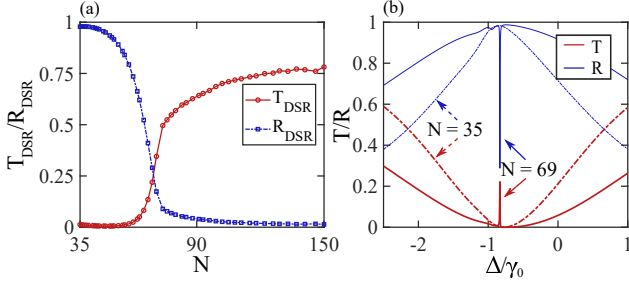


FIG. 9. (Color online) (a) Same as in Fig. 8 (a), but at the second subradiant resonance condition. (b) Transmission (red) and reflection (blue) spectra for $N = 35$ (dashed-dotted) and $N = 69$ (solid) atoms. All other relevant parameters are the same as for Fig. 7.

D. Subradiant states in the transmission and reflection spectra.

In the context of the specific 1D configuration of the system, it is interesting to study the transmission and reflection coefficients at the subradiant resonance condition.

In Fig. 8 (a) we show the dependence of the transmission and the reflection coefficients on the number of trapped atoms N for the first subradiant state. One can see that these coefficients have oscillating behavior making the system either transparent with $T \geq 0.75$ and $R \sim 0$ or opaque with $T \leq 0.10$ and $R \approx 0.10$. A corresponding spectrum in the first subradiant state range of Δz is shown in Fig. 8 (b) for $N = 71$ atoms, where one can see many distinct subradiant states and a very sharp resonance with $T \approx 0.90$. The nature of such oscillations in $T_{\text{DSR}}/R_{\text{DSR}}$ is of the same nature as was discussed for the scattering of a photon on a transverse chain in the vacuum: it appears due to oscillating value of the overlap between the atomic eigenstate and the photon, and these oscillations have the same distance between the local minima of $\Delta N = 4$.

The transmission and reflection for the second subradiant state that appears at the Bragg resonance condition for the fundamental guided mode are shown in Fig. 9. One can see that at the second subradiant state the atom-atom interaction has different behavior. Effectively, one can say that the total spectrum mainly consists of the superradiant and a very long-lived subradiant state $T = |S_{ii}|^2 = 1 + T^{\text{BS}} + T^{\text{DS}}$, where BS/DS correspond to Bright/Dark State [78]. Foremore, increasing the number of atoms N makes this dark state more distinguishable and leads to an increase of the transmission and reduction of the reflection, see Fig. 9 (a). At the same time, the system can be purely transparent or purely reflective for a small number of atoms at this resonance condition and can have a very narrow transparency window near $\Delta/\gamma_0 \approx -1$ for the large number of atoms, as it is shown in Fig. 9 (b).

The third subradiant state, which is the result of in-

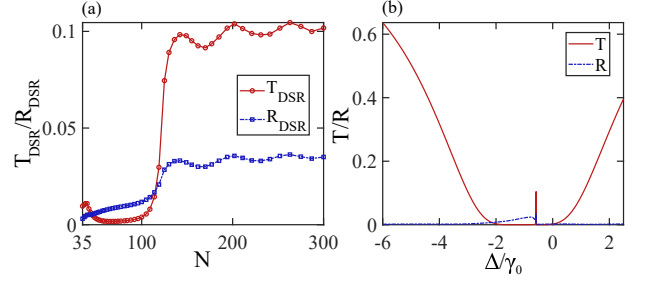


FIG. 10. (Color online) (a) Same as in Fig. 8 (a), but for the third subradiant resonance condition. (b) Transmission (red solid line) and reflection (blue dashed-dotted line) spectra for $N = 202$. All other relevant parameters are the same as for Fig. 7.

teraction between the vacuum and the nanofiber guided modes does not show any particular interesting behavior: both the transmission and the reflection are small (less than 0.1) for the considered number of atoms N , as shown in Fig. 10 (a). At the same time, the subradiant state manifests itself as a sharp resonance with a small amplitude of both the transmission T and the reflection R , see Fig. 10 (b).

IV. CONCLUSION

In conclusion, we have studied the subradiant collective states for a periodic array of two-level atoms with a given dipole moment transition in the sub-diffractive regime. We considered the atomic array both in free-space and trapped in the vicinity of an optical nanofiber. Trapping atoms with transversal dipole moments in an one-dimensional array with specific lattice periods Δz provides a significant reduction of the collective emission rate, the emission rate can be decreased further by taking a bigger number of atoms N . Importantly, we have shown that this dependency on the number of atoms is $\sim N^{-6} - N^{-7}$, unlike the known so far $\sim N^{-3}$ scaling. We have found that the corresponding period has an asymptotic value $\Delta z \approx 0.24\lambda_0$ for a large number of atoms N in the vacuum. In addition, we studied the scaling of the collective emission rate in the presence of positional disorder along the chain. We have shown that the introduction of disorder in the system leads to a slower decrease of the emission rate up to $\sim N^{-3.6}$. There is also a transition to a significantly slower decrease rate after a certain number of atoms N , which happens due to disorder-induced localization of states.

Moreover, we have studied the subradiant states when the interaction between the atoms is also provided by the fundamental guided mode of an optical nanofiber. We showed that in this scenario there are extremely subradiant states similar to those mentioned before for the vacuum case and they affect the optical properties of the system like transmittance and reflectance leading to the presence of very sharp peaks in the spectra. We found

that on the corresponding resonance frequency the system becomes either highly transparent or opaque depending upon the number of atoms N .

There are also two other types of subradiant states appear in a presence of a nanofiber. These states are present for both transverse and longitudinal case: one can be observed on the first Bragg resonance for the nanofiber guided mode and the other one is the result of an interplay between the vacuum and guided mode interaction channels. The former one allows the subradiant state on the first Bragg resonance to be visible in the transmission/reflection spectra opening a very narrow window of a partial transparency for sufficiently large N . The latter is weakly pronounced in the spectra at least for the considered set of parameter.

Extremely subradiant states studied in this work may find applications in both atomic optics and quantum information science in relation to the problem of quantum memory for instance [52]. We also want to note that such states might be studied not only in the context of cold atoms physics, but also nanophotonics: e.g. 1D arrays of dielectric or plasmonic nanoparticles. In this field of research long-lived states might be exploited in order to create tunable discrete waveguides, where the optical properties of an overall system are defined by characteristics of individual elements and their arrangement.

ACKNOWLEDGEMENT

D.F.K. acknowledges the support from the Embassy of France in Russia via the Ostrogradski scholarship, and the support from Basis Foundation. This work was supported by the European Research Council (Starting Grant HybridNet), Sorbonne Universit (PERSU program), the French National Research Agency (NanoStrong project), the Ile-de-France DIM Sirteq, and by Russian Science Foundation (project # 19-72-10129). A.S.S. is supported by the European Union (EU) (Marie Curie fellowship NanoArray).

Appendix A

The classical electromagnetic Green's tensor of our system can be found from the vector Helmholtz equation:

$$\left[-\frac{\omega^2}{c^2} \varepsilon(\mathbf{r}, \omega) + \nabla \times \nabla \times \right] \mathbf{G}(\mathbf{r}, \mathbf{r}', \omega) = \mathbf{I} \delta(\mathbf{r} - \mathbf{r}'), \quad (\text{A1})$$

where $\varepsilon(\mathbf{r}, \omega)$ is the complex dielectric function and \mathbf{I} is the unit dyad. In our case we consider a dielectric cylindrical waveguide of radius ρ_c and dielectric permittivity ε being constant inside the cylinder. To find the solution we apply the scattering superposition method [79, 80], which allows to expand the Green's tensor into the ho-

mogeneous and inhomogeneous terms:

$$\mathbf{G}(\mathbf{r}, \mathbf{r}', \omega) = \mathbf{G}_0(\mathbf{r}, \mathbf{r}', \omega) + \mathbf{G}_s(\mathbf{r}, \mathbf{r}', \omega). \quad (\text{A2})$$

As soon as we consider dielectric particles in the vicinity of the waveguide, so that \mathbf{r}, \mathbf{r}' are outside the cylinder, the homogeneous term is always present and describes the field directly generated at the field point \mathbf{r} by the source placed at the point \mathbf{r}' . This term can be obtained analytically from the Green tensor written in cartesian coordinates using the transformation from cartesian to cylindrical coordinates $\mathbf{S}(\phi) \mathbf{G}_0^{\text{Cart}}(\mathbf{r}, \mathbf{r}', \omega) \mathbf{S}^T(\phi')$, where $\mathbf{G}_0^{\text{Cart}}$ has an analytic expression [81] and is given by

$$\mathbf{G}_0^{\text{Cart}}(\mathbf{r}, \mathbf{r}', \omega) = \left(\mathbf{I} + \frac{1}{k^2} \nabla \otimes \nabla \right) G_0(\mathbf{r}, \mathbf{r}', \omega), \quad (\text{A3})$$

here $G_0(\mathbf{r}, \mathbf{r}', \omega)$ is the Green's function of the scalar Helmholtz equation.

The scattering term can be calculated via the integral representation of the homogeneous part. To obtain this representation we apply the method of Vector Wave Functions (VWF) explained in details in Ref. [79, 80], here we cover only the basic ideas and provide the final expressions. To find the solution of the vector Helmholtz equation (A1), we introduce the scalar Helmholtz equation and the solution of this equation in the cylindrical coordinates:

$$\begin{aligned} \nabla^2 \phi(\mathbf{k}, \mathbf{r}) + k^2 \phi(\mathbf{k}, \mathbf{r}) &= 0, \\ \phi_n(k_z, \mathbf{r}) &= J_n(k_\rho \rho) e^{in\theta + ik_z z}, \end{aligned} \quad (\text{A4})$$

here $J_n(x)$ is the Bessel function of the first kind, $\mathbf{r} = (\rho, \theta, z)$ are the cylindrical coordinates and k_ρ, k_z are the projections of the wavevector \mathbf{k} . The solution of the vector Helmholtz equation may be written in terms of the following vector wavefunctions:

$$\begin{aligned} \mathbf{M}_n(k_z, \mathbf{r}) &= \nabla \times [\phi_n(k_z, \mathbf{r}) \mathbf{e}_z] \\ \mathbf{N}_n(k_z, \mathbf{r}) &= \frac{1}{k} \nabla \times \mathbf{M}_n(k_z, \mathbf{r}) \end{aligned} \quad (\text{A5})$$

where \mathbf{e}_z is the so-called pilot vector, the unit vector pointing in the z direction. These VWFs $\mathbf{M}_n(k_z, \mathbf{r})$, $\mathbf{N}_n(k_z, \mathbf{r})$ correspond to TE/TM modes of the field.

One can show [79] that the homogeneous part of the Green's function can be expanded in terms of these vector wavefunction in the following way:

$$\begin{aligned} \mathbf{G}_0(\mathbf{r}, \mathbf{r}', \omega) &= -\frac{\mathbf{e}_\rho \mathbf{e}_\rho}{k_0^2} \delta(\mathbf{r} - \mathbf{r}') \\ &+ \frac{i}{8\pi} \sum_{n=-\infty}^{\infty} \int_{-\infty}^{\infty} \frac{dk_z}{k_{0\rho}^2} \mathbf{F}_n(k_z, \mathbf{r}, \mathbf{r}') \end{aligned} \quad (\text{A6})$$

and the $\mathbf{F}_n(k_z, \mathbf{r}, \mathbf{s})$ function is given by

$$\begin{aligned} &\left\{ \mathbf{M}_n^{(1)}(k_z, \mathbf{r}) \overline{\mathbf{M}}_n(k_z, \mathbf{r}') + \mathbf{N}_n^{(1)}(k_z, \mathbf{r}) \overline{\mathbf{N}}_n(k_z, \mathbf{r}') \right. \\ &\left. \mathbf{M}_n(k_z, \mathbf{r}) \overline{\mathbf{M}}_n^{(1)}(k_z, \mathbf{r}') + \mathbf{N}_n(k_z, \mathbf{r}) \overline{\mathbf{N}}_n^{(1)}(k_z, \mathbf{r}') \right\} \end{aligned} \quad (\text{A7})$$

here the first line holds for $\rho_r > \rho_{r'}$ while the second one for $\rho_r < \rho_{r'}$, and $k_0 = \omega/c$, $k_{0\rho} = \sqrt{k_0^2 - k_z^2}$ and the superscript (1) in vector wave functions denotes that the Bessel function of the first kind $J_n(k_\rho \rho)$ should be replaced with the Hankel function of the first kind $H_n^{(1)}(k_\rho \rho)$. Here we provide the explicit form of WVF:

$$\begin{aligned} \mathbf{M}_n(k_z, \mathbf{r}) &= \begin{pmatrix} \frac{in}{\rho} J_n(k_{0\rho} \rho) \\ -k_{0\rho} (J_n(k_{0\rho} \rho))' \\ 0 \end{pmatrix} e^{in\theta + ik_z z}, \\ \mathbf{N}_n(k_z, \mathbf{r}) &= \begin{pmatrix} \frac{ik_z k_{0\rho}}{k} (J_n(k_{0\rho} \rho))' \\ -\frac{nk_z}{\rho k} J_n(k_{0\rho} \rho) \\ \frac{k_{0\rho}}{k} J_n(k_{0\rho} \rho) \end{pmatrix} e^{in\theta + ik_z z} \\ \overline{\mathbf{M}}_n(k_z, \mathbf{r}') &= \begin{pmatrix} -\frac{in}{\rho'} J_n(k_{0\rho} \rho') \\ -k_{0\rho} (J_n(k_{0\rho} \rho'))' \\ 0 \end{pmatrix}^T e^{-in\theta' - ik_z z'}, \\ \overline{\mathbf{N}}_n(k_z, \mathbf{r}') &= \begin{pmatrix} -\frac{ik_z k_{0\rho}}{k} (J_n(k_{0\rho} \rho'))' \\ -\frac{nk_z}{\rho' k} J_n(k_{0\rho} \rho') \\ \frac{k_{0\rho}}{k} J_n(k_{0\rho} \rho') \end{pmatrix}^T e^{-in\theta' - ik_z z'} \end{aligned} \quad (\text{A8})$$

where $J_n(k_\rho \rho)'$ corresponds to derivative with respect to the dimensionless argument.

Now having the integral representation of the homogeneous term of the Green's function, we can construct the scattering term in a similar fashion. Let us denote the medium outside the dielectric cylinder as 1 and the medium inside as 2. The particular form of the Green's tensor depends on the position of a source point \mathbf{r}' : whether it is inside or outside the cylinder. As soon as we are interested in a situation when both source and receiver are outside the cylinder and in the latter we consider only the second case. Thus, the total Green's tensor can be written as:

$$\begin{cases} \mathbf{G}^{11}(\mathbf{r}, \mathbf{r}', \omega) = \mathbf{G}_0^{11}(\mathbf{r}, \mathbf{r}', \omega) + \mathbf{G}_s^{11}(\mathbf{r}, \mathbf{r}', \omega), \\ \mathbf{G}^{21}(\mathbf{r}, \mathbf{r}', \omega) = \mathbf{G}_s^{21}(\mathbf{r}, \mathbf{r}', \omega), \end{cases} \quad (\text{A9})$$

here the two superscripts denote position of the receiver

and the source point respectively and the two scattering parts of the Green's tensor has the following form:

$$\begin{aligned} \mathbf{G}_s^{11}(\mathbf{r}, \mathbf{r}', \omega) &= \frac{i}{8\pi} \sum_{n=-\infty}^{\infty} \int_{-\infty}^{\infty} \frac{dk_z}{k_{\rho 1}^2} \mathbf{F}_{\mathbf{M};n,1}^{11(1)}(k_z, \mathbf{r}) \overline{\mathbf{M}}_{n,1}^{(1)}(k_z, \mathbf{r}') \\ &\quad + \mathbf{F}_{\mathbf{N};n,1}^{11(1)}(k_z, \mathbf{r}) \overline{\mathbf{N}}_{n,1}^{(1)}(k_z, \mathbf{r}'), \\ \mathbf{F}_{\mathbf{M};n,1}^{11(1)}(k_z, \mathbf{r}) &= R_{MM}^{11} \mathbf{M}_{n,1}^{(1)}(k_z, \mathbf{r}) + R_{NM}^{11} \mathbf{N}_{n,1}^{(1)}(k_z, \mathbf{r}), \\ \mathbf{F}_{\mathbf{N};n,1}^{11(1)}(k_z, \mathbf{r}) &= R_{MN}^{11} \mathbf{M}_{n,1}^{(1)}(k_z, \mathbf{r}) + R_{NN}^{11} \mathbf{N}_{n,1}^{(1)}(k_z, \mathbf{r}). \quad (\text{A10}) \\ \mathbf{G}_s^{21}(\mathbf{r}, \mathbf{r}', \omega) &= \frac{i}{8\pi} \sum_{n=-\infty}^{\infty} \int_{-\infty}^{\infty} \frac{dk_z}{k_{\rho 1}^2} \mathbf{F}_{\mathbf{M};n,2}^{21}(k_z, \mathbf{r}) \overline{\mathbf{M}}_{n,1}^{(1)}(k_z, \mathbf{r}') \\ &\quad + \mathbf{F}_{\mathbf{N};n,2}^{21}(k_z, \mathbf{r}) \overline{\mathbf{N}}_{n,1}^{(1)}(k_z, \mathbf{r}'), \\ \mathbf{F}_{\mathbf{M};n,2}^{21}(k_z, \mathbf{r}) &= R_{MM}^{21} \mathbf{M}_{n,2}(k_z, \mathbf{r}) + R_{NM}^{21} \mathbf{N}_{n,2}(k_z, \mathbf{r}), \\ \mathbf{F}_{\mathbf{N};n,2}^{21}(k_z, \mathbf{r}) &= R_{MN}^{21} \mathbf{M}_{n,2}(k_z, \mathbf{r}) + R_{NN}^{21} \mathbf{N}_{n,2}(k_z, \mathbf{r}), \quad (\text{A11}) \end{aligned}$$

here the scattering Fresnel coefficients R_{AB}^{ij} are introduced and the second subscript in the VWFs denotes that k and k_ρ should be replaced with their values inside the corresponding media $k_i = \varepsilon_i(\mathbf{r}, \omega) k_0$, $k_{\rho i} = \sqrt{k_i^2 - k_z^2}$. We should notice that unlike the case of the homogeneous term, here we have products of \mathbf{M} and \mathbf{N} , which is due to the fact that the normal modes in our case have hybrid nature.

The form of the Fresnel coefficients mentioned above can be found by imposing the boundary conditions on the Green's tensor at the surface of the cylinder:

$$\begin{cases} \mathbf{e}_\rho \times [\mathbf{G}^{11}(\mathbf{r}, \mathbf{r}', \omega) - \mathbf{G}^{21}(\mathbf{r}, \mathbf{r}', \omega)]|_{\rho_r=\rho_c} = 0, \\ \mathbf{e}_\rho \times \nabla_{\mathbf{r}} \times [\mathbf{G}^{11}(\mathbf{r}, \mathbf{r}', \omega) - \mathbf{G}^{21}(\mathbf{r}, \mathbf{r}', \omega)]|_{\rho_r=\rho_c} = 0. \end{cases} \quad (\text{A12})$$

Solving for this, we can find the Fresnel coefficients R_{AB}^{ij} and, finally, construct the scattering part of the Green's tensor $\mathbf{G}_s(\mathbf{r}, \mathbf{r}', \omega)$. We provide the explicit expressions for the Fresnel coefficients below:

$$\begin{aligned}
DT(k_z) &= - \left(\frac{1}{k_{\rho 2}^2} - \frac{1}{k_{\rho 1}^2} \right)^2 k_z^2 n^2 + \left(\frac{(J_n(k_{\rho 2} \rho_c))'}{k_{\rho 2} J_n(k_{\rho 2} \rho_c)} - \frac{(H_n^{(1)}(k_{\rho 1} \rho_c))'}{k_{\rho 1} H_n^{(1)}(k_{\rho 1} \rho_c)} \right) \times \left(\frac{(J_n(k_{\rho 2} \rho_c))' k_2^2}{k_{\rho 2} J_n(k_{\rho 2} \rho_c)} - \frac{(H_n^{(1)}(k_{\rho 1} \rho_c))' k_1^2}{k_{\rho 1} H_n^{(1)}(k_{\rho 1} \rho_c)} \right) \rho_c^2 \\
R_{MM}^{11}(k_z) &= \frac{J_n(k_{\rho 1} \rho_c)}{H_n^{(1)}(k_{\rho 1} \rho_c)} \left[\left(\frac{1}{k_{\rho 2}^2} - \frac{1}{k_{\rho 1}^2} \right)^2 k_z^2 n^2 - \left(\frac{(J_n(k_{\rho 2} \rho_c))'}{k_{\rho 2} J_n(k_{\rho 2} \rho_c)} - \frac{(J_n(k_{\rho 1} \rho_c))'}{k_{\rho 1} J_n(k_{\rho 1} \rho_c)} \right) \times \right. \\
&\quad \left. \left(\frac{(J_n(k_{\rho 2} \rho_c))' k_2^2}{k_{\rho 2} J_n(k_{\rho 2} \rho_c)} - \frac{(H_n^{(1)}(k_{\rho 1} \rho_c))' k_1^2}{k_{\rho 1} H_n^{(1)}(k_{\rho 1} \rho_c)} \right) \rho_c^2 \right] \frac{1}{DT(k_z)} \\
R_{NM}^{11}(k_z) &= \frac{J_n(k_{\rho 1} \rho_c)}{H_n^{(1)}(k_{\rho 1} \rho_c)} \frac{1}{k_{\rho 1}} \left(\frac{1}{k_{\rho 1}^2} - \frac{1}{k_{\rho 2}^2} \right) \left(\frac{(J_n(k_{\rho 1} \rho_c))'}{J_n(k_{\rho 1} \rho_c)} - \frac{(H_n^{(1)}(k_{\rho 1} \rho_c))'}{H_n^{(1)}(k_{\rho 1} \rho_c)} \right) \frac{k_1 k_z n \rho_c}{DT(k_z)} \\
R_{MN}^{11}(k_z) &= R_{NM}^{11} \\
R_{NN}^{11}(k_z) &= \frac{J_n(k_{\rho 1} \rho_c)}{H_n^{(1)}(k_{\rho 1} \rho_c)} \left[\left(\frac{1}{k_{\rho 2}^2} - \frac{1}{k_{\rho 1}^2} \right)^2 k_z^2 n^2 - \left(\frac{(J_n(k_{\rho 2} \rho_c))'}{k_{\rho 2} J_n(k_{\rho 2} \rho_c)} - \frac{(H_n^{(1)}(k_{\rho 1} \rho_c))'}{k_{\rho 1} H_n^{(1)}(k_{\rho 1} \rho_c)} \right) \times \right. \\
&\quad \left. \left(\frac{(J_n(k_{\rho 2} \rho_c))' k_2^2}{k_{\rho 2} J_n(k_{\rho 2} \rho_c)} - \frac{(J_n(k_{\rho 1} \rho_c))' k_1^2}{k_{\rho 1} J_n(k_{\rho 1} \rho_c)} \right) \rho_c^2 \right] \frac{1}{DT(k_z)} \tag{A13}
\end{aligned}$$

In order to extract the fundamental guided mode contribution to the Green's tensor, one needs to take the common denominator of all of the Fresnel coefficients and expand it near the corresponding $\beta_{\text{HE}_{11}}$ value up to the first order: $DT(k_z) \approx \left. \frac{\partial DT(k_z)}{\partial k_z} \right|_{k_z=\beta_{\text{HE}_{11}}} (k_z - \beta_{\text{HE}_{11}}) + \dots$

Then one needs to calculate the pole contribution to the integral by using the residue theorem and finding the value of $\beta_{\text{HE}_{11}}$ from the dispersion relation.

Appendix B

Starting from the Eq. (3.15), where $S_{ii} = 1 - i\hbar\gamma_{wg}^{(f)} \sum_j \frac{f_j^{(t)}}{\hbar\Delta - \lambda_j}$, we want to express the transmission spectra $t = |S_{ii}|^2$ in a convenient way. For this, let us consider different kinds of terms:

$$\begin{aligned}
|S_{ii}|^2 &= 1 + \sum_{j=1}^N \left(\left| \hbar\gamma_{wg}^{(f)} \frac{f_j^{(t)}}{\hbar\Delta - \lambda_j} \right|^2 + 2\hbar\gamma_{wg}^{(f)} \text{Im} \frac{f_j^{(t)}}{\hbar\Delta - \lambda_j} + \right. \\
&\quad \left. (\hbar\gamma_{wg}^{(f)})^2 \sum_{i=1, i \neq j}^N \frac{f_j^{(t)} (f_i^{(t)})^*}{(\hbar\Delta - \lambda_j)(\hbar\Delta - \lambda_i^*)} \right) \tag{B1}
\end{aligned}$$

The second term can be simply written into the form, similar to Eq. (2.7):

$$\text{Im} \frac{f_j^{(t)} + i f_j^{(t)''}}{\hbar\Delta - \lambda_j' - i \lambda_j''} = \frac{f_j^{(t)} \lambda_j'' + f_j^{(t)'} (\hbar\Delta - \lambda_j')}{(\hbar\Delta - \lambda_j')^2 + \lambda_j''^2}. \tag{B2}$$

The last term contains cross-products of contributions from different eigenstates having different eigenvalues and we want to rewrite it in a similar way, which can be done through a sequence of the following transformations:

$$\begin{aligned}
&\sum_{j=1}^N \sum_{i=1, i \neq j}^N \frac{f_j^{(t)} (f_i^{(t)})^*}{(\hbar\Delta - \lambda_j)(\hbar\Delta - \lambda_i^*)} = \sum_{j=1}^N \sum_{i=1, i \neq j}^N \frac{f_j^{(t)} (f_i^{(t)})^*}{\lambda_j - \lambda_i^*} \left[\frac{1}{\hbar\Delta - \lambda_j} - \frac{1}{\hbar\Delta - \lambda_i^*} \right] = \\
&\sum_{j=1}^N \sum_{i=1, i \neq j}^N \frac{f_j^{(t)} (f_i^{(t)})^*}{\lambda_j - \lambda_i^*} \left(\frac{1}{\hbar\Delta - \lambda_j} \right) - \sum_{i=1}^N \sum_{j=1, j \neq i}^N \frac{f_j^{(t)} (f_i^{(t)})^*}{\lambda_j - \lambda_i^*} \left(\frac{1}{\hbar\Delta - \lambda_i^*} \right) = |i \leftrightarrow j \text{ for the 2nd term}| = \\
&\sum_{i \neq j} 2\text{Re} \frac{f_j^{(t)} (f_i^{(t)})^*}{\lambda_j - \lambda_i^*} \frac{1}{\hbar\Delta - \lambda_j} = \sum_{i \neq j} 2\text{Re} \left[\frac{f_j^{(t)} (f_i^{(t)})^*}{\lambda_j - \lambda_i^*} (\hbar\Delta - \lambda_j') \right] \frac{1}{(\hbar\Delta - \lambda_j')^2 + \lambda_j''^2} = \\
&\sum_{i \neq j} \left\{ 2\text{Re} \left[\frac{f_j^{(t)} (f_i^{(t)})^*}{\lambda_j - \lambda_i^*} \right] (\hbar\Delta - \lambda_j') - 2\text{Im} \left[\frac{f_j^{(t)} (f_i^{(t)})^*}{\lambda_j - \lambda_i^*} \right] \lambda_j'' \right\} \frac{1}{(\hbar\Delta - \lambda_j')^2 + \lambda_j''^2}. \tag{B3}
\end{aligned}$$

Finally, by combining all terms together we seek the

Eq. (3.16). Similarly to this, Eq. (3.17) for the reflection coefficient can be obtained.

-
- [1] R. Dicke, Coherence In Spontaneous Radiation Processes, *Phys. Rev.* **93**, 99 (1954).
 - [2] R. H. Lehmburg, Radiation from an N -atom system, *Phys. Rev. A* **2**, 883 (1970).
 - [3] A. V. Andreev, V. I. Emel'yanov, and Yu. A. Ill'inski, Collective spontaneous emission (Dicke superradiance) *Sov. Phys. Usp.* **23**, 493 (1980).
 - [4] M. Gross and S. Haroche, Superradiance: An essay on the theory of collective spontaneous emission, *Phys. Rep.* **93**, 301 (1982).
 - [5] I. M. Sokolov, M. D. Kupriyanova, D. V. Kupriyanov, and M. D. Havey, Light scattering from a dense and ultracold atomic gas, *Phys. Rev. A* **79**, 053405 (2009).
 - [6] D. Plankensteiner, L. Ostermann, H. Ritsch, and C. Genes, Selective protected state preparation of coupled dissipative quantum emitters, *Sci. Rep.* **5**, 16231 (2015).
 - [7] R. T. Sutherland and F. Robicheaux, Collective dipole-dipole interactions in an atomic array, *Phys. Rev. A* **94**, 013847 (2016).
 - [8] W. Guerin, M. T. Rouabah, and R. Kaiser, Light interaction with atomic ensembles: collective, cooperative and mesoscopic effects, *J. of Mod. Opt.* **64**, 895-907 (2016).
 - [9] D. V. Kupriyanov, I. M. Sokolov, and M. D. Havey, Mesoscopic coherence in light scattering from cold, optically dense and disordered atomic systems, *Phys. Rep.* **671**, 1-60 (2017).
 - [10] A. S. Kuraptsev and I. M. Sokolov, Spontaneous decay of an atom excited in a dense and disordered atomic ensemble: Quantum microscopic approach, *Phys. Rev. A* **90**, 012511 (2014).
 - [11] D. E. Chang, J. S. Douglas, A. González-Tudela, C.-L. Hung, and H. J. Kimble, Colloquium: Quantum matter built from nanoscopic lattices of atoms and photons, *Rev. Mod. Phys.* **90**, 031002 (2018).
 - [12] Y. Miroshnychenko, W. Alt, I. Dotsenko, L. Förster, M. Khudaverdyan, D. Meschede, D. Scharader, and A. Rauschenbeutel, An atom-sorting machine, *Nature* **442**, 151 (2006).
 - [13] M. Endres, H. Bernien, A. Keesling, H. Levine, E. R. Anschuetz, and A. Krajenbrink, Atom-by-atom assembly of defect-free one-dimensional cold atom arrays, *Science* **354**, 1024-1027 (2016).
 - [14] F. Nogrette, H. Labuhn, S. Ravets, D. Barredo, L. Béguin, A. Vernier, T. Lahaye, and A. Browaeys, Single-atom trapping in holographic 2D arrays of microtraps with arbitrary geometries, *Phys. Rev. X* **4**, 021034 (2014).
 - [15] D. Barredo, S. de Léséleuc, V. Lienhard, T. Lahaye, and A. Browaeys, An atom-by-atom assembler of defect-free arbitrary two-dimensional atomic arrays, *Science* **354**, 1021-1023 (2016).
 - [16] H. Kim, W. Lee, H.-g. Lee, H. Jo, Y. Song, and J. Ahn, In situ single-atom array synthesis using dynamic holographic optical tweezers, *Nat. Commun.* **7**, 13317 (2016).
 - [17] D. Ohl de Mello, D. Schäffner, J. Werkmann, T. Preuschoff, L. Kohfahl, M. Schlosser, and G. Birkel, Defect-Free Assembly of 2D Clusters of More Than 100 Single-Atom Quantum Systems, *Phys. Rev. Lett.* **122**, 203601 (2019).
 - [18] K. D. Nelson, M. Müller, I. Lesanovsky, P. Zoller, and H. P. Büchler, A Rydberg quantum simulator, *Nat. Phys.* **3**, 556-560 (2007).
 - [19] D. Barredo, V. Lienhard, S. de Léséleuc, T. Lahaye, and A. Browaeys, Synthetic three-dimensional atomic structures assembled atom by atom, *Nature* **561**, 79-82 (2018).
 - [20] R. A. de Oliveira, M. S. Mendes, W. S. Martins, P. L. Saldanha, J. W. R. Tabosa, and D. Felinto, Single-photon superradiance in cold atoms, *Phys. Rev. A* **90**, 023848 (2014).
 - [21] A. Goban, C.-L. Hung, J. D. Hood, S.-P. Yu, J. A. Muniz, O. Painter, and H. J. Kimble, Superradiance for Atoms Trapped Along a Photonic Crystal Waveguide, *Phys. Rev. Lett.* **115**, 063601 (2015).
 - [22] S. L. Bromley, B. Zhu, M. Bishof, X. Zhang, T. Bothwell, J. Schachenmayer, T. L. Nicholson, R. Kaiser, S. F. Yelin, M. D. Lukin, A. M. Rey, and J. Ye, Collective atomic scattering and motional effects in a dense coherent medium, *Nat. Commun.* **7**, 11039 (2016).
 - [23] M. O. Araújo, I. Kresić, R. Kaiser, and W. Guerin, Superradiance in a large and dilute cloud of atoms in the linear-optics regime, *Phys. Rev. Lett.* **117**, 073002 (2016).
 - [24] S. J. Roof, K. J. Kemp, M. D. Havey, and I. M. Sokolov, Observation of single-photon superradiance and the cooperative Lamb shift in an extended sample of cold atoms, *Phys. Rev. Lett.* **117**, 073003 (2016).
 - [25] T. Bienaimé, N. Piovella, and R. Kaiser, Controlled Dicke subradiance from a large cloud of two-level systems, *Phys. Rev. Lett.* **108**, 123602 (2012).
 - [26] M. O. Scully, Single photon subradiance: Quantum control of spontaneous emission and ultrafast readout, *Phys. Rev. Lett.* **115**, 243602 (2015).
 - [27] W. Guerin, M. O. Araújo, and R. Kaiser, Subradiance in a large cloud of cold atoms, *Phys. Rev. Lett.* **116**, 083601 (2016).
 - [28] H. H. Jen, M.-S. Chang, and Y.-C. Chen, Cooperative single-photon subradiant states, *Phys. Rev. A* **94**, 013803 (2016).
 - [29] Y.-X. Zhang, and K. Mølmer, Theory of Subradiant States of a One-Dimensional Two-Level Atom Chain, *Phys. Rev. Lett.* **122**, 203605 (2019).
 - [30] Yu-Xiang Zhang, Chuan Yu, and Klaus Mølmer, Subradiant Dimer Excited States of Atom Chains Coupled to a 1D Waveguide, [arXiv:1908.01818](https://arxiv.org/abs/1908.01818) [quant-ph]
 - [31] R. G. DeVoe, and R. G. Brewer, Observation of superradiant and subradiant spontaneous emission of two trapped ions, *Phys. Rev. Lett.* **76**, 2049 (1996).
 - [32] B. H. McGuyer, M. McDonald, G. Z. Iwata, M. G. Tarallo, W. Skomorowski, R. Moszynski, and T. Zelevinsky, Precise study of asymptotic physics with subradiant ultracold molecules, *Nat. Phys.* **11**, 32 (2015).
 - [33] M. D. Barnes, P. S. Krstic, P. Kumar, A. Mehta, and J. C. Wells, Far-field modulation of fluorescence decay rates in pairs of oriented semiconducting polymer nanostructures, *Phys. Rev. B* **71**, 241303(R) (2005).

- [34] P. Weiss, M. O. Araújo, R. Kaiser, and W. Guerin, Subradiance and radiation trapping in cold atoms, *New J. Phys.* **20**, 063024 (2018).
- [35] D. Bhatti, R. Schneider, S. Oppel, and J. von Zanthier, Directional Dicke subradiance with nonclassical and classical light sources, *Phys. Rev. Lett.* **120**, 113603 (2018).
- [36] D. E. Chang, V. Vuletic, and M. D. Lukin, Quantum nonlinear optics - Photon by photon, *Nat. Photonics* **8**, 685-694 (2014).
- [37] H. Pichler, T. Ramos, A.J. Daley, and P. Zoller, Quantum optics of chiral spin networks, *Phys. Rev. A* **91**, 042116 (2015).
- [38] V. I. Balykin, K. Hakuta, F. L. Kien, J. Q. Liang, and M. Morinaga, Atom trapping and guiding with a subwavelength-diameter optical fiber, *Phys. Rev. A* **70**, 011401(R) (2004).
- [39] H. Zheng, D. J. Gauthier, and H. U. Baranger, Waveguide-QED-Based Photonic Quantum Computation, *Phys. Rev. Lett.* **111**, 090502 (2013).
- [40] J.-T. Shen and S. Fan, Strongly correlated two-photon transport in a one-dimensional waveguide coupled to a two-level system, *Phys. Rev. Lett.* **98**, 153003 (2007).
- [41] X. Gu, A. F. Kockum, A. Miranowicz, Y.-x. Liu, and F. Nori, Microwave Photonics with Superconducting Quantum Circuits, *Phys. Rep.* **718719**, 1 (2017).
- [42] T. S. Tsoi, and C. K. Law, Quantum interference effects of a single photon interacting with an atomic chain inside a one-dimensional waveguide, *Phys. Rev. A* **78**, 063832 (2008).
- [43] X. Qi, B. Q. Baragiola, P. S. Jessen, and I. H. Deutsch, Dispersive response of atoms trapped near the surface of an optical nanofiber with applications to quantum non-demolition measurement and spin squeezing, *Phys. Rev. A* **93**, 023817 (2016).
- [44] Z. Liao, M. Al-Amri, and M. S. Zubairy, Measurement of deep-subwavelength emitter separation in waveguide-QED system, *Opt. Express* **25**, 31997 (2017).
- [45] Z. Liao, X. Zeng, S.-Y. Zhu, and M. S. Zubairy, Single-photon transport through an atomic chain coupled to a one-dimensional nanophotonic waveguide, *Phys. Rev. A* **92**, 023806 (2015).
- [46] D. Roy, C. M. Wilson, and O. Firstenberg, Colloquium: Strongly interacting photons in one-dimensional continuum, *Rev. Mod. Phys.* **89**, 021001 (2017).
- [47] S. Mahmoodian, M. Čepulkovskis, S. Das, P. Lodahl, K. Hammerer, and A. S. Sørensen, Strongly correlated photon transport in waveguide QED with weakly coupled emitters, *Phys. Rev. Lett.* **121**, 143601 (2018).
- [48] A. González-Tudela, V. Paulisch, H. J. Kimble, and J. I. Cirac, Efficient multiphoton generation in waveguide quantum electrodynamics, *Phys. Rev. Lett.* **118**, 213601 (2017).
- [49] V. Paulisch, H. J. Kimble, A. González-Tudela, Universal quantum computation in waveguide QED using decoherence free subspaces, *New J. Phys.* **18**, 043041 (2016).
- [50] D. F. Kornovan, A. S. Sheremet, and M. I. Petrov, Collective polaritonic modes in an array of two-level quantum emitters coupled to an optical nanofiber, *Phys. Rev. B* **94**, 245416 (2016).
- [51] D. F. Kornovan, M. I. Petrov, and I. V. Iorsh, Transport and collective radiance in a basic quantum chiral optical model, *Phys. Rev. B* **96**, 115162 (2017).
- [52] A. Asenjo-Garcia, M. Moreno-Cardoner, A. Albrecht, H. J. Kimble, and D. E. Chang, Exponential improvement in photon storage fidelities using subradiance and selective radiance in atomic arrays, *Phys. Rev. X* **7**, 031024 (2017).
- [53] H.R. Haakh, S. Faez, and V. Sandoghdar, Polaritonic normal-mode splitting and light localization in a one-dimensional nanoguide, *Phys. Rev. A* **94**, 053840 (2016).
- [54] V. A. Pivovarov, A. S. Sheremet, L. V. Gerasimov, V. M. Porozova, N. V. Corzo, J. Laurat, and D. V. Kupriyanov, Light scattering from an atomic array trapped near a one-dimensional nanoscale waveguide: A microscopic approach, *Phys. Rev. A* **97**, 023827 (2018).
- [55] E. Vetsch, D. Reitz, G. Sagué, R. Schmidt, S. T. Dawkins, and A. Rauschenbeutel, Optical interface created by Laser-cooled atoms trapped in the evanescent field surrounding an optical nanofiber, *Phys. Rev. Lett.* **104**, 203603 (2010).
- [56] A. Goban, K. S. Choi, D. J. Alton, D. Ding, C. Lacroûte, M. Pototschnig, T. Thiele, N. P. Stern, and H. J. Kimble, Demonstration of a state-insensitive, compensated nanofiber trap, *Phys. Rev. Lett.* **109**, 033603 (2012).
- [57] B. Gouraud, D. Maxein, A. Nicolas, O. Morin, and J. Laurat, Demonstration of a memory for tightly guided light in an optical nanofiber, *Phys. Rev. Lett.* **114**, 180503 (2015).
- [58] N. V. Corzo, B. Gouraud, A. Chandra, A. Goban, A. S. Sheremet, D. V. Kupriyanov, and J. Laurat, Large Bragg reflection from one-dimensional chains of trapped atoms near a nanoscale waveguide, *Phys. Rev. Lett.* **117**, 133603 (2016).
- [59] H. L. Sørensen, J.-B. Béguin, K. W. Kluge, I. Iakoupov, A. S. Sørensen, J. H. Müller, E. S. Polzik, and J. Appel, Coherent backscattering of light off one-dimensional atomic strings, *Phys. Rev. Lett.* **117**, 133604 (2016).
- [60] J.-B. Béguin, J. H. Müller, J. Appel, and E. S. Polzik, Observation of quantum spin noise in a 1D light-atoms quantum interface, *Phys. Rev. X* **8**, 031010 (2018).
- [61] N. V. Corzo, J. Raskop, A. Chandra, A. S. Sheremet, B. Gouraud, and J. Laurat, Waveguide-coupled single collective excitation of atomic arrays, *Nature* **566**, 359 (2019).
- [62] P. Solano, P. Barberis-Blostein, F. K. Fatemi, L. A. Orozco, and S. L. Rolston, Superradiance reveals infinite-range interactions through a nanofiber, *Nat. Commun.* **8**, 1857 (2017).
- [63] W. H. Weber and G. W. Ford, Propagation of optical excitations by dipolar interactions in metal nanoparticle chains, *Phys. Rev. B* **70**, 125429 (2004).
- [64] I. Rasskazov, S. Karpov, and V. Markel, Waveguiding properties of short linear chains of nonspherical metal nanoparticles, *J. Opt. Soc. Am. B* **31**, 2981-2989 (2014).
- [65] V. A. Markel, Coupled-dipole approach to scattering of light from a one-dimensional periodic dipole structure, *J. of Mod. Opt.*, **40**(11), 2281-2291 (1993).
- [66] V. A. Markel, Divergence of dipole sums and the nature of non-Lorentzian exponentially narrow resonances in one-dimensional periodic arrays of nanospheres, *J. Phys. B* **38**, L115 (2005).
- [67] R. J. Bettles, S. A. Gardiner, and C. S. Adams, Cooperative eigenmodes and scattering in one-dimensional atomic arrays, *Phys. Rev. A* **94**, 043844 (2016).
- [68] R. T. Sutherland and F. Robicheaux, Collective dipole-dipole interactions in an atomic array, *Phys. Rev. A* **94**, 013847 (2016).
- [69] C. Cohen-Tannoudji, J. Dupont-Roc, and G. Grynberg, *Atom-Photon Interactions Basic Processes and Applica-*

- tions (Wiley, New York, 1992).
- [70] A. S. Sheremet, A. D. Manukhova, N. V. Larionov, and D. V. Kupriyanov, Cooperative light scattering on an atomic system with degenerate structure of the ground state, *Phys. Rev. A* **86**, 043414 (2012).
 - [71] V. A. Markel, Antisymmetrical optical states, *J. Opt. Soc. Am. B* **12**, 1783 (1995).
 - [72] W. Feng, Y. Li, and S.-Y. Zhu, Cooperative spontaneous emission of three identical atoms, *Phys. Rev. A* **88**, 033856 (2013).
 - [73] G. S. Blaustein, M. I. Gozman, O. Samoylova, I. Y. Polishchuk, and A. L. Burin, Guiding optical modes in chains of dielectric particles, *Opt. Express* **15**, 17380 (2007).
 - [74] B. Kramer and A. MacKinnon, Localization: theory and experiment, *Rep. Prog. Phys.* **56**, 1469 (1993)
 - [75] V. G. Minogin and S. Nic Chormaic, Manifestation of the van der Waals surface interaction in the spontaneous emission of atoms into an optical nanofiber, *Laser Phys.* **20**, 32 (2010).
 - [76] T. Gruner and D.-G. Welsch, Green-function approach to the radiation-field quantization for homogeneous and inhomogeneous Kramers-Kronig dielectrics, *Phys. Rev. A* **53**, 1818 (1996).
 - [77] H. T. Dung, L. Knöll, and D.-G. Welsch, Resonant dipole-dipole interaction in the presence of dispersing and absorbing surroundings, *Phys. Rev. A* **66**, 063810 (2002).
 - [78] D. Plankensteiner, C. Sommer, H. Ritsch, and C. Genes, Cavity antiresonance spectroscopy of dipole coupled sub-radiant arrays, *Phys. Rev. Lett.* **119**, 093601 (2017).
 - [79] W. C. Chew, *Waves and Fields in Inhomogeneous Media* (WileyIEEE Press, New York, 1999).
 - [80] C. T. Tai, *Dyadic Green's Functions in Electromagnetic Theory*, 2nd ed. (IEEE Press, Piscataway, NJ, 1994).
 - [81] L. Novotny and B. Hecht, *Principles of Nano-Optics* (Cambridge University Press, Cambridge, UK, 2012).