

# RIDM: Reinforced Inverse Dynamics Modeling for Learning from a Single Observed Demonstration

Brahma S. Pavse<sup>1</sup>, Faraz Torabi<sup>1</sup>, Josiah Hanna<sup>1</sup>, Garrett Warnell<sup>2</sup>, and Peter Stone<sup>1</sup>

**Abstract**—Augmenting reinforcement learning with imitation learning is often hailed as a method by which to improve upon learning from scratch. However, existing methods for integrating these two techniques are subject to several unrealistic assumptions: that demonstrator action information will be available, that many demonstration trajectories will be available, and that extra information about the underlying task will be available and can be used to advantageously transform the agent’s state space. In this paper, we investigate whether or not these assumptions are necessary by introducing and evaluating *reinforced inverse dynamics modeling (RIDM)*, a new machine learning method that combines imitation from observation (IfO) and reinforcement learning with no dependence on demonstrator action information, multiple demonstration trajectories, or task-specific state transformations. Given a single, state-only trajectory corresponding to an expert demonstration consisting of only raw states, RIDM employs a novel paradigm of combining imitation learning and reinforcement learning to find a controller that is able to both mimic the demonstrated state trajectory and also maximize an external environment reward signal. We experimentally compare our technique to a reasonable baseline algorithm in relevant scenarios on six MuJoCo domains, finding that it produces state-of-the-art results. We also apply our algorithm to simulated robot soccer skill learning and a UR5 physical robot arm.

## I. INTRODUCTION

Two of the most prevalent paradigms for behavior learning in artificial agents are imitation learning (IL) [1], [2] and reinforcement learning (RL) [3]. Agents that use IL receive a strong training signal in the form of an expert demonstration, but because their goal is imitation, their task performance is typically upper bounded by that of the expert. Agents using RL, on the other hand, can theoretically learn behaviors that are optimal with respect to a predefined task reward, but face a great deal of difficulty in doing so due to practical matters such as the size of the state space or the sparsity of the reward function. Because of the relative advantages and disadvantages of both of these paradigms, it seems natural to investigate whether or not one can integrate them in order to get the best of both methods.

While this idea has been explored to a certain extent in the existing literature [4]–[6], several important issues remain. First, learners employing these techniques often require access to the internal control signals used by a demonstrator in order to be able to leverage the demonstration information [6]–[8]. This requirement makes it difficult to obtain useful demonstrations since it requires a high level of internal access to the demonstration platform, preventing, e.g., the use of numerous video demonstrations such as YouTube

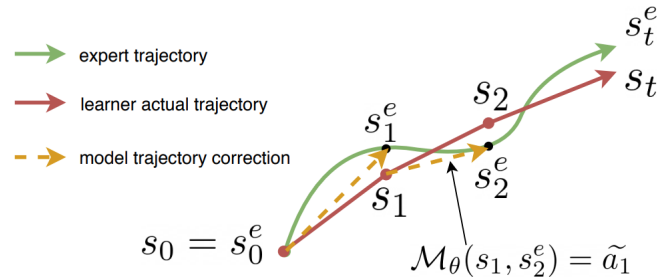


Fig. 1. RIDM applies an inverse dynamics model,  $\mathcal{M}_\theta$ , on the learner’s current state,  $s_t$ , to the expert’s next state,  $s_{t+1}^e$ , such that the sequence of inferred actions,  $\{\tilde{a}_t\}$ , maximizes the cumulative reward from the environment. At each time step, the agent attempts to reach a desired setpoint defined by the expert’s next state,  $s_{t+1}^e$  (black dot). It actually reaches  $s_{t+1}$  (red dot), but each time  $\mathcal{M}_\theta$  attempts to correct the trajectory by considering the next setpoint.

videos. A second limitation of many existing techniques is the requirement for *many* expert demonstrations [9]. This requirement also makes obtaining sufficient demonstration data difficult in that it requires a high level of access to expert demonstrators. Finally, existing methods typically assume that they will have access to task-specific state space transformations during the learning process that can be used to make learning easier [7], [10], [11]. For example, advanced domain knowledge about a desired behavior allows one to introduce special state space features designed to make reward function representation easier such as using the *distance* to certain subgoals in the state space rather than using the agent’s natural (or *raw*) state information directly (see, e.g., Figure 2). While obtaining such a transformation may be fairly easy for a given task, it will, in general, need to be re-derived for each new task encountered and therefore represents a significant practical hurdle to overcome when using existing methods.

In this paper, we propose a new technique for performing integrated IL and RL called *reinforced inverse dynamics modeling (RIDM)* that seeks to bypass the issues identified above. RIDM uses recent ideas from model-based imitation from observation (IfO) to enable integrated imitation and reinforcement learning from a *single, action-free* demonstration consisting of only *raw states*. Moreover, RIDM represents a new paradigm for combining IL and RL in that the agent’s behavior is driven not by a classical policy function or value function, but rather directly by the fixed demonstration trajectory coupled with a parameterized inverse dynamics model. While flexible in the choice of this model, we show that RIDM can employ robust and well-understood local controllers that admit relatively low-dimensional parame-

<sup>1</sup>University of Texas at Austin, <sup>2</sup>U.S. Army Research Laboratory, Correspondence to: Brahma S. Pavse <brahmasp@cs.utexas.edu>

terizations such as a proportional-integral-derivative (PID) controller. To optimize the agent’s behavior in response to the environment reward, RIDM modifies only the parameters of this inverse dynamics model, using the fixed demonstration trajectory information to define the sequence of set points.

We posit that this unique, model-driven way in which RIDM approaches integrated imitation and reinforcement learning will result in high-quality behavior trajectories from trial to trial. Consequently, we hypothesize that RIDM will be able to outperform baseline techniques (i.e., those that use typical policy functions or value functions to drive behavior) for scenarios in which only a single, raw-state-only demonstration is provided. We perform several quantitative experiments focused on both simulated and real robot control tasks, and we find that, indeed, the behaviors learned using RIDM achieve better final performance than those learned by other algorithms.

The remainder of the paper is organized as follows. Section II discusses the current literature in IfO, and integrating RL and IL. Section III outlines the preliminaries. Section IV details our proposed control algorithm, RIDM. Section V discusses our experiments on the MuJoCo domain, SimSpark robot soccer simulator, and UR5 physical robot arm. Finally, Section VI concludes.

## II. RELATED WORK

This section provides a broad outline of research related to our work. The section is organized as follows. Section II-A details previous work on imitation from observation. Section II-B discusses efforts in integrating reinforcement learning and imitation learning.

### A. Imitation from Observation

The focus of imitation from observation (IfO) [12], [13] is to learn a policy that results in similar behavior as the expert demonstration with state-only demonstrations. There are broadly two approaches: (1) model-based and (2) model-free. In our work, we are focused on model-based approaches.

Many model-based IfO algorithms use an inverse dynamics model, i.e., a mapping from state-transitions to actions. The most related work to ours may be the work of Nair et al. [14], who show the learner a single demonstration of an expert performing some task with the intention of the learner replicating the task. Their algorithm allows the learner to undergo self-supervision by collecting states and actions, which are then used to train a neural network inverse dynamics model. The learned model is then applied on the expert demonstration to infer the expert actions. The actions are then executed to replicate the demonstrated behavior. Another method is behavioral cloning from observation (BCO) [10], which consists of two phases. The first phase trains an inverse dynamics model in a self-supervised fashion, and applies the learned model on the expert demonstration(s) to infer the expert actions. The second phase involves training a policy by behavioral cloning (BC) [15], which maps the expert states to the inferred actions. BCO, however, does not factor in the environment reward to train the inverse dynamics model or policy in either of the phases.

Our work differs from past work in this area in that we reinforce the learning of an inverse dynamics model by incorporating the provided environment reward. We use a PID controller to represent our inverse dynamics model instead of a neural network as done by Hanna et al. [16] Nair et al. [14], and Torabi et al. [10].

### B. Integrating Reinforcement Learning and Imitation Learning

Another area of research related to our work is dealing with the case in which an expert demonstration may be sub-optimal. One way to address this issue is by combining reinforcement learning and imitation learning.

There has been significant effort to combine reinforcement learning and imitation learning. For example, Taylor et al. [4] introduced Human-Agent Transfer, an algorithm that uses a human demonstration to build a base policy, which is further refined using reinforcement learning on a robot soccer domain. Lakshminarayanan et al. [5] uses a hybrid formulation of reward and expert state-action information in the replay buffer when training deep Q-network (DQN) to speed-up the training procedure. Hosu et al. [17] use deep RL to learn an Atari game but they use human checkpoint replays as starting points during the learning process instead of re-starting the game at the end of the episode. Subramanian et al. [18] and Nair et al. [19] use IL information to alleviate the exploration process in RL. Hester et al. [8] pre-train a deep neural network by optimizing a loss that includes a temporal difference (TD) loss as well as supervised learning loss with the expert actions. Zhu et al. [6] optimize a linear combination of the imitation reward outputted by generative adversarial imitation learning (GAIL) [7] and the task reward. These works assume that the learner has access to the expert’s actions.

Our work is distinct from all these works in that we focus on the integration of reinforcement learning and imitation from observation where we only have access to expert state trajectories – *not* the expert actions.

## III. PRELIMINARIES

In this section, we describe relevant notation and background. In particular, Section III-A provides a formal definition of the machine learning problem of interest, and Section III-B provides background on imitation learning.

### A. Reinforcement Learning (RL)

We model agents interacting in an environment as a Markov decision process (MDP). A MDP is denoted by the tuple  $M = \langle S, A, T, R \rangle$ , where  $S$  is the state space of the agent,  $A$  is the action space of the agent,  $T$  defines the environment transition function that gives the probability of the agent moving from one state to another given that the agent took a particular action (i.e.,  $T : S \times A \times S \rightarrow [0, 1]$ ), and  $R$  is the scalar-valued reward function that dictates the reward received by the agent when moving from one state to another via a particular action. In the context of the MDP framework, the reinforcement learning problem is that of iteratively refining the agent’s behavior so as to find a control

policy,  $\pi : S \rightarrow A$ , that the agent can use to maximize the total cumulative reward it receives.

### B. Imitation Learning (IL)

In contrast to reinforcement learning, conventional imitation learning involves a learner leveraging the experience of an expert demonstrator. This experience is provided in the form of demonstration trajectories  $D^e = \{(s_t^e, a_t^e)\}$ , where  $s_t^e$  denotes the state of the expert at a given time index  $t$ , and  $a_t^e$  denotes the action taken by the expert at that time. Given one or many such demonstrations, the goal in IL is that of learning a control policy  $\pi$  that the learning (imitating) agent can use to produce behavior similar to that of the expert.

IL in the absence of expert action information,  $\{a_t^e\}$ , is called imitation from observation (IfO). The IfO problem is that of learning the same imitation policy  $\pi$  as in IL, but without access to this action information. In the IfO scenario, the expert demonstration has the form  $D^e = \{s_t^e\}$ , i.e., the learner is shown only the states of the expert. In this case, most IL methods no longer apply, and we must find new strategies. We might try, for example, to infer the expert actions  $\{a_t^e\}$  to get  $\{\tilde{a}_t^e\}$  for each state  $\{s_t^e\}$ , and therefore approximate  $\tilde{D}^e = \{(s_t^e, \tilde{a}_t^e)\}$  and then apply conventional IL methods. In this work, we study the problem of integrating IfO with RL.

## IV. REINFORCED INVERSE DYNAMICS MODELING

We now propose an algorithm called reinforced inverse dynamics modeling (RIDM) – a new method for integrating IfO and RL. RIDM learns a strategy by which an agent can select actions  $\{\tilde{a}_t\}$  that allow it to achieve a high level of task performance when it has available a single, state-only expert demonstration,  $D^e = \{s_t^e\}$ .

RIDM achieves this by learning and using an inverse dynamics model,  $\mathcal{M}_\theta$ , that infers which action to take at any given time instant based on both the agent’s current state and a desired next state (sometimes referred to in other literature as a *set point*). Under RIDM, the agent’s actions are computed as  $\tilde{a}_t = \mathcal{M}_\theta(s_t, s_{t+1}^e)$ , where  $s_t$  is the learner’s current state and  $s_{t+1}^e$  is the state of the expert at the next time instant. The goal of RIDM is to find an optimal  $\theta$  such that the generated action sequence maximizes the cumulative reward from the environment,  $R_{env}(\mathcal{M}_\theta)$ . That is, while RIDM infers which actions to take by using the expert’s state transition sequence as a sequence of set points, it may actually be desirable that the induced state sequence *differ* from the expert’s so that the agent can collect additional environment reward. Figure 1 depicts this process and, to the best of our knowledge, using such a scheme to perform integrated IfO and RL is unique in the literature.

Broadly speaking, RIDM consists of two phases. The goal of the first phase is to initialize the inverse dynamics model. This can either be done by selecting  $\theta$  at random, or – if a known policy is available to the learner – by having the agent generate its own set of state-action-next-state triples and using supervised learning to fit  $\theta$  to those triples. In the second phase, RIDM alternates between generating agent behavior according to  $\theta$  and the expert demonstration and

optimizing  $\theta$  in response to the amount of environment reward obtained by the generated behavior. During this phase, the learner uses the demonstration to guide the agent’s behavior (i.e., imitation) and uses the observed environment reward to adjust  $\theta$  such that actions leading to high rewards are generated (i.e., reinforcement). The goal of this two-phase procedure is to allow the agent to reach the expert’s level of performance and, hopefully, to outperform it. The pseudo-code for RIDM is given in Algorithm 1, and each phase is described in more detail below.

---

### Algorithm 1 RIDM

---

**Require:** Single, state-only demonstration  $D^e := \{s_t^e\}$

- 1: **if**  $\pi^{pre}$  available **then**
- 2:   Generate  $D^{pre} := \{(s_t^{pre}, a_t^{pre})\}$  using  $\pi^{pre}$
- 3:   Initialize  $\theta$  as the solution to (1)
- 4: **else**
- 5:   Initialize  $\theta$  uniformly at random
- 6: **end if**
- 7: **while**  $\theta$  not converged **do**
- 8:   **for**  $t = 0 : |D^e| - 1$  **do**
- 9:      $\tilde{a}_t := \mathcal{M}_\theta(s_t, s_{t+1}^e)$
- 10:    Execute  $\tilde{a}_t$  and record  $s_{t+1}$  and reward  $r_t$
- 11:   **end for**
- 12:   Compute cumulative episode reward  $R_{env} = \sum_t r_t$
- 13:   Update  $\theta$  by solving (2)
- 14: **end while**
- 15: **return**  $\theta^*$

---

#### A. Inverse Dynamics Model Pre-training

During RIDM’s optional first phase, an initial value for  $\theta$  is sought. This initialization is accomplished either through the use of data collected by the learner using a pre-defined exploration policy or, if such a policy is not available, by simply selecting the parameter value at random. The reason we allow for RIDM to take advantage of an available exploration policy is that, if that policy can achieve a reasonable level of task performance, it is likely that the resulting initial value for  $\theta$  will be much better than one drawn at random and help speed optimization in the next phase.

In the case where an exploration policy  $\pi^{pre}$  is available, RIDM computes an initial value for  $\theta$  as follows. First, the learner executes  $\pi^{pre}$  in the environment and records the resulting experience as a trajectory of length  $T$  that we denote as  $D^{pre} = \{(s_t^{pre}, a_t^{pre}, s_{t+1}^{pre})\}$ . The initial value for  $\theta$  is then computed by solving the following supervised learning problem:

$$\theta^* = \arg \max \left( -\frac{1}{T} \sum_{t=1}^T \sum_{n=1}^N \frac{|\mathcal{M}_\theta(s_t^{pre}, s_{t+1}^{pre})_n - a_{tn}^{pre}|}{\max(a_n^{pre}) - \min(a_n^{pre})} \right), \quad (1)$$

where  $N$  is the dimensionality of the action space,  $a_{tn}^{pre}$  denotes the scalar value of the  $n^{\text{th}}$  component of the action vector  $a_t^{pre}$ , and  $\max(a_n^{pre})$  denotes the maximum value of  $a_{tn}^{pre}$  across all  $t$ . Above, notice that the goal of the optimization problem is to select  $\theta$  such that  $\mathcal{M}_\theta(s_t^{pre}, s_{t+1}^{pre})_n$

is a good approximation of the true action value  $a_{tn}^{pre}$ . We adopt the particular loss given above because we found that it worked well in practice. It is able to effectively trade off short-term errors in order to optimize the differences across a full trajectory, and the normalization term ensures greater accuracy for actions which vary over a smaller range. RIDM solves (1) using a blackbox optimization technique (eg., CMA-ES [20]). Note, however, this phase is optional.

### B. Inverse Dynamics Model Reinforcement

RIDM’s required second phase seeks to iteratively update the inverse dynamics model parameters in response to the environment reward. The process executed here is illustrated in Figure 1, where one can see that RIDM uses the expert’s demonstration as a type of behavior template in the sense that the expert’s state trajectory is used as a sequence of set points to drive behavior.

The iterative updates to  $\theta$  are computed as follows. First, the learner uses  $\mathcal{M}_\theta$  and the expert demonstration to generate a trajectory of experience. It does so by, when in state  $s_t$  at time step  $t$ , executing action  $\tilde{a}_t = \mathcal{M}_\theta(s_t, s_{t+1}^e)$ , which results in a transition to state  $s_{t+1}$  and the observation of reward  $r_t$ . After this trajectory has been generated, the learner computes the cumulative environment reward  $R_{env}(D^e ; \theta) = \sum_t r_t$ , where we have made the dependence on both the (fixed) expert demonstration data  $D^e$  and the (tunable) model parameters  $\theta$  explicit. Finally, an update to  $\theta$  is computed as the solution to

$$\theta^* = \arg \max R_{env}(D^e ; \theta). \quad (2)$$

It is important to note that, here, expert’s actions are *unknown*. While  $R_{env}(D^e ; \theta)$  is used to reinforce the learning of the inverse dynamics model parameters, the learner is always guided by the same, fixed, state-only expert demonstration trajectory.

For each iteration of the above procedure, RIDM solves (2) again using a blackbox optimization technique (eg., CMA-ES [20] or Bayesian optimization [21]).

## V. EMPIRICAL RESULTS

We now turn our attention toward empirically validating our hypothesis, i.e., that behaviors learned using RIDM will outperform those learned using baseline methods. We are concerned here with the particular case in which only a single, state-only demonstration is available to the agent and no task-specific state transformation can be performed. Our experiments focus on robot control tasks, both simulated tasks carried out using the MuJoCo and SimSpark simulators, and a physical task carried out using a UR5 robot arm. In all of our experiments, RIDM uses a PID controller as the inverse dynamics model – given the current state and a desired next state (or *set point*), the PID controller generates an action that attempts to induce the set point. The set point at each time step is fixed according to the demonstration, and RIDM uses reinforcement learning to tune the PID gains such that the overall agent behavior can best maximize an external environment reward. RIDM uses CMA-ES [20] in all the simulated experiments, and Bayesian optimization [21] in

the physical robot experiments to learn the inverse dynamics model.

This section is organized as follows. First, we provide experimental motivation for studying RIDM in the single, state-only demonstration and raw state space case. Next, we establish a reasonable IFO+RL baseline that can also operate in this regime, and we validate our hypothesis by comparing RIDM to this baseline. In each of our evaluations, we scale the reported performance metrics such that a score of 0 corresponds to the behavior of a random policy, and a score of 1 corresponds to the behavior of the expert. Note that, because we are combining imitation learning with reinforcement learning, it is reasonable to expect that the algorithm will outperform the expert on some tasks. Finally, we conclude this section by also reporting additional empirical results for applying RIDM to both simulated robot soccer skill learning and to learning to perform a behavior on a physical UR5 arm robot.

### A. Experimental Setup

Prior research has established that the availability of demonstrator action information and many demonstration trajectories are critical for the success of existing imitation learning algorithms [10], [11]. While RIDM is advantageous in that it does not depend on the availability of the above information, we have also claimed that it does not rely on state spaces that have been advantageously transformed using extra, task-specific information. We now seek to experimentally motivate the need for overcoming this issue by showing the level of reliance on these transformed state spaces in many existing imitation and reinforcement learning algorithms.

In Figure 2, we compare the scaled performance of an imitation from observation algorithm (GAIfO [11]) and a reinforcement learning algorithm (TRPO [22]) when they are given access to a transformed state space vs. when they are exposed to only the raw state space on the Hopper-v2 task from the MuJoCo domain [23]. Here, the raw state space refers to the list of joint angles, and the transformed state space also includes the agent’s global position which is advantageous in that it is more highly correlated with the reward signal (see, e.g., [11], [22], [24]–[26]). This advantage can be seen in Figure 2, where the high reliance of GAIfO [11] and TRPO [22] on the transformed state space is readily apparent. In this domain, the agent’s goal is that of controlling the limbs of a 2D, one-legged robot such that it moves forward as fast as possible. The task reward given per time step corresponds to the change in global position of the agent, and since this information appears in the transformed state information, both learning algorithms perform much better. Such transformations are, in general, restrictive in that they need to be redefined for each new task.

Because we seek to remove the above restriction, we use only the joint angles as the raw state information in our experiments. Many robots are comprised of joints, and therefore they are somewhat task-independent. The core results of our algorithm are exclusively concerned with dealing

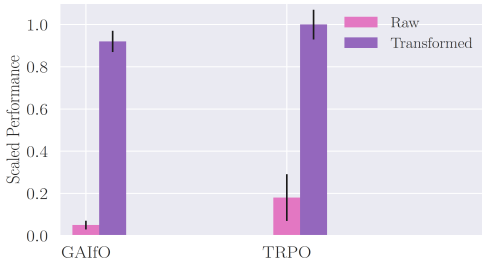


Fig. 2. Quantitative exhibition of the importance of a transformed state space for high performance on the Hopper-v2 domain for GAIfo and TRPO. Mean and standard deviations are over 100 policy runs. Both methods use a neural network parameterized policy.

with the above case, i.e., single state-only demonstration consisting of joint angles.

### B. Core Experimental Results

Having motivated the importance of the transformed state space for successful performance, we now present our core results. This section is organized as follows. Section V-B.1 proposes a reasonable baseline to compare against our method. Section V-B.2 presents the performance of our algorithm against this baseline.

1) *Baseline: GAIfo+RL*: To the best of our knowledge, there is no method in the existing literature which can operate in the experimental setting of interest. Therefore, in order to understand the effectiveness of RIDM, we first propose a reasonable baseline method called GAIfo+RL that can also perform integrated imitation from observation and reinforcement learning

GAIfo+RL is based on the current state-of-the-art imitation from observation algorithm, GAIfo [11]. Starting from GAIfo, GAIfo+RL integrates RL by modifying the reward function used during the agent update step. Instead of the reward function being determined solely by the discriminator as in GAIfo, GAIfo+RL integrates imitation and reinforcement learning by defining a new reward function that is a linear combination of the discriminator’s output and the task reward [6].

In Figure 3, we establish that GAIfo+RL is a reasonable baseline by evaluating the performance of GAIfo alone, RL alone (TRPO/PPO), and GAIfo+RL. All three methods operate in the raw (un-transformed) state space, and GAIfo and GAIfo+RL are also given access to a single, state-only demonstration. While the performance of either pure IfO or pure RL alone is relatively poor, we can see that GAIfo+RL achieves significantly higher performance than its parts. Moreover, GAIfo+RL operates in the same established regime and belongs to the same class of IfO+RL algorithms as our algorithm, and therefore seems to be a reasonable imitation from observation + reinforcement learning algorithm.

2) *Hypothesis Validation*: We hypothesized that RIDM would be able to outperform baseline techniques in situations for which only a single, state-only demonstration trajectory of raw states is available. To validate this hypothesis, we conducted an experiment comparing the scaled performance of RIDM against that of the GAIfo+RL baseline on six tasks

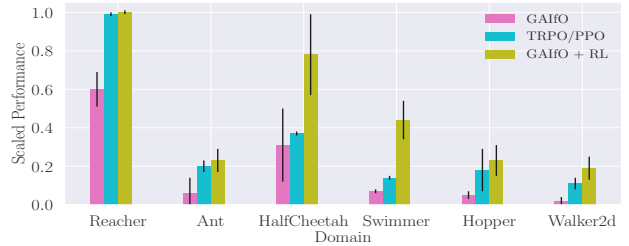


Fig. 3. Establishment of GAIfo+RL as a reasonable IfO+RL baseline to compare against RIDM. All methods use the same single state-only demonstration consisting of only raw states (exclusively of joint angles). Mean and standard deviations are over 100 policy runs. All methods use a neural network parameterized policy.

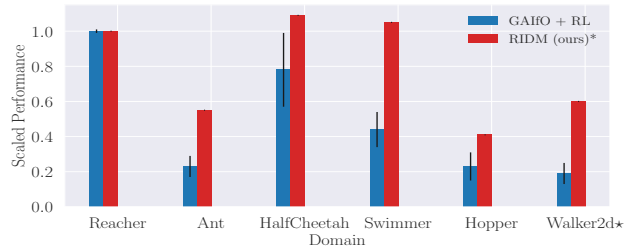


Fig. 4. Comparison of RIDM against established baseline, GAIfo+RL, on the MuJoCo domain on the same single state-only demonstration consisting of only raw states (exclusively of joint angles). Mean and standard deviations for GAIfo+RL are over 100 policy runs. \*Since RIDM uses a deterministic inverse dynamics model (fixed PID gains), we do not report mean or standard deviations of our algorithm. \* RIDM used global PID gains for Walker2d-v2, unlike on other domains where it used local PD gains. GAIfo+RL uses a neural network parameterized policy.

from the MuJoCo domain. The results – shown in Figure 4 – provide experimental validation of our hypothesis, i.e., RIDM does indeed outperform a baseline technique in several scenarios of interest. We posit that this result is due to the unique way in which RIDM approaches integrated imitation and reinforcement learning – especially with respect to the PID-based inverse dynamics model. While typically limited in application, when used as a component within RIDM, the PID controller seems to be able to generate good learning trajectories for our robot control tasks. Moreover, RIDM is able to focus on optimizing just the (very few) parameters of the PID controller (i.e., the gains) as opposed to a neural network policy, where the policy space is much larger.

### C. RIDM Applied to SimSpark RoboCup 3D Simulation

We now report the results of using RIDM to learn agent behaviors in the RoboCup 3D simulation environment, SimSpark [27], [28]. Specifically, our goal was to determine whether or not RIDM could imitate agent skills exhibited by the agents of other teams that participate in the RoboCup competition. Since the opponent’s policies are unknown, we obtain the demonstration by executing the teams’ computer-readable but non-human-readable code in the environment.

In our experiments, we are interested in two tasks: (1) speed walking, and (2) long distance kick-offs. We collect demonstration data of two teams, FC Portugal (FCP) and FUT-K. RIDM pre-trained the model (see Section IV-A)

using walk and kick exploration policies from our own team, UT Austin Villa [29]. Here, we report results using only RIDM since it proved infeasible to evaluate GAIfO+RL in this domain due to the computational time complexity. RIDM used global PD gains common to all joints as the inverse dynamics model.

Below are the reward function details of each task:

- Speed walking: Summation of distances (meters) travelled per time-step with a  $-5$  penalty for falling down.
- Long-distance kick-off:

$$R_{kick} = (1 + x_{total}) \cdot \exp\left(\frac{-\theta^2}{180}\right) + x_{air} \cdot 100$$

with a  $-5$  for bumping the ball,  $-10$  for falling down, where  $x_{total}$  is the  $x$ -axis distance travelled by the ball,  $\theta$  is the angle between the ball’s trajectory and the line between the agent and center of the goal, and  $x_{air}$  is the  $x$ -axis distance for which the ball was travelling in the air. Distances are in meters, and  $\theta$  is in degrees.

Tables I and II and summarize our results. We report both the performance of the expert and our agent. We can see that RIDM allows our agents to *outperform* their experts.

TABLE I  
RIDM VS. EXPERT FOR SPEED WALKING.

| Expert | Agent              | Speed (m/s) | Reward       |
|--------|--------------------|-------------|--------------|
| FCP    | <b>RIDM (ours)</b> | <b>0.81</b> | <b>9.82</b>  |
|        | Expert             | 0.69        | 8.35         |
| FUT-K  | <b>RIDM (ours)</b> | <b>0.89</b> | <b>10.70</b> |
|        | Expert             | 0.70        | 8.47         |

TABLE II  
RIDM VS. EXPERT FOR LONG-DISTANCE KICK OFFS.

| Expert | Agent              | $x_{air}$ (m) | $x_{total}$ (m) | Reward         |
|--------|--------------------|---------------|-----------------|----------------|
| FCP    | <b>RIDM (ours)</b> | <b>13.78</b>  | <b>24.05</b>    | <b>1386.00</b> |
|        | Expert             | 8.00          | 17.00           | 808.00         |
| FUT-K  | <b>RIDM (ours)</b> | <b>10.62</b>  | <b>16.23</b>    | <b>1064.00</b> |
|        | Expert             | 0.00          | 10.00           | 1.00           |

#### D. RIDM Applied to a Physical UR5 Robot Arm

We also used RIDM for behavior learning on a physical robot. Specifically, we used a UR5, a 6-degree-of-freedom robotic arm. We considered a reaching task in which the arm begins in a consistent, retracted position, then must move its end effector (i.e., the gripper at the end of the arm) to a target point in Cartesian space, and finally must stop moving once the end effector has reached the target point. We trained the expert by iterating between iLQR [30] and dynamics learning with a specified reward function. We then executed this expert policy and recorded the resulting trajectories to create the demonstration data [31].

Similar to the experiments in MuJoCo simulation, since we didn’t have access to a pre-known policy on UR5, we skipped RIDM’s pre-training phase. For RIDM’s second phase, we used a reward function defined as the negative of the Euclidean distance of the end effector of the arm

to the target point at each timestep. We used Bayesian optimization [21] as the blackbox optimization algorithm to update the model parameters in response to the environment reward. Bayesian optimization works by constructing a posterior distribution over the space of functions being optimized over. Here, this distribution was represented using a Gaussian process over functions that map PID values to the episode returns. As the training proceeds and more data is observed, Bayesian optimization techniques sharpen the posterior, resulting in more certainty as to which regions of the parameter space are worth exploring further with more trials and which are not. For simpler optimization problems, Bayesian optimization is more sample efficient compared to CMA-ES and converges within a few iterations.

Table III represents the results of our experiments on the UR5, where we compare RIDM to a baseline behavior generated by using the demonstration state sequence as set points for the platform’s pre-defined, hard-coded PID controller parameterization. The reported numbers are the average and standard deviation of episode returns over five separate experiments all of which are reaching tasks with different target points.

TABLE III  
RIDM VS. ORIGINAL PID CONTROLLER VS. EXPERT.

| Agent                   | Reward        |
|-------------------------|---------------|
| RIDM (ours)             | -11.94 (1.55) |
| Original PID controller | -36.57 (0.97) |
| Expert                  | -5.64 (0.76)  |

## VI. DISCUSSION

In this paper, we investigated whether or not several restrictive assumptions common to many techniques that integrate imitation and reinforcement learning – access to demonstrator action information, access to several demonstrations, and knowledge of task-specific state transformations – are necessary. We hypothesized that they are not, and we proposed a new algorithm called RIDM in order to validate that hypothesis. RIDM is a fundamentally new method for integrated imitation and reinforcement learning that operates in scenarios for which only a single, raw-state-only demonstration is provided. We experimentally demonstrated that RIDM can find behaviors that achieve good task performance in these scenarios and, moreover, our results show that it outperforms a reasonable baseline technique while doing so. We posit that the success of RIDM is due to the way in which it generates behavior trajectories and performs learning – RIDM generates behavior by directly using the demonstration data as the set points for a parameterized but robust inverse dynamics model, and iteratively optimizes the model parameters in response to the environment reward. The above procedure not only generates reasonable trajectories over which to learn, but also reduces the learning problem to one over a relatively low-dimensional set of parameters when compared to other approaches.

## REFERENCES

- [1] S. Schaal, "Learning from demonstration," in *Advances in Neural Information Processing Systems 9*, M. C. Mozer, M. I. Jordan, and T. Petsche, Eds. MIT Press, 1997, pp. 1040–1046. [Online]. Available: <http://papers.nips.cc/paper/1224-learning-from-demonstration.pdf>
- [2] B. D. Argall, S. Chernova, M. Veloso, and B. Browning, "A survey of robot learning from demonstration," *Robot. Auton. Syst.*, vol. 57, no. 5, pp. 469–483, May 2009. [Online]. Available: <http://dx.doi.org/10.1016/j.robot.2008.10.024>
- [3] R. S. Sutton and A. G. Barto, "Reinforcement learning i: Introduction," 1998.
- [4] M. E. Taylor, H. B. Suay, and S. Chernova, "Integrating reinforcement learning with human demonstrations of varying ability," in *The 10th International Conference on Autonomous Agents and Multiagent Systems - Volume 2*, ser. AAMAS '11. Richland, SC: International Foundation for Autonomous Agents and Multiagent Systems, 2011, pp. 617–624. [Online]. Available: <http://dl.acm.org/citation.cfm?id=2031678.2031705>
- [5] A. S. Lakshminarayanan, S. Ozair, and Y. Bengio, "Reinforcement learning with few expert demonstrations," in *NIPS Workshop on Deep Learning for Action and Interaction*, vol. 2016, 2016.
- [6] Y. Zhu, Z. Wang, J. Merel, A. A. Rusu, T. Erez, S. Cabi, S. Tunyasuvunakool, J. Kramár, R. Hadsell, N. de Freitas, and N. Heess, "Reinforcement and imitation learning for diverse visuomotor skills," *CoRR*, vol. abs/1802.09564, 2018. [Online]. Available: <http://arxiv.org/abs/1802.09564>
- [7] J. Ho and S. Ermon, "Generative adversarial imitation learning," *CoRR*, vol. abs/1606.03476, 2016. [Online]. Available: <http://arxiv.org/abs/1606.03476>
- [8] T. Hester, M. Vecerik, O. Pietquin, M. Lanctot, T. Schaul, B. Piot, A. Sendonaris, G. Dulac-Arnold, I. Osband, J. Agapiou, J. Z. Leibo, and A. Grusl, "Learning from demonstrations for real world reinforcement learning," *CoRR*, vol. abs/1704.03732, 2017. [Online]. Available: <http://arxiv.org/abs/1704.03732>
- [9] M. Bojarski, D. Del Testa, D. Dworakowski, B. Firner, B. Flepp, P. Goyal, L. D. Jackel, M. Monfort, U. Muller, J. Zhang, et al., "End to end learning for self-driving cars," *arXiv preprint arXiv:1604.07316*, 2016.
- [10] F. Torabi, G. Warnell, and P. Stone, "Behavioral cloning from observation," in *Proceedings of the 27th International Joint Conference on Artificial Intelligence (IJCAI)*, July 2018.
- [11] —, "Generative adversarial imitation from observation," in *International Conference on Machine Learning Workshop on Imitation, Intent, and Interaction (I3)*, 2019.
- [12] Y. Liu, A. Gupta, P. Abbeel, and S. Levine, "Imitation from observation: Learning to imitate behaviors from raw video via context translation," *CoRR*, vol. abs/1707.03374, 2017. [Online]. Available: <http://arxiv.org/abs/1707.03374>
- [13] F. Torabi, G. Warnell, and P. Stone, "Recent advances in imitation learning from observation," in *International Joint Conference on Artificial Intelligence (IJCAI)*. AAAI Press, 2019.
- [14] A. Nair, D. Chen, P. Agrawal, P. Isola, P. Abbeel, J. Malik, and S. Levine, "Combining self-supervised learning and imitation for vision-based rope manipulation," *CoRR*, vol. abs/1703.02018, 2017. [Online]. Available: <http://arxiv.org/abs/1703.02018>
- [15] D. Pomerleau, "Efficient Training of Artificial Neural Networks for Autonomous Navigation," *Neural Computation*, 1991.
- [16] J. Hanna and P. Stone, "Grounded action transformation for robot learning in simulation," in *Proceedings of the 31st AAAI Conference on Artificial Intelligence (AAAI)*, February 2017.
- [17] I. Hosu and T. Rebedea, "Playing atari games with deep reinforcement learning and human checkpoint replay," *CoRR*, vol. abs/1607.05077, 2016. [Online]. Available: <http://arxiv.org/abs/1607.05077>
- [18] K. Subramanian, C. L. Isbell, Jr., and A. L. Thomaz, "Exploration from demonstration for interactive reinforcement learning," in *Proceedings of the 2016 International Conference on Autonomous Agents & Multiagent Systems*, ser. AAMAS '16. Richland, SC: International Foundation for Autonomous Agents and Multiagent Systems, 2016, pp. 447–456. [Online]. Available: <http://dl.acm.org/citation.cfm?id=2936924.2936990>
- [19] A. Nair, B. McGrew, M. Andrychowicz, W. Zaremba, and P. Abbeel, "Overcoming exploration in reinforcement learning with demonstrations," *CoRR*, vol. abs/1709.10089, 2017. [Online]. Available: <http://arxiv.org/abs/1709.10089>
- [20] N. Hansen, S. D. Müller, and P. Koumoutsakos, "Reducing the time complexity of the derandomized evolution strategy with covariance matrix adaptation (cma-es)," *Evol. Comput.*, vol. 11, no. 1, pp. 1–18, Mar. 2003. [Online]. Available: <http://dx.doi.org/10.1162/106365603321828970>
- [21] M. Pelikan, D. E. Goldberg, and E. Cantú-Paz, "Boa: The bayesian optimization algorithm," in *Proceedings of the 1st Annual Conference on Genetic and Evolutionary Computation-Volume 1*. Morgan Kaufmann Publishers Inc., 1999, pp. 525–532.
- [22] J. Schulman, S. Levine, P. Moritz, M. I. Jordan, and P. Abbeel, "Trust region policy optimization," *CoRR*, vol. abs/1502.05477, 2015. [Online]. Available: <http://arxiv.org/abs/1502.05477>
- [23] E. Todorov, T. Erez, and Y. Tassa, "Mujoco: A physics engine for model-based control," in *2012 IEEE/RSJ International Conference on Intelligent Robots and Systems, IROS 2012, Vilamoura, Algarve, Portugal, October 7-12, 2012*. IEEE, 2012, pp. 5026–5033. [Online]. Available: <https://doi.org/10.1109/IROS.2012.6386109>
- [24] F. Torabi, G. Warnell, and P. Stone, "Imitation learning from video by leveraging proprioception," in *International Joint Conference on Artificial Intelligence (IJCAI)*, 2019.
- [25] J. Ho and S. Ermon, "Generative adversarial imitation learning," in *Advances in Neural Information Processing Systems 29*, D. D. Lee, M. Sugiyama, U. V. Luxburg, I. Guyon, and R. Garnett, Eds. Curran Associates, Inc., 2016, pp. 4565–4573. [Online]. Available: <http://papers.nips.cc/paper/6391-generative-adversarial-imitation-learning.pdf>
- [26] J. Schulman, F. Wolski, P. Dhariwal, A. Radford, and O. Klimov, "Proximal policy optimization algorithms," *CoRR*, vol. abs/1707.06347, 2017. [Online]. Available: <http://arxiv.org/abs/1707.06347>
- [27] J. Bödecker and M. Asada, "Simspark concepts and application in the robocup 3 d soccer simulation league," 2008.
- [28] Y. Xu and H. Vatankeh, "Simspark: An open source robot simulator developed by the robocup community," in *RoboCup 2013: Robot World Cup XVII*, S. Behnke, M. Veloso, A. Visser, and R. Xiong, Eds. Berlin, Heidelberg: Springer Berlin Heidelberg, 2014, pp. 632–639.
- [29] P. MacAlpine, F. Torabi, B. Pavse, J. Sigmon, and P. Stone, "UT Austin Villa: RoboCup 2018 3D simulation league champions," in *RoboCup 2018: Robot Soccer World Cup XXII*, ser. Lecture Notes in Artificial Intelligence, D. Holz, K. Genter, M. Saad, and O. von Stryk, Eds. Springer, 2019.
- [30] Y. Tassa, T. Erez, and E. Todorov, "Synthesis and stabilization of complex behaviors through online trajectory optimization," in *2012 IEEE/RSJ International Conference on Intelligent Robots and Systems*. IEEE, 2012, pp. 4906–4913.
- [31] F. Torabi, S. Geiger, G. Warnell, and P. Stone, "Sample-efficient adversarial imitation learning from observation," *arXiv preprint arXiv:1906.07374*, 2019.