

Learning Personalized Attribute Preference via Multi-task AUC Optimization

Zhiyong Yang,^{1,2} Qianqian Xu,³ Xiaochun Cao,^{1,2} Qingming Huang^{3,4,5} *

¹SKLOIS, Institute of Information Engineering, Chinese Academy of Sciences, Beijing, China

²School of Cyber Security, University of Chinese Academy of Sciences, Beijing, China

³Key Lab of Intell. Info. Process., Inst. of Comput. Tech., CAS, Beijing, China

⁴University of Chinese Academy of Sciences, Beijing, China

⁵Key Laboratory of Big Data Mining and Knowledge Management, CAS, Beijing, China

{yangzhiyong, caoxiaochun}@iie.ac.cn, xuqianqian@ict.ac.cn, qmhuang@ucas.ac.cn

Abstract

Traditionally, most of the existing attribute learning methods are trained based on the consensus of annotations aggregated from a limited number of annotators. However, the consensus might fail in settings, especially when a wide spectrum of annotators with different interests and comprehension about the attribute words are involved. In this paper, we develop a novel multi-task method to understand and predict personalized attribute annotations. Regarding the attribute preference learning for each annotator as a specific task, we first propose a multi-level task parameter decomposition to capture the evolution from a highly popular opinion of the mass to highly personalized choices that are special for each person. Meanwhile, for personalized learning methods, ranking prediction is much more important than accurate classification. This motivates us to employ an Area Under ROC Curve (AUC) based loss function to improve our model. On top of the AUC-based loss, we propose an efficient method to evaluate the loss and gradients. Theoretically, we propose a novel closed-form solution for one of our non-convex subproblem, which leads to provable convergence behaviors. Furthermore, we also provide a generalization bound to guarantee a reasonable performance. Finally, empirical analysis consistently speaks to the efficacy of our proposed method.

Introduction

Visual attributes are semantic cues describing visual properties such as texture, color, mood, and *etc.* Typical instances are *comfortable* or *high heeled* for shoes, and *smiling* or *crying* for human faces. During the past decade, attribute learning has emerged as a powerful building block for a wide range of applications (Song *et al.* 2014; Su *et al.* 2017; Wang *et al.* 2017; Yang *et al.* 2018).

The status quo of the attribute learning methods are mostly based on the global labels aggregated from few annotators (Farhadi *et al.* 2009; Sadvnik *et al.* 2013; Luo *et al.* 2018). Recently, the rise of online crowd-sourcing platforms (like Amazon Mechanical Turk) makes collecting attribute annotations from a broad variety of annotators possible (Kovashka and Grauman 2015), which offers us a chance to revisit the attribute learning. For consensus attribute learning, the underlying assumption is that the user decisions perturb

slightly at random around the common opinion. However, different annotators might very well have distinct comprehension regarding the meaning of the attributes (*typical ones like "open", "fashionable"*). This suggests that the gap between personalized decisions and common opinions could not be simply interpreted as random noises. What's worse, one might even come to find conflicting results from different users. In such a case, there is a need to learn the consensus effects as well as personalized effects simultaneously, especially when personalized annotations are available. There are two crucial issues that should be noticed in this problem.

The grouping effects, lying in between consensus and personalized ones, also play an essential role in understanding the user-specific attribute annotations. As pointed out in the previous literature (Kovashka and Grauman 2015), when understanding semantic attributes, humans often form the "school of thoughts" in terms of their cultural backgrounds and the way they interpret the semantic words. Though personalized effect might lead to conflicting results from different schools or groups, the users within the same group might very likely provide similar decisions. Moreover, different groups of people may probably favor distinct visual cues, as there is significant diversity among user groups. In other words, each user group should be assigned with a distinct feature subset. Accordingly, visual features and users should be simultaneously grouped to guarantee better performance. Furthermore, seeing that we cannot obtain the user-feature groups in advance, this constraint should be implicitly and automatically reflected via the structure of model parameters.

Unlike the consensus-based attribute predictions, preference learning (e.g. recommendation and image searching) is more important than label prediction for personalized attribute learning. Under such circumstances, when the attribute words are used as keywords or tags, it should be guaranteed that the positive labeled instances are ranked higher than the negative ones. It is well-known that the Area Under the ROC curve (AUC) metric exactly meets this requirement (Yang *et al.* 2017), and thus a better objective for our task.

Our goal in this paper is to learn personalized attributes based on the two mentioned issues. More precisely, we regard attribute preference learning for a specific user as a task. On top of this, we propose a multi-task model for the problems we tackle. Our main contributions are listed as fol-

*The corresponding author.

lows: a) In the multi-task model, we propose a three-level decomposition of the task parameters which includes a consensus factor, a user-feature co-clustering factor and a personalized factor. b) The proximal gradient descent method is adopted to solve the model parameters. Regarding our contribution here, we derive a novel closed-form solution for the proximal operator of the co-clustering factor and provide an efficient AUC-based evaluation method. c) Systematic theoretical analyses are carried out on the convergence behaviors and generalization bounds of our proposed method, while empirical studies are carried out for a simulation dataset and two real-world attribute annotation datasets. Both theoretical and empirical results suggest the superiority of our proposed algorithm. *The codes are now available.*¹

Related Work

Attribute learning Attribute learning has long been playing a central role in many machine learning and computer vision problems. Along this line of research, there are some previous studies that investigate the personalization of attribute learning. (Kovashka and Grauman 2013) learns user-specific attributes with an adaption process. More precisely, a general model is first trained based on a large pool of data. Then a small user-specific dataset is employed to adapt the trained model to user-specific predictors. (Kovashka and Grauman 2015) argues that one attribute might have different interpretations for different groups of persons. Correspondingly, a shade discovery method is proposed therein to leverage group-wise user-specific attributes. Both works adopt two-stage or multi-stage models and even extra dataset. For the group modeling, (Kovashka and Grauman 2015) only focuses on user-level grouping while ignores the grouping effect of the features. Furthermore, the merit of AUC is also neglected. In contrast, we propose a fully automatic AUC-based attribute preference learning model where the user-feature coclustering effect is considered.

Multi-task Learning Multi-task learning aims at improving the generalization performance by sharing information among multiple tasks. Many efforts have been made to improve multi-task learning (Chen *et al.* 2011; Yu *et al.* 2007; Han and Zhang 2016; Zhao *et al.* 2018; Massias *et al.* 2018), etc. Recently, there is also a wave to investigate the clustering and grouping based multi-task learning (Zhou *et al.* 2011; Kumar and Daumé 2012; Xu *et al.* 2015). Among this works, (Xu *et al.* 2015) is the most relevant work compared with our work since we adopt the co-clustering regularization proposed therein. However, our work differs significantly in that 1) our model is specially designed for the attribute preference learning problem; 2) we propose a novel hierarchical decomposition scheme for the model parameters and; 3) we propose a novel closed-form solution for the proximal mapping of the co-clustering penalty; 4) we focus on efficient AUC optimization instead of regression or classification.

¹<https://joshuaas.github.io/publication.html>

Model Formulation

In this section, we propose a novel AUC-based multi-task model. Specifically, we first introduce the notations used in this paper, followed by problem settings in our model and a multi-level parameter decomposition. After that, we systematically elaborate two building blocks of our model: the AUC-based loss and evaluation, and the regularization scheme.

Notations

$\langle \cdot, \cdot \rangle$ denotes the inner product for two matrices or two vectors. The singular values of a matrix \mathbf{A} are denoted as $\sigma_1(\mathbf{A}), \dots, \sigma_m(\mathbf{A})$ such that $\sigma_1(\mathbf{A}) \geq \sigma_2(\mathbf{A}) \geq \dots \geq \sigma_m(\mathbf{A}) \geq 0$. \mathbf{I} is the identity matrix, $I_{[\mathcal{A}]}$ is the indicator function of the set \mathcal{A} , $\mathbf{1}$ denotes the all-one vector or matrix. $\mathcal{U}(a, b)$ denotes the uniform distribution and $\mathcal{N}(\mu, \sigma^2)$ denotes the normal distribution. \otimes denotes the Cartesian product.

Problem Settings

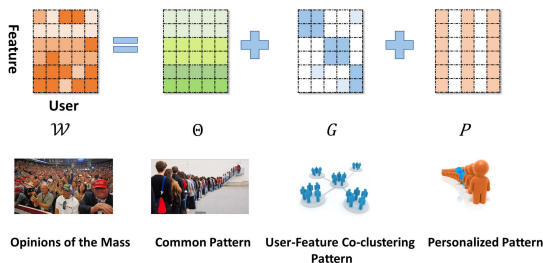


Figure 1: An illustration of the Multi-level Decomposition of the model parameters.

For a given attribute², assume that we have U users who have annotated a given set of images. Further, we assume that the i th user labeled n_i images with $n_{+,i}$ positive labels and $n_{-,i}$ negative labels. $\mathcal{S}_{+,i} = \{k \mid y_k^{(i)} = 1\}$ and $\mathcal{S}_{-,i} = \{k \mid y_k^{(i)} = -1\}$. We denote the training data as: $\mathcal{S} = \{(\mathbf{X}^{(1)}, \mathbf{y}^{(1)}), \dots, (\mathbf{X}^{(U)}, \mathbf{y}^{(U)})\}$. For \mathcal{S} , $\mathbf{X}^{(i)} \in \mathbb{R}^{n_i \times d}$ is the image feature inputs for the images that the i th user labeled. Each row of $\mathbf{X}^{(i)}$ represents the extracted features for a corresponding image. $\mathbf{y}^{(i)} \in \{-1, 1\}^{n_i}$ is the corresponding label vector. If $y_k^{(i)} = 1$, then the user thinks that the k th image bears the given attribute, otherwise we have $y_k^{(i)} = -1$.

Taking advantage of the multi-task learning paradigm, the attribute preference learning for a user is regarded as a specific task. Our goal is then to learn all the task models $\mathbf{f}^{(i)}(x)$, where, for each task, a linear model is learned as the scoring function, i.e., $\mathbf{f}^{(i)}(x) = \mathbf{W}^{(i)\top} x$.

As shown in the introduction, it is natural to observe diversity in personalized scores. However, this diversity could

²In our model, different attributes are learned separately. In the rest of this paper, the discussions focus on a specific attribute.

by no means goes arbitrary large. In fact, we could interpret such limited diversity in a consensus-to-personalization manner. A common pattern is shared among the mass that captures the popular opinion. Different people might have different bias and preference, which drives them away from a consensus. Users sharing similar biases tend to form groups. The users within a group share similar biases towards the popular opinion based on a similar subset of the features of the object. Finally, a highly personalized user in a group tends to adopt an extra bias toward the group opinion. Mathematically, this interpretation induces a multi-level decomposition of the model weights: $\mathbf{W}^{(i)} = \boldsymbol{\theta} + \mathbf{G}^{(i)} + \mathbf{P}^{(i)}$. $\boldsymbol{\theta} \in \mathbb{R}^{d \times 1}$ is the common factor that captures the popular global preference. $\mathbf{G}^{(i)} \in \mathbb{R}^{d \times 1}$ is the grouping factor for the i -th task. For mathematical convenience, we denote $\mathbf{G} = [\mathbf{G}^{(1)}, \dots, \mathbf{G}^{(U)}]$, and we have $\mathbf{G} \in \mathbb{R}^{d \times U}$. $\mathbf{P}^{(i)}$ is the user-specific factor mentioned above. Similarly, we define $\mathbf{P} = [\mathbf{P}^{(1)}, \dots, \mathbf{P}^{(U)}]$, and $\mathbf{P} \in \mathbb{R}^{d \times U}$. An illustration of this decomposition is shown in Figure 1.

With all the above-mentioned settings, we adopt a general objective function in the form:

$$\min_{\boldsymbol{\theta}, \mathbf{G}, \mathbf{P}} \sum_{i=1}^U \ell_i(\mathbf{f}^{(i)}, \mathbf{y}^{(i)}) + \lambda_1 \mathcal{R}_1(\boldsymbol{\theta}) + \lambda_2 \mathcal{R}_2(\mathbf{G}) + \lambda_3 \mathcal{R}_3(\mathbf{P}). \quad (1)$$

Given (1), there are two crucial building blocks to be determined:

- The empirical loss function for a specific user i : $\ell_i(\cdot, \cdot)$ which directly induces AUC optimization;
- Regularization terms $\mathcal{R}_1(\boldsymbol{\theta})$, $\mathcal{R}_2(\mathbf{G})$, and $\mathcal{R}_3(\mathbf{P})$ which are defined by prior constraints on \mathbf{W} .

In what follows, we will elaborate the formulation of two building blocks, respectively.

Regularization

For the common factor $\boldsymbol{\theta}$, we simply adopt the most widely-used ℓ_2 regularization $\mathcal{R}_1(\boldsymbol{\theta}) = \|\boldsymbol{\theta}\|_2^2$ to reduce the model complexity. For \mathbf{G} , as mentioned in the previous parts, what we pursue here is a user-feature co-clustering effect. A previous work in (Xu *et al.* 2015) shows that one way to simultaneously cluster the rows and columns of a matrix in $\mathbf{R}^{m \times n}$ into κ groups is to penalize the sum of squares of the bottom $\min\{n, m\} - \kappa$ singular values. This motivates us to adopt a regularizer on \mathbf{G} in the following form: $\mathcal{R}_2(\mathbf{G}) = \sum_{\kappa+1}^{\min\{d, U\}} \sigma_i^2(\mathbf{G})$. For any user i , a non-zero column $\mathbf{P}^{(i)}$ is favorable only when she/he has a significant disagreement with the common-level and the group-level results. This inspires us to define $\mathcal{R}_3(\mathbf{P}) = \|\mathbf{P}\|_{1,2}$ norm to induce column-wise sparsity.

Empirical Loss and Its Evaluation

Since the empirical loss is evaluated separately for each user, without loss of generality, the following discussion only focuses on a given user i .

Empirical Loss AUC is defined as the probability that a randomly sampled positive instance has a higher predicted score than a randomly sampled negative instance. Since we need to minimize our objective function, we focus on the loss version of AUC, i.e., the mis-ranking probability. Though the data distribution is unknown, given each user u_i and $\mathcal{S}_{+,i}$, $\mathcal{S}_{-,i}$ defined in the problem setting, we could attain a finite sample-based estimation of the loss version of AUC:

$$\ell_{AUC}^{(i)} = \sum_{x_p \in \mathcal{S}_{+,i}} \sum_{x_q \in \mathcal{S}_{-,i}} \frac{I(x_p, x_q)}{n_{+,i} n_{-,i}},$$

where $I(x_p, x_q)$ is a discrete mis-ranking punishment in the form: $I(x_p, x_q) = I_{[f^{(i)}(x_p) > f^{(i)}(x_q)]} + \frac{1}{2} I_{[f^{(i)}(x_p) = f^{(i)}(x_q)]}$. It is easy to see that $\ell_{AUC}^{(i)}$ is exactly the mis-ranking frequency for user i on the given dataset. Unfortunately, optimizing this metric directly is an \mathcal{NP} hard problem. To address this issue, we adopt the squared surrogate loss $s(t) = (1-t)^2$ (Gao *et al.* 2016). Accordingly, the empirical loss $\ell_i(\mathbf{f}^{(i)}, \mathbf{y}^{(i)})$ could be defined as:

$$\ell_i(\mathbf{f}^{(i)}, \mathbf{y}^{(i)}) = \sum_{x_p \in \mathcal{S}_{+,i}} \sum_{x_q \in \mathcal{S}_{-,i}} \frac{s(f^{(i)}(x_p) - f^{(i)}(x_q))}{n_{+,i} n_{-,i}}.$$

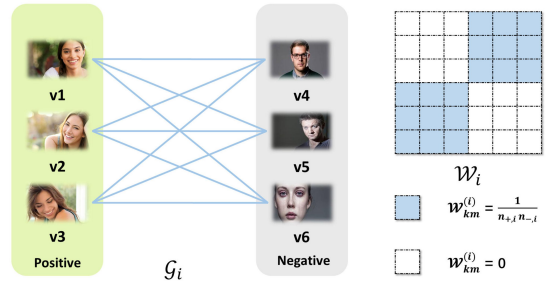


Figure 2: An illustration of the AUC graph, taking the annotation for attribute *smile* as an example.

Efficient AUC-based Evaluation At the first glance, the pair-wise AUC loss induces much heavier computation burdens than the instance-wise losses. It is interesting to note that, after carefully reformulating ℓ_i , the computational burden coming from the pair-wise formulation could be perfectly eliminated. To see this, let us define a graph as $\mathcal{G}^{(i)} = (\mathcal{V}^{(i)}, \mathcal{E}^{(i)}, \mathcal{W}^{(i)})$. The vertex set $\mathcal{V}^{(i)}$ is the set of all the instances in $(\mathbf{X}^{(i)}, \mathbf{y}^{(i)})$. There exists an edge $(k, m) \in \mathcal{E}^{(i)}$ with weight $\mathcal{W}_{km}^{(i)} = \frac{1}{n_{+,i} n_{-,i}}$ if and only if $y_k^{(i)} \neq y_m^{(i)}$. This graph is further illustrated in Figure 2. Given $\mathcal{W}^{(i)}$, the Laplacian matrix $\mathbf{L}^{(i)}$ of \mathcal{G}_i could be expressed as: $\mathbf{L}^{(i)} = \text{diag}(\mathcal{W}^{(i)} \mathbf{1}) - \mathcal{W}^{(i)}$. The empirical loss could be reformulated as a quadratic form defined by $\mathbf{L}^{(i)}$: $\ell_i(\mathbf{f}^{(i)}, \mathbf{y}^{(i)}) = \frac{1}{2} (\tilde{\mathbf{y}}^{(i)} - \mathbf{f}^{(i)})^\top \mathbf{L}^{(i)} (\tilde{\mathbf{y}}^{(i)} - \mathbf{f}^{(i)})$, where $\tilde{\mathbf{y}}^{(i)} = \frac{\mathbf{y}^{(i)} + \mathbf{1}}{2}$. We see the AUC loss evaluation involves computing a quadratic form of $\mathbf{L}^{(i)}$. The following

proposition gives a general result which suggests an efficient method to compute $\mathbf{A}^\top \mathbf{L}^{(i)} \mathbf{B}$, and $\mathbf{A}^\top \mathbf{L}^{(i)}$.

Proposition 1. For any $\mathbf{A} \in \mathbb{R}^{n_i \times a}$ and $\mathbf{B} \in \mathbb{R}^{n_i \times b}$, where a and b are positive integers. $\mathbf{A}^\top \mathbf{L}^{(i)} \mathbf{B}$, and $\mathbf{A}^\top \mathbf{L}^{(i)}$ could be finished within $\mathcal{O}(n_i(a + b + ab)) = \mathcal{O}(abn_i)$ and $\mathcal{O}(an_i)$, respectively.

Remark 1. According to this proposition, the complexity of $\mathbf{A}^\top \mathbf{L}^{(i)} \mathbf{B}$ could be reduced from $\mathcal{O}(abn_{+,i}n_{-,i})$ to $\mathcal{O}(ab(n_{+,i} + n_{-,i}))$, whereas the complexity of $\mathbf{A}^\top \mathbf{L}$ could be reduced from $\mathcal{O}(an_{+,i}n_{-,i})$ to $\mathcal{O}(a(n_{+,i} + n_{-,i}))$.

To end this section, we summarize our final objective function as:

$$(P^*) \min_{\theta, \mathbf{G}, \mathbf{P}} \underbrace{\sum_i \sum_{\mathbf{x}_p \in \mathcal{S}_{+,i}} \sum_{\mathbf{x}_q \in \mathcal{S}_{-,i}} \frac{s(\mathbf{W}^{(i)\top}(\mathbf{x}_p - \mathbf{x}_q))}{n_{+,i}n_{-,i}}}_{\mathcal{L}(\mathbf{W})} + \lambda_1 \underbrace{\|\theta\|_2^2}_{\mathcal{R}_1(\theta)} + \lambda_2 \underbrace{\sum_{\kappa+1}^{\min\{d,U\}} \sigma_i^2(\mathbf{G})}_{\mathcal{R}_2(\mathbf{G})} + \lambda_3 \underbrace{\|\mathbf{P}\|_{1,2}}_{\mathcal{R}_3(\mathbf{P})}$$

s.t. $\mathbf{W}^{(i)} = \theta + \mathbf{G}^{(i)} + \mathbf{P}^{(i)}$

For the sake of simplicity, we denote the empirical loss as $\mathcal{L}(\mathbf{W})$, and we denote the objective function of (P^*) as $\mathcal{F}(\theta, \mathbf{G}, \mathbf{P})$. Note that $\mathcal{L}(\mathbf{W})$ should be a function of θ , \mathbf{G} , and \mathbf{P} .

Optimization

We adopt the proximal gradient method as the optimizer for our problem. In this section, we introduce the outline of the optimization method and provide a novel closed-form solution for the proximal operator of $\mathcal{R}_2(\mathbf{G})$.

For each iteration step k , giving a reference point $\mathbf{W}^{ref_k} = (\theta^{ref_k}, \mathbf{G}^{ref_k}, \mathbf{P}^{ref_k})$, then the proximal gradient method updates the variables as :

$$\theta^k := \operatorname{argmin}_{\theta} \frac{1}{2} \left\| \theta - \tilde{\theta}^k \right\|_2^2 + \frac{\lambda_1}{\rho_k} \|\theta\|_2^2 \quad (2)$$

$$\mathbf{G}^k := \operatorname{argmin}_{\mathbf{G}} \frac{1}{2} \left\| \mathbf{G} - \tilde{\mathbf{G}}^k \right\|_F^2 + \frac{\lambda_2}{\rho_k} \sum_{\kappa+1}^{\min\{d,U\}} \sigma_i^2(\mathbf{G}) \quad (3)$$

$$\mathbf{P}^k := \operatorname{argmin}_{\mathbf{P}} \frac{1}{2} \left\| \mathbf{P} - \tilde{\mathbf{P}}^k \right\|_F^2 + \frac{\lambda_3}{\rho_k} \|\mathbf{P}\|_{1,2} \quad (4)$$

where: $\tilde{\theta}^k = \theta^{ref_k} - \frac{1}{\rho_k} \nabla_{\theta} \mathcal{L}(\mathbf{W}^{ref_k})$, $\tilde{\mathbf{G}}^k = \mathbf{G}^{ref_k} - \frac{1}{\rho_k} \nabla_{\mathbf{G}} \mathcal{L}(\mathbf{W}^{ref_k})$, $\tilde{\mathbf{P}}^k = \mathbf{P}^{ref_k} - \frac{1}{\rho_k} \nabla_{\mathbf{P}} \mathcal{L}(\mathbf{W}^{ref_k})$ and ρ_k is chosen with a line-search strategy, where we keep on updating $\rho_k = \alpha \rho_k$, $\alpha > 1$ until it satisfies:

$$\mathcal{L}(\mathbf{W}) < \mathcal{L}(\mathbf{W}^{ref_k}) + \Psi_{\rho_k}(D\theta) + \Psi_{\rho_k}(D\mathbf{G}) + \Psi_{\rho_k}(D\mathbf{P}). \quad (5)$$

Here $D\theta = \theta - \theta^{ref_k}$, $D\mathbf{G} = \mathbf{G} - \mathbf{G}^{ref_k}$ and $D\mathbf{P} = \mathbf{P} - \mathbf{P}^{ref_k}$, $\Psi_{\rho_k}(DA) = \left\langle \nabla_{\mathbf{A}} \mathcal{L}(\mathbf{W}^{ref_k}), DA \right\rangle + \frac{\rho_k}{2} \langle DA, DA \rangle$.

Remark 2. The existence of such ρ_k is guaranteed by the Lipschitz continuity of $\nabla \mathcal{L}(\mathbf{W})$. Note that, we choose the last historical update of the parameter as the reference point i.e. $\mathbf{W}^{ref_k} = \mathbf{W}^{k-1}$.

The solution to Eq.(2) and Eq.(4) directly follows the proximal operator of the ℓ_2 norm and the $\ell_{1,2}$ norm (Sra et al. 2012). For Eq.(3), we provide a novel closed-form solution in the following subsection.

A closed-form solution for \mathbf{G} subproblem Note that $\sum_{\kappa+1}^{\min\{d,U\}} \sigma_i(\mathbf{G})^2$ is not convex, solving the \mathbf{G} subproblem is challenging. Conventionally, this problem is solved in an alternative manner (Xu et al. 2015) which is inefficient and lack of theoretical guarantees. Thanks to the general singular value thresholding framework (Lu et al. 2015; Lin et al. 2017), we could obtain a closed-form optimal solution according to the following proposition.

Proposition 2. An Optimal Solution of (3) is:

$$\mathbf{G}^* = \mathbf{U} \mathcal{T}_{\kappa, \frac{\lambda_2}{\rho_k}}(\Sigma) \mathbf{V}^\top \quad (6)$$

where $\mathbf{U} \Sigma \mathbf{V}^\top$ is a SVD decomposition of $\tilde{\mathbf{G}}^k$, $\mathcal{T}_{\kappa, c}$ maps $\Sigma = \operatorname{diag}(\sigma_1, \dots, \dots, \sigma_{\min\{d,U\}})$ to a diagonal matrix having the same size with $\mathcal{T}_{\kappa, c}(\Sigma)_{ii} = (\frac{1}{2c+1})^{I[i > \kappa]} \sigma_i$.

Theoretical Analysis

Due to the space limit, all the details of the proofs are released at a Github homepage³.

Lipschitz Continuity of the Gradients of $\mathcal{L}(\mathbf{W})$

In the preceding section, we have pointed out that the Lipschitz Continuity of the Gradients of $\mathcal{L}(\mathbf{W})$ is a necessary condition for the success of the line search process to find ρ_k . Now in the following theorem, we formally prove this property as theoretical support for the optimization method.

Theorem 1 (Lipschitz Continuous Gradient). Suppose that the data is bounded in the sense that:

$$\forall i, \|\mathbf{X}^{(i)}\|_2 = \sigma_{X_i} < \infty, n_{+,i} \geq 1, n_{-,i} \geq 1.$$

Given two arbitrary distinct parameters \mathbf{W}, \mathbf{W}' , we have:

$$\|\nabla \mathcal{L}(\operatorname{vec}(\mathbf{W})) - \nabla \mathcal{L}(\operatorname{vec}(\mathbf{W}'))\| \leq \gamma \Delta \mathbf{W}$$

where: $\gamma = 3U \sqrt{(2U+1)} \max_i \left\{ \frac{n_i \sigma_{X_i}^2}{n_{+,i} n_{-,i}} \right\}$, $\operatorname{vec}(\mathbf{W}) = [\theta, \operatorname{vec}(\mathbf{G}), \operatorname{vec}(\mathbf{P})]$, $\Delta \mathbf{W} = \|\operatorname{vec}(\mathbf{W}) - \operatorname{vec}(\mathbf{W}')\|$.

Convergence Analysis

Since the regularization term $\sum_{i=\kappa+1}^{\min\{d,U\}} \sigma_i^2(\mathbf{G})$ is non-convex, the traditional sub-differential is not fully available anymore. In this paper, we adopt the generalized sub-differential defined in (Rockafellar and Wets 2009; Liu et al. 2018). To guarantee a nonempty sub-differential set, the objective function must be lower semi-continuous. In our problem, it is obvious that $\mathcal{L}(\mathbf{W})$, $\mathcal{R}_1(\theta)$, $\mathcal{R}_2(\mathbf{P})$ are lower

³<https://joshuaas.github.io/publication>

semi-continuous functions by their continuity. For the non-convex term $\sum_{i=\kappa+1}^{\min\{d,U\}} \sigma_i^2(\mathbf{G})$, the following lemma shows that is also continuous and thus lower semi-continuous.

Lemma 1. *The function $\sum_{i=\kappa+1}^{\min\{d,U\}} \sigma_i^2(\mathbf{G})$ is continuous with respect to \mathbf{G} .*

Then the convergence properties of the proposed method could be summarized in the following theorem. Here we define $\Delta(\boldsymbol{\theta}^k) = \boldsymbol{\theta}^{k+1} - \boldsymbol{\theta}^k$, $\Delta(\mathbf{G}^k) = \mathbf{G}^{k+1} - \mathbf{G}^k$, $\Delta(\mathbf{P}^k) = \mathbf{P}^{k+1} - \mathbf{P}^k$.

Theorem 2. *Assume that the initial solutions $\boldsymbol{\theta}^0, \mathbf{G}^0, \mathbf{P}^0$ are bounded, with the line-search strategy defined in (5), the following properties hold :*

- 1) *The sequence $\{\mathcal{F}(\boldsymbol{\theta}^k, \mathbf{G}^k, \mathbf{P}^k)\}$ is non-increasing in the sense that : $\forall k, \exists C_{k+1} > 0$,*

$$\begin{aligned} \mathcal{F}(\boldsymbol{\theta}^{k+1}, \mathbf{G}^{k+1}, \mathbf{P}^{k+1}) &\leq \mathcal{F}(\boldsymbol{\theta}^k, \mathbf{G}^k, \mathbf{P}^k) - \\ C_{k+1} (\|\Delta(\boldsymbol{\theta}^k)\|_2^2 + \|\Delta(\mathbf{G}^k)\|_F^2 + \|\Delta(\mathbf{P}^k)\|_F^2) \end{aligned} \quad (7)$$

- 2) $\lim_{k \rightarrow \infty} \boldsymbol{\theta}^k - \boldsymbol{\theta}^{k+1} = 0$, $\lim_{k \rightarrow \infty} \mathbf{G}^k - \mathbf{G}^{k+1} = 0$, $\lim_{k \rightarrow \infty} \mathbf{P}^k - \mathbf{P}^{k+1} = 0$.
- 3) *The parameter sequences $\{\boldsymbol{\theta}^k\}_k, \{\mathbf{G}^k\}_k, \{\mathbf{P}^k\}_k$ are bounded*
- 4) *Every limit point of $\{\boldsymbol{\theta}^k, \mathbf{G}^k, \mathbf{P}^k\}_k$ is a critical point of the problem.*
- 5) $\forall T \geq 1, \exists C_T > 0$:

$$\begin{aligned} \min_{0 \leq k < T} (\|\Delta(\boldsymbol{\theta}^k)\|_2^2) &\leq \frac{C_T}{T}, \quad \min_{0 \leq k < T} (\|\Delta(\mathbf{G}^k)\|_F^2) \leq \frac{C_T}{T}, \\ \min_{0 \leq k < T} (\|\Delta(\mathbf{P}^k)\|_F^2) &\leq \frac{C_T}{T}. \end{aligned}$$

Generalization Bound

Define the parameter set Θ as :

$$\begin{aligned} \Theta = \{(\boldsymbol{\theta}, \mathbf{G}, \mathbf{P}) : \sqrt{\mathcal{R}_1(\boldsymbol{\theta})} \leq \psi_1, \mathcal{R}_2(\mathbf{G}) \leq \psi_2, \\ \|\mathbf{G}\|_2 \leq \sigma_{max} < \infty, \mathcal{R}_3(\mathbf{P}) \leq \psi_3\} \end{aligned}$$

We have the following uniform bound.

Theorem 3. *Assume that $\exists \Delta_\chi > 0$, all the instances are sampled such that, $\|x\| \leq \Delta_\chi$. Define $C = (\psi_1 + \sqrt{\psi_2 + \kappa \cdot \sigma_{max}^2} + \psi_3) \zeta$ as $\zeta = \Delta_\chi C$, we have, for all $\delta \in (0, 1)$, for all $(\boldsymbol{\theta}, \mathbf{G}, \mathbf{P}) \in \Theta$:*

$$\begin{aligned} \mathbb{E}_{\mathcal{D}} \left(\sum_i \ell_{AUC}^{(i)} \right) &\leq \mathcal{L}(\mathbf{W}) + \sum_{i=1}^U \frac{B_1}{\sqrt{(n_i \chi_i (1 - \chi_i))}} \\ &+ B_2 \sqrt{\frac{\ln(\frac{2}{\delta})}{\sum_{i=1}^U n_i \chi_i (1 - \chi_i)}} \end{aligned}$$

holds with probability at least $1 - \delta$, where $B_1 = 8\sqrt{2}C\Delta_\chi(1 + \zeta)$, $B_2 = 10\sqrt{2}(1 + \zeta)\zeta$, $\chi_i = \frac{n_{+,i}}{n_i}$. The distribution $\mathcal{D} = \otimes_{i=1}^U (\mathcal{D}_{+,i} \otimes \mathcal{D}_{-,i})$, where for user i , $\mathcal{D}_{+,i}, \mathcal{D}_{-,i}$ are conditional distributions for positive and negative instances, respectively.

Remark 3. *According to Theorem 2, the loss function is non-increasing. For the solution of our method $(\boldsymbol{\theta}^*, \mathbf{G}^*, \mathbf{P}^*)$, we then have: $\sqrt{\mathcal{R}_1(\boldsymbol{\theta}^*)} \leq \sqrt{\frac{\mathcal{F}(\boldsymbol{\theta}^0, \mathbf{G}^0, \mathbf{P}^0)}{\lambda_1}}$, $\mathcal{R}_2(\mathbf{G}^*) \leq \frac{\mathcal{F}(\boldsymbol{\theta}^0, \mathbf{G}^0, \mathbf{P}^0)}{\lambda_2}$, $\mathcal{R}_3(\mathbf{P}^*) \leq \frac{\mathcal{F}(\boldsymbol{\theta}^0, \mathbf{G}^0, \mathbf{P}^0)}{\lambda_3}$. Meanwhile, it could be derived from Theorem 2 that \mathbf{G}^* is bounded. By choosing $\psi_1 = \sqrt{\frac{\mathcal{F}(\boldsymbol{\theta}^0, \mathbf{G}^0, \mathbf{P}^0)}{\lambda_1}}$, $\psi_2 = \frac{\mathcal{F}(\boldsymbol{\theta}^0, \mathbf{G}^0, \mathbf{P}^0)}{\lambda_2}$, $\psi_3 = \frac{\mathcal{F}(\boldsymbol{\theta}^0, \mathbf{G}^0, \mathbf{P}^0)}{\lambda_3}$, all solutions chosen by our algorithm belongs to Θ . Then, with high probability, all these solutions could reach a reasonable generation gap between the expected 0-1 AUC loss metric $\mathbb{E}_{\mathcal{D}}(\sum_i \ell_{AUC}^{(i)})$ and the estimated surrogate loss on the training data $\mathcal{L}(\mathbf{W})$, with an order $\mathcal{O}(\sum_{i=1}^U \frac{1}{\sqrt{(n_i \chi_i (1 - \chi_i))}})$.*

Empirical Study

Experiment Settings

For all the experiments, hyper-parameters are tuned based on the training and validation set (account for 85% of the total instances), and the result on the test set are recorded. The experiments are done with 15 repetitions for each involved algorithm.

Competitors

In this paper, we compare our model with the following competitors: **Robust Multi-Task Learning (RMTL)** (Chen *et al.* 2011): RMTL aims at identifying irrelevant tasks when learning from multiple tasks. To this end, the model parameter is decomposed into a low-rank structure and group sparse structure. **Robust Multi-Task Feature Learning (rMTFL)** (Yu *et al.* 2007): rMTFL assumes that the model \mathbf{W} can be decomposed into two components: a shared feature structure \mathbf{P} ($\ell_{1,2}$ norm penalty) and a group-sparse structure \mathbf{Q} ($\ell_{1,2}$ norm penalty on its transpose) that detects outliers. **Lasso**: The the ℓ_1 -norm regularized multi-task least squares method. **Joint Feature Learning (JFL)** (Nie *et al.* 2010): In JFL all the models are expected to share a common set of features. To this end, the group sparsity constraint is imposed on the models via the $\ell_{1,2}$ norm. **The Clustered Multi-Task Learning Method (CMTL)**: (Zhou *et al.* 2011): CMTL assumes that the tasks could be clustered into k groups. Then a k-means based regularizer is adopted to leverage such a structure. **The task-feature co-clusters based multi-task method (COMT)** (Xu *et al.* 2015): COMT assumes that the task-specific components bear a feature-task coclustering structure. **Reduced Rank Multi-Stage multi-task learning (RAMU)** (Han and Zhang 2016): RAMU adopts a capped trace norm regularizer to minimize only the singular values smaller than an adaptively tuned threshold.

Note that since (Kovashka and Grauman 2013) adopts an extra data pool and (Kovashka and Grauman 2015) includes extra initialization algorithms based on (Kovashka and Grauman 2013), our method is not compared with them for the sake of fairness.

Table 1: AUC Comparison on Simulation Dataset

Alg	RMTL	rMTFL	LASSO	JFL
mean	83.48	83.45	83.57	83.49
Alg	CMTL	COMT	RAMU	Ours
mean	83.47	83.44	83.50	99.65

Table 2: Running Time Comparison (seconds): Original stands for the original AUC evaluation, whereas ours stands for our acceleration scheme.

ratio	20%	40%	60%	80%	100%
Original	18.57	74.22	151.86	268.55	nan
Ours	3.06	5.50	8.65	12.46	15.82

Simulated Dataset

In this subsection, we will generate a simulated annotation dataset with 100 simulated users, where the features and AUC scores are produced according to our proposed model. For each user, 5000 samples are generated as $\mathbf{X}^{(i)} \in \mathbb{R}^{5000 \times 80}$ and $\mathbf{x}_k^{(i)} \sim \mathcal{N}(0, \mathbf{I}_{80})$. This results in a volume of *500,000 overall annotations*. To capture the global information, we set $\boldsymbol{\theta}$ as $\boldsymbol{\theta} \sim \mathcal{U}(0, 5) + \mathcal{N}(0, 0.5^2)$. In terms of the co-cluster nature, \mathbf{G} is produced with a block-wise grouping structure for feature-user co-cluster. Specifically, we create 5 blocks for \mathbf{G} , namely: $\mathbf{G}(1 : 20, 1 : 20)$, $\mathbf{G}(21 : 40, 21 : 40)$, $\mathbf{G}(41 : 50, 41 : 60)$, $\mathbf{G}(51 : 70, 61 : 80)$ and $\mathbf{G}(71 : 80, 81 : 100)$. For each of the block, the elements are generated from the distribution $\mathcal{N}(C_i, 2.5^2)$ (generated via element-wise sampling) where $C_i \sim \mathcal{U}(0, 10)$ is the centroid for the corresponding cluster and thus is shared among a specific cluster. For the elements that do not belong to the 5 chosen blocks are set as 0. For $\mathbf{P} \in \mathbb{R}^{d \times U}$, we set $\mathbf{P}(:, 1 : 5)$, $\mathbf{P}(:, 10 : 15)$, $\mathbf{P}(:, 20 : 25)$ randomly with the distribution $\mathcal{U}(0, 10)$, while the remaining entries are set as 0. For each user, the scoring function are generated as $\mathbf{s}^{(i)} = \mathbf{X}^{(i)}(\boldsymbol{\theta} + \mathbf{G}^{(i)} + \mathbf{P}^{(i)}) + \boldsymbol{\epsilon}^{(i)}$, where $\boldsymbol{\epsilon}^{(i)} \in \mathbb{R}^{5000 \times 1}$, and $\boldsymbol{\epsilon}^{(i)} \sim \mathcal{N}(0, 0.01^2 \mathbf{I}_{5000})$. To generate the labels $\mathbf{Y}^{(i)}$ for each i , the top 100 instances with highest scores are labeled as 1, while the remaining instances are labeled as -1.

The performance of all the involved algorithms on the simulated dataset is recorded in Table 1. The corresponding results show that our proposed algorithm consistently outperforms other competitors. Specifically, our algorithm reaches an AUC score of 99.65, where the second best algorithm only attains a score of 83.57.

Besides the generalized performance, we could also verify empirically the ability of our algorithm to recover the expected structures on the parameters \mathbf{W} . With the same simulated dataset, we compare the parameter \mathbf{W} learned from our proposed and the Ground Truth parameters in Figure 3. The results show that our proposed methods could roughly recover the expected group-based structure.

In Theorem 2, we have proved the convergence behav-




Figure 3: The Potential of our proposed method to Recover the Expected Structure of the Parameters

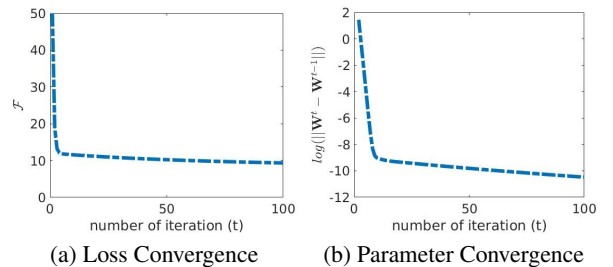


Figure 4: The Convergence Behavior On Simulation Dataset: a) shows the loss convergence, whereas b) exhibits the convergence property in terms of the parameters.

ior of the proposed algorithm. To verify theoretical findings, we plot the loss and parameter evolution against the number of iteration in Figure 4. In Figure 4-(a), we see that the loss function constantly decreases as the iteration proceeds, whereas in Figure 4-(b), it is easy to find that the parameter difference $\log(\|\mathbf{W}^{t+1} - \mathbf{W}^t\|)$ also keeps decreasing. All these empirical observations coincide with our theoretical results.

To verify the efficiency of the proposed AUC evaluation scheme, we evaluate the running time of our algorithm with and without the AUC evaluation scheme. The resulting comparison is recorded in Table 2 when different ratios of the dataset are adopted as the training set. As what exhibited here, the original algorithm without the efficient AUC evaluation scheme gets slowly sharply when the training sample increases. When 100% samples are included in the training set, our server couldn't finish the program within 1h due to the memory limit (24GB). We denote as nan correspondingly. In contrast, we can see an up to 20 times speed-up with the help of the proposed scheme in proposition 1.

Shoes Dataset

The Shoes Dataset is collected from (Kovashka and Grauman 2015) which contains 14,658 online shopping images. In this dataset, 7 attributes are annotated by users with a wide spectrum of interests and backgrounds. For each attribute, there are at least 190 users who take part in the annotation, and each user is assigned with 50 images. Overall, 90,000 annotations are collected in this dataset. We concatenate the

Table 3: Performance Comparison based on the AUC metric

Alg	Attributes											
	Shoes							Sun				
	BR	CM	FA	FM	OP	ON	PT	CL	MO	OP	RU	SO
RMTL	79.31	84.99	66.90	85.08	75.67	67.22	75.14	69.36	62.71	75.28	67.91	69.23
rMTFL	70.90	83.78	67.27	85.91	73.71	65.21	77.11	69.27	62.15	75.80	68.16	68.76
LASSO	68.46	80.48	65.90	84.01	71.47	64.60	75.08	67.64	61.83	75.39	68.57	69.13
JFL	72.00	83.10	67.26	85.93	73.02	65.39	77.09	68.63	61.94	75.00	67.17	68.78
CMTL	74.54	85.16	68.21	85.32	75.06	68.17	77.62	72.55	66.61	79.78	72.34	72.82
COMT	84.24	88.68	69.66	89.19	80.93	72.99	80.62	70.69	63.72	76.93	69.43	70.44
RAMU	78.33	84.58	65.78	84.68	75.25	66.72	73.50	72.95	69.25	79.81	74.39	72.50
Ours	92.95	90.92	73.24	92.65	87.95	81.07	86.22	79.31	78.19	86.50	81.88	78.98

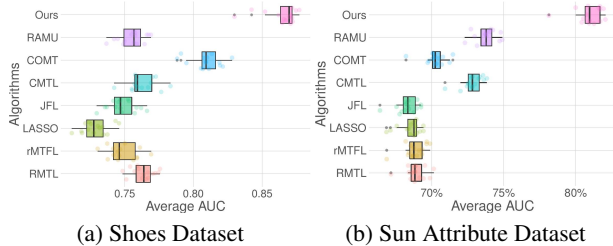


Figure 5: Average performances on all attributes of shoes dataset

GIST and color histograms provided by the original dataset as the features. To remove the redundant input features, Principal Component Analysis (PCA) is performed before training, and only the components that are capable of interpreting the first 99% of the total data variance are preserved. Meanwhile, we also need to eliminate the effect of the users who extremely prefer to provide merely the positive (negative) labels. To this end, we remove the users who give less than 8 annotations for at least one of the classes.

The left half of Table 3 shows the average performance of the 15 repetitions with the experimental setting (BR: Brown, CM: Comfortable, FA: Fashionable, FM: Formal, OP: Open, ON: Ornate, PT: Pointy). Furthermore, in Figure 5, we visualize the average result over the 7 attributes for 15 repetitions with a boxplot. Accordingly, we could reach the conclusion that our proposed algorithm consistently outperforms all the benchmark algorithms by a significant margin.

Sun Attribute Dataset

The SUN Attributes Dataset (Patterson and Hays 2012), is a well-known large-scale scene attribute dataset with roughly 1,4000 images and a taxonomy of 102 discriminative attributes. Recently, in (Kovashka and Grauman 2015), the personalized annotations over five attributes are collected with hundreds of annotators. For each person, 50 images are labeled based on their own comprehension and preference. Overall, this dataset contains 64,900 annotations collected from different users. As for dataset preprocessing, we

adopt almost the same procedure as the shoes dataset. The difference here is that we use the second last fc layer of the Inception-V3 (Szegedy *et al.* 2016) network as the input feature. Furthermore, the PCA is done for each attribute preserving 90% of the total data variance.

The right half of Table 3 shows the average performance over 15 repetitions (CL: Cluttered, MO: Modern, OP: Opening Area, RU: Rustic, SO: Soothe), and Figure 5-(b) shows the average AUC scores over 5 attributes for the 15 repetitions. Similar to the shoes dataset, we see that our proposed algorithm consistently outperforms all the benchmark algorithms.

Conclusion

In this paper, we propose a novel multi-task model for learning user-specific attribute comprehension with a hierarchical decomposition to model the consensus-to-personalization evolution and an AUC-based loss function to learn the preference. Furthermore, we propose an efficient AUC-based evaluation method to significantly reduce the computational complexity of computing the loss and the gradients. Eventually, both the theoretical results and the experimental results demonstrate the effectiveness of our proposed model.

Acknowledgment

This work was supported by the National Key R&D Program of China (Grant No. 2016YFB0800603). The research of Zhiyong Yang and Qingming Huang was supported in part by National Natural Science Foundation of China: 61332016, 61650202 and 61620106009, in part by Key Research Program of Frontier Sciences, CAS: QYZDJ-SSW-SYS013. The research of Qianqian Xu was supported in part by National Natural Science Foundation of China (No.61672514, 61390514, 61572042), Beijing Natural Science Foundation (4182079), Youth Innovation Promotion Association CAS, and CCF-Tencent Open Research Fund. The research of Xiaochun Cao was supported by National Natural Science Foundation of China (No. U1636214, 61733007, U1605252), Key Program of the Chinese Academy of Sciences (No. QYZDB-SSW-JSC003).

References

- [Chen *et al.* 2011] Jianhui Chen, Jiayu Zhou, and Jieping Ye. Integrating low-rank and group-sparse structures for robust multi-task learning. In *KDD*, pages 42–50, 2011.
- [Farhadi *et al.* 2009] Ali Farhadi, Ian Endres, Derek Hoiem, and David A. Forsyth. Describing objects by their attributes. In *CVPR*, pages 1778–1785, 2009.
- [Gao *et al.* 2016] Wei Gao, Lu Wang, Rong Jin, Shenghuo Zhu, and Zhi-Hua Zhou. One-pass AUC optimization. *Artif. Intell.*, 236:1–29, 2016.
- [Han and Zhang 2016] Lei Han and Yu Zhang. Multi-stage multi-task learning with reduced rank. In *AAAI*, pages 1638–1644, 2016.
- [Kovashka and Grauman 2013] Adriana Kovashka and Kristen Grauman. Attribute adaptation for personalized image search. In *CVPR*, pages 3432–3439, 2013.
- [Kovashka and Grauman 2015] Adriana Kovashka and Kristen Grauman. Discovering attribute shades of meaning with the crowd. *International Journal of Computer Vision*, 114(1):56–73, 2015.
- [Kumar and Daumé 2012] Abhishek Kumar and Hal Daumé. Learning task grouping and overlap in multi-task learning. In *ICML*, 2012.
- [Lin *et al.* 2017] Yang Lin, Li Yang, Zhouchen Lin, Tong Lin, and Hongbin Zha. Factorization for projective and metric reconstruction via truncated nuclear norm. In *IJCNN*, pages 470–477, 2017.
- [Liu *et al.* 2018] Risheng Liu, Shichao Cheng, Xiaokun Liu, Long Ma, Xin Fan, and Zhongxuan Luo. A bridging framework for model optimization and deep propagation. In *NIPS*, 2018.
- [Lu *et al.* 2015] Canyi Lu, Changbo Zhu, Chunyan Xu, Shuicheng Yan, and Zhouchen Lin. Generalized singular value thresholding. In *AAAI*, pages 1805–1811, 2015.
- [Luo *et al.* 2018] Changzhi Luo, Zhetao Li, Kaizhu Huang, Jiashi Feng, and Meng Wang. Zero-shot learning via attribute regression and class prototype rectification. *IEEE Trans. Image Processing*, 27(2):637–648, 2018.
- [Massias *et al.* 2018] Mathurin Massias, Olivier Fercoq, Alexandre Gramfort, and Joseph Salmon. Generalized concomitant multi-task lasso for sparse multimodal regression. In *AISTATS*, pages 998–1007, 2018.
- [McDiarmid 1989] Colin McDiarmid. On the method of bounded differences. *Surveys in combinatorics*, 141(1):148–188, 1989.
- [Nie *et al.* 2010] Feiping Nie, Heng Huang, Xiao Cai, and Chris H. Ding. Efficient and robust feature selection via joint ℓ_2, ℓ_1 -norms minimization. In *NIPS*, pages 1813–1821, 2010.
- [Patterson and Hays 2012] Genevieve Patterson and James Hays. Sun attribute database: Discovering, annotating, and recognizing scene attributes. In *CVPR*, pages 2751–2758. IEEE, 2012.
- [Rockafellar and Wets 2009] R Tyrrell Rockafellar and Roger J-B Wets. *Variational analysis*, volume 317. Springer Science & Business Media, 2009.
- [Sadovnik *et al.* 2013] Amir Sadovnik, Andrew C. Gallagher, Devi Parikh, and Tsuhan Chen. Spoken attributes: Mixing binary and relative attributes to say the right thing. In *ICCV*, pages 2160–2167, 2013.
- [Song *et al.* 2014] Fengyi Song, Xiaoyang Tan, and Songcan Chen. Exploiting relationship between attributes for improved face verification. *Computer Vision and Image Understanding*, 122:143–154, 2014.
- [Sra *et al.* 2012] Suvrit Sra, Sebastian Nowozin, and Stephen J Wright. *Optimization for machine learning*. MIT Press, 2012.
- [Su *et al.* 2017] Chi Su, Shiliang Zhang, Fan Yang, Guangxiao Zhang, Qi Tian, Wen Gao, and Larry S. Davis. Attributes driven tracklet-to-tracklet person re-identification using latent prototypes space mapping. *Pattern Recognition*, 66:4–15, 2017.
- [Szegedy *et al.* 2016] Christian Szegedy, Vincent Vanhoucke, Sergey Ioffe, Jon Shlens, and Zbigniew Wojna. Rethinking the inception architecture for computer vision. In *CVPR*, pages 2818–2826, 2016.
- [Usunier *et al.* 2005] Nicolas Usunier, Massih Amini, and Patrick Gallinari. A data-dependent generalisation error bound for the auc. In *the ICML 2005 workshop on ROC Analysis in Machine Learning*, 2005.
- [Wang *et al.* 2017] Yaqing Wang, James T. Kwok, Quanming Yao, and Lionel M. Ni. Zero-shot learning with a partial set of observed attributes. In *IJCNN*, pages 3777–3784, 2017.
- [Xu *et al.* 2015] Linli Xu, Aiqing Huang, Jianhui Chen, and Enhong Chen. Exploiting task-feature co-clusters in multi-task learning. In *AAAI*, 2015.
- [Yang *et al.* 2017] Zhiyong Yang, Taohong Zhang, Jingcheng Lu, Dezheng Zhang, and Dorothy Kalui. Optimizing area under the ROC curve via extreme learning machines. *Knowl.-Based Syst.*, 130:74–89, 2017.
- [Yang *et al.* 2018] Zhiyong Yang, Qianqian Xu, Xiaochun Cao, and Qingming Huang. From common to special: When multi-attribute learning meets personalized opinions. In *AAAI*, pages 515–522, 2018.
- [Yu *et al.* 2007] Shipeng Yu, Volker Tresp, and Kai Yu. Robust multi-task learning with t -processes. In *ICML*, pages 1103–1110, 2007.
- [Zhang 2011] Xiao-Dong Zhang. The laplacian eigenvalues of graphs: a survey. *arXiv preprint arXiv:1111.2897*, 2011.
- [Zhao *et al.* 2018] Mengchen Zhao, Bo An, Yaodong Yu, Sulin Liu, and Sinno Jialin Pan. Data poisoning attacks on multi-task relationship learning. In *AAAI*, 2018.
- [Zhou *et al.* 2011] Jiayu Zhou, Jianhui Chen, and Jieping Ye. Clustered multi-task learning via alternating structure optimization. In *NIPS*, pages 702–710, 2011.

Supplementary Materials

Efficient AUC Evaluations

Proof of Proposition 1

According to the definition of \mathcal{G}_i and ε_i , the affinity matrix of \mathcal{G}_i could be written as

$$\mathcal{W}_i = \frac{1}{n_+ n_-} [\tilde{\mathbf{y}}^{(i)} (\mathbf{1} - \tilde{\mathbf{y}}^{(i)})^\top + (\mathbf{1} - \tilde{\mathbf{y}}^{(i)}) (\tilde{\mathbf{y}}^{(i)})^\top].$$

Correspondingly, $\mathbf{L}^{(i)}$ could be simplified as :

$$\mathbf{L}^{(i)} = \text{diag} \left(\frac{\tilde{\mathbf{y}}^{(i)}}{n_{+,i}} + \frac{\mathbf{1} - \tilde{\mathbf{y}}^{(i)}}{n_{-,i}} \right) - \mathcal{W}_i \quad (8)$$

Then for $\mathbf{A}^\top \mathbf{L}^{(i)} \mathbf{B}$, we have:

$$\mathbf{A}^\top \mathbf{L}^{(i)} \mathbf{B} = \mathbf{A}^\top \left(\text{diag} \left(\frac{\tilde{\mathbf{y}}^{(i)}}{n_{+,i}} + \frac{\mathbf{1} - \tilde{\mathbf{y}}^{(i)}}{n_{-,i}} \right) \right) \mathbf{B} - \tilde{\mathbf{A}}_+ \tilde{\mathbf{B}}_-^\top - \tilde{\mathbf{A}}_- \tilde{\mathbf{B}}_+^\top \quad (9)$$

where

$$\tilde{\mathbf{A}}_+ = \frac{1}{n_{+,i}} \mathbf{A}^\top \tilde{\mathbf{y}}^{(i)}, \quad \tilde{\mathbf{A}}_- = \frac{1}{n_{-,i}} \mathbf{A}^\top (\mathbf{1} - \tilde{\mathbf{y}}^{(i)}), \quad \tilde{\mathbf{B}}_+ = \frac{1}{n_{+,i}} \mathbf{B}^\top \tilde{\mathbf{y}}^{(i)}, \quad \tilde{\mathbf{B}}_- = \frac{1}{n_{-,i}} \mathbf{B}^\top (\mathbf{1} - \tilde{\mathbf{y}}^{(i)}) \quad (10)$$

It is easy to see that if we first cache $\tilde{\mathbf{A}}_+$, $\tilde{\mathbf{A}}_-$ and $\tilde{\mathbf{B}}_+$, $\tilde{\mathbf{B}}_-$, then $\mathbf{A}^\top \mathbf{L}^{(i)} \mathbf{B}$ could be computed within $\mathcal{O}(abn_i + (a+b)n_i)$, which should cost at most $\mathcal{O}(abn_i^2)$ with a naive method. Similarly, for $\mathbf{A}^\top \mathbf{L}$, we have the following simplification:

$$\mathbf{A}^\top \mathbf{L} = \mathbf{A}^\top \left(\text{diag} \left(\frac{\tilde{\mathbf{y}}^{(i)}}{n_{+,i}} + \frac{\mathbf{1} - \tilde{\mathbf{y}}^{(i)}}{n_{-,i}} \right) \right) - \tilde{\mathbf{A}}_+ \left(\frac{\mathbf{1} - \tilde{\mathbf{y}}^{(i)}}{n_{-,i}} \right) - \tilde{\mathbf{A}}_- \left(\frac{\tilde{\mathbf{y}}^{(i)}}{n_{+,i}} \right) \quad (11)$$

This shows that the complexity for computing $\mathbf{A}^\top \mathbf{L}^{(i)}$ could be reduced from at most $\mathcal{O}(n_i^2 a)$ to $\mathcal{O}(n_i a)$ □

Efficient method to evaluation the AUC loss and gradients

Evaluation of The Loss For a specific user i , we denote $\tau_i = (\tilde{\mathbf{y}}^{(i)} - \mathbf{X}^{(i)} \mathbf{W}^{(i)}) \in \mathbb{R}^{n_i}$, then the empirical loss for AUC could be represented as : $\ell_i = \tau_i^\top \mathbf{L}^{(i)} \tau_i$. Letting $\mathbf{A} = \mathbf{B} = \tau_i$, we could reduce the time complexity of calculating ℓ_i from $\mathcal{O}(n_{+,i} n_{-,i})$ to $\mathcal{O}(n_{+,i} + n_{-,i})$ using the details in the proof of Proposition 1.

Evaluation of The Gradients Denote Δ_i as :

$$\Delta_i = \mathbf{X}^{(i)\top} \mathbf{L}^{(i)} \mathbf{X}^{(i)} (\boldsymbol{\theta} + \mathbf{G}^{(i)} + \mathbf{P}^{(i)}) - \mathbf{X}^{(i)\top} \mathbf{L}^{(i)} \mathbf{y}^{(i)} \quad (12)$$

We could reach :

$$\nabla_{\boldsymbol{\theta}} \mathcal{L}(\mathbf{W}) = \sum_{i=1}^U \Delta_i, \quad \nabla_{\mathbf{P}^{(i)}} \mathcal{L}(\mathbf{W}) = \nabla_{\mathbf{G}^{(i)}} \mathcal{L}(\mathbf{W}) = \Delta_i.$$

Obviously, $\mathbf{X}^{(i)\top} \mathbf{L}^{(i)} \mathbf{y}^{(i)}$ could be finished within $\mathcal{O}(dn_i)$ with Proposition 1. For $\mathbf{X}^{(i)\top} \mathbf{L}^{(i)} \mathbf{X}^{(i)} (\boldsymbol{\theta} + \mathbf{G}^{(i)} + \mathbf{P}^{(i)})$, if computation is finished in the following order:

$$(\mathbf{X}^{(i)\top} \mathbf{L}^{(i)}) \cdot (\mathbf{X}^{(i)} (\boldsymbol{\theta} + \mathbf{G}^{(i)} + \mathbf{P}^{(i)})). \quad (13)$$

We could still finish the computation of this term with a complexity $\mathcal{O}(dn_i)$. Above all, in light of Proposition 1, the complexity for computing the gradients could be efficiently reduced from $\mathcal{O}(d \sum_i n_{+,i} \cdot n_{-,i})$ to $\mathcal{O}(d \sum_i (n_{+,i} + n_{-,i}))$.

Proof of Theorem 1

We further denote

$$dL_i = \mathbf{X}^{(i)\top} \mathbf{L}^{(i)} \mathbf{X}^{(i)} (\mathbf{W}^{(i)} - \mathbf{W}'^{(i)}), \quad d\boldsymbol{\theta} = \nabla_{\boldsymbol{\theta}} \mathcal{L}(\mathbf{W}) - \nabla_{\boldsymbol{\theta}'} \mathcal{L}(\mathbf{W}'), \quad d\mathbf{P}^{(i)} = \nabla_{\mathbf{P}^{(i)}} \mathcal{L}(\mathbf{W}) - \nabla_{\mathbf{P}'^{(i)}} \mathcal{L}(\mathbf{W}').$$

Note that:

$$\mathbf{W}^{(i)} = \boldsymbol{\theta} + \mathbf{G}^{(i)} + \mathbf{P}^{(i)}, \quad \mathbf{W}'^{(i)} = \boldsymbol{\theta}' + \mathbf{G}'^{(i)} + \mathbf{P}'^{(i)}$$

It thus follows that

$$\begin{aligned}
& \|\nabla\mathcal{L}(\mathbf{W}) - \nabla\mathcal{L}(\mathbf{W}')\| \\
&= \left(\|d\boldsymbol{\theta}\|^2 + \sum_i \|d\mathbf{G}^{(i)}\|^2 + \sum_i \|d\mathbf{P}^{(i)}\|^2 \right)^{1/2} \\
&\leq \|d\boldsymbol{\theta}\| + \sum_i \|d\mathbf{G}^{(i)}\| + \sum_i \|d\mathbf{P}^{(i)}\| \\
&= \left\| \sum_{i=1}^U dL_i \right\| + 2 \sum_{i=1}^U \|dL_i\| \\
&\leq 3C \sum_{i=1}^U \|\mathbf{W}^{(i)} - \mathbf{W}'^{(i)}\| \\
&\leq 3C \left(U \|\boldsymbol{\theta} - \boldsymbol{\theta}'\| + \sum_{i=1}^U \|\mathbf{G}^{(i)} - \mathbf{G}'^{(i)}\| + \sum_{i=1}^U \|\mathbf{P}^{(i)} - \mathbf{P}'^{(i)}\| \right) \\
&\leq 3CU\sqrt{2U+1} \|\text{vec}(\mathbf{W}) - \text{vec}(\mathbf{W}')\| \\
&\leq \gamma \|\text{vec}(\mathbf{W}) - \text{vec}(\mathbf{W}')\|
\end{aligned} \tag{14}$$

where

$$C = \max_i \left(\|\mathbf{X}^{(i)\top} \mathbf{L}^{(i)} \mathbf{X}^{(i)}\|_2 \right).$$

To prove the last inequality, we have :

$$\forall i, \|\mathbf{X}^{(i)\top} \mathbf{L}^{(i)} \mathbf{X}^{(i)}\|_2 \leq \|\mathbf{X}^{(i)}\|_2^2 \|\mathbf{L}^{(i)}\|_2. \tag{15}$$

and according to Theorem 3.3 of (Zhang 2011), we have

$$\|\mathbf{L}^{(i)}\|_2 = \frac{n_i}{n_{+,i}n_{-,i}} \tag{16}$$

Combining (15) and (16), the last inequality holds, thus we complete the proof.

Convergence Analysis

Proof of Proposition 2

For the sake of simplicity, we denote $\mathcal{T}_{\kappa, \frac{\lambda_3}{\rho_k}}(\boldsymbol{\Sigma})$ here in this proof as \mathcal{T} , T_{ii} as the i -th diagonal entry of \mathcal{T} i.e. $(\frac{1}{2c+1})^{I[i>\kappa]} \sigma_i$, and m as $\min\{d, U\}$.

According to the result of General Singular Value Thresholding(GSVT) (Lu *et al.* 2015), G^* is an optimal solution of (3), $\mathcal{T}_{11}, \dots, \mathcal{T}_{mm}$ is a minimizer of the following problem:

$$\underset{\iota_1 \geq \iota_2, \dots, \geq \iota_m \geq 0}{\operatorname{argmin}} \frac{1}{2} \sum_i (\iota_i - \sigma_i(\tilde{\mathbf{G}}^k))^2 + \frac{\lambda_3}{\rho_k^2} \sum_{i=\kappa+1}^{\min\{d, U\}} \iota_i^2 \tag{17}$$

It is easy to see that $\mathcal{T}_{11}, \dots, \mathcal{T}_{mm}$ is the unique minimizer of the unconstrained problem

$$\operatorname{argmin} \frac{1}{2} \sum_i (\iota_i - \sigma_i(\tilde{\mathbf{G}}^k))^2 + \frac{\lambda_3}{\rho_k^2} \sum_{i=\kappa+1}^{\min\{d, U\}} \iota_i^2, \tag{18}$$

due to its strong convexity.

It only remains to check that $\mathcal{T}_{11}, \dots, \mathcal{T}_{mm}$ is also a feasible solution to the constrained problem. Given the group number κ , for any $1 \leq i \leq \min\{d, U\}$, $1 \leq j \leq \min\{d, U\}$, and $i \neq j$, we have :

$$(\mathcal{T}_{ii} - \mathcal{T}_{jj})(\sigma_i - \sigma_j) = \left(\left(2\frac{\lambda_3}{\rho_k} + 1 \right)^{-I[i>\kappa]} \sigma_i - \left(2\frac{\lambda_3}{\rho_k} + 1 \right)^{-I[j>\kappa]} \sigma_j \right) (\sigma_i - \sigma_j)$$

We have

- If $i < \kappa$ and $j < \kappa$: $(\mathcal{T}_{ii} - \mathcal{T}_{jj})(\sigma_i - \sigma_j) = (\sigma_i - \sigma_j)^2 \geq 0$
- If one of i, j is greater than κ : $(\mathcal{T}_{ii} - \mathcal{T}_{jj})(\sigma_i - \sigma_j) > (\sigma_i - \sigma_j)^2 \geq 0$.
- If both i and j are greater than κ : $(\mathcal{T}_{ii} - \mathcal{T}_{jj})(\sigma_i - \sigma_j) = (2\frac{\lambda_2}{\rho_k} + 1)^{-1}(\sigma_i - \sigma_j)^2 \geq 0$

Thus $(\mathcal{T}_{ii} - \mathcal{T}_{jj})(\sigma_i - \sigma_j) \geq 0$. This implies that the diagonal elements of \mathcal{T} preserve the order of the singular values of $\tilde{\mathbf{G}}^k$. This proves that \mathcal{T} is also a feasible solution of (17). Finally, we have \mathcal{T} is the minimizer of (17) and complete the proof. \square

Line Search Strategy

As we mentioned in the main paper, the line search strategy is a crucial component which guarantees the effectiveness of (5) via tuning the parameter ρ_k . Now we provide a more detailed review of this strategy mentioned in the main paper.

Algorithm 1: *LineSearch* $(\rho_0, \alpha, \tilde{\boldsymbol{\theta}}^k, \tilde{\mathbf{G}}^k, \tilde{\mathbf{P}}^k)$

Input: $\rho_0, \alpha > 1, \tilde{\boldsymbol{\theta}}^k, \tilde{\mathbf{G}}^k, \tilde{\mathbf{P}}^k$
Output: ρ

- 1 Initialize $\rho = \rho_0$;
- 2 **while** *True* **do**
- 3 Solve $(\boldsymbol{\theta}^k, \mathbf{G}^k, \mathbf{P}^k)$ with $\rho_k = \rho$ and $(\tilde{\boldsymbol{\theta}}^k, \tilde{\mathbf{G}}^k, \tilde{\mathbf{P}}^k)$;
- 4 **if** $\mathcal{L}(\boldsymbol{\theta}^k, \mathbf{G}^k, \mathbf{P}^k) < \mathcal{L}(\tilde{\boldsymbol{\theta}}^k, \tilde{\mathbf{G}}^k, \tilde{\mathbf{P}}^k) + \Psi_{\rho_k}(D\boldsymbol{\theta}) + \Psi_{\rho_k}(D\mathbf{G}) + \Psi_{\rho_k}(D\mathbf{P})$ **then**
- 5 **break**;
- 6 **else**
- 7 $\rho = \rho \cdot \alpha$
- 8 **end**
- 9 **end**

A Summary of the Optimization Method

With the aforementioned closed-form solution for \mathbf{G} and line search strategy to find a proper ρ_k . For the sake of clarity, we now summarize the details of the proximal gradient method in Algorithm 2.

Algorithm 2: The proximal gradient method

Input: $\mathcal{D}, \lambda_1, \lambda_2, \lambda_3, \rho_0 > 0, \alpha > 1$
Output: $\boldsymbol{\theta}^{k-1}, \mathbf{G}^{k-1}, \mathbf{P}^{k-1}$

- 1 Initialize $\boldsymbol{\theta}^0, \mathbf{G}^0, \mathbf{P}^0$;
- 2 $\boldsymbol{\theta}^{ref} := \boldsymbol{\theta}^0, \mathbf{G}^{ref} := \mathbf{G}^0, \mathbf{P}^{ref} := \mathbf{P}^0$;
- 3 **while** *Not Converged* **do**
- 4 Solve $(\boldsymbol{\theta}^k, \mathbf{G}^k, \mathbf{P}^k)$ from Eq.(2)-Eq.(4);
- 5 Set $\rho_k := \text{LineSearch}(\rho_{k-1}, \alpha, \tilde{\boldsymbol{\theta}}^k, \tilde{\mathbf{G}}^k, \tilde{\mathbf{P}}^k)$;
- 6 Update $(\boldsymbol{\theta}^k, \mathbf{G}^k, \mathbf{P}^k)$ again with ρ_k ;
- 7 $\boldsymbol{\theta}^{ref} := \boldsymbol{\theta}^k; \mathbf{G}^{ref} := \mathbf{G}^k; \mathbf{P}^{ref} := \mathbf{P}^k$;
- 8 $k = k + 1$;
- 9 **end**

Definition of the sub-differential

Now we introduce the generalized sub-differential for proper and lower semi-continues functions, and the readers are referred to (Rockafellar and Wets 2009) for a more detailed analysis. In this section, we denote $\mathcal{L}(\mathbf{W})$ as $\mathcal{L}(\boldsymbol{\theta}, \mathbf{G}, \mathbf{P})$ for clarity.

Definition 1. Consider a function $f : \mathbb{R}^n \rightarrow \bar{\mathbb{R}}$ and a point \bar{x} with $f(\bar{x})$ finite. For a vector $v \in \mathbb{R}^n$, we have:

- a) v is a **regular subgradient** of f at \bar{x} , written $v \in \hat{\partial}f(\bar{x})$, if

$$f(x) \geq f(\bar{x}) + \langle v, x - \bar{x} \rangle + o(|x - \bar{x}|); \quad (19)$$

- b) v is a **(general) subgradient** of f at \bar{x} , written as $v \in \partial f(\bar{x})$, if there are sequences $x^\nu \rightarrow \bar{x}$, with $f(x^\nu) \rightarrow f(\bar{x})$, and $v \in \hat{\partial}f(x^\nu)$ with $v^\nu \rightarrow v$.

Note that notation o in a), stands for a short-hand for an one-sided limit condition.

$$\liminf_{x \rightarrow \bar{x}, x \neq \bar{x}} \frac{f(x) - f(\bar{x}) - \langle v, x - \bar{x} \rangle}{|x - \bar{x}|} \geq 0 \quad (20)$$

Specifically, the generalized subgradient has the following properties.

Property 1 (existence of the subgradient). (*Corollary 8.10 of (Rockafellar and Wets 2009)*) *If the function $f : \mathbb{R}^n \rightarrow \bar{\mathbb{R}}$ is finite and lower semi-continuous at \bar{x} , then we have $\partial f(\bar{x})$ is not empty.*

With Property 1, we see that generalized subgradient always exists for finite and lower semi-continuous functions.

Property 2 (Generalized Fermat rule for local minimums). (*Theorem 10.1 of (Rockafellar and Wets 2009)*) *If a proper function $f : \mathbb{R}^n \rightarrow \bar{\mathbb{R}}$ has a local minimum at \bar{x} , then we have $0 \in \partial f(\bar{x})$.*

With Property 2, we define \bar{x} as a **critical point** of f , if $0 \in \partial f$.

The continuity of $\mathcal{R}_2(\mathbf{G})$

Property 2 of the generalized subdifferential shows that one could always find nonempty subdifferential for lower semi-continuous functions. For our objective function $\mathcal{F}(\cdot)$, it is easy to find that \mathcal{L} , $\mathcal{R}_1(\cdot)$, and $\mathcal{R}_3(\cdot)$ are continuous and thus must be lower semi-continuous. Now in this section, we provide a guarantee for nonempty generalized subdifferentials of $\mathcal{F}(\cdot)$ via proving Lemma 1, i.e., the continuity (and thus lower semi-continuity) of \mathcal{R}_2 . Note that \mathcal{R}_2 always depends on the predefined group number. In the following discussions, we will keep it fixed as κ .

Proof of Lemma 1 For the sake of simplicity, we just set $m = \min\{d, U\}$ throughout this proof. It is easy to find that $\mathcal{R}_2(\mathbf{G}) = \sum_{i=\kappa+1}^m \sigma_i^2(\mathbf{G})$ reformulated as a composite $f \circ \sigma$. Here, $\sigma = (\sigma_1(\mathbf{G}), \dots, \sigma_m(\mathbf{G}))$ are the singular values of \mathbf{G} . $f : \mathbb{R}^m \rightarrow \bar{\mathbb{R}}$ is the sum-of-squares of the last $m - \kappa$ elements with smallest absolute value. In other words, denote a rearrangement of x as x^\downarrow with $|x_1^\downarrow| \geq |x_2^\downarrow|, \dots \geq |x_m^\downarrow|$, then we have $f(x) = \sum_{i=\kappa+1}^m (x_i^\downarrow)^2$. Clearly, $\mathcal{R}_2(\cdot)$ is continuous if and only if $f(\cdot)$ is continuous. We only need to prove that $f(\cdot)$ is continuous.

For any given point $x_0 \in \mathbb{R}^m$, define δ_1, δ_2 as⁴:

$$\delta_1 = \begin{cases} \min_{m \geq i \geq 1, |x_{0,i}^\downarrow| > 0} (|x_{0,i}^\downarrow|) & \text{if } \exists i, |x_{0,i}^\downarrow| > 0 \\ +\infty & \text{otherwise} \end{cases}, \quad \delta_2 = \begin{cases} \min_{m \geq i > 1, |x_{0,i}^\downarrow| < |x_{0,i-1}^\downarrow|} (|x_{0,i-1}^\downarrow| - |x_{0,i}^\downarrow|) & \text{if } \exists i, i-1, |x_{0,i-1}^\downarrow| > |x_{0,i}^\downarrow| \\ +\infty & \text{otherwise} \end{cases}$$

Furthermore, define M as :

$$M = \begin{cases} 1, & \text{if } \delta_1 = +\infty \text{ and } \delta_2 = +\infty \\ \min\{\delta_1, \frac{\delta_2}{2}\} & \text{otherwise} \end{cases}$$

Define an open ball

$$\mathcal{B}(x_0, \delta) = \{x : 0 < \|x - x_0\| < \delta\}.$$

With the choice of $0 < \delta < M$, we have $\forall x \in \mathcal{B}(x_0, \delta), m \geq i > \kappa$:

$$\left| |x_i^\downarrow|^2 - |x_{0,i}^\downarrow|^2 \right| \leq (|x_{0,i}^\downarrow| + \delta)^2 - (|x_{0,i}^\downarrow|)^2 \leq (2|x_{0,i}^\downarrow| + \delta)\delta$$

Then we have $\forall x \in \mathcal{B}(x_0, \delta)$:

$$|f(x) - f(x_0)| \leq \sum_{i=\kappa+1}^m \left| |x_i^\downarrow|^2 - |x_{0,i}^\downarrow|^2 \right| \leq \delta \sum_{i=\kappa+1}^m (2|x_{0,i}^\downarrow| + \delta) \leq \delta(2\|x_0\|_1 + mM).$$

If $\epsilon > \delta(2\|x_0\|_1 + mM)$, we have $\delta < \frac{\epsilon}{2\|x_0\|_1 + mM}$. We then have $\forall \epsilon > 0$, with the choice⁵ $\delta = \frac{1}{2} \min\{M, \frac{\epsilon}{2\|x_0\|_1 + mM}\}$, we have

$$\forall x \in \mathcal{B}(x_0, \delta), |f(x) - f(x_0)| < \epsilon.$$

This immediately implies the continuity of $f(\cdot)$ at x_0 . □

⁴The choice δ_1 is to avoid the change of sign in the neighbor, whereas the choice of δ_2 is to avoid the change of the order with respect to absolute values.

⁵actually it works for all $\delta < \min\{M, \frac{\epsilon}{2\|x_0\|_1 + mM}\}$

Proof of Theorem 2

proof of 1): Since $\mathcal{L}(\cdot)$ is Lipschitz continuous, for every iteration $k + 1$, \exists a smallest number η_{k+1} , and $\gamma \geq \eta_{k+1} \geq 0$, such that $\forall C \geq \eta_{k+1}$:

$$\begin{aligned} \mathcal{L}(\boldsymbol{\theta}^{k+1}, \mathbf{G}^{k+1}, \mathbf{P}^{k+1}) \leq & \mathcal{L}(\boldsymbol{\theta}^k, \mathbf{G}^k, \mathbf{P}^k) + \langle \nabla_{\boldsymbol{\theta}} \mathcal{L}, \Delta(\boldsymbol{\theta}^k) \rangle + \langle \nabla_{\mathbf{G}} \mathcal{L}, \Delta(\mathbf{G}^k) \rangle + \langle \nabla_{\mathbf{P}} \mathcal{L}, \Delta(\mathbf{P}^k) \rangle \\ & + \frac{C}{2} \|\Delta(\boldsymbol{\theta}^k)\|_2^2 + \frac{C}{2} \|\Delta(\mathbf{G}^k)\|_F^2 + \frac{C}{2} \|\Delta(\mathbf{P}^k)\|_F^2 \end{aligned} \quad (21)$$

The line search strategy guarantees that $\eta_{k+1} < \rho_{k+1}$ (via the $<$ in the *if* condition of Algorithm 1).

For $k + 1$ -th iteration, the $\boldsymbol{\theta}$ subproblem:

$$\operatorname{argmin}_{\boldsymbol{\theta}} \frac{1}{2} \|\boldsymbol{\theta} - \tilde{\boldsymbol{\theta}}^k\|_2^2 + \frac{\lambda_1}{\rho_k} \|\boldsymbol{\theta}\|_2^2 \Leftrightarrow \operatorname{argmin}_{\boldsymbol{\theta}} \langle \nabla_{\boldsymbol{\theta}} \mathcal{L}, \boldsymbol{\theta} - \boldsymbol{\theta}^k \rangle + \frac{\rho_{k+1}}{2} \|\boldsymbol{\theta} - \boldsymbol{\theta}^k\|_2^2 + \lambda_1 \|\boldsymbol{\theta}\|_2^2 \quad (22)$$

is strongly convex. This implies that the solution $\boldsymbol{\theta}^{k+1}$ is the minimizer of this subproblem. In this sense, we have:

$$\langle \nabla_{\boldsymbol{\theta}} \mathcal{L}, \Delta(\boldsymbol{\theta}^k) \rangle + \frac{\rho_{k+1}}{2} \|\Delta(\boldsymbol{\theta}^k)\|_2^2 + \lambda_1 \|\boldsymbol{\theta}^{k+1}\|_2^2 \leq \lambda_1 \|\boldsymbol{\theta}^k\|_2^2 \quad (23)$$

Similarly, we have the \mathbf{P} subproblem is strongly-convex, and :

$$\langle \nabla_{\mathbf{P}} \mathcal{L}, \Delta(\mathbf{P}^k) \rangle + \frac{\rho_{k+1}}{2} \|\Delta(\mathbf{P}^k)\|_F^2 + \lambda_3 \|\mathbf{P}^{k+1}\|_{1,2} \leq \lambda_3 \|\mathbf{P}^k\|_{1,2} \quad (24)$$

In Proposition 2, we proved the optimality of the \mathbf{G} problem, thus we have, for the $k + 1$ -th iteration :

$$\langle \nabla_{\mathbf{G}} \mathcal{L}, \Delta(\mathbf{G}^k) \rangle + \frac{\rho_{k+1}}{2} \|\Delta(\mathbf{G}^k)\|_F^2 + \lambda_2 \sum_{i=\kappa+1}^{\min\{d,U\}} \sigma_i^2(\mathbf{G}^{k+1}) \leq \lambda_2 \sum_{i=\kappa+1}^{\min\{d,U\}} \sigma_i^2(\mathbf{G}^k) \quad (25)$$

Substituting $C = \eta_{k+1}$ into (21) and summing up (21), (23)-(25), we have:

$$\mathcal{F}(\boldsymbol{\theta}^{k+1}, \mathbf{G}^{k+1}, \mathbf{P}^{k+1}) \leq \mathcal{F}(\boldsymbol{\theta}^k, \mathbf{G}^k, \mathbf{P}^k) - \frac{\rho_{k+1} - \eta_{k+1}}{2} (\Delta(\boldsymbol{\theta}^k) + \Delta(\mathbf{G}^k) + \Delta(\mathbf{P}^k)) \quad (26)$$

Then by choosing $C_{k+1} = \frac{\rho_{k+1} - \eta_{k+1}}{2}$, we complete the proof for 1).

proof of 2): By adding up (26) for $k = 1, 2, \dots$, and the fact that $\mathcal{F}(\cdot, \cdot, \cdot) \geq 0$, we have

$$\sum_{k=1}^{\infty} \frac{\rho_k - \eta_k}{2} (\Delta(\boldsymbol{\theta}^k) + \Delta(\mathbf{G}^k) + \Delta(\mathbf{P}^k)) \leq \mathcal{F}(\boldsymbol{\theta}^0, \mathbf{G}^0, \mathbf{P}^0) \quad (27)$$

Then $\mathcal{F}(\boldsymbol{\theta}^0, \mathbf{G}^0, \mathbf{P}^0) < \infty$, immediately implies that :

$$\Delta(\boldsymbol{\theta}^k) \rightarrow 0, \Delta(\mathbf{G}^k) \rightarrow 0, \Delta(\mathbf{P}^k) \rightarrow 0 \quad (28)$$

This completes the proof of 2).

proof of 3) According to the decent property proved in 1), we have, for all $k \geq 1$: $\mathcal{F}(\boldsymbol{\theta}^k, \mathbf{G}^k, \mathbf{P}^k) \leq \mathcal{F}(\boldsymbol{\theta}^0, \mathbf{G}^0, \mathbf{P}^0)$. This immediate implies that $\forall k \geq 1$, $\|\boldsymbol{\theta}^k\|_2, \|\mathbf{P}^k\|_{1,2}$ is bounded, thus $\boldsymbol{\theta}^k$ and \mathbf{G}^k are bounded.

Next, we prove the boundedness of $\{\mathbf{G}^k\}_k$ by induction.

- For the basic case, we know \mathbf{G}^0 is bounded by assumption.
- If \mathbf{G}^k is bounded, note that $\mathbf{G}^{ref_{k+1}} = \mathbf{G}^k$. Together with the fact that $\boldsymbol{\theta}^k$ and \mathbf{P}^k are bounded, we have reached that $\tilde{\mathbf{G}}^{k+1}$ is bounded. By Solution in Eq.(6), we see that the only difference between \mathbf{G}^{k+1} and $\tilde{\mathbf{G}}^{k+1}$ is that \mathbf{G}^{k+1} shrinks the last $m - \kappa$ singular values of $\tilde{\mathbf{G}}^{k+1}$. Obviously we attain that \mathbf{G}^{k+1} is bounded.

Then we end the proof of the induction.

Proof of 4) Given a subsequence $\{\boldsymbol{\theta}^{k_j}, \mathbf{G}^{k_j}, \mathbf{P}^{k_j}\}_j$, for the $k_j + 1$ -th iteration, according to necessary condition of optimality of all three subproblems Eq.(2)-Eq.(4), we have :

$$0 = \nabla_{\boldsymbol{\theta}} \mathcal{L}(\boldsymbol{\theta}^{k_j}, \mathbf{G}^{k_j}, \mathbf{P}^{k_j}) + \rho_{k_j+1}(\boldsymbol{\theta}^{k_j+1} - \boldsymbol{\theta}^{k_j}) + \lambda_1 \nabla \mathcal{R}_1(\boldsymbol{\theta}^{k_j+1}) \quad (29)$$

$$0 \in \nabla_{\mathbf{G}} \mathcal{L}(\boldsymbol{\theta}^{k_j}, \mathbf{G}^{k_j}, \mathbf{P}^{k_j}) + \rho_{k_j+1}(\mathbf{G}^{k_j+1} - \mathbf{G}^{k_j}) + \lambda_2 \partial(\mathcal{R}_2(\mathbf{G}^{k_j+1})) \quad (30)$$

$$0 \in \nabla_{\mathbf{P}} \mathcal{L}(\boldsymbol{\theta}^{k_j}, \mathbf{G}^{k_j}, \mathbf{P}^{k_j}) + \rho_{k_j+1}(\mathbf{P}^{k_j+1} - \mathbf{P}^{k_j}) + \lambda_3 \partial(\mathcal{R}_3(\mathbf{P}^{k_j+1})) \quad (31)$$

We assume that this subsequence has a limit point $\boldsymbol{\theta}^*, \mathbf{G}^*, \mathbf{P}^*$, i.e., when $j \rightarrow \infty$, $\boldsymbol{\theta}^{k_j} \rightarrow \boldsymbol{\theta}^*$, $\mathbf{G}^{k_j} \rightarrow \mathbf{G}^*$, $\mathbf{P}^{k_j} \rightarrow \mathbf{P}^*$. Then according to the continuity of $\nabla \mathcal{L}$, the conclusion of 2), and the outer semi-continuity of the limiting sub-differential $\partial(\cdot)$, we have :

$$0 \in \nabla_{\boldsymbol{\theta}} \mathcal{L}(\boldsymbol{\theta}^*, \mathbf{G}^*, \mathbf{P}^*) + \lambda_1 \nabla(\mathcal{R}_1(\boldsymbol{\theta}^*)) \quad (32)$$

$$0 \in \nabla_{\mathbf{G}} \mathcal{L}(\boldsymbol{\theta}^*, \mathbf{G}^*, \mathbf{P}^*) + \lambda_2 \partial(\mathcal{R}_2(\mathbf{G}^*)) \quad (33)$$

$$0 \in \nabla_{\mathbf{P}} \mathcal{L}(\boldsymbol{\theta}^*, \mathbf{G}^*, \mathbf{P}^*) + \lambda_3 \partial(\mathcal{R}_3(\mathbf{P}^*)) \quad (34)$$

This implies that

$$\begin{aligned} 0 &\in \begin{pmatrix} \nabla_{\mathbf{G}} \mathcal{L}(\boldsymbol{\theta}^*, \mathbf{G}^*, \mathbf{P}^*) \\ \nabla_{\mathbf{P}} \mathcal{L}(\boldsymbol{\theta}^*, \mathbf{G}^*, \mathbf{P}^*) \\ \nabla_{\boldsymbol{\theta}} \mathcal{L}(\boldsymbol{\theta}^*, \mathbf{G}^*, \mathbf{P}^*) \end{pmatrix} + \{\lambda_1 \nabla(\mathcal{R}_1(\boldsymbol{\theta}^*))\} \otimes \lambda_2 \partial(\mathcal{R}_2(\mathbf{G}^*)) \otimes \lambda_3 \partial(\mathcal{R}_3(\mathbf{P}^*)) \\ &= \nabla \mathcal{L}(\boldsymbol{\theta}^*, \mathbf{G}^*, \mathbf{P}^*) + \partial(\lambda_1 \mathcal{R}_1(\boldsymbol{\theta}^*) + \lambda_2 \mathcal{R}_2(\mathbf{G}^*) + \lambda_3 \mathcal{R}_3(\mathbf{P}^*)) \\ &= \partial(\mathcal{F}(\boldsymbol{\theta}^*, \mathbf{G}^*, \mathbf{P}^*)) \end{aligned} \quad (35)$$

where \otimes denotes the Cartesian product for sets, the first equality is due to the sub-differential calculus for separable functions (Rockafellar and Wets 2009), and the second equality is due to the sum rule. Obviously the proof is complete, since the subsequence is arbitrarily chosen.

Proof of 5) According to (27), we have, for any $T \geq 1$:

$$\min_{1 \leq k < T} \left\{ \left(\frac{\rho_k - \eta_k}{2} \right) \right\} \sum_{k=0}^{T-1} \|\boldsymbol{\theta}^{k+1} - \boldsymbol{\theta}^k\|_2^2 \leq \sum_{k=0}^{T-1} \frac{\rho_k - \eta_k}{2} \|\boldsymbol{\theta}^{k+1} - \boldsymbol{\theta}^k\|_2^2 \leq \mathcal{F}(\boldsymbol{\theta}^0, \mathbf{G}^0, \mathbf{P}^0) \quad (36)$$

$$\min_{1 \leq k < T} \left\{ \left(\frac{\rho_k - \eta_k}{2} \right) \right\} \sum_{k=0}^{T-1} \|\mathbf{G}^{k+1} - \mathbf{G}^k\|_F^2 \leq \sum_{k=0}^{T-1} \frac{\rho_k - \eta_k}{2} \|\mathbf{G}^{k+1} - \mathbf{G}^k\|_F^2 \leq \mathcal{F}(\boldsymbol{\theta}^0, \mathbf{G}^0, \mathbf{P}^0) \quad (37)$$

$$\min_{1 \leq k < T} \left\{ \left(\frac{\rho_k - \eta_k}{2} \right) \right\} \sum_{k=0}^{T-1} \|\mathbf{P}^{k+1} - \mathbf{P}^k\|_F^2 \leq \sum_{k=0}^{T-1} \frac{\rho_k - \eta_k}{2} \|\mathbf{P}^{k+1} - \mathbf{P}^k\|_F^2 \leq \mathcal{F}(\boldsymbol{\theta}^0, \mathbf{G}^0, \mathbf{P}^0) \quad (38)$$

Above all, the proof is complete by choosing $C_T = \frac{\mathcal{F}(\boldsymbol{\theta}^0, \mathbf{G}^0, \mathbf{P}^0)}{\min_{1 \leq k \leq T} \left\{ \left(\frac{\rho_k - \eta_k}{2} \right) \right\}}$. □

Generalization Analysis

Notations For the loss function, we denote $\phi(x) = (1 - x)^2$, and $l(f, x_1, x_2) = (1 - (f(x_1) - f(x_2)))^2$. The proofs are based on two distinct samples \mathcal{S} and \mathcal{S}' , where $\mathcal{S}_{+,i}$ and $\mathcal{S}'_{+,i}$ are sampled from $\mathcal{D}_{+,i}$, $\mathcal{S}_{-,i}$ and $\mathcal{S}'_{-,i}$ are sampled from $\mathcal{D}_{-,i}$. The empirical loss on \mathcal{S} and \mathcal{S}' are denoted as $\mathcal{L}(\mathbf{W})$ and $\mathcal{L}'(\mathbf{W})$. For the i -th user, the empirical losses are denoted as

$$\mathcal{L}^{(i)}(\mathbf{W}^{(i)}) = \frac{1}{n_{+,i} n_{-,i}} \sum_{\mathbf{x}_p \in \mathcal{S}_{+,i}} \sum_{\mathbf{x}_q \in \mathcal{S}_{-,i}} l(f^{(i)}, \mathbf{x}_p, \mathbf{x}_q), \quad \mathcal{L}^{(i)'}(\mathbf{W}^{(i)}) = \frac{1}{n_{+,i} n_{-,i}} \sum_{\mathbf{x}_p \in \mathcal{S}'_{+,i}} \sum_{\mathbf{x}_q \in \mathcal{S}'_{-,i}} l(f^{(i)}, \mathbf{x}_p, \mathbf{x}_q),$$

respectively.

We adopt the generalized Rademacher averages proposed in (Usunier *et al.* 2005) and further generate it to deal with the multi-task case. For the i th user the generalized Rademacher average on a finite sample \mathcal{S} is given as :

$$\hat{\mathcal{E}}^{(i)} = 4 \mathbb{E}_{\sigma^{(i)}, \nu^{(i)}} \sup_{\Theta} \frac{1}{n_{+,i} n_{-,i}} \sum_{\mathbf{x}_p \in \mathcal{S}_{+,i}} \sum_{\mathbf{x}_q \in \mathcal{S}_{-,i}} \frac{\sigma_p^{(i)} + \nu_q^{(i)}}{2} l(f^{(i)}, \mathbf{x}_1, \mathbf{x}_2),$$

where $\sigma^{(i)} = [\sigma_1^{(i)} \dots \sigma_{n_{+,i}}^{(i)}]$, $\nu^{(i)} = [\nu_1^{(i)} \dots \nu_{n_{-,i}}^{(i)}]$ are two vectors of independent Rademacher random variables. Denote $\mathcal{S}_i = \{\mathcal{S}_{+,i}, \mathcal{S}_{-,i}\}$, $\mathcal{E}^{(i)}$ is the corresponding expectation over \mathcal{S}_i : $\mathcal{E}^{(i)} = \mathbb{E}_{\mathcal{S}_i \sim \mathcal{D}_{+,i} \otimes \mathcal{D}_{-,i}} \hat{\mathcal{E}}^{(i)}$. For all users, we denote $\hat{\mathcal{E}} = \sum_i \hat{\mathcal{E}}^{(i)}$ and $\mathcal{E} = \mathbb{E}_{\mathcal{S} \sim \mathcal{D}} \hat{\mathcal{E}} = \sum_i \mathcal{E}^{(i)}$.

Lemma 2 (McDiarmid). (McDiarmid 1989) Let X_1, \dots, X_m be independent random variables all taking values in the set \mathcal{X} . Let $f : \mathcal{X} \rightarrow \mathbb{R}$ be a function of X_1, \dots, X_m that satisfies:

$$\sup_{\mathbf{x}, \mathbf{x}'} |f(x_1, \dots, x_i, \dots, x_m) - f(x_1, \dots, x'_i, \dots, x_m)| \leq c_i,$$

with $\mathbf{x} \neq \mathbf{x}'$. Then for all $\epsilon > 0$,

$$\mathbb{P}[\mathbb{E}(f) - f \geq \epsilon] \leq \exp\left(\frac{-2\epsilon^2}{\sum_{i=1}^m c_i^2}\right)$$

Lemma 3. The following facts hold:

- a) For $i = 1, 2, \dots, U$, and for a function f with $\|f(x)\|_\infty \leq B$, we have for any $\mathbf{x}_1, \mathbf{x}'_1, \mathbf{x}_2, \mathbf{x}'_2$, the following two inequalities hold

$$|l(f, \mathbf{x}_1, \mathbf{x}_2) - l(f, \mathbf{x}_1, \mathbf{x}'_2)| \leq 2(2 + 2B)B \quad (39)$$

$$|l(f, \mathbf{x}_1, \mathbf{x}_2) - l(f, \mathbf{x}'_1, \mathbf{x}_2)| \leq 2(2 + 2B)B \quad (40)$$

- b) If $x \leq B$ always holds, then we have that ϕ is $2(1 + B)$ -Lipschitz continuous, i.e. :

$$|\phi(x) - \phi(x')| \leq 2(1 + B)|x - x'|, \quad \forall x \leq B, x' \leq B, x \neq x'.$$

Proof.

$$\begin{aligned} & |l(f, \mathbf{x}_1, \mathbf{x}_2) - l(f, \mathbf{x}_1, \mathbf{x}'_2)| \leq \\ & |(1 - (f(\mathbf{x}_1) - f(\mathbf{x}_2)))^2 - (1 - (f(\mathbf{x}_1) - f(\mathbf{x}'_2)))^2| \leq \\ & |2 - (f(\mathbf{x}_1) - f(\mathbf{x}_2) + f(\mathbf{x}_1) - f(\mathbf{x}'_2))||f(\mathbf{x}'_2) - f(\mathbf{x}_2)| \leq \\ & (2 + 2B)2B = 2(2 + 2B)B \end{aligned}$$

Eq.(40) could be proved directly following the same routine.

For b), we have:

$$|\phi(x) - \phi(x')| \leq |2 - (x + x')||x - x'| \leq 2(1 + B)|x - x'|$$

□

Lemma 4. Under the assumption of Theorem 1, with probability at least $1 - \delta$, for any \mathcal{S} sampled from \mathcal{D} , we have:

$$\sup_{\Theta} (\mathbb{E}_{\mathcal{S} \sim \mathcal{D}}(\mathcal{L}(\mathbf{W})) - \mathcal{L}(\mathbf{W})) \leq \mathcal{E} + 2\sqrt{2}(1 + \zeta)\zeta \sqrt{\frac{\ln(\frac{1}{\delta})}{\sum_{i=1}^U m_i \chi_i (1 - \chi_i)}}.$$

Proof. Denote $\mathcal{S} = \{S_{+,i}, S_{-,i}\}_{i=1}^U$ as a dataset for all users $i = 1, \dots, U$. For a given user i , the positive labeled dataset is denoted as $S_{+,i} = \{\mathbf{x}_l^{(+,i)}\}_{l=1}^{n_i}$, whereas the negative labeled dataset is denoted as $S_{-,i} = \{\mathbf{x}_k^{(-,i)}\}_{k=1}^{n_i}$. Let \mathcal{S}' be another dataset with only one instance different from \mathcal{S} . We denote the instance pair that lead to this different as \mathbf{x} and \mathbf{x}' , where $\mathbf{x} \in \mathcal{S}$ and $\mathbf{x}' \in \mathcal{S}'$. Furthermore, we denote the corresponding empirical risk for \mathcal{S} and \mathcal{S}' as $\mathcal{L}(\mathbf{W})$ and $\mathcal{L}'(\mathbf{W})$, respectively.

Given Θ defined in the main paper, and the assumption on the input instances, we have, for the i -th user and for any input \mathbf{x} with $\|\mathbf{x}\| \leq \Delta_\chi$:

$$|f^{(i)}(\mathbf{x})| = |\mathbf{x}^\top (\boldsymbol{\theta} + \mathbf{G}^{(i)} + \mathbf{P}^{(i)})| \leq \|\mathbf{x}\| \cdot \|\boldsymbol{\theta} + \mathbf{G}^{(i)} + \mathbf{P}^{(i)}\| \leq \Delta_\chi (\psi_1 + \sqrt{\psi_2 + \kappa \cdot \sigma_{max}^2} + \psi_3) \triangleq \zeta.$$

If $\mathbf{x} \in S_{+,i}$ and $\mathbf{x}' \in S'_{+,i}$, for all choices of such \mathcal{S} and \mathcal{S}' , we have :

$$\begin{aligned} |(\mathbb{E}_{\mathcal{D}}(\mathcal{L}(\mathbf{W})) - \mathcal{L}(\mathbf{W})) - (\mathbb{E}_{\mathcal{D}}(\mathcal{L}'(\mathbf{W})) - \mathcal{L}'(\mathbf{W}))| &= |\mathcal{L}(\mathbf{W}) - \mathcal{L}'(\mathbf{W})| \\ &\leq \frac{1}{n_{+,i} n_{-,i}} \sum_{\mathbf{x}_q \in S_{-,i}} |l(f^{(i)}, \mathbf{x}, \mathbf{x}_q) - l(f^{(i)}, \mathbf{x}', \mathbf{x}_q)| \\ &\leq \frac{4}{n_{+,i}} (1 + \zeta)\zeta, \end{aligned}$$

where the last inequality is from Lemma 3-(a). Since the choice of $(\boldsymbol{\theta}, \mathbf{G}, \mathbf{P})$ is arbitrary, we have :

$$\sup_{\mathbf{x}, \mathbf{x}'} |\sup_{\Theta} (\mathbb{E}_{\mathcal{D}}(\mathcal{L}(\mathbf{W})) - \mathcal{L}(\mathbf{W})) - \sup_{\Theta} (\mathbb{E}_{\mathcal{D}}(\mathcal{L}'(\mathbf{W})) - \mathcal{L}'(\mathbf{W}))| \leq \sup_{\mathbf{x}, \mathbf{x}', \Theta} |(\mathbb{E}_{\mathcal{D}}(\mathcal{L}(\mathbf{W})) - \mathcal{L}(\mathbf{W})) - (\mathbb{E}_{\mathcal{D}}(\mathcal{L}'(\mathbf{W})) - \mathcal{L}'(\mathbf{W}))| \leq \frac{4}{n_{+,i}} (1 + \zeta)\zeta$$

Similarly, if $x \in S_{-,i}$, $x' \in S'_{-,i}$ we have

$$\sup_{x,x'} \left| \sup_{\Theta} (\mathbb{E}_{\mathcal{D}}(\mathcal{L}(\mathbf{W})) - \mathcal{L}(\mathbf{W})) - \sup_{\Theta} (\mathbb{E}_{\mathcal{D}}(\mathcal{L}'(\mathbf{W})) - \mathcal{L}'(\mathbf{W})) \right| \leq \frac{4}{n_{-,i}} (1 + \zeta) \zeta$$

According to Lemma 2, We have, $\forall \epsilon > 0$

$$\begin{aligned} & \mathbb{P}_{\mathcal{D}} \left\{ \sup_{\Theta} (\mathbb{E}_{\mathcal{D}}(\mathcal{L}(\mathbf{W})) - \mathcal{L}(\mathbf{W})) - \mathbb{E}_{\mathcal{D}} \left[\sup_{\Theta} (\mathbb{E}_{\mathcal{D}}(\mathcal{L}(\mathbf{W})) - \mathcal{L}(\mathbf{W})) \right] \geq \epsilon \right\} \\ & \leq \exp \left\{ \frac{-2\epsilon^2}{16(1 + \zeta)^2 \zeta^2 \left(\sum_{i=1}^U \frac{n_{+,i}}{n_{+,i}^2} + \frac{n_{-,i}}{n_{-,i}^2} \right)} \right\} \\ & \leq \exp \left\{ \frac{-\epsilon^2 \sum_{i=1}^u \chi_i (1 - \chi_i) n_i}{8(1 + \zeta)^2 (\zeta)^2} \right\} \end{aligned}$$

Finally, by substituting $\exp \left\{ \frac{-\epsilon^2 \sum_{i=1}^u \chi_i (1 - \chi_i) n_i}{8(1 + \zeta)^2 (\zeta)^2} \right\}$ with δ , we have :

$$\sup_{\Theta} (\mathbb{E}_{\mathcal{D}}(\mathcal{L}(\mathbf{W})) - \mathcal{L}(\mathbf{W})) \leq \mathbb{E}_{\mathcal{D}} \left[\sup_{\Theta} (\mathbb{E}_{\mathcal{D}}(\mathcal{L}(\mathbf{W})) - \mathcal{L}(\mathbf{W})) \right] + 2\sqrt{2}(1 + \zeta) \zeta \sqrt{\frac{\ln(\frac{1}{\delta})}{\sum_{i=1}^U m_i \chi_i (1 - \chi_i)}},$$

with probability at least $1 - \delta$. Given two different samples $\mathcal{S}, \tilde{\mathcal{S}}$ drawn from \mathcal{D} , denote their empirical loss as $\mathcal{L}(\mathbf{W})$, and $\mathcal{L}'(\mathbf{W})$, respectively. Then, we have :

$$\begin{aligned} & \mathbb{E}_{\mathcal{D}} \left[\sup_{\Theta} (\mathbb{E}_{\mathcal{D}}(\mathcal{L}(\mathbf{W})) - \mathcal{L}(\mathbf{W})) \right] \\ & \stackrel{(1)}{\leq} \mathbb{E}_{\mathcal{S} \sim \mathcal{D}, \tilde{\mathcal{S}} \sim \mathcal{D}} \left[\sup_{\Theta} (\mathcal{L}'(\mathbf{W}) - \mathcal{L}(\mathbf{W})) \right] \\ & \leq \mathbb{E}_{\mathcal{S} \sim \mathcal{D}, \tilde{\mathcal{S}} \sim \mathcal{D}} \left[\sum_{i=1}^U \sup_{\Theta} (\mathcal{L}^{(i)'}(\mathbf{W}^{(i)}) - \mathcal{L}^{(i)}(\mathbf{W}^{(i)})) \right] \\ & = \sum_{i=1}^U \mathbb{E}_{\mathcal{S}_i \sim \mathcal{D}_i, \tilde{\mathcal{S}}_i \sim \mathcal{D}_i} \left[\sup_{\Theta} (\mathcal{L}^{(i)'}(\mathbf{W}^{(i)}) - \mathcal{L}^{(i)}(\mathbf{W}^{(i)})) \right] \\ & \stackrel{(2)}{\leq} \mathcal{E}, \end{aligned} \tag{41}$$

where (1) and (2) follows the proof of Theorem 1 in (Usunier *et al.* 2005). We then complete the proof. \square

Lemma 5. Under the assumption of Theorem 3, we have, $\forall \delta \in (0, 1)$:

$$\mathcal{E} \leq \hat{\mathcal{E}} + 8\sqrt{2}(1 + \zeta) \zeta \sqrt{\frac{\ln(\frac{1}{\delta})}{\sum_{i=1}^U m_i \chi_i (1 - \chi_i)}}$$

holds with probability at least $1 - \delta$.

The proof is similar as Lemma 4, which is omitted it here.

Lemma 6. Under the assumption of Theorem 3, we have:

$$\hat{\mathcal{E}} \leq \sum_{i=1}^U \frac{8\sqrt{2}C\Delta_{\chi}(1 + \zeta)}{\sqrt{(n_i \chi_i (1 - \chi_i))}},$$

where $C = (\psi_1 + \sqrt{\psi_2 + \kappa \cdot \sigma_{max}^2} + \psi_3)$.

Proof.

$$\begin{aligned}\hat{\mathcal{E}}^{(i)} &\leq \frac{4\sqrt{2}C(1+\zeta)\sqrt{(n_{+,i}+n_{-,i})}}{n_{+,i}n_{-,i}} \sqrt{\sum_{x_p \in \mathcal{S}_{+,i}} \sum_{x_q \in \mathcal{S}_{-,i}} \|\mathbf{x}_p - \mathbf{x}_q\|^2} \\ &\leq \frac{8\sqrt{2}C\Delta_\chi(1+\zeta)}{\sqrt{(n_i\chi_i(1-\chi_i))}},\end{aligned}\tag{42}$$

where the first inequality follows Lemma 5 of (Usunier *et al.* 2005), and Lemma 3 b) in our paper. Then according to the definition of $\hat{\mathcal{E}}$, we have:

$$\hat{\mathcal{E}} \leq \sum_{i=1}^U \frac{8\sqrt{2}C\Delta_\chi(1+\zeta)}{\sqrt{(n_i\chi_i(1-\chi_i))}}$$

□

Proof of Theorem 3 The proof follows Lemma 4-6, the union bound, and the fact that $\mathbb{E}_{\mathcal{D}}(\sum_i \ell_{AUC}^i(\mathbf{W}^{(i)})) \leq \mathbb{E}_{\mathcal{D}}(\mathcal{L}(\mathbf{W}))$. □