

Contrastive Bidirectional Transformer for Temporal Representation Learning

Chen Sun¹ Fabien Baradel^{1,2} Kevin Murphy¹ Cordelia Schmid¹

¹Google Research ²Univ. Lyon, INSA-Lyon, CNRS, LIRIS
 {chensun, fbaradel, kpmurphy, cordelias}@google.com

Abstract

This paper aims at learning representations for long sequences of continuous signals. Recently, the BERT model has demonstrated the effectiveness of stacked transformers for representing sequences of discrete signals (i.e. word tokens). Inspired by its success, we adopt the stacked transformer architecture, but generalize its training objective to maximize the mutual information between the masked signals, and the bidirectional context, via contrastive loss. This enables the model to handle continuous signals, such as visual features. We further consider the case when there are multiple sequences that are semantically aligned at the sequence-level but not at the element-level (e.g. video and ASR), where we propose to use a Transformer to estimate the mutual information between the two sequences, which is again maximized via contrastive loss. We demonstrate the effectiveness of the learned representations on modeling long video sequences for action anticipation and video captioning. The results show that our method, referred to by **Contrastive Bidirectional Transformer (CBT)**, outperforms various baselines significantly. Furthermore, we improve over the state of the art.

1 Introduction

Most of the recent efforts on learning deep representations for videos have been focusing on capturing the appearance and local motion pattern from short video clips [22, 13, 11], in an supervised [26, 5, 35] or self-supervised [15, 31] fashion. However, to understand longer videos, we need powerful temporal representations for both the semantics and the dynamics. The capacity of reasoning over long-temporal horizons is critical for many applications, such as video storytelling [41, 29] and action anticipation [32].

This paper aims at learning representations from long videos. We assume that this task can be decoupled into two sub-tasks: visual representation learning for short video segments, and temporal representation learning over a longer horizon. Here, we focus on the second sub-task. One key challenge of learning temporal representations is the lack of large-scale annotated long videos. In fact, it is not even always clear what should be annotated, as human behavior exhibits a natural hierarchy, ranging from atomic actions [7] to high-level goals. It is thus impossible to exhaustively label these actions at different temporal scales, and a “self-supervised” approach is needed for this task.

The success of Bidirectional Encoder Representations from Transformers (BERT) [6] indicates a promising direction towards this goal. BERT applies the Transformer architecture [28] to encode long sentences, and proposes to use the “masked language modeling” (MLM) training objective to predict the missing words given their bidirectional context. However, their training objective requires a classification loss on a pre-defined vocabulary. For continuous signals such as visual features extracted from videos, such quantization leads to a huge loss of information, making it challenging to apply it to tasks such as fine-grained action recognition.

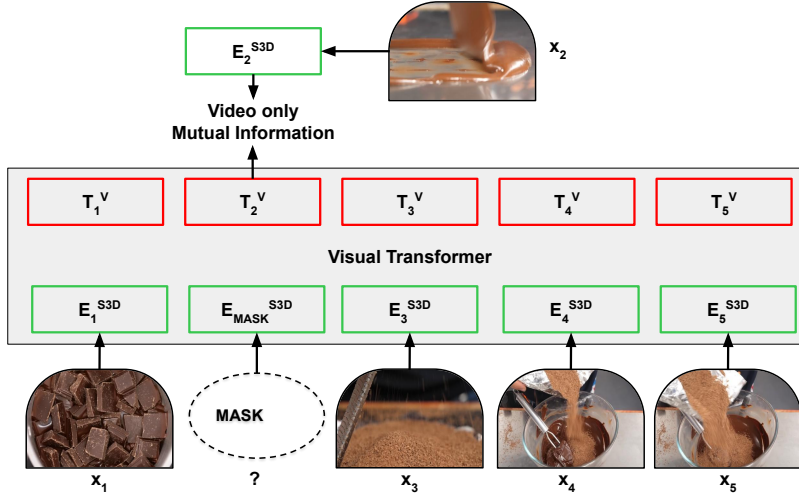


Figure 1: Illustration of the masked language modeling (MLM) objective for continuous visual inputs. We use noise contrastive estimation to maximize the mutual information between the encoded visual features of a video clip and its bidirectional context. S3D [35] refers to the 3D ConvNet we use to encode video segments.

Our first contribution is to extend the BERT training objective to handle continuous inputs. We view the MLM training objective of BERT as a special case of mutual information maximization, which has been shown as an effective approach for self-supervised representation learning from images and audio inputs [9, 16]. More specifically, BERT jointly learns an encoder to obtain continuous word embeddings, and a sequence model that encodes the neighboring context and predicts the latent embeddings of the masked words, by optimizing a contrastive loss between positive examples and negative examples. See Figure 1. When the vocabulary is finite as is the case for language modeling, the negative examples come from the fixed vocabulary. For continuous inputs such as visual features, one can sample the negative examples from a distribution, such as in the noise contrastive estimation [8].

We then propose the cross-modal mutual information maximization objective. This is motivated by the fact that there are other modalities, e.g., speech transcribed into ASR, that naturally co-occur with the visual information, and are roughly temporally aligned. We propose to use a light-weight single-layer Transformer as the mutual information estimator. The self-attention mechanism enables the model to estimate the mutual information between two sequences that are not exactly aligned, e.g., the word ordering of ASR could be different than semantic ordering of the corresponding video. See Figure 2 for an illustration.

We demonstrate the effectiveness of the proposed approach on video captioning and action anticipation tasks on three state-of-the-art datasets. Our pre-training set is composed of cooking videos from YouTube [24] obtained without any additional supervision. Experimental results confirm the effectiveness of the proposed approach on capturing both semantics and dynamics. We achieve state-of-the-art results on all three datasets.

In summary, our main contribution is a novel technique to apply the powerful BERT model to learn temporal representations from long sequences of continuous visual descriptors, and across visual and speech modalities. We refer to our approach by **Contrastive Bidirectional Transformer (CBT)**.

2 Related Work

Video representations. Initial deep video representations are based on a two-stream architecture which extracts frame-based features for appearance and flow [21]. More recently, 3D convolutions capture temporal information [27, 5, 35, 26]. However, these representations only describe short temporal intervals of a few seconds. Long-term relations can be described by RNNs [1, 25] or graph convolutional networks [36]. An alternative approach uses a long-term feature bank [34], which extracts information over the entire span of a video and selects relevant interactions by cross-

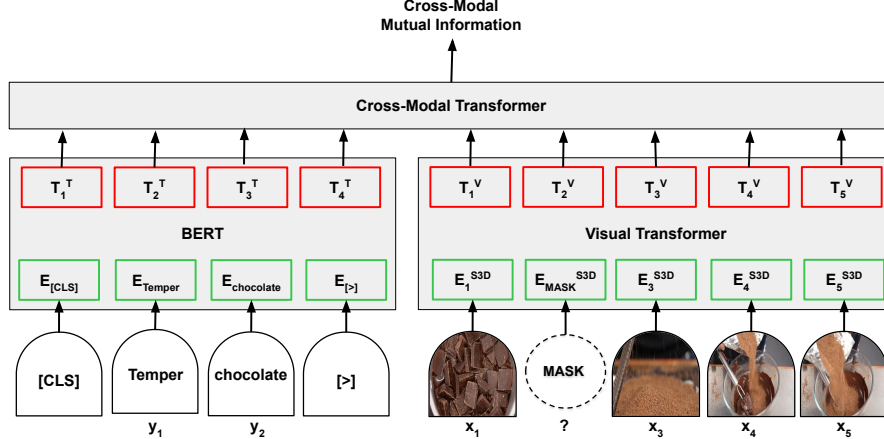


Figure 2: Our model learns to align text (ASR) and video signals by maximizing the mutual information between the two modalities. ASR is encoded by a pre-trained BERT model, while the visual transformer is trained from scratch. The two transformers do not share parameters and have different number of layers. This objective is used together with the MLM objective illustrated in Figure 1.

validation. Most of the existing approaches rely on training the relations on class specific datasets and do not leverage the large amount of unlabeled video data available online for pre-training as does our approach.

Self-supervised context modeling. Recently, there has been a lot of work on self-supervised context modeling for language representations [19, 20, 6]. In particular, the BERT model, which stands for Bidirectional Encoder Representations from Transformers [6], pre-trains deep bidirectional representations by jointly conditioning on both left and right context in all layers. The pre-trained BERT representations can be fine-tuned with just one additional output layer to create state-of-the-art models for a wide range of tasks, such as question answering and language inference. Our representation builds on this approach and adapts it to continuous video data by adding a contrastive loss, which avoids quantizing the visual descriptors into tokens [24].

Cross-modal learning. The multi-modality of video is a rich source of information for self-supervised learning of video representations. Since videos contain both visual and audio signals that are synchronized, the two modalities can supervise each other [3, 18, 17, 37]. Another common form of weak supervision is based on video and language, where language is either obtained by automatic speech recognition (ASR) or from additional textual description. Language can be leveraged by finding a joint embedding space for both visual and textual modalities or by learning an alignment between the two modalities [14, 2, 38].

Recently, VideoBERT [24] introduces a method to discover high-level semantic features jointly from video and language. It first applies vector quantization to the video features and then uses the BERT model to learn a bi-directional joint distribution over sequences of visual and linguistic tokens. Here, we improve over this approach by removing the vector quantization, which limits the discriminative power, and introduce an additional multi-modal alignment layer which is also trained with a contrastive loss.

Mutual information estimation and maximization. For representation learning, a signal encoder can be trained to maximize the mutual information (MI) between the input signal and its encoded outputs, or the encoded outputs of the signal and its context. For deep neural networks, MINE [4] proposes a method for efficient MI estimation when the encoder is high-dimensional, and has shown promising results for representation learning on images and audio [9, 16]. In particular, contrastive predictive coding (CPC) [16] uses noise contrastive estimation [8] to maximize the MI lower bound. Unlike CPC which relies on auto regressive models to encode context, we use BERT to encode bidirectional context within each sequence, and across different modalities.

3 Method

We first give an overview of the BERT model. We then show the connection between the BERT training objective and mutual information maximization and describe how to apply BERT to continuous inputs. We further show how to learn BERT representations across modalities. Finally, we present implementation details.

3.1 The BERT model

The BERT model [6, 33] takes a list of discrete tokens $\mathbf{v} = \{v_1, \dots, v_L\}$ as inputs. The value of $v_l = i$ belongs to a fixed vocabulary \mathcal{V} , and can be one-hot encoded as a feature vector. The model has two components: an input encoder $f_{\text{enc}}(v_l)$ which maps the token $v_l = i$ to a feature vector $x_i \in \mathbb{R}^D$; and a context-based predictor $g_{\text{pred}}(\mathbf{v}_{\setminus l})$, which outputs $\hat{x}_l \in \mathbb{R}^D$ as the prediction for x_i , given the context features x from v_l 's neighbors as inputs. The likelihood of $v_l = i$ given its bidirectional context $\mathbf{v}_{\setminus l}$ can be computed as:

$$p(v_l = i | \mathbf{v}_{\setminus l}) = \frac{\exp(x_i^T \hat{x}_l)}{\sum_{j \in \mathcal{V}} \exp(x_j^T \hat{x}_l)} \quad (1)$$

The input encoder $f_{\text{enc}}(\cdot)$ is an embedding lookup table, and the context-based predictor $g_{\text{pred}}(\cdot)$ is a multi-layer multi-headed transformer network [28] that takes $L \times D$ feature matrix as input and returns a matrix of the same size. To make prediction for v_l , the groundtruth feature at the l -th row of the input matrix is masked out, and the l -th row of the output matrix is used as \hat{x}_l .

The input encoder and the context-based predictor are jointly trained to approximately maximize the pseudo log-likelihood of the input sequences in a dataset \mathcal{D} :

$$\mathcal{L}_{\text{PLL}} = -E_{\mathbf{v} \sim \mathcal{D}} \sum_{l=1}^L \log p(v_l | \mathbf{v}_{\setminus l}) \quad (2)$$

In practice, the masked positions l are stochastically sampled, and more than one token in each \mathbf{v} could be masked. A single forward pass of $g_{\text{pred}}(\cdot)$ is used for all masked tokens to make the model computationally more efficient.

3.2 BERT with continuous inputs

The BERT model requires a fixed discrete vocabulary to compute $p(v_l | \mathbf{v}_{\setminus l})$. However, for images and videos, the inputs are continuous and the BERT model cannot be used directly. Instead, we use the softmax version of noise contrastive estimation (NCE) [10] and rewrite Equation 1 and 2 as

$$\text{NCE}(v_l; \mathbf{v}_{\setminus l}) = \frac{\exp(x_l^T \hat{x}_l)}{\exp(x_l^T \hat{x}_l) + \sum_{j \in \mathcal{V}_{\text{neg}}} \exp(x_j^T \hat{x}_l)} \quad (3)$$

and

$$\mathcal{L}_{\text{MLM}} = -E_{\mathbf{v} \sim \mathcal{D}, v_l \sim \mathbf{v}} \log \text{NCE}(v_l; \mathbf{v}_{\setminus l}) \quad (4)$$

where $v_l = x_l \in \mathbb{R}^D$ is a continuous feature vector, \mathcal{V}_{neg} is the set of feature vectors x sampled from the negative distribution. In practice we sample negative examples belonging to the same mini-batch.

We draw connection of the above training objective with several recent methods for self-supervised learning via mutual information maximization, such as contrastive predictive coding (CPC) [16] and Deep InfoMax (DIM) [9]. In CPC, the authors used a bilinear function $f_{\text{MI}}(x_t, c) = x_t^T g_t(c)$ as the model to estimation mutual information between the unobserved feature x_t and its context c , $\hat{x}_t = g_t(c)$ is an autoregressive model that predicts x_t given past context. CPC also optimizes the NCE objective which has the same form as Equation 3. They proved that optimizing the NCE loss is equivalent to maximizing a lower bound of the mutual information between x_t and c . From this perspective, we can treat the objective in Equation 4 as a means to maximize mutual information between the representation of a masked out token v_l and its bidirectional context. Unlike CPC which uses an autoregressive model to predict causally predict an seen token given its past context (following some ordering), BERT allows us to encode bidirectional context.

3.3 Cross-modal mutual information maximization

We explore another possible self-supervision to learn video representations. Motivated by the recent success of cross-modal learning between video and ASR (as given by automatic speech recognition systems) [24], we propose a training objective that aims to maximize the mutual information between video and ASR that are roughly aligned in time. The motivation is to encourage the learned video representation to capture high-level semantics, such that it could predict its ASR counterpart (more likely to be semantically aligned) over other ASR sentences.

More formally, we have two sequences $\mathbf{x} = \{x_1, \dots, x_{L_1}\}$ and $\mathbf{y} = \{y_1, \dots, y_{L_2}\}$ for video and ASR respectively. Instead of estimating MI at the token level $\sum_i \text{MI}(x_i, y_i)$ or $\sum_{i,j} \text{MI}(x_i, y_j)$, we use a one-layer transformer to estimate MI at the sequence level $\text{MI}(\mathbf{x}, \mathbf{y})$. The benefit of estimating MI at sequence-level is apparent: although \mathbf{x} and \mathbf{y} are semantically aligned at the sequence level, they are not necessarily aligned at token level. Moreover, there is noisy background in each modality which is not informative to the other modality. Specifically, we estimate $\text{MI}(\mathbf{x}, \mathbf{y})$ as

$$\text{MI}(\mathbf{x}, \mathbf{y}) = f_{\text{mlp}}(g_{\text{cross}}([g_{\text{visual}}(\mathbf{x}); g_{\text{bert}}(\mathbf{y})])[0, :]) \quad (5)$$

where the inputs \mathbf{x} and \mathbf{y} are first encoded by two bidirectional transformers $g_{\text{visual}}(\cdot)$ and $g_{\text{bert}}(\cdot)$, resulting in output features of size $L_1 \times D$ and $L_2 \times D$; they are concatenated and passed to the third transformer $g_{\text{cross}}(\cdot)$. We then apply an MLP on the first row of $g_{\text{cross}}(\cdot)$'s outputs to estimate the MI.

We optimize the following NCE training objective:

$$\text{NCE}(\mathbf{x}; \mathbf{y}) = \frac{\text{MI}(\mathbf{x}, \mathbf{y})}{\text{MI}(\mathbf{x}, \mathbf{y}) + \sum_{\mathbf{y}' \in \mathcal{Y}_{\text{neg}}} \text{MI}(\mathbf{x}, \mathbf{y}')} \quad (6)$$

$$\mathcal{L}_{\text{video} \rightarrow \text{ASR}} = -E_{\mathbf{x}, \mathbf{y} \sim \mathcal{D}} \log \text{NCE}(\mathbf{x}; \mathbf{y}) \quad (7)$$

where the negative \mathbf{y} 's can be sampled across other video, ASR pairs in the same mini-batch.

3.4 Overall model

Our overall model has three components, one transformer (BERT) that takes discrete ASR tokens, one transformer that takes continuous video features, and a third transformer to estimate mutual information. We jointly train the model by optimizing:

$$\mathcal{L}_{\text{CBT}} = w_v \cdot \mathcal{L}_{\text{MLM}}(\mathbf{x}) + w_t \cdot \mathcal{L}_{\text{BERT}}(\mathbf{y}) + w_{vt} \cdot \mathcal{L}_{\text{video} \rightarrow \text{ASR}}(\mathbf{x}; \mathbf{y}) \quad (8)$$

where \mathbf{x} is video sequence and \mathbf{y} is ASR. In practice we use the pre-trained BERT model for ASR, and set $w_t = 0$. We set w_v to 1 and w_{vt} to 0 or 1.

When applying to downstream video recognition tasks, only the video transformer model is needed, and the other two can be ignored. Unlike VideoBERT [24], which couples the representation learning of text and video tokens, our decoupled model can use a lighter-weight transformer for videos. We observed that a 2-layer video transformer yields good empirical performance in Section 4.

4 Experiments

In this section we conduct experiments to study the impact of using our model CBT on the tasks of action anticipation and video captioning. In section 4.1 we describe how we train the CBT model and learn long-term temporal relations in a self-supervised manner. We then demonstrate their impact for action anticipation in Section 4.2 and for video captioning in Section 4.3.

4.1 Self-supervised training of our model

We train the proposed CBT model to learn the visual transformer and the cross-modal transformer on the Cooking312k dataset [24]. This dataset contains 312k instructional cooking videos publicly available on Youtube. All videos are shorter than 15 minutes and the total duration of the dataset is 23,186 hours, roughly 966 days. The audio signal of each video is converted into text by running ASR and adding punctuation with an off-the-shelf LSTM-based language model. We use the standard preprocessing steps from BERT [6] by using WordPieces tokenization and the same vocabulary with

30,000 tokens. For ASR, we take the BERT-base architecture [6] and initialized from the pre-trained checkpoint provided by the authors. It has 12 layers of transformers, each with 768 hidden units and 12 heads. For both the video and cross-modal transformers, we set the number of heads to 12, total hidden units per layer to 768. We fix the number of layers to 1 for the cross-modal transformer and explore 2 and 4 layers for the video transformer.

For each video we resize its height and width to 224 and sample frames at 20 fps for extracting features with a pre-trained CNN on 30 consecutive frames (1.5 seconds). We use the S3D network [35] pre-trained on the Kinetics dataset [5] and use the feature vector before the classification layer resulting in a vector of size 1024. We follow the same strategy for extracting visual features on the downstream tasks action anticipation and video captioning. In this work we learn our video representation from these features and do not train or fine-tune the parameters of the S3D network.

For training our CBT model on Cooking312K we use 4 Cloud TPUs and a total batch size of 128. We train the models for 1 million iterations. We use the Adam optimizer with an initial learning rate of $1e-4$ and a linear decay learning rate schedule. The training takes around 1 day.

4.2 Action anticipation

In this section we evaluate CBT with pre-training for a long-term temporal relation model for action anticipation.

Experimental setup. For action prediction we use the experimental setup described in [1]. The model gets as input a video segment up to 1 second before the action starts and predicts the category of the next action. We use the Breakfast and 50Salads datasets and report the accuracy of action prediction.

The Breakfast dataset [12] is composed of 1712 videos of 52 different actors making breakfast. There are 48 fine-grained action classes, such as “pour milk”, “take plate” and “cut fruits”. Annotations are at the level of action units defined by start and end time. The average duration of the videos is 2.3 minutes and there are on average 5.8 action instances per video. We follow the standard four-fold cross validation split [12, 1] which results in an average of 5,810 training and 1,936 test examples.

The 50Salads dataset [23] contains 50 videos with 17 fine-grained action classes required for making a salad, such as “add oil”, “cut cucumber” and “mix ingredients”. Annotations are also defined at the level of action units by start and end time. Videos have on average a length of 6.4 minutes and contain on average 20 action instances. Following [23, 1], we use the five-fold cross-validation resulting in an average of 722 training and 180 test examples. Due to the small number of training examples, this dataset is very challenging and can benefit significantly from pre-training.

Our approach. Given a set of video features extracted with S3D, we feed the sequence to the visual encoder. We use a fixed sequence size of 72 seconds (corresponding to 48 S3D features) and use zero-padding for shorter sequences. We represent a sequence with the last output token, where each token is of dimension 768. For predicting the future action we train a linear classifier and fine-tune the pre-trained visual transformer, but don’t fine-tune the S3D features. We train our model for 5K iterations using a batch size of 64 with the Adam optimizer and an initial learning rate of $1e-3$. We report the top-1 accuracy on the test sets.

Window (sec.)	AvgPool	LSTM	CBT	Method	Breakfast	50Salads
1.5	30.2	-	-	Vondrick <i>et al.</i> [30]	8.1	6.2
15	36.8	29.7	38.3	Farha <i>et al.</i> [1] - RNN	30.1	30.1
30	34.3	33.9	39.0	VideoBERT [24]	9.1	5.5
45	32.2	35.3	39.9			
72	26.7	35.6	41.6	CBT	28.4	41.6

Table 1: Action anticipation accuracy. (Left) Comparison with the average pooling and LSTM baselines on 50Salads. We vary the observation window lengths. (Right) Comparison to the state of the art on Breakfast and 50 Saldads. Our approach uses an observation window of 72 seconds.

Comparison to baselines and the state of the art. We compare CBT with two baselines: average pooling (AvgPool) and LSTM. The AvgPool baseline averages S3D features up to one second before the prediction starts and learns a linear classifier for action prediction. The LSTM baseline takes the




Figure 3: Illustration of the quantization used by VideoBERT. Example frames and the ground truth action anticipation labels from the 50Salads dataset. For each row the two left frames belong to the same cluster but have different labels. On the right we show the corresponding cluster centroids.

same sequence of S3D features but recurrently updates its hidden states over time. We adjust the hidden unit size of LSTM to make its number of parameters comparable to CBT. In Table 1 (left) we compare our approach CBT to AvgPool and LSTM for different time intervals. We can observe that our approach obtains the best performance for a long temporal interval of 72 seconds, whereas the performance of average pooling decreases for long intervals. Although LSTM also benefits from longer temporal interval, we find it prone to overfitting. Our approach significantly outperforms both baselines. Table 1 (right) compares to the state of the art. Our approach outperforms a fully-supervised method on 50Salads [1] by a large margin (+11.5 points). The gain can be explained by the relatively small number of training examples in 50Salads. For the Breakfast dataset where we have more training examples the fully-supervised approach [1] performs on par with our method.

We also compare to two self-supervised approaches Vondrick et al. [30] and VideoBERT [24]. Our approach outperforms both by a very large margin. The difference with VideoBERT, which also relies on a BERT model, can be explained by the fact that it quantizes the visual features into tokens and, hence, loses discriminative power, see Figure 3. This figure shows that frames with different action prediction labels are assigned to the same cluster, which makes it impossible to distinguish them.

Evaluation of the parameters. We investigate the impact of the different training strategies in Table 2. Without surprise removing the fine-tuning of the visual transformer decreases the performance by a couple of percent. A similar decrease in performance can be observed by removing the cross-modal information. This clearly demonstrates that the language information helps in learning more high-level temporal features. Removing the pre-training of the visual transformer results in a significant loss in performance and demonstrates the importance of our self-supervised pre-training. Increasing the number of layers from 2 to 4 in the visual transformer architecture decreases the performance. We think that this is due to over-fitting if the number of parameters is too large.

# layers	Cross-modal	Pre-trained	Fine-tuned	Breakfast	50Salads
2	✓	✓	✓	28.4	41.6
2	✓	✓	-	25.2	36.0
2	-	✓	✓	25.3	39.2
2	-	-	✓	20.3	35.5
4	✓	✓	✓	25.2	41.1

Table 2: Ablation experiments on the action anticipation task. We report top-1 accuracy. The observation window is 72 seconds. Cross-modal: use both modalities by setting $w_{vt} = 1$. Pre-trained: use pre-training by setting $w_v = 1$. Fine-tuned: fine-tune the model on target datasets.

Method	BLEU-3	BLEU-4	METEOR	ROUGE-L	CIDEr
Zhou <i>et al.</i> [40]	-	1.42	11.20	-	-
S3D [35]	6.12	3.24	10.00	26.05	0.35
VideoBERT [24]	6.80	4.07	10.99	27.51	0.50
Ours	7.57 (± 0.07)	4.31 (± 0.04)	11.91 (± 0.04)	29.47 (± 0.16)	0.53 (± 0.01)

Table 3: Video captioning results on the YouCook2 dataset. Higher numbers are better.

4.3 Video captioning

We also evaluate our approach for video captioning.

Experimental setup. The YouCook2 dataset [39] contains 2000 Youtube videos of an average length of 5.26 minutes for a total of 176 hours. The annotations consist of segmentation boundaries and captions with on average 7.7 segments per video and 8.8 words per caption. There is no overlap between the videos from the pre-training dataset Cooking312K and YouCook2. We follow the experimental setup from [40], where the ground truth video segmentations from YouCook2 are used to train a supervised model mapping video segments to captions. We report different metrics for comparing captions such as BLEU and METEOR.

Our approach. We use the ground truth video segmentations from YouCook2 for training a supervised model mapping video segments to captions. We use a transformer decoder with 2 layers and a hidden layer of size 128. The transformer takes as input the output of CBT given a video segment. During training we set the dropout probability to 0.4. We train our model for 10K iterations using batch size of 128 with the Adam optimizer and an initial learning rate of $1e-4$. We report results on the validation set.

Comparison to a baseline and the state of the art. We use the average-pooled S3D [35] features as a baseline. We also compare to the VideoBERT model [24] and to Zhou et al. [40]. Table 3 shows results where we report different metrics to make sure we are consistent over them. CBT outperforms the S3D baseline. Furthermore, our approach outperforms the approach of Zhou et al. [40] and VideoBERT [24] on all reported metrics. It clearly shows that CBT is able to extract more fine-grained features compared to VideoBERT which means that removing the quantization of video features is important for obtaining a fine-grained video representation. We can also observe that the difference between CBT and VideoBERT is smaller for YouCook2 than for Breakfast and 50Salads. A possible explanation is a smaller domain gap, as YouCook2 consists of YouTube cooking videos as does the Cooking312k dataset used for pre-training.

Evaluation of the parameters. We investigate the impact of different pre-training strategies on the video captioning task. Results are reported in Table 4. We can observe that increasing the number of layers from 2 to 4 in the visual transformer architecture does not lead to a significant performance gain. Removing the cross-modal loss has a real impact on the learned video representation. Pre-training also improves the performance over fine-tuning only.

# layers	Cross-modal	Pre-trained	METEOR	ROUGE-L	CIDEr
2	✓	✓	11.96	29.64	0.53
2	-	✓	11.45	28.88	0.48
2	-	-	11.65	27.04	0.43
4	✓	✓	11.75	29.41	0.47

Table 4: Ablation experiments on the YouCook2 dataset. Cross-modal: use both modalities by setting $w_{vt} = 1$. Pre-trained: use pre-training by setting $w_v = 1$. The model is in all cases fine-tuned.

5 Conclusion

This paper has introduced a contrastive bidirectional transformer (CBT), a variant of the BERT model, which can take continuous features as input. We generalize the training objective to maximize the mutual information between the masked continuous signals via contrastive loss. We can then derive an adequate representation for modalities without discrete tokens such as video. Experimental results show that we can learn a long-term temporal representations for videos. Future work could improve the model further by updating the feature extractor during training. This is possible as our method is end-to-end differentiable, but would require an efficient training procedure.

References

- [1] Y. Abu Farha, A. Richard, and J. Gall. When will you do what? - anticipating temporal occurrences of activities. In *CVPR*, 2018.
- [2] J.-B. Alayrac, P. Bojanowski, N. Agrawal, J. Sivic, I. Laptev, and S. Lacoste-Julien. Unsupervised learning from narrated instruction videos. In *CVPR*, 2016.
- [3] Y. Aytar, C. Vondrick, and A. Torralba. Soundnet: Learning sound representations from unlabeled video. In *NeurIPS*, 2016.
- [4] M. I. Belghazi, A. Baratin, S. Rajeswar, S. Ozair, Y. Bengio, A. Courville, and R. D. Hjelm. Mine: mutual information neural estimation. *arXiv preprint arXiv:1801.04062*, 2018.
- [5] J. Carreira and A. Zisserman. Quo vadis, action recognition? A new model and the Kinetics dataset. In *CVPR*, 2017.
- [6] J. Devlin, M.-W. Chang, K. Lee, and K. Toutanova. BERT: Pre-training of deep bidirectional transformers for language understanding. *arXiv preprint arXiv:1810.04805*, 2018.
- [7] C. Gu, C. Sun, D. A. Ross, C. Vondrick, C. Pantofaru, Y. Li, S. Vijayanarasimhan, G. Toderici, S. Ricco, R. Sukthankar, et al. AVA: A video dataset of spatio-temporally localized atomic visual actions. In *CVPR*, 2018.
- [8] M. Gutmann and A. Hyvärinen. Noise-contrastive estimation: A new estimation principle for unnormalized statistical models. In *AISTATS*, 2010.
- [9] R. D. Hjelm, A. Fedorov, S. Lavoie-Marchildon, K. Grewal, A. Trischler, and Y. Bengio. Learning deep representations by mutual information estimation and maximization. In *ICLR*, 2019.
- [10] R. Jozefowicz, O. Vinyals, M. Schuster, N. Shazeer, and Y. Wu. Exploring the limits of language modeling. *arXiv preprint arXiv:1602.02410*, 2016.
- [11] W. Kay, J. Carreira, K. Simonyan, B. Zhang, C. Hillier, S. Vijayanarasimhan, F. Viola, T. Green, T. Back, P. Natsev, et al. The kinetics human action video dataset. *arXiv preprint arXiv:1705.06950*, 2017.
- [12] H. Kuehne, A. Arslan, and T. Serre. The language of actions: Recovering the syntax and semantics of goal-directed human activities. In *CVPR*, 2014.
- [13] H. Kuehne, H. Jhuang, E. Garrote, T. Poggio, and T. Serre. HMDB: A large video database for human motion recognition. In *ICCV*, 2011.
- [14] A. Miech, I. Laptev, and J. Sivic. Learning a text-video embedding from incomplete and heterogeneous data. *arXiv preprint arXiv:1804.02516*, 2018.
- [15] I. Misra, C. L. Zitnick, and M. Hebert. Shuffle and learn: unsupervised learning using temporal order verification. In *ECCV*, 2016.
- [16] A. v. d. Oord, Y. Li, and O. Vinyals. Representation learning with contrastive predictive coding. In *NeurIPS*, 2018.
- [17] A. Owens, P. Isola, J. McDermott, A. Torralba, E. H. Adelson, and W. T. Freeman. Visually indicated sounds. In *CVPR*, 2016.
- [18] A. Owens, J. Wu, J. H. McDermott, W. T. Freeman, and A. Torralba. Ambient sound provides supervision for visual learning. In *ECCV*, 2016.
- [19] M. E. Peters, M. Neumann, M. Iyyer, M. Gardner, C. Clark, K. Lee, and L. Zettlemoyer. Deep contextualized word representations. In *NAACL*, 2018.
- [20] A. Radford, J. Wu, R. Child, D. Luan, D. Amodei, and I. Sutskever. Language models are unsupervised multitask learners. 2019.
- [21] K. Simonyan and A. Zisserman. Two-stream convolutional networks for action recognition in videos. In *NeurIPS*, 2014.
- [22] K. Soomro, A. Zamir, and M. Shah. UCF101: A dataset of 101 human actions classes from videos in the wild. Technical Report CRCV-TR-12-01, 2012.

- [23] S. Stein and S. J. McKenna. Combining embedded accelerometers with computer vision for recognizing food preparation activities. In *UbiComp*, 2013.
- [24] C. Sun, A. Myers, C. Vondrick, K. Murphy, and C. Schmid. VideoBERT: A joint model for video and language representation learning. *arXiv preprint arXiv:1904.01766*, 2019.
- [25] C. Sun, A. Shrivastava, C. Vondrick, R. Sukthankar, K. Murphy, and C. Schmid. Relational action forecasting. In *CVPR*, 2019.
- [26] D. Tran, L. D. Bourdev, R. Fergus, L. Torresani, and M. Paluri. C3d: generic features for video analysis. *arXiv preprint arXiv:1412.0767*, 2014.
- [27] G. Varol, I. Laptev, and C. Schmid. Long-term temporal convolutions for action recognition. *TPAMI*, 2018.
- [28] A. Vaswani, N. Shazeer, N. Parmar, J. Uszkoreit, L. Jones, A. N. Gomez, L. Kaiser, and I. Polosukhin. Attention is all you need. In *NeurIPS*, 2017.
- [29] P. Vicol, M. Tapaswi, L. Castrejon, and S. Fidler. Moviegraphs: Towards understanding human-centric situations from videos. In *CVPR*, 2018.
- [30] C. Vondrick, H. Pirsiavash, and A. Torralba. Anticipating visual representations from unlabeled video. In *CVPR*, 2016.
- [31] C. Vondrick, H. Pirsiavash, and A. Torralba. Generating videos with scene dynamics. In *NeurIPS*, 2016.
- [32] J. Walker, A. Gupta, and M. Hebert. Patch to the future: Unsupervised visual prediction. In *CVPR*, 2014.
- [33] A. Wang and K. Cho. BERT has a mouth, and it must speak: BERT as a markov random field language model. *arXiv preprint arXiv:1902.04094*, 2019.
- [34] C. Wu, C. Feichtenhofer, H. Fan, K. He, P. Krähenbühl, and R. B. Girshick. Long-term feature banks for detailed video understanding. In *CVPR*, 2019.
- [35] S. Xie, C. Sun, J. Huang, Z. Tu, and K. Murphy. Rethinking spatiotemporal feature learning for video understanding. In *ECCV*, 2018.
- [36] Y. Zhang, P. Tokmakov, C. Schmid, and M. Hebert. A structured model for action detection. In *CVPR*, 2019.
- [37] H. Zhao, C. Gan, A. Rouditchenko, C. Vondrick, J. McDermott, and A. Torralba. The sound of pixels. In *ECCV*, 2018.
- [38] L. Zhou, N. Louis, and J. J. Corso. Weakly-supervised video object grounding from text by loss weighting and object interaction. In *BMVC*, 2018.
- [39] L. Zhou, C. Xu, and J. J. Corso. Towards automatic learning of procedures from web instructional videos. In *AAAI*, 2018.
- [40] L. Zhou, Y. Zhou, J. J. Corso, R. Socher, and C. Xiong. End-to-end dense video captioning with masked transformer. In *CVPR*, 2018.
- [41] Y. Zhu, R. Kiros, R. S. Zemel, R. Salakhutdinov, R. Urtasun, A. Torralba, and S. Fidler. Aligning books and movies: Towards story-like visual explanations by watching movies and reading books. In *ICCV*, 2015.