

Memory Augmented Neural Network Adaptive Controller for Strict Feedback Nonlinear Systems

Deepan Muthirayan^a, Pramod P. Khargonekar^b

^a*Electrical Engineering and Computer Sciences, University of California, Irvine, CA 92697*

^b*Electrical Engineering and Computer Sciences, University of California, Irvine, CA 92697*

Abstract

In this paper, we investigate the adaptive nonlinear control problem for strict feedback nonlinear systems, where the functions that determine the dynamics of the system are unknown. We assume that certain upper bounds for the functions g_i s of the system are known. The objective is to design an adaptive controller that can adapt to changes, possibly abrupt, in the unknown functions. We propose a novel backstepping memory augmented neural network (MANN) adaptive control method for solving this problem. The key idea is to augment the controller, in the standard backstepping NN adaptive controllers, with external working memory modules. The controller can write information to its working memory, which in this design is the hidden layer output of the NN, and later retrieve this information to modify its output, thus providing it with the capability to leverage past learned information effectively and improve its speed of learning. We propose a specific design for this external memory interface. We prove that the proposed control design achieves bounded stability for the closed loop system. We provide numerical evidence on some simulation examples to show that the proposed memory augmentation quite significantly improves the speed of learning and also provide evidence for how memory augmentation improves the speed of learning.

Key words: working memory, neural networks, adaptive backstepping control

1 Introduction

Human cognition according to Neisser, Cognitive Psychology, 1967, can be defined as “all processes by which the sensory input is transformed, reduced, elaborated, stored, recovered, and used”. It includes perception, memory, attention, reasoning, problem solving, and knowledge representation. Machine learning systems have been significantly enhanced in terms of the range of tasks they can learn to perform and the effectiveness of their learning by incorporation of cognitive elements such as memory and attention [11, 29, 34]. This naturally leads to the question whether such elements can be incorporated in learning control systems to improve their learning capability. In this paper, we take the first step towards addressing this question by considering adaptive control systems and an external working memory,

a specific cognitive capacity.

Adaptive control theory provides tools and techniques for the synthesis of controllers that can adapt to changes in the parameters in the system dynamics. The challenge is to design an adaptive controller such that the closed loop system is stable and matches the desired performance even as system parameters evolve. Both deterministic and stochastic adaptive control approaches have been widely studied over the last five decades and a great deal of progress in adaptive control has been made that has been documented in the scholarly literature. For the deterministic formulations, the reader is referred to the standard text books [1, 2, 16, 18, 19, 26] and references therein.

In this work, we focus on neural network (NN) based direct adaptive nonlinear control. The literature on NN based adaptive nonlinear control is extensive. The reader is referred to some of the standard text books [20, 22, 24] and [4–8, 12–14, 17, 21, 23, 27, 28, 30, 31, 33, 35] for further reading. Our main idea is a *novel architectural modification wherein the NNs are augmented with an external memory module*. This idea arose from scientific discoveries in neuroscience and cognitive science. More specifically, we are inspired by the growing knowledge regard-

* This paper was not presented at any IFAC meeting. Corresponding author Deepan Muthirayan.

**Supported in part by the National Science Foundation under Grant Number ECCS-1839429.

Email addresses: dmuthira@uci.edu (Deepan Muthirayan), pramod.khargonekar@uci.edu (Pramod P. Khargonekar).

ing the role of memory systems in human learning. For example, the paper [10] by Gershman et al. shows how complementing memory systems aid human learning.

In this paper, we focus on control of a certain class of nonlinear systems, namely strict feedback nonlinear systems. There is a rich history of adaptive control for this class of nonlinear systems. Kanellakopoulos, Kokotovic and Morse [15] pioneered a recursive design procedure known as the adaptive backstepping controller. They showed that the resulting closed loop system is globally stable and achieves asymptotic tracking. Kanellakopoulos et al. [15] extended the backstepping idea to a much broader class of nonlinear systems called pure-feedback systems, and showed the closed loop system to be regionally stable. Krstic, Kanellakopoulos and Kokotovic [16] extended the adaptive backstepping technique to parametric strict-feedback systems. Neural network based adaptive backstepping method was proposed for a class of nonlinear systems Polycarpou [32]. The authors showed that the closed-loop system is semi-global stable. This was extended to the general strict-feedback system case by Ge, Wang & Lee [9].

In a very recent paper [25], we introduced a memory augmented neural network adaptive controller for model reference adaptive control (MRAC) and robot arm trajectory tracking controller. The major theme we addressed in our earlier work is whether learning can be improved by augmenting neuro-adaptive controllers with cognitive elements such as a working memory? In the design proposed in [25], an external working memory is augmented to the NN. The controller can read or write to the memory, very similar to the working memory systems in the human brain. The information that is read from the memory is used to modify the output of the NN, thus serving as a complementing memory system to the NN. In [25] we proposed a specific design for the working memory and showed that just by leveraging the information in the memory the learner of the controller was able to respond to abrupt changes quickly. What we demonstrated is how a ‘general principle of learning’ can be leveraged for improving learning in a specific class of control problems.

In this work, we extend the memory augmented NN idea to the backstepping NN adaptive control design. Our salient contributions in this paper are (i) *design of memory augmented NN adaptive backstepping controller for strict feedback systems* (ii) *proof of bounded stability and bounded tracking*, (iii) *simulation based evidence to the support the idea that the proposed memory architecture and algorithm induces superior learning* and (iv) *simulation based evidence for the mechanism of learning*.

In section 2 we introduce the problem setup and the goal for controller design. In Section 3 we discuss the control architecture and in Sub-section 3.2 we discuss the memory interface design for the working memory proposed in this paper. In section 4, we introduce the backstepping memory augmented NN (MANN) adaptive control al-

gorithm, which is based on the Lyapunov stability analysis method proposed in [35] and provide stability results. Finally in section 5 we provide simulation results and a detailed discussion substantiating the improved performance obtained by memory augmentation.

2 Problem Preliminaries

In this section we briefly discuss the problem setup and the main objective of this paper.

2.1 Problem Setup

Denote the state by x and each component of the state by x_i . The plant model is a nonlinear strict feedback system given by equations,

$$\begin{aligned}\dot{x}_1 &= f_1(x_1) + g_1(x_1)x_2 \\ \dot{x}_2 &= f_2(x_1, x_2) + g_2(x_1, x_2)x_3 \\ &\vdots \\ \dot{x}_n &= f_n(x_1, \dots, x_n) + g_n(x_1, \dots, x_n)u, \quad y = x_1, \quad (1)\end{aligned}$$

where $f_i(x_1, \dots, x_i)$ and $g_i(x_1, \dots, x_i)$ are unknown functions. We make the assumption that certain upper bounds of the unknown function g_i s are known and that the system state is observable. This assumption is specified in detail below.

Assumption 1 (i) \exists strictly positive functions $\mathbf{g}_i(\cdot)$ such that,

$$\mathbf{g}_i(\cdot) \geq |g_i(\cdot)| > g_{i,0} > 0 \quad (2)$$

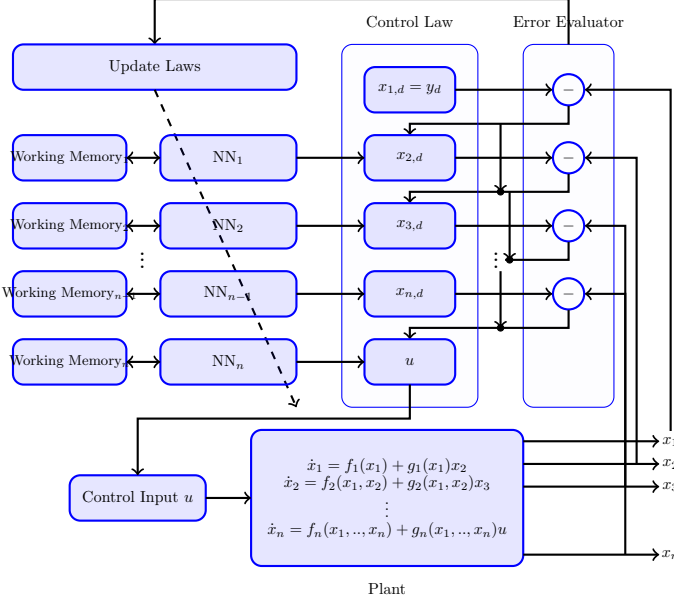
where $g_{i,0}$ is a constant and that $\mathbf{g}_i(\cdot)$ are known functions.

(ii) The system state is observable

2.2 Objective and Motivation

The control objective is the same as that of the standard neuro-adaptive controller: the system output $y = x_1$ should track the command signal y_d in the presence of uncertainties in the system dynamics. The difference is that in our case the unknown function can also undergo abrupt changes. The adaptive laws designed for a standard neuro-adaptive controller work well for scenarios where the changes to the unknown function are gradual. The question then is what if the changes are abrupt. In such cases memory of past scenarios can be leveraged to accelerate learning. The challenge is to design an algorithm for this purpose and demonstrate that learning can be improved over a regular NN adaptive controller.

In this work, we provide a specific design for an external working memory that augments a NN adaptive controller and show that just by leveraging the information in the memory the learner of the controller is able to respond to abrupt changes much quicker than a regular NN controller. We note that the improvement in learning is just a result of how information from previous learning is leveraged, which is something a regular NN



(a) Backstepping MANN Adaptive Control Architecture

adaptive law has less capability of. We also note that this demonstrates the value of architectural innovations inspired from human cognition.

3 Control Architecture

In this section, we introduce the control architecture for the proposed MANN controller and the design of the interface for the working memory.

3.1 Control Architecture

The architecture proposed in Fig. 1a is an extension of the standard backstepping NN adaptive control architecture [17]. The standard backstepping controller is the controller in Fig. 1a without the working memory. Here, each NN approximator in the feedback loop is augmented with a memory similar to the MANN controller that was proposed in our earlier work [25]. The controller can read or write to each of the working memory. The information that is read from each working memory is used to modify the output of the respective NNs. The modified output is fed to the auxiliary control inputs $x_{i,d}$ or the control input u as the case maybe. The state of the system is fed to the error evaluator block which computes the error between states x_i s and the corresponding auxiliary control inputs $x_{i,d}$ s, as shown in Fig. 1a. The output of the error evaluator are the error signals e_i s. These error signals are inputs to the control law which computes the auxiliary control signals $x_{i,d}$ s and the final control input u . The error evaluator's outputs are also fed to the 'update law' block which updates the parameters of the NNs. This completes the higher level description of the architecture.

3.2 Memory Interface

Denote the memory state corresponding to the i th working memory by matrix μ_i , the output of Memory Read of the i th working memory by $M_{i,r}$, the modified NN output of the i th NN by $u_{i,ad}$. Denote the input to the i th NN by \tilde{x}_i ; which shall be defined later. The size of the memory matrix μ_i is denoted by $n_s \times N$, where n_s is the number of memory vectors in the memory. Denote the j -th column vector of matrix μ_i by $\mu_{i,j}$. Below, we briefly discuss the three interface operations, i.e., Memory Write, Memory Read and the NN output for the proposed memory interface.

3.3 Memory Write:

In this design, the Memory Write equation for the i th working memory is given by,

$$\begin{aligned} \dot{\mu}_{i,j} &= -z_{i,j}\mu_{i,j} + c_w z_{i,j} a_i + z_{i,j} \hat{W}_i e_i \\ z &= \text{softmax}(\mu^T q_i) \end{aligned} \quad (3)$$

Where a_i is the write vector corresponding to interface i , q_i is the query vector for the interface i (to be defined later) and z_i is the vector of weights that determines the relevance of the write vector a_i to the memory vector $\mu_{i,j}$. The write vector a_i for this interface is specified by,

$$a_i = \sigma_i(V_i^T \tilde{x}_i + \hat{b}_{i,v}) \quad (4)$$

That is, the write vector is set to be the current hidden layer value of the NN. In the above equation, c_w is a design constant. We choose this constant to be 3/4.

The *first term* is the forget term which erases the contents of the working memory at the rate determined by the factor $z_{i,j}$, the j th element of vector z_i . The *second term* updates the contents of the working memory i using the write vector a_i . The write vector a_i corresponds to the new information that can be used to update the contents of the memory. The *third term* arises from Lyapunov stability considerations.

Discussion: The weight $z_{i,j}$ s are determined by a measure of similarity of the write vector (follows from (6)) and the memory vectors $\mu_{i,j}$ s, which in this design is computed as defined in (3). It follows that the memory vector $\mu_{i,j}$ that is most similar to the write vector a_i is considered eligible for the update. This ensures that the update by the newer hidden layer value, which is the write vector, is consistent with the information already stored at a location $\mu_{i,j}$. Note that both the forgetting and updating occurs at the rate $z_{i,j}$.

We note that the design proposed here provides a *general framework for designing Memory Write operation*. Just that for a different design the write vector has to be defined accordingly. The principle followed for the choosing the write vector is that the type of the information

stored in the working memory should match the usage of it. In this design, we choose the write vector to be the hidden layer output because of how the memory contents are used: they are used to modify the hidden layer output of the NN, as described below in Section 3.5.

3.4 Memory Read:

The Memory Read for the i th interface is given by,

$$\text{Memory Read: } M_{i,r} = \mu_i z_i, \quad z_i = \text{softmax}(\mu_i^T q_i) \quad (5)$$

where z_i is the same vector of weights that determines the similarity of the memory vectors in μ_i to the query q_i . Thus, the Memory Read output weighs those memory vectors that are similar to the query the highest in its output. Once again, we note the design proposed here provides a *general framework for designing the Memory Read operation*. In this design, the query vector is specified to be the hidden layer output of NN i , i.e.,

$$q_i = \sigma_i(V_i^T \tilde{x}_i + \hat{b}_{i,v}) \quad (6)$$

Discussion: It follows from what is written in memory i (3) and the choice for the query, q_i , that the Memory Read operation (5) retrieves values stored in the memory that are similar to the query q_i . This can be taken to be a *general working principle for designing Memory Read operations*. The specific application will then determine the choice of the query vector.

Here, the goal is to design controllers that can respond to *moderate* abrupt changes quickly. If the abrupt changes are moderate then the learned NNs before the abrupt change, that is an approximation of the unknown functions f_i s before the abrupt change, are also closer to a good approximation after the abrupt change. Hence, the current hidden layer output can be used to retrieve relevant values for aiding the learning just after the abrupt change because it will be closer to a good approximation and so the retrieved values will be closer to a good approximation. Thus, for this design, the query is set to be the current hidden layer output. Next, we discuss how the modification using these retrieved values can improve the speed of learning.

3.5 NN Output:

The learning system (NN) *modifies its output* using the information M_r retrieved from the memory. For this memory interface, the NN output is modified by adding the output of the Memory Read to the output of the hidden layer as given below.

$$\text{NN Output: } u_{ad} = -\hat{W}^T \left(\sigma(\hat{V}^T \tilde{x} + \hat{b}_v) + M_r \right) - \hat{b}_w \quad (7)$$

We note that this modification determined the specification of the write vector for this design. The modification draws information from an external source, which

in this case is the working memory, and so can influence the learning of the NN after an abrupt change. We postulate that the modification as proposed in this paper improves the speed of learning by an *induced learning* mechanism. The induced learning mechanism is a mechanism by which the modification of the NN output by relevant values retrieved from the working memory induces the learner to find a good approximation in quick time. This is plausible because, as described earlier the Memory Read is designed so as to retrieve values that are relevant. For a detailed discussion on the induced learning mechanism we refer the reader to [25]. In the discussion section we provide empirical evidence that the learning is in fact accelerated through the induced learning mechanism.

4 Backstepping MANN Adaptive Control Algorithm and Stability

In this section, we discuss the derivation of the backstepping MANN control algorithm and provide proof for bounded stability of the closed loop system. First, we discuss the design of the backstepping algorithm for the first order system followed by the design of the algorithm for the more general n th order system.

4.1 Backstepping Control Algorithm for First Order System

In this section, we derive the backstepping MANN control algorithm for the following first order system,

$$\dot{x}_1 = f_1(x_1) + g_1(x_1)u_1 \quad (8)$$

Define $e = x_1 - y_d$ and $\beta_1(x_1) = \mathbf{g}_1(x_1)/g_1(x_1)$. Consider the function,

$$L_{e_1} = \int_0^{e_1} \alpha \beta_1(\alpha + y_d) d\alpha \quad (9)$$

We can rewrite L_{e_1} as,

$$L_{e_1} = e_1^2 \int_0^1 \theta \beta_1(\theta e_1 + y_{cmd}) d\theta \quad (10)$$

Consider the following control input u ,

$$u_1 = u_1^* = \frac{1}{\mathbf{g}_1(x_1)} (-K_1 e_1 - h_1(\tilde{x}_1))$$

where $h_1(\tilde{x}_1) = \beta_1(x_1) f_1(x_1) - \dot{y}_d \int_0^1 \beta_1(\theta e_1 + y_d) d\theta$

$$\tilde{x}_1 = [x_1, y_d, \dot{y}_d] \quad (11)$$

We can show that the closed loop system with the control input as defined in (11) asymptotically tracks the command signal. We state this as the following lemma.

Lemma 1 *The closed loop system specified by the plant model (8) and the control input u_1^* is globally asymptotically stable.*

We refer the reader to the appendix for the proof. In the definition of control input u_1 , as in (11), we assumed knowledge of the function $h_1(\tilde{x}_1)$, which is actually an unknown in our setting. Hence, we consider the approximation to u_1^* as the control input instead, and is given by,

$$u_1 = \frac{1}{\mathbf{g}_1(x_1)} \left(-K_1 e_1 - \hat{h}_1(\tilde{x}_1) \right) \quad (12)$$

where \hat{h}_1 is the NN approximation of h_1 . For the MANN controller, where the NN output is modified according to (7), the approximation \hat{h}_1 is given by,

$$\hat{h}_1 = \hat{W}_1^T \left(\sigma \left(\hat{V}^T \tilde{x}_1 + \hat{b}_v \right) + M_{1,r} \right) + \hat{b}_w \quad (13)$$

Consider \hat{W} and \hat{V} to be shorthand notation for the weight matrices that includes \hat{b}_w and \hat{b}_v^T in their final rows respectively. Let, $x_{1,e} = \begin{bmatrix} \tilde{x}_1 \\ 1 \end{bmatrix}$ and

$$\hat{\sigma} = \begin{bmatrix} \sigma \left(\hat{V}^T x_{1,e} \right) \\ 1 \end{bmatrix}. \text{ Then, using this shorthand nota-}$$

tion we can write \hat{h}_1 as, $\hat{h}_1 = \hat{W}_1^T \hat{\sigma}$. For this modified control law (12), the control gain K_1 is no more a simple constant and is set as,

$$K_1 = K \left(1 + \int_0^1 \theta g_1(\theta e_1 + y_d) d\theta \right) + K \left(\|x_{1,e} \hat{W}_1^T \hat{\sigma}'\|_F^2 + \|\hat{\sigma}' \hat{V}_1^T x_{1,e}\|_2^2 \right) + k_z \|\hat{W}_1\|_F \|\mu_1\|_F$$

We note the difference between the gain defined above and the gain defined in [35]. The former includes an additional term: $k_z \|\hat{W}_1\|_F \|\mu_1\|_F$. The update laws for the NN parameters are set equal to the standard two-layer NN update laws used in the neural network adaptive control literature [35], [21].

$$\begin{aligned} \dot{\hat{W}} &= C_w \left(\hat{\sigma} - \hat{\sigma}' \hat{V}_1^T x_{1,e} \right) e_1 - \kappa C_w \hat{W}_1 \\ \dot{\hat{V}} &= C_v x_{1,e} e_1 \hat{W}_1^T \hat{\sigma}' - \kappa C_v \hat{V}_1 \end{aligned} \quad (14)$$

We would like to emphasize that this is not an obvious choice for the NN update laws. The proof for stability reveals why this choice still works even with the inclusion of an external memory. Later, through simulations we show how the inclusion of an external memory significantly improves the learning performance when the system uncertainty undergoes abrupt changes. Below, we establish that the closed loop system specified by the

plant, the control law and the NN update laws specified above is uniformly ultimately bounded. The proof follows from proof of Theorem 2.

Theorem 1 *Assume that the memory contents are initialized within a compact set. Suppose that the command signal y_d and its derivative \dot{y}_d are bounded. Then, there exists a sufficiently large K such that the closed loop system specified by the plant model (8), the control input (11), the NN update laws (14), the memory interface operations (3), (5) and (7) is uniformly ultimately bounded.*

4.2 Backstepping Control Algorithm for n th Order System

In this section, we discuss the Backstepping MANN controller for the n th order system (1). For notational convenience, we define $\mathbf{x}_i = [x_1, x_2, \dots, x_i]$. Note that the control input u can no more be used to directly control the state variable x_1 to track the command signal y_d . The state variable x_1 can only be indirectly controlled through the state variable x_2 . To this end, we define an auxiliary control signal, $x_{2,d}$, that the variable x_2 has to track. The auxiliary control signal, $x_{2,d}$, is defined as,

$$\begin{aligned} x_{2,d} &= \frac{1}{\mathbf{g}_1(x_1)} \left(-K_1 e_1 - \hat{h}_1(\tilde{x}_1) \right) \\ \hat{h}_1(\tilde{x}_1) &= \hat{W}_1^T \left(\hat{\sigma}_1 + \begin{bmatrix} M_{1,r} \\ 1 \end{bmatrix} \right), \quad \tilde{x}_1 = [x_1, y_d, \dot{y}_d]^T \\ K_1 &= K \left(1 + \int_0^1 \theta g_1(\theta e_1 + y_d) d\theta \right) + k_z \|\hat{W}_1\|_F \|\mu_1\|_F \\ &+ K \left(\|x_{1,e} \hat{W}_1^T \hat{\sigma}'\|_F^2 + \|\hat{\sigma}' \hat{V}_1^T x_{1,e}\|_2^2 \right) \end{aligned} \quad (15)$$

We reiterate that the novelty in our design is the modification of the NN output by the output of the Memory Read $M_{1,r}$ corresponding to the working memory of NN₁. As described earlier, x_2 should follow the signal $x_{2,d}$ in order to control x_1 as desired. As was the case with x_1 , x_2 can only be controlled through the state variable x_3 and not directly through an external control input. To this end, we define an auxiliary control input, $x_{3,d}$, that x_3 has to track. This auxiliary control input $x_{3,d}$ is given by,

$$\begin{aligned} x_{3,d} &= \frac{1}{\mathbf{g}_2(\mathbf{x}_2)} \left(-K_2 e_2 - \mathbf{g}_1 e_1 - \hat{h}_2(\tilde{x}_2) \right) \\ K_2 &= K \left(1 + \int_0^1 \theta \mathbf{g}_2(x_1, \theta e_2 + x_{2,d}) d\theta \right) \\ &+ K \left(\|x_{2,e} \hat{W}_2^T \hat{\sigma}'\|_F^2 + \|\hat{\sigma}' \hat{V}_2^T x_{2,e}\|_2^2 \right) + k_z \|\hat{W}_2\|_F \|\mu_2\|_F, \\ \hat{h}_2(\tilde{x}_2) &= \hat{W}_2^T \left(\hat{\sigma}_2 + \begin{bmatrix} M_{2,r} \\ 1 \end{bmatrix} \right), \quad \tilde{x}_2 = [\mathbf{x}_2, y_d, \dot{y}_d, \ddot{y}_d, \hat{Z}_1]^T, \end{aligned}$$

and \hat{Z}_1 is the vector of weights of NN₁. As before, here too, the NN output is modified by the output of the Memory Read $M_{2,r}$ corresponding to the working memory of NN₂. We want x_3 to track $x_{3,d}$ and to do so we define another auxiliary control input $x_{4,d}$. This process repeats till the n th step where the final control input u is specified. The auxiliary control $x_{k+1,d}$, where $k+1 \leq n$, is given by,

$$\begin{aligned} x_{k+1,d} &= \frac{1}{\mathbf{g}_k(\mathbf{x}_k)} \left(-K_k e_k - \mathbf{g}_{k-1} e_{k-1} - \hat{h}_k(\tilde{x}_k) \right) \\ K_k &= K \left(1 + \int_0^1 \theta \mathbf{g}_k(\mathbf{x}_{k-1}, \theta e_k + x_{k,d}) d\theta \right) \\ &+ k_z \|\hat{W}_k\|_F \|\mu_k\|_F + K \left(\|x_{k,e} \hat{W}_k^T \hat{\sigma}'\|_F^2 + \|\hat{\sigma}' \hat{V}_k^T x_{k,e}\|_2^2 \right), \end{aligned} \quad (16)$$

$$\text{where, } \hat{h}_k(\tilde{x}_k) = \hat{W}_k^T \left(\hat{\sigma}_k + \begin{bmatrix} M_{k,r} \\ 1 \end{bmatrix} \right),$$

$$\text{and } \tilde{x}_k = [\mathbf{x}_k, y_d, \dot{y}_d, \dots, y_d^k, \hat{Z}_1, \dots, \hat{Z}_{k-1}]^T.$$

The function $h_k(\tilde{x}_k)$ that \hat{h}_k approximates is given by,

$$\begin{aligned} h_k &= \beta_k f_k(\mathbf{x}_k) + e_k \dot{\mathbf{x}}_{k-1} \int_0^1 \theta \frac{\partial \beta_k(\mathbf{x}_{k-1}, \theta e_k + x_{k,d})}{\partial x_{k-1}} d\theta \\ &- \dot{x}_{k,d} \int_0^1 \beta_k(\mathbf{x}_{k-1}, \theta e_k + x_{k,d}) d\theta \end{aligned} \quad (17)$$

The definition of h_k follows from the design of the backstepping controller. Later, we shall see in the proof for stability of the closed loop system how this is a natural choice for the definition of the function h_k .

Finally, the variable x_n is directly controlled using the plant's control input u to track $x_{n,d}$. The control input u is defined as,

$$u = \frac{1}{\mathbf{g}_n(\mathbf{x}_n)} \left(-K_n e_n - \mathbf{g}_{n-1} e_{n-1} - \hat{h}_n(\tilde{x}_n) \right) \quad (18)$$

This completes the definition of the control law. The update law for the weights of each NN is set equal to the same update law discussed for the first order system earlier,

$$\begin{aligned} \dot{W}_i &= C_w \left(\hat{\sigma}_i - \hat{\sigma}'_i \hat{V}_i^T x_{i,e} \right) e_i - \kappa C_w \hat{W}_i \\ \dot{V}_i &= C_v x_{i,e} e_i \hat{W}_i^T \hat{\sigma}'_i - \kappa C_v \hat{V}_i \end{aligned} \quad (19)$$

Below, we establish the stability of the closed loop system with the control law and NN update laws as defined above.

Theorem 2 *Assume that the memory contents are initialized within a compact set. Consider the plant model*

given by (1). Let the control law be given by equations (15), (16) and (18), the NN update laws by (19), and the memory interface operations by (3), (5) and (7). Suppose that Assumption (1) is satisfied, the command signal and its derivatives up to order n are bounded, $k_z = K$ and $\kappa = 1/\sqrt{K}$, then there exists (a sufficiently large) K such that the resulting closed loop system is uniformly ultimately bounded.

We refer the reader to the appendix for the proof.

5 Discussion and Simulation Results

In this section, we provide a detailed illustration and a discussion on the performance of the MANN controller and provide evidence for the mechanism that accelerates learning by considering examples of strict feedback systems. The controller parameter values used for both NN and MANN controller were set to be identical in all the simulation examples discussed below. What we observe in the simulations is that the MANN controller significantly improves the recovery time of the closed loop system, while the peak deviations remain below the deviation observed for the controller without memory. We attribute this to the ability of the MANN controller to quickly learn the new unknown function after an abrupt change leveraging the information in the working memory. We provide empirical evidence for substantiating this claim.

5.1 Illustration using a Second Order System

In this example, we consider the 2nd order system specified by, $f_1(x_1) = 0.1(-1/2x_1 + x_1^2)$ and $f_2(x_2) = 0.1(-0.5x_2 + x_2^2)$, $g_1(x_1) = 1 + 0.1x_1^2$, $g_2(x_2) = 1 + 0.1x_2^2$. For this example we assume that the known upper bound of the function g_i s, $\mathbf{g}_i = g_i$. The number of hidden layer neurons and the number of memory vectors are set as 6 and 1 respectively. The control gain is set as $K = 20$. The learning rates of the NN update laws are set as $C_w = C_v = 10$, $\kappa = 0$, $k_z = 0$. It was necessary to set $k_z = 0$ to ensure that the control gains K_k are identical for both the MANN controller and the regular NN controller so that the true effect or the influence of working memory can be brought out.

We consider couple of scenarios to illustrate the performance and to provide the comparison between MANN controller and the regular NN controller. In scenario 1, the command signal $y_d = 0.1$ and the system undergoes the following sequence of abrupt changes,

$$\begin{aligned} f_i &\rightarrow 20f_i \text{ at } t = 5, \quad f_i \rightarrow 2f_i \text{ at } t = 10 \\ f_i &\rightarrow 1/40f_i \text{ at } t = 20 \end{aligned} \quad (20)$$

The simulation results for this scenario are shown in Fig. 2. The top two plots show the response for the MANN controller for the parameters outlined earlier (call it regular) and the bottom two plots show the response for the MANN controller with $c_w = 0$. In Table 1 we provide the

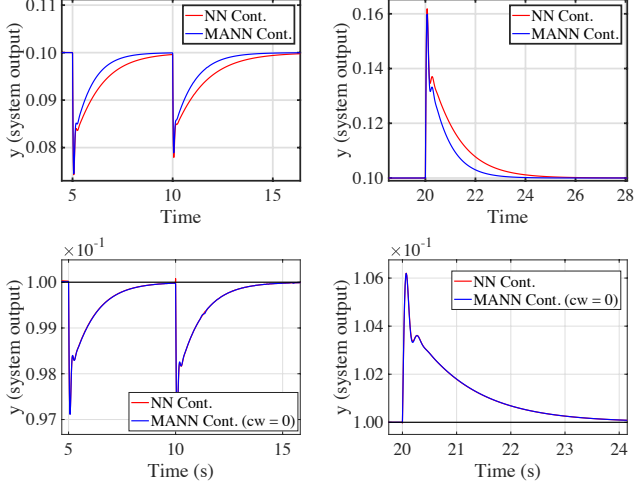


Fig. 2. System response y for example 1 and scenario 1. Top left: system response around first and second abrupt changes, top right: system response at the final abrupt change, bottom left: system response around the first two abrupt changes when $c_w = 0$, bottom right: system response around the last abrupt changes when $c_w = 0$

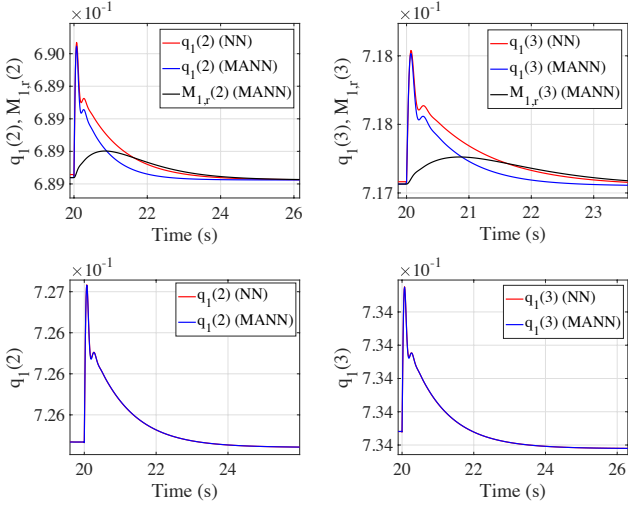


Fig. 3. Plots for example 1 and scenario 1 at third abrupt change. Top left: plot of $q_1(2)$ and $1/c_w M_{1,r}(2)$, top right: plot of $q_1(3)$ and $1/c_w M_{1,r}(3)$, bottom left: plot of $q_1(2)$ when $c_w = 0$, bottom right: plot of $q_1(3)$ when $c_w = 0$

recovery time for the error to settle within 0.1% error. It is clear that the MANN controller reduces the recovery time by a significant margin. In addition, the plots reveal that the peak deviations do not overshoot the peak deviations corresponding to the controller without memory.

A.1. Evidence that Improvement in Learning is Induced by the Working Memory

Setting $c_w = 0$ is equivalent to not updating the working memory with new information (refer (3)). From the plots, it is clear that the system with the regular MANN controller in the feedback loop recovers faster after every

abrupt change, while the system with the MANN controller with $c_w = 0$ (MANN-w) in the feedback loop does not recover any faster than the regular NN controller without the memory. Noting that the control gains and the learning rates are identical this clearly suggests that learning is improved as a result of augmenting the NN output by the working memory's output whose contents are continuously updated. Below we provide evidence for the mechanism of learning.

A.2. Evidence for the Mechanism of Learning

In Fig. 3 the plots for the NN hidden layer values for the second and third elements, $q_1(2)$, $q_1(3)$, and the corresponding element values of the memory vector scaled by $1/c_w$, i.e. $1/c_w M_{1,r}(2)$ and $1/c_w M_{1,r}(3)$ around the third abrupt change are shown. The plots suggest a plausible explanation for how the response for the MANN controller converges faster. *First*, we observe that the values stored in the memory vector prior to the change, as indicated by the Memory Read output, are approximately equal to the values (scaled by the factor c_w) that the NNs converge to after the change. *Second*, we observe that the hidden layer values of the NN for the MANN controller converges faster to these values when compared to the NN values for the NN controller which does not have an external memory. *Thirdly*, the bottom two plots, which are the plots for $q_1(2)$ and $q_1(3)$ when $c_w = 0$, clearly indicate that when the memory is not continuously updated, the hidden layer values do not converge any faster than that of the NN controller. The observations are clearly suggesting that *when the NN output is modified by the information in working memory that is continuously updated, the learner of the controller is able to leverage this information through the modified NN output to converge to the final NN values in quick time.*

Table 1
Time to settle within 0.1% error

Example 1 (Scenario 1)	2nd change	3rd change
NN cont. (I)	3.5	3.67
MANN Cont. (II)	2.28	2.43
Reduction (from (I))	35 %	34%

We consider a second scenario, where the abrupt changes are additive in nature. Here the function f_i undergoes the following sequence of abrupt changes:

$$\begin{aligned}
 f_i &\rightarrow f_i + 0.001 \text{ at } t = 0, \\
 f_i &\rightarrow f_i + 0.05 - 0.001 \text{ at } t = 5, \\
 f_i &\rightarrow f_i + 0.1 - 0.05 \text{ at } t = 10, \\
 f_i &\rightarrow f_i + 0.001 - 0.1 \text{ at } t = 20
 \end{aligned} \tag{21}$$

The response of the closed loop system for this scenario and the two controllers are shown in Fig. 4. From the response plots, it follows that the conclusions drawn in the previous scenario apply here as well. Table 2 lists the

values for the time to settle within 0.1% error for both the controllers. It is evident that the MANN controller improves the time to settle by a significant margin for this scenario as well.

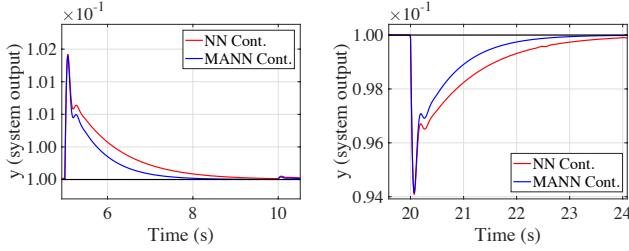


Fig. 4. System response y for example 1 and scenario 2. Left: system response around the first two abrupt changes, right: system response around the last abrupt change

Table 2
Time to settle within 0.1% error

Example 1 (Scenario 3)	1st change	3rd change
NN cont. (I)	2.43	3.97
MANN Cont. (II)	1.6	2.63
Reduction (from (I))	34%	34%

We also consider a third scenario:

$$\begin{aligned} f_1 &\rightarrow 200f_1 \text{ at } t = 5, \quad f_1 \rightarrow 2f_1 \text{ at } t = 10 \\ f_1 &\rightarrow 1/400f_1 \text{ at } t = 20 \end{aligned} \quad (22)$$

Note that the abrupt changes here are much larger than that of scenario 1. The response plots are shown in Fig. 5. The plots for the NN hidden layer values for the second and third elements, $q_1(2)$ and $q_1(3)$, and the corresponding values for memory vector scaled by $1/c_w$, i.e. $1/c_w M_{1,r}(2)$, and $1/c_w M_{1,r}(3)$ around the third abrupt change are shown in Fig. 6. Note that the observations made in scenario 1 are applicable to this scenario as well. Once again these observations are suggestive that the modification of the NN output with the memory contents is inducing the MANN controller to converge in quick time.

6 Conclusion

In this work, we proposed a backstepping memory augmented NN (MANN) adaptive control design for strict feedback nonlinear systems whose functions that determine the dynamics of the plant are completely unknown and can undergo abrupt changes. In the proposed design each NN is augmented by an external working memory. The controller can write relevant information to each of its working memory, which in this case is the hidden layer output, and later retrieve them to modify its output, providing it with the capability to leverage past learned information effectively and improve its speed of learning. We then showed through extensive simulations

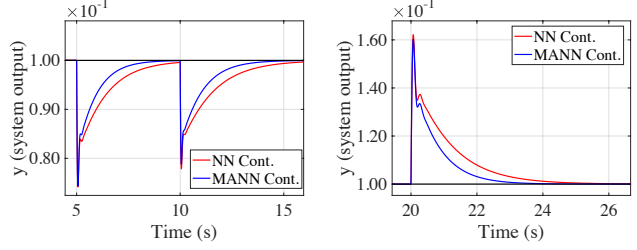


Fig. 5. System response y for example 1 and scenario 3. Top left: system response around the first two abrupt changes, top right: system response around the last abrupt change, bottom left: system response around the first two abrupt changes when $c_w = 0$, bottom right: system response around the last abrupt changes when $c_w = 0$

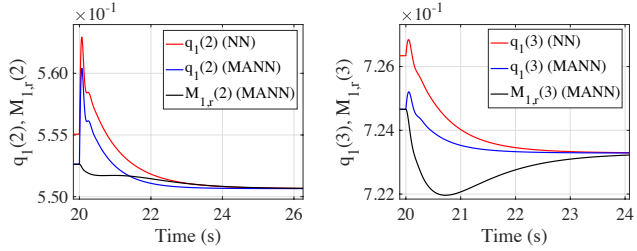


Fig. 6. Plots for example 1 and scenario 3 at third abrupt change. Top left: plot of $q_1(2)$ and $1/c_w M_{1,r}(2)$, top right: plot of $q_1(3)$ and $1/c_w M_{1,r}(3)$

on multiple examples that the closed loop system that uses MANN controller recovers significantly faster after abrupt changes when compared to the regular NN controller. We also proved that the closed loop system with the MANN controller is *uniformly ultimately bounded*. More generally we have demonstrated that ‘general principles of learning’ and architectural innovations inspired from human cognition can be leveraged to improve learning in control.

References

- [1] K. J. Åström and Bj. Wittenmark. *Adaptive control*. Courier Corporation, 2013.
- [2] M. Bodson and S. Sastry. *Adaptive control: stability, convergence, and robustness*. Prentice Hall, 1989.
- [3] F-C Chen. Back-propagation neural networks for nonlinear self-tuning adaptive control. *IEEE control systems Magazine*, 10(3):44–48, 1990.
- [4] Fu-Chuang Chen and Hassan K Khalil. Adaptive control of nonlinear systems using neural networks. *International journal of control*, 55(6):1299–1317, 1992.
- [5] M. Chen, S. S. Ge, and B. V. E. How. Robust adaptive neural network control for a class of uncertain mimo nonlinear systems with input nonlinearities. *IEEE Transactions on Neural Networks*, 21(5):796–812, 2010.
- [6] S. S. Ge, C. C. Hang, and T. Zhang. Adaptive neural network control of nonlinear systems by state and output feedback. *IEEE Transactions on Systems, Man, and Cybernetics, Part B (Cybernetics)*, 29(6):818–828, 1999.
- [7] S. S. Ge, F. Hong, and T. H. Lee. Adaptive neural control of nonlinear time-delay systems with unknown virtual control

- coefficients. *IEEE Transactions on Systems, Man, and Cybernetics, Part B (Cybernetics)*, 34(1):499–516, 2004.
- [8] S. S. Ge and C. Wang. Adaptive neural control of uncertain mimo nonlinear systems. *IEEE Transactions on Neural Networks*, 15(3):674–692, 2004.
- [9] S. S. Ge, C. Wang, and T. H. Lee. Adaptive backstepping control of a class of chaotic systems. *International Journal of Bifurcation and Chaos*, 10(05):1149–1156, 2000.
- [10] S. J. Gershman and N. D. Daw. Reinforcement learning and episodic memory in humans and animals: an integrative framework. *Annual review of psychology*, 68:101–128, 2017.
- [11] A. Graves, G. Wayne, and I. Danihelka. Neural turing machines. *arXiv preprint arXiv:1410.5401*, 2014.
- [12] Tomohisa Hayakawa, Wassim M Haddad, and Naira Hovakimyan. Neural network adaptive control for a class of nonlinear uncertain dynamical systems with asymptotic stability guarantees. *IEEE Transactions on Neural Networks*, 19(1):80–89, 2008.
- [13] W. He, Y. Chen, and Z. Yin. Adaptive neural network control of an uncertain robot with full-state constraints. *IEEE transactions on cybernetics*, 46(3):620–629, 2015.
- [14] E. N. Johnson and A. J. Calise. Neural network adaptive control of systems with input saturation. In *Proceedings of the 2001 American Control Conference. (Cat. No. 01CH37148)*, volume 5, pages 3527–3532. IEEE, 2001.
- [15] I. Kanellakopoulos, P. V. Kokotovic, and A. S. Morse. Systematic design of adaptive controllers for feedback linearizable systems. In *1991 American Control Conference*, pages 649–654. IEEE, 1991.
- [16] M. Krstic, I. Kanellakopoulos, P. V. Kokotovic, et al. *Nonlinear and adaptive control design*, volume 222.
- [17] C. Kwan and F. L. Lewis. Robust backstepping control of nonlinear systems using neural networks. *IEEE Transactions on Systems, Man, and Cybernetics-Part A: Systems and Humans*, 30(6):753–766, 2000.
- [18] E. Lavretsky, K. Wise, and D. Howe. Robust and adaptive control with aerospace applications, 2013.
- [19] E. Lavretsky and K. A. Wise. Robust adaptive control. In *Robust and adaptive control*, pages 317–353. Springer, 2013.
- [20] F. L. Lewis, D. M. Dawson, and C. T. Abdallah. *Robot manipulator control: theory and practice*. CRC Press, 2003.
- [21] F. L. Lewis, A. Yesildirek, and K. Liu. Multilayer neural-net robot controller with guaranteed tracking performance. *IEEE Transactions on Neural Networks*, 7(2):388–399, 1996.
- [22] F. W. Lewis, S. Jagannathan, and A. Yesildirak. *Neural network control of robot manipulators and non-linear systems*. CRC Press, 1998.
- [23] C. Ma, J. Lam, and F. L. Lewis. Trajectory regulating model reference adaptive controller for robotic systems. *IEEE Transactions on Control Systems Technology*, 2018.
- [24] W Thomas Miller, Paul J Werbos, and Richard S Sutton. *Neural networks for control*. MIT press, 1995.
- [25] D. Muthirayan and P. P. Khargonekar. Memory augmented neural network adaptive controllers: Performance and stability. *arXiv preprint arXiv:1905.02832*, 2019.
- [26] K. S. Narendra and A. M. Annaswamy. *Stable adaptive systems*. Courier Corporation, 2012.
- [27] Kumpati S Narendra and Snehasis Mukhopadhyay. Adaptive control using neural networks and approximate models. *IEEE Transactions on neural networks*, 8(3):475–485, 1997.
- [28] Kumpati S Narendra and Kannan Parthasarathy. Identification and control of dynamical systems using neural networks. *IEEE Transactions on neural networks*, 1(1):4–27, 1990.
- [29] E. Parisotto and R. Salakhutdinov. Neural map: Structured memory for deep reinforcement learning. *arXiv preprint arXiv:1702.08360*, 2017.
- [30] P. M. Patre, W. MacKunis, K. Kaiser, and W. E. Dixon. Asymptotic tracking for uncertain dynamic systems via a multilayer neural network feedforward and rise feedback control structure. *IEEE Transactions on Automatic Control*, 53(9):2180–2185, 2008.
- [31] M. M. Polycarpou and P. A. Ioannou. Identification and control using neural network models: design and stability analysis. *Dept. Elect. Eng. Syst., Univ. Southern California, Los Angeles, Tech. Rep.*, pages 91–09, 1991.
- [32] M. M. Polycarpou and P. A. Ioannou. A robust adaptive nonlinear control design. In *1993 American Control Conference*, pages 1365–1369. IEEE, 1993.
- [33] Marios M Polycarpou. Stable adaptive neural control scheme for nonlinear systems. *IEEE Transactions on Automatic control*, 41(3):447–451, 1996.
- [34] A. Santoro, S. Bartunov, M. Botvinick, D. Wierstra, and T. Lillicrap. Meta-learning with memory-augmented neural networks. In *International conference on machine learning*, pages 1842–1850, 2016.
- [35] T. Zhang, S. S. Ge, and C. C. Hang. Adaptive neural network control for strict-feedback nonlinear systems using backstepping design. *Automatica*, 36(12):1835–1846, 2000.

7 Appendix

7.1 Proof of Lemma 1

Proof: Differentiating L_{e_1} , we get,

$$\begin{aligned}\dot{L}_{e_1} &= e_1\beta_1\dot{e}_1 + \dot{y}_d \int_0^{e_1} \alpha \frac{\partial\beta_1}{\partial\alpha} d\alpha \\ &= e_1\beta_1 (g_1(x_1)u_1 + f_1(x_1) - \dot{y}_d) + \dot{y}_d \int_0^{e_1} \alpha \frac{\partial\beta_1}{\partial\alpha} d\alpha\end{aligned}$$

Applying UV rule for integration to the last term, we get,

$$\dot{L}_{e_1} = e_1 \left(u_1 + \beta_1 f_1(x_1) - \dot{y}_d \int_0^1 \beta_1(\theta e_1 + y_d) d\theta \right) \quad (23)$$

Using the expression for u_1 (11), we get,

$$\dot{L}_{e_1} = -K_1 e_1^2 \quad (24)$$

Then, using LaSalle’s invariance principle we can conclude, for the system defined in (8) and the control input (11), that the closed loop system tracks the command signal asymptotically, i.e., $e_1 \rightarrow 0$ as $t \rightarrow \infty$. ■

7.2 Proof of Theorem 2

Proof: The derivative of e_1 for this case is given by,

$$\dot{e}_1 = f_1(x_1) + g_1(x_1)e_2 + g_1(x_1)x_{2,d} - \dot{y}_d \quad (25)$$

Consider the positive-definite function as before, i.e., L_{e_1} . Thus, it follows that,

$$\dot{L}_{e_1} = -K_1 e_1^2 + e_1 \left(h_1(\tilde{x}_1) - \hat{h}_1(\tilde{x}_1) \right) + e_1 \mathbf{g}_1(x_1) e_2 \quad (26)$$

Define $\tilde{h}_1 = h_1 - \hat{h}_1$. Then,

$$\dot{L}_{e_1} = -K_1 e_1^2 + e_1 \tilde{h}_1 + e_1 \mathbf{g}_1(x_1) e_2 \quad (27)$$

Consider a second positive-definite function L_{e_2} , given by,

$$L_{e_2} = L_{e_1} + \int_0^{e_2} \alpha \beta_2(x_1, \alpha + x_{2,d}) d\alpha \quad (28)$$

Differentiating either side w.r.t time, we get,

$$\begin{aligned} \dot{L}_{e_2} &= \dot{L}_{e_1} + e_2 \beta_2 \dot{e}_2 + \dot{x}_1 \int_0^{e_2} \alpha \frac{\partial \beta_2(x_1, \alpha + x_{2,d})}{\partial x_1} d\alpha \\ &\quad + \dot{x}_{2,d} \int_0^{e_2} \alpha \frac{\partial \beta_2(x_1, \alpha + x_{2,d})}{\partial \alpha} d\alpha \end{aligned} \quad (29)$$

Applying UV rule for integration to the last term, we get,

$$\begin{aligned} \dot{L}_{e_2} &= \dot{L}_{e_1} + e_2 \beta_2 \dot{e}_2 + \dot{x}_1 \int_0^{e_2} \alpha \frac{\partial \beta_2(x_1, \alpha + x_{2,d})}{\partial x_1} d\alpha \\ &\quad + e_2 \beta_2 \dot{x}_{2,d} - \dot{x}_{2,d} e_2 \int_0^1 \beta_2(x_1, \theta e_2 + x_{2,d}) d\theta, \end{aligned} \quad (30)$$

Substituting for \dot{L}_{e_1} and \dot{e}_1 and using the expression for h_2 in (33), we get,

$$\dot{L}_{e_2} = - \sum_{i=1}^2 K_i e_i^2 + \sum_{i=1}^2 e_i \tilde{h}_i + e_2 \mathbf{g}_2 e_3 \quad (31)$$

Finally, consider the positive-definite function,

$$L = L_{e_n} + \sum_{i=1}^n \left(\frac{1}{C_w} \tilde{W}_i^T \tilde{W}_i + \frac{1}{C_v} \tilde{V}_i^T \tilde{V}_i \right) \quad (32)$$

The function L is a positive-definite function of e_i s and \tilde{Z}_i s. Differentiating L w.r.t time and following steps similar to the proof of Theorem 3.1 (equations A.4 to A.7)

in [35] we can show that,

$$\begin{aligned} \dot{L} &\leq - \sum_{i=1}^n K e_i^2 \left(1/2 + \int_0^1 \theta \mathbf{g}_i(\mathbf{x}_{i-1}, \theta e_i + x_{i,d}) d\theta \right) \\ &\quad + \sum_{i=1}^n -k_z \|e_i\|_2^2 \|\hat{W}_i\|_F \|\mu_i\|_F - e_i \hat{W}_i^T M_{i,r} \\ &\quad + \sum_{i=1}^n -\frac{\kappa}{2} \left(\|\tilde{W}_i\|_F^2 + \|\tilde{V}_i\|_F^2 \right) + c_{i,2}, \end{aligned}$$

where $c_{i,2} = \frac{1}{4K} \left(\|W_i^*\|_2^2 + \|V_i^*\|_2^2 + \|W_i^*\|_1^2 + \epsilon_i^2 \right)$

$$+ \frac{\kappa^2}{2} \left(\|W_i^*\|_2^2 + \|V_i^*\|_F^2 \right). \quad (33)$$

The difference here is that there is an additional term (the second term in the above equation). Using the fact that $e_i \hat{W}_i^T M_{i,r} \leq \|e_i\|_2 \|\hat{W}_i\|_F \|\mu_i\|_F$ we can rewrite above expression as:

$$\begin{aligned} \dot{L} &\leq - \sum_{i=1}^n K e_i^2 \left(1/2 + \int_0^1 \theta \mathbf{g}_i(\mathbf{x}_{i-1}, \theta e_i + x_{i,d}) d\theta \right) \\ &\quad - \sum_{i=1}^n k_z \|e_i\|_2^2 \|\hat{W}_i\|_F \|\mu_i\|_F + \|e_i\|_2 \|\hat{W}_i\|_F \|\mu_i\|_F \\ &\quad - \sum_{i=1}^n \frac{\kappa}{2} \left(\|\tilde{W}_i\|_F^2 + \|\tilde{V}_i\|_F^2 \right) + c_{i,2} \end{aligned} \quad (34)$$

Hence, $\dot{L} < 0$ when

$$\|e_i\|_2 > \sqrt{\frac{2c_{i,2}}{K(1+g_{i,0})}} \text{ and } \|e_i\|_2 > \frac{1}{k_z} \quad (35)$$

Denote $r_{i,e} = \max \left\{ \sqrt{\frac{2c_{i,2}}{K(1+g_{i,0})}}, \frac{1}{k_z} \right\}$. From the definition of the constant $c_{i,2}$, k_z and κ it follows that $r_{i,e} = O(1/K)$. We can simplify the first condition as follows: $\dot{L} < 0$ when $\|e_i\|_2 > r_{i,e}$.

Assume for the time being that $\|\mu_i\|_F \leq \bar{\mu}_i$. When $\|e_i\|_2 \leq r_{i,e}$ we have that

$$\dot{L} \leq \sum_{i=1}^n -\frac{\kappa}{2} \left(\|\tilde{W}_i\|_F^2 + \|\tilde{V}_i\|_F^2 \right) + r_{i,e} \|\hat{W}_i\|_F \bar{\mu}_i + c_{i,2}. \quad (36)$$

We can rewrite the above expression as

$$\dot{L} \leq \sum_{i=1}^n -\frac{\kappa}{2} \left(\|\tilde{W}_i\|_F^2 + \|\tilde{V}_i\|_F^2 \right) + r_{i,e} \|\tilde{Z}_i\|_F \bar{\mu}_i + \tilde{c}_{i,2}, \quad (37)$$

where $\tilde{c}_{i,2} = c_{i,2} + r_{i,e} \bar{\mu}_i Z_m$. Noting that $\|\tilde{Z}_i\|_F^2 =$

$\|\tilde{W}_i\|_F^2 + \|\tilde{V}_i\|_F^2, \dot{L} < 0$ also when

$$\|\tilde{Z}_i\|_F > \sqrt{\frac{2(c_{i,2} + r_{i,e}\bar{\mu}_i Z_m)}{\kappa}}, \text{ and } \|\tilde{Z}_i\|_F > \frac{2r_{i,e}\bar{\mu}_i}{\kappa} \quad (38)$$

Define:

$$r_{i,z} = \max \left\{ \sqrt{\frac{2(c_{i,2} + r_{i,e}\bar{\mu}_i Z_m)}{\kappa}}, \frac{2r_{i,e}\bar{\mu}_i}{\kappa} \right\} \quad (39)$$

Since $\kappa = \frac{1}{\sqrt{K}}$, it follows from the expression for $r_{i,e}$ that $r_{i,e} = O(\frac{1}{K})$. This makes $r_{i,z} = O(\frac{1}{K^{1/4}})$ and so is sufficiently small because K is large. Thus, \dot{L} is negative outside a compact set defined by the radii $r_{i,e}$, and $r_{i,z}$. Earlier we assumed that $\|\mu_i\|_F$ is bounded. From the memory update equations (3) it follows trivially that μ_i is bounded when \tilde{Z}_i and e_i are bounded. Denote this bound by $\tilde{\mu}_i$ when $\|e_i\|_2 \leq r_{i,e}$ and $\|\tilde{Z}_i\|_F \leq r_{i,z}$. We can set $\bar{\mu}_i \gg \tilde{\mu}_i$ to ensure consistency of the bound used in the derivation above. This establishes that $\dot{L} < 0$ outside a compact set defined by $r_{i,e}$ s and $r_{i,z}$ s. It follows from the UUB Lyapunov theorem (Refer [22]) that if the signals start within these compact sets then the signals will stay within a neighborhood of this compact set. In the above steps we had assumed that the control signals are valid i.e. the NN approximation holds throughout.

Next we show that the control signals are valid provided the signals e_i s and \tilde{Z}_i s start from within the compact set defined by $r_{i,e}$ s and $r_{i,z}$ s. Let the compact set within which the NN approximation holds be given by radius $\tilde{r}_{i,u}$. Then, for the approximation to hold it should be that,

$$\|\tilde{x}_i\|_2 \leq \tilde{r}_{i,u}.$$

$$\text{That is, } \|x_i\|_2 + \sum_{k=1}^i \|y_d^k\|_2 + \sum_{k=1}^{i-1} \|\hat{Z}_k\|_F \leq \tilde{r}_{i,u}$$

will ensure that $\|\tilde{x}_i\|_2 \leq \tilde{r}_{i,u}$. Let, the bounds on y_d^k s be y_u , $\bar{C} = \max\{C_w, C_v\}$, Z_m be an upper bound on the Frobenious norm of Z^* . Then, the weights \hat{Z}_k s and x_i should be such that

$$\|x_i\|_2 + \sum_{k=1}^{i-1} \|\hat{Z}_k\|_F \leq \tilde{r}_{i,u} - iy_u = r_{i,u}, \quad (40)$$

to ensure that $\|\tilde{x}_i\|_2 \leq \tilde{r}_{i,u}$. Using the fact that $\|\tilde{Z}_k\|_F \geq \|\hat{Z}_k\|_F - Z_m$ we can say that

$$\|x_i\|_2 + \sum_{k=1}^{i-1} \|\tilde{Z}_k\|_F \leq \tilde{r}_{i,u} - iy_u - (i-1)Z_m \quad (41)$$

will ensure that $\|\tilde{x}_i\|_2 \leq \tilde{r}_{i,u}$. Assume that it has been established that $\|\tilde{x}_k\|_2 \leq \tilde{r}_{k,u}$ when $\|e_k\|_2 \leq r_{k,e}$ and $\|\tilde{Z}_k\|_F \leq r_{k,z}$ for all $k \leq i-1$. Then,

$$\|x_{i,d}\|_2 \leq \frac{\tilde{K}}{g_{i,0}} \bar{r}_{i-1} + \frac{\bar{g}_{i-2}}{g_{i,0}} \bar{r}_{i-2} + \frac{c}{g_{i,0}} (\bar{r}_{i-1} + Z_m) = r_{i,x} \quad (42)$$

where $\bar{r}_{i-1}, \bar{r}_{i-2}, \tilde{K}, \bar{g}_{i-2}$ and c are constants that depend on $\tilde{r}_{k,u}, r_{k,e}, r_{k,z}$ and $\bar{\mu}_k$ for $k \leq i-1$, when $\|e_k\|_2 \leq r_{k,e}$ and $\|\tilde{Z}_k\|_F \leq r_{k,z}$ for all $k \leq i-1$. It is to be noted that $r_{i,x}$ is $O(1)$ when $\|e_k\|_2 \leq r_{k,e}$ and $\|\tilde{Z}_k\|_F \leq r_{k,z}$ for all $k \leq i-1$. Using the fact that $\|e_i\|_2 \geq \|x_i\|_2 - \|x_{i,d}\|_2 \geq \|x_i\|_2 - r_{i,x}$ we can say that

$$\|e_i\|_2 + \sum_{k=1}^{i-1} \|\tilde{Z}_k\|_F \leq \tilde{r}_{i,u} - iy_u - (i-1)Z_m - r_{i,x} = r_{i,u} \quad (43)$$

will ensure that $\|\tilde{x}_i\|_2 \leq \tilde{r}_{i,u}$. Using the fact that $r_{i,u} \sim O(1)$, we can make K sufficiently large such that when $\|e_i\|_2 \leq r_{i,e}$ and $\|\tilde{Z}_i\|_F \leq r_{i,z}$,

$$\|e_i\|_2 + \sum_{k=1}^{i-1} \|\tilde{Z}_k\|_F \leq r_{i,e} + \sum_{k=1}^{i-1} r_{i,z} \ll r_{i,u} \quad (44)$$

This will ensure that $\|\tilde{x}_i\|_2 \leq \tilde{r}_{i,u}$ when $\|e_i\|_2 \leq r_{i,e}$ and $\|\tilde{Z}_i\|_F \leq r_{i,z}$ given that it has been established for all $k \leq i-1$. It is trivial to establish this for $i=1$. Hence, by the principle of induction by choosing K sufficiently large we can ensure that the control signals are always valid provided the signals start from within the compact set defined by $r_{i,e}$ s and $r_{i,z}$ s. This completes the proof.