Intermediate asymptotics on dynamical impact of solid sphere on mili-textured surface.

Hirokazu Maruoka[1,2]

[1] *United Graduate School of Agricultural Science, Tokyo University of Agriculture and Technology, 3-5-8 Saiwai-cho, Fuchu-shi, Tokyo 183-8509, Japan*

[2] *Graduate School of Science and Technology, Kwansei Gakuin University, 2-1 Gakuen, Sanda-shi, Hyogo 669-1337, Japan**

(Dated: March 26, 2022)

Dimensional analysis was applied to the dynamical impact of the solid sphere on the elastic surface to obtain fundamental function. It was found that its power-law behavior is given by the competition between two power-law relations representing inertial and elastic property which is strengthened by scale size of sphere. These factors are summarized by the newly defined dimensionless parameters which gives two intermediate asymptotics in different scale range. These power-law behaviors given by the theoretical model were compared with experimental results, showing good agreement.

arXiv:1906.05060v1 [cond-mat.soft] 12 Jun 2019

In the field of mechanics of continua, including rheology, microfluidics and fluid mechanics, phenomena incorporating several physical properties are frequently observed. Viscoelasticity exhibits both fluidity and solidity while a dimensionless number called Deborah number $De = \tau/T$ [1], which is defined as the ratio of relaxation time of materials τ and observation time T, qualifies the property. $De \ll 1$ qualifies the material as the fluid while $De \gg 1$ leads to the qualification as solid [2]. Here note that dimensionless numbers represent the proportion between properties or forces which govern the phenomena (e.g. Reynolds number is the ratio between inertial force and viscous force). In these two cases, the homogeneous physical property can be assumed in each and the problems generally turn to be simple. However, the intermediate scale range reveals characteristic behavior (e.g. viscoelasticity for $De \sim 1$), in which two physical properties are fundamentally mixed, turns to be complicated problems that are occasionally difficult to be formalized and conquered even though they are quite attractive and important for mechanics of continua.

On the other hand, these phenomena can be understood as *intermediate asymptotics* [3, 4], which are defined as an asymptotic representation of a function valid in a certain range of independent variables. They are occasionally found as simple power-law relation through dimensional analysis when some dimensionless parameters are considered to be negligible. More or less all the theories can be considered as intermediate asymptotics, which are valid in the certain scale range [5]. This concept is formalized by Barenblatt [2–4] with the method of dimensional analysis, supplying the universal view on the physical theory and applications in various area [6–9]. This methodology is expected to be effective for the complex problems involving plural physical properties though it is not almighty and somehow limited to some extent.

The present work focuses on the intermediate scale range of dimensionless parameters in which several physical properties are incorporated by applying the concept of intermediate asymptotic and dimensional analysis, complemented with the solution obtained by energy conservation. Finally the fundamental function to describe the entire scale range is obtained, demonstrating that the dynamical impact of solid surface onto the mili-textured surface belongs to the self-similar solutions of second kind and that its power-law behaviors can be understood as the result of the competition between two power-laws representing two different physical properties; one is derived from inertia and the other is from elasticity of which the contribution depends on the scale size factor of sphere. These factors were successfully summarized by newly defined dimensionless number. It was succeeded to describe the crossover between two physical properties experimentally and theoretically.

The dynamical collision is abundant phenomena in our daily life, and interesting for industry [10] and sports [11, 12]. Since Hertz described the collisional dynamics between two elastic bodies [13], the theory was developed as contact mechanics [14]. Recently the collision dynamics between macro-textured and immersed sphere is studied by Chastel [15, 16]. Mili-textured surface can be described by elastic-foundation model [17], of which stress profile is simplified. Here, we discuss the collision in which the model is applicable.

The experiments have been performed using mili-textured surface made of polydimethylsiloxane (PDMS)(kit SYLGARD 180, DOW CORNING) as the elastic surface, of which elastic modulus $E \simeq 1.6$ MPa (see Fig. 1). The periodic, striped-patterned pillars are engraved on the surface, of which the height of pillar h = 3.5 mm, a square base of side $b = 2.5$ mm, the interdistance of channel $c = 1.5$ mm, and the fraction of surface $\phi = b/(b + c) = 0.625$. The solid sphere is suspended by electromagnet (MECALECTRO, F91300 Massy, N°5,18,01) of which magnet force is controlled and capable of dropping the sphere in arbitrary timing. The collision impact is recorded by high-speed camera (Phantom V7.3). The collision velocity is varied by

changing the height of position from which the sphere is dropped (1.5 $\sim$ 50 cm). The size of sphere R is differed from 3 to 7 mm, of which density $\rho = 7800\ \mathrm{kg \cdot m^{-3}}$. The collision experiments were performed for 30 $\sim$ 40 times in each conditions, changing the position of the elastic surface every 2 mm by motorized actuator so as that the effect of peculiarity between the pillars and sphere are normalized.

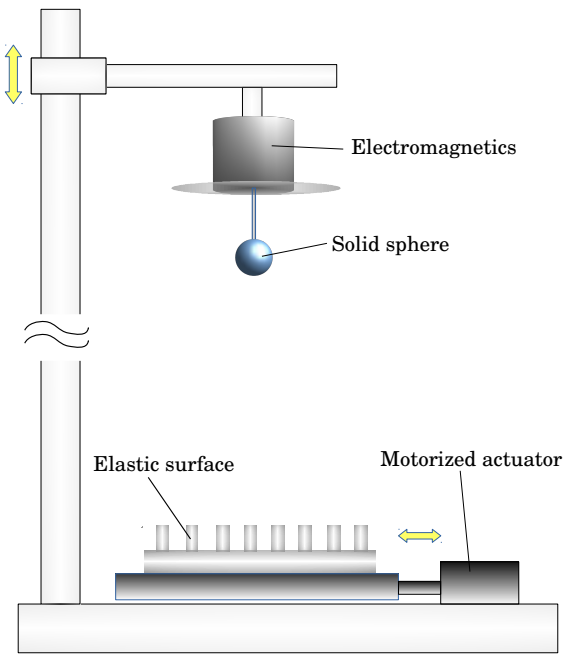

FIG. 1: (Color online) Sketch of experimental set-up. The solid sphere is suspended by electromagnet which is capable of dropping the ball in arbitrary timing. The velocity of impact can be adjusted by changing the height of the part in which the sphere is suspended. The position of elastic surface made of PDMS can be changed by motorized actuator.

The collision of sphere falling in the velocity of v onto the surface generating the deformation δ is sketched on Fig. 2. Assuming Hertzian pressure, δ is described as $\delta(r) = \delta\left[1-(r/a)\right]$. According to the theory of Hertz, the contact diameter a is important parameter, which is obtained geometrically, $a^2 = R^2 - (R-\delta)^2 \simeq 2R\delta$. Firstly, the kinetic energy of sphere is easily obtained as $E_{ki} = 2/3 \cdot \pi R^3 \rho v^2$. Following the procedure of Chastel [15], the normal stress is $\sigma = E\delta/h$, and the force of deformation is $F = \int_0^a \phi\sigma\left[1-(r/a)\right]dr = \pi E\phi R\delta^2/h$. Thus elastic energy is obtained as $E_{el} = \int_0^\delta F(\delta')d\delta' = \pi E\phi\delta^3 R/3h$. Equating E_{ki} and E_{el}, the following relation is obtained,

$$\frac{\delta}{R} = \left(\frac{2}{\phi}\right)^{\frac{1}{3}}\left(\frac{h}{R}\right)^{\frac{1}{3}}\left(\frac{\rho v^2}{E}\right)^{\frac{1}{3}}. \tag{1}$$

This is the result by Chastel. However, next I

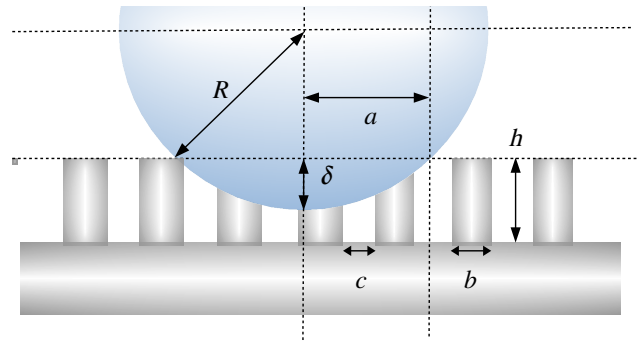

FIG. 2: (Color online) The geometrical parameters involved in the collision between elastic surface and solid sphere. Deformation δ and diameter of contact a are generated by the collision onto the elastic PDMS surface.

show this scaling relation is an intermediate asymptotic which is valid in a certain range. Based on the recipe of Barenblatt [18], firstly the function to study $\delta = f(a, R, \rho, E, v, h, \phi)$ is proposed. Assuming LMT unit, the dimensionless parameters are constructed. Here I selected R, ρ, v as the independent parameters, which is the parameters which cannot be represented as a product of the remained parameters. As $\delta = L,\ R = L,\ a = L,\ \rho = M/L^3,\ E = M/LT^2,\ v = L/T,\ h = L,\ \phi = 1$, following dimensionless parameters are obtained ,

$$\Pi = \frac{\delta}{R},\ \xi = \frac{a}{R},\ \eta = \frac{\rho v^2}{E},\ \kappa = \frac{h}{R}. \tag{2}$$

Thus the function is transformed to $\Pi = \Phi(\xi, \eta, \kappa, \phi)$ where Φ is an arbitrary dimensionless function. Here let us assume that the problem belongs to the self-similar solutions of second kind [19] as follows,

$$\Pi = \phi^{\gamma_1}\kappa^{\gamma_2}\eta^{\gamma_3}\Phi\left(\xi^{\zeta_1}\kappa^{\zeta_2}\phi^{\zeta_3}\eta^{\zeta_4}\right). \tag{3}$$

Self-similar solutions of second kind are the dimensional analysis solutions which are expressed by the products of dimensionless parameters raised to the powers though the power exponents of dimensionless parameters are not obtained within dimensional analysis in principle. However, in our case, power exponents $\gamma_1 \cdots \gamma_3$ can be deduced via Eq. 1. $\zeta_1 \cdots \zeta_4$ are obtained by utilizing Eq. 1 and $a^2 = 2R\delta$, then it is $\xi \sim \phi^{-1/6}\kappa^{1/6}\eta^{1/6}$. Therefore Eq. 3 leads to

$$\Pi = \left(\frac{\kappa}{\phi}\right)^{\frac{1}{3}}\eta^{\frac{1}{3}}\Phi\left[\left(\frac{\phi}{\kappa}\right)^{\frac{1}{6}}\xi/\eta^{\frac{1}{6}}\right]. \tag{4}$$

Eq. 4 is the fundamental function which describes the dynamical impact of solid sphere on the mili-textured surface. Supposing new parameters $\Psi = \Pi\phi^{1/3}\kappa^{-1/3}\eta^{-1/3}$ and $\Xi = \xi\phi^{1/6}\kappa^{-1/6}\eta^{-1/6}$, Eq. 4 is described as $\Psi =$

$\Phi(\Xi)$. See Ψ is function with dimensionless parameter Ξ. It suggests that the scaling relation derived from the result by Chastel is confirmed as far as Φ does not interfere. In this case following intermediate asymptotic is obtained,

$$\Pi = \text{const} \left(\frac{\kappa}{\phi}\right)^{\frac{1}{3}} \eta^{\frac{1}{3}} \tag{5}$$

which corresponds to Eq. 1. This condition holds true in the case that Ξ is small enough to consider as $\Phi \sim$ const. Here we have recognized that Ξ is an important parameter dominating the power-law behavior.

Next let us move on to the case in which Ξ contributes to the behavior. It is quite interesting to think what kind of intermediate asymptotic is obtained in another scale region. Eq. 4 was obtained by the dimensionless parameters via the selection of independent parameters as R, ρ, v. However, this choice is arbitrary. Barenblatt suggested that the numerical estimation of dimensionless parameters can help to choose. If the dimensionless parameters to consider is too small or large, these dimensionless parameters can be considered to be negligible. The choice of R, ρ, v is appropriate in the case in which these three parameters play a dominant roll. However the scale range in which Ξ contributes must have a large enough to be considered as $\xi = a/R$ increases Ξ. In this case, a should be considered as a dominant parameter.

Now let us apply the dimensional analysis using another selection of independent parameters as a, ρ, v. In this case following dimensionless parameters are finally obtained,

$$\Pi^{'} = \frac{\delta}{a},\ \xi = \frac{a}{R},\ \eta = \frac{\rho v^2}{E},\ \kappa^{'} = \frac{h}{a}. \tag{6}$$

The difference from Eq.2 is that Π and κ are replaced by $\Pi^{'}$ and $\kappa^{'}$. Similarly assuming self-similarity of second kind and using Eq. 1 and $a^2 \sim R\delta$, the following intermediate asymptotic is obtained in another scale region,

$$\Pi^{'} = \text{const} \left(\frac{\xi \kappa^{'} \eta}{\phi}\right)^{\frac{1}{6}} \tag{7}$$

where $\kappa = \xi\kappa^{'}$. Eq. 7 is another intermediate asymptotic in the case where a is comparatively large enough.

Following calculation will justify our interpretation. In order to see the behavior of Eq. 4 in wider scale region from small Ξ, series expansion of Φ in power of Ξ is applied as follows,

$$\begin{aligned} \Pi &= \left(\frac{\kappa}{\phi}\right)^{\frac{1}{3}} \eta^{\frac{1}{3}} \left\{A + B\ \Xi + C\ \Xi^2 + \cdots\right\} \\ &= A\ \left(\frac{\kappa}{\phi}\right)^{\frac{1}{3}} \eta^{\frac{1}{3}} + B\ \xi \left(\frac{\kappa}{\phi}\right)^{\frac{1}{6}} \eta^{\frac{1}{6}} + C\ \xi^2 + \cdots \end{aligned} \tag{8}$$

where A, B, C are constant. Here let us focus on the fact that two dimensionless parameters having different power exponents appear in Eq. 8. Suppose fitting Eq. 8 with arbitrary power equation of η as follows, $\eta^{\nu} \sim A\ \phi^{-1/3}\kappa^{1/3}\eta^{1/3} + B\ \xi\phi^{-1/6}\kappa^{1/6}\eta^{1/6} + C\xi^2$, the power exponent ν is *locally* determined and varies in the range $1/6 \leq \nu \leq 1/3$, depending on the contribution of first term and second term in Eq. 8. This balance is critically depends on parameter η and ξ. We can see that in case of small η and large ξ, the power exponent of second term 1/6 is dominant. On the other hand, in case of large η with small ξ, first term is large and dominant, then ν should be fitted with 1/3. This interpretation corresponds to each intermediate asymptotics Eq. 5 and Eq. 7 as small Ξ indicates the contribution of second term is extremely small. This is spontaneously understood as Ξ is given by ratio of first and second terms as follows, $\xi\phi^{-1/6}\kappa^{1/6}\eta^{1/6}/\phi^{-1/3}\kappa^{1/3}\eta^{1/3} = \xi\phi^{1/6}\kappa^{-1/6}\eta^{-1/6} = \Xi$. In the end, series expansion of $\Phi(\Xi)$ gives two intermediate asymptotics which are obtained by different selection of independent parameters and Ξ represents the ratio between two intermediate asymptotics.

Now let us compare these theoretical results with experimental ones. Fig. 3(a) is the plots of Π and η in different size of sphere. It is clearly found that the power law behavior varies depending on the size of sphere. Largest sphere $R = 7$ mm follows the 1/3 power-law behavior, corresponding to Eq. 5. On the other hand, smallest spheres $R = 3$ mm reveals different power-law behavior, following 1/6 power-law, which corresponds to Eq. 7.

Fig. 3(b) is the plots of $\Psi = \Phi(\Xi)$ using experimental data. It is useful to see in which scale range each plots belong to. We can see that plots of small sphere ($R = 3$ mm) which follows 1/6 power-law are belong to larger Ξ while the plots of high velocity decrease Ξ. Contrarily it is found that large sphere ($R = 7$ mm) belongs to smaller Ξ though plots of small velocity belong to comparatively larger Ξ, which reveals different behavior. Meanwhile, we can find the groups of intermediate size of sphere ($R = 8, 9, 10$ mm), which belong to $\Xi = 1.1 \sim 1.4$, follow intermediate power-law behaviors. It can be considered as these plots belong to an intermediate scale region in which two power exponents are competing.

Focusing on Ξ in detail, we can find that it consists of ϕ, κ, ξ and η. ϕ and κ are dimensionless parameters which belong to elastic surface, here we focus on the others. η, which corresponds to Cauchy number that is defined as the ratio of inertial force and elastic force in fluid mechanics, plays a dominant roll on the impact. This parameter reflects the degree of contribution derived from elasticity and inertia. Therefore I would like to call the impact following 1/6 power-law elasticity-dominant impact, and the one following 1/3 power-law inertia-dominant impact [20].

Not only η but also ξ is a key parameter. The second term of Eq. 8, which corresponds to the intermediate

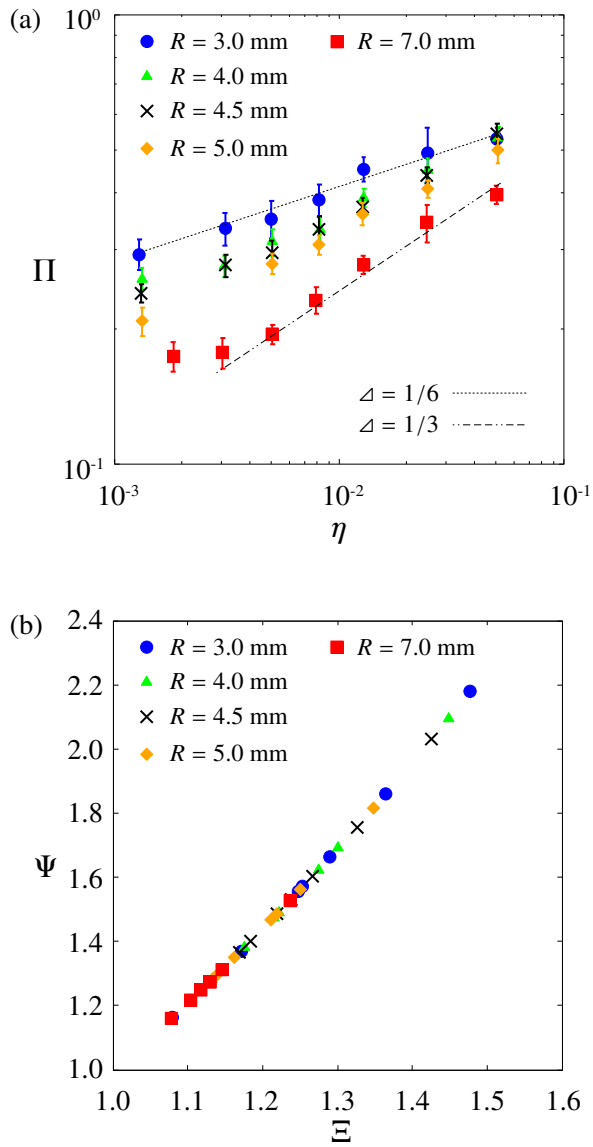

FIG. 3: (Color online) (a) Power-law relation between Π and η, (b) plots of Ψ vs Ξ in different size of sphere, $R = 3$ mm (●), 4.0 mm (▲), 4.5 mm (×), 5.0 mm (♦), 7.0 mm (■) where $\Pi = \delta/R$, $\eta = \rho v^2/E$, $\Psi = \Pi\phi^{1/3}\kappa^{-1/3}\eta^{-1/3}$ and $\Xi = \xi\phi^{1/6}\kappa^{-1/6}\eta^{-1/6}$. The two dashed lines indicate the slope of 1/6 and 1/3.

asymptotic of elasticity-dominant impact, is multiplied by ξ, indicating that the contribution of second term is critically weakened by small ξ. ξ measures the relative degree of subsidence into the surface. Smaller sphere subsides relatively deeper than larger one (Fig. 4), which is the reason why small sphere ($R = 3$mm) follows 1/6 power-behavior. In the end, these physical interpretation of Ξ corresponds to the analytical interpretation of Eq. 8, which proving the validity of the application of dimensional analysis.

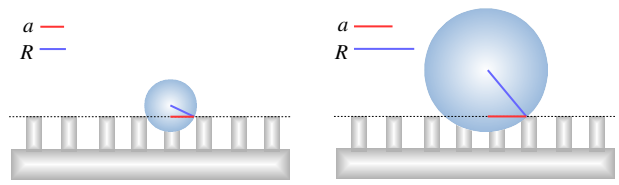

FIG. 4: (Color online) Comparison of wall/sphere contact generating geometrical dimensionless parameter $\xi = a/R$ in smaller (left) and larger value (right).

In other reports of contact mechanics, the property of deformation is changed from elastic contact to plastic contact giving different power-laws, depending on the scale of interference [21]. The high speed impact generates the plastic deformation depending on the dimensional parameters [22]. The present work discovered another scale-dependent phenomenon of contact mechanics. The scale-dependence of power-law behavior is occasionally observed in self-similarity of second kind [23, 24] while the dependence is sometimes semiempirical [25]. This work clearly identified the dependence of dimensionless parameter as the competition between two power exponents.

In conclusion, the above discussion with experimental results confirm the validity of Eq. 4 as the fundamental function of this problem. Eq. 4 includes the information of *entire* scaling behaviors, which gives two intermediate asymptotics *locally*, depending on Ξ. This *scale-locality* was quite important to understand this phenomenon as even the power-law behavior depended on the scale.

The present work is unique on the point that the intermediate scale range in which two physical properties incorporated is focused and the crossover of power-law behaviors are explained as the result of competition between two intermediate asymptotics representing different physical properties. Generally, the cases in which the uniformity of physical property can be assumed are tend to be concentrated while the intermediate region are avoided. However, this work coped with this intermediate region, and that the crossover of power-law behavior was confirmed with experimental results. Furthermore, the two different method were combined complementally in this work: dimensional analysis and the solution obtained by the equation of kinetic energy and elastic energy. Generally latter solution is considered to be enough but the scale dependence would not have been recognized without dimensional analysis. This suggests that this combinated dimensional analysis with the concept of intermediate asymptotic is quite effective to analyze the mesoscale phenomena incorporating two or more physi-

cal properties, revealing different behaviors depending on the scale.

In this work, self-similarity of second kind is understood as the competition between two intermediate asymptotics. This is also quite interesting insight for the concept of self-similarity in general.

The author wishes to thank J.-B. Besnard, P. Panizza and L. Courbin for technical assistance of the experiments. He thanks to K. Osaki for theoretical advice. This work was supported by the program Long-term Internship Dispatch for Innovation Leader Training organized by Building of Consortium for the Development of Human Resources in Science and Technology.

* Electronic address: maruoka.hirokazu@kwansei.ac.jp; Electronic address: hmaruoka1987@gmail.com

[1] M. Reiner, The Deborah Number, Physics Today **17**, 62 (1964).

[2] G. I. Barenblatt, *Flow, Deformation and Fracture* (Cambridge University Press, 2014) p. 3.

[3] G. I. Barenblatt and Ya. B. Zeldovich, Self-similar solutions as intermediate asymptotics, Ann. Rev. Fluid Mech. **4**, 285 (1972).

[4] G. I. Barenblatt, *Scaling* (Cambridge University Press, 2003).

[5] Forward of Book [2], written by A. J. Chorin is quite suggestive, he said : "Most physical theories are intermediate, in the sense that they describe the behavior of physical systems on spatial and temporal scales intermediate between much smaller scales and much larger scales; for example, the Navier-Stokes equations describe fluid motion on spatial scale larger than molecular scales but not so large that relativity must be taken into account and on time scales larger than the time scale of molecular collisions but not so large that the vessel that contains the fluid collapses through aging." For example, ideal gas equation can be considered as an intermediate asymptotic valid in the range where the volume of molecules b and the molecular interaction a are negligible on van der Waals equation as follows,

$$p = \frac{nRT}{V-nb} - \frac{an^2}{V^2} \longrightarrow \frac{nRT}{V} \quad \left(\frac{an^2}{V^2} \ll p \ll \frac{RT}{b}\right).$$

[6] L. Banetta and A. Zaccone, Radial distribution function of Lennard-Jones fluids in shear flows from intermediate asymptotics, Phys. Rev. E. **99**, 052606 (2019).

[7] S. Boscolo and S. K. Turitsyn, Intermediate asymptotics in nonlinear optical systems, Phys. Rev. A. **85**, 043811 (2012).

[8] N. Goldenfeld, O. Martin and Y. Oono, Intermediate asymptotics and renormalization group theory, J. Sci. Comput. **4**, 355 (1989).

[9] G. I. Barenblatt and A. J. Chorin, A mathematical model for the scaling turbulence, Proc. US Nat. Acad. Sci. **101**, 15023 (2004).

[10] I. G. Goryacheva, *Contact Mechanics in Tribology* (Kluwer Academic Publishers, 1998).

[11] R. W. Carpick, Approximate models of interacting surfaces competed against a supercomputer solution, Science **359**, 38 (2018).

[12] A. M. Nathan, J. J. Crisco, R. M. Greenwald, D. A. Russell and L. V. Smith, A comparative study of baseball bat performance, Sports Eng. **13**, 153 (2011).

[13] H. Hertz, *Miscellaneous Papers* (MacMillan & CO, 1896) p 146.

[14] K. L. Johnson, *Contact mechanics* (Cambridge University Press, 1985).

[15] T. Chastel, P. Gondret and A. Mongruel, Texture-driven elastohydrodynamic bouncing, J.Fluid Mech. **805**, 577 (2016).

[16] T. Chastel and A. Mongruel, Sticking collision between a sphere and a textured wall in a viscous fluid, Phys. Rev. Fluids **4**, 014301 (2019).

[17] See Book [14] p. 104.

[18] See Book [4] p. 91-93.

[19] According to the category by Barenblatt(see paper [3], Book [4] p. 87-89 or Book [2] p. 153-163), *self-similar solutions of first kind* or *complete similarity* are the solutions which possess the invariance against scale transformation, which can be described as $\Pi = \Phi(\Pi_1, \Pi_2, \Pi_3)$ where $\Pi \cdots \Pi_3$ are dimensionless parameters. By contrast, *self-similar solutions of second kind* or *incomplete similarity* are the solutions that have no longer scale-invariance and possess the power-law-form such as $\Pi = \Pi_2^{\alpha}\Phi(\Pi_1/\Pi_2^{\beta}, \Pi_3)$ of which α, β cannot be obtained by only dimensional analysis in principle.

[20] Simply calling elastic impact or inertial impact may confuse with the term *elastic impact* which has already been defined as the collision of which the coefficient of restitution equals 1.

[21] L. Kogut and I. Etsion, Elastic-Plastic Contact Analysis of a Sphere and a Rigid Flat, J. Appl. Mech. **69**, 657 (2002).

[22] W. Johnson, *Impact Strength of Materials* (London, Edward Arnold, 1972). Or see Book [14] p. 366.

[23] G. I. Barenblatt, A. J. Chorin and V. M. Prostokishin, A model of a turbulent boundary layer with a nonzero pressure gradient, Proc. US Nat. Acad. Sci. **99**, 5572 (2002).

[24] G. C. Berry and T. G. Fox, The Viscosity of Polymers and Their Concentrated Solutions, Adv. Polym. Sci. **5**, 261 (1968).

[25] G. I. Barenblatt and L. R. Botvina, Incomplete similarity of fatigue in a linear range of crack growth, Fatigue Eng. Mater. Struct. **3**, 193 (1981).