

# Coupled Variational Recurrent Collaborative Filtering

Qingquan Song<sup>1</sup>, Shiyu Chang<sup>2</sup>, Xia Hu<sup>1</sup>

<sup>1</sup>Department of Computer Science and Engineering, Texas A&M University

<sup>2</sup>MIT-IBM Watson AI Lab, IBM Research

{song\_3134,xiahu}@tamu.edu, shiyu.chang@ibm.com

## ABSTRACT

We focus on the problem of streaming recommender system and explore novel collaborative filtering algorithms to handle the data dynamicity and complexity in a streaming manner. Although deep neural networks have demonstrated the effectiveness of recommendation tasks, it is lack of explorations on integrating probabilistic models and deep architectures under streaming recommendation settings. Conjoining the complementary advantages of probabilistic models and deep neural networks could enhance both model effectiveness and the understanding of inference uncertainties. To bridge the gap, in this paper, we propose a Coupled Variational Recurrent Collaborative Filtering (CVRCF) framework based on the idea of Deep Bayesian Learning to handle the streaming recommendation problem. The framework jointly combines stochastic processes and deep factorization models under a Bayesian paradigm to model the generation and evolution of users' preferences and items' popularities. To ensure efficient optimization and streaming update, we further propose a sequential variational inference algorithm based on a cross variational recurrent neural network structure. Experimental results on three benchmark datasets demonstrate that the proposed framework performs favorably against the state-of-the-art methods in terms of both temporal dependency modeling and predictive accuracy. The learned latent variables also provide visualized interpretations for the evolution of temporal dynamics.

## KEYWORDS

collaborative filtering, streaming recommender system, matrix factorization, deep Bayesian learning

### ACM Reference Format:

Qingquan Song<sup>1</sup>, Shiyu Chang<sup>2</sup>, Xia Hu<sup>1</sup>. 2019. Coupled Variational Recurrent Collaborative Filtering. In *Proceedings of ACM Conference (Conference'17)*. ACM, New York, NY, USA, 9 pages. <https://doi.org/10.1145/nnnnnnn.nnnnnnn>

## 1 INTRODUCTION

With the explosive growth of online information, recommender systems have been pervasively used in real-world business services and widely studied in literature [31, 32]. Upon classical static settings, in real-world applications, data are often grown in a streaming fashion and evolving with time. For example, Snapchat users share

over 400 million snaps [40] and Facebook users upload 300 million photos per day [39]. The ever-growing data volume along with rapidly evolved data properties puts the demand of time aware and online recommender systems, which could incorporate the temporal information to handle the data temporality and update in a streaming manner to alleviate the burden of data complexity.

Deep learning techniques have been widely conducted in exploiting temporal dynamics to improve the recommendation performance [2, 18, 50, 52]. Despite the prominence shown recently in deep recommender systems [13, 18, 43], deep frameworks also have their own limitations. One of the well-known facts is that deep recommender systems are usually deterministic approaches, which only output point estimations without taking the uncertainty into account. It significantly limits their power in modeling the randomness of the measurement noises [35] and providing predictions of the missing or unobserved interactions in recommender systems. As probabilistic approaches, especially Bayesian methods, provide solid mathematical tools for coping with the randomness and uncertainty, it motivates us to conduct streaming recommendations from the view of Deep Bayesian Learning (DBL) to conjoin the advantages of probabilistic models and deep learning models. Though some recent attempts have been made on integrating probabilistic approaches with deep autoencoder architecture for recommendation tasks [16, 24, 33], they are still underpinned the static recommendation setting, which allows them to be retrospective to all the historical data during the updates.

Simply applying DBL to streaming recommendations is a non-trivial task due to the following challenges. First, coordinating the temporal dynamics is difficult given the continuous-time discrete-event recommendation process along with the protean patterns on both user and item modes. A user's preference on certain items may evolve rapidly, while on others maintaining a long-term fix. Second, the high velocity of streaming data requires an updatable model, which could expeditiously extract the prior knowledge from former time steps and effectively digest it for current predictions. Also, since the data occurrence is, in fact, continuous-valued, taking the continues time information into consideration could be potentially helpful for the knowledge distillation [2]. Third, the DBL frameworks are usually expensive in terms of both time and space complexities. Existing optimization algorithms often require a huge amount of computation to infer and update especially under streaming setting such as Sequential Monte Carlo, which is usually infeasible for large-scale recommendations.

To tackle the aforementioned challenges, in this paper, we propose to investigate the ways to conduct streaming recommendation by leveraging the advantages of both deep models and probabilistic processes. We stick to the factorization-based approaches due to their popularity and superiority among all collaborative filtering techniques [17]. Specifically, we study: (1) How to model the

Permission to make digital or hard copies of all or part of this work for personal or classroom use is granted without fee provided that copies are not made or distributed for profit or commercial advantage and that copies bear this notice and the full citation on the first page. Copyrights for components of this work owned by others than ACM must be honored. Abstracting with credit is permitted. To copy otherwise, or republish, to post on servers or to redistribute to lists, requires prior specific permission and/or a fee. Request permissions from [permissions@acm.org](mailto:permissions@acm.org).  
Conference'17, July 2017, Washington, DC, USA

© 2019 Association for Computing Machinery.  
ACM ISBN 978-x-xxxx-xxxx-x/YY/MM...\$15.00  
<https://doi.org/10.1145/nnnnnnn.nnnnnnn>

streaming recommender system with an updatable probabilistic process? (2) How to incorporate deep architectures into the probabilistic framework? (3) How to efficiently learn and update the joint framework with streaming Bayesian inference? Through answering these three questions, we propose a Coupled Variational Recurrent Collaborative Filtering (CVRCF) framework. CVRCF incorporates deep architectures into the traditional factorization-based model and encodes temporal relationships with a coupled variational gated recurrent network, which is optimized through sequential variational inference. The main contributions are summarized as follows:

- Propose a novel streaming recommender system CVRCF, which incorporates deep models and the general probabilistic framework for streaming recommendations;
- Build up a linkage between probabilistic process and deep factorization based model under a streaming setting with sequential variational inference leveraging a continues-time discrete-event cross RNN model;
- Empirically validate the effectiveness of CVRCF on different real-world datasets comparing with the state-of-the-art, explore the temporal drifting patterns learned from CVRCF, and analyze the model sensitivities.

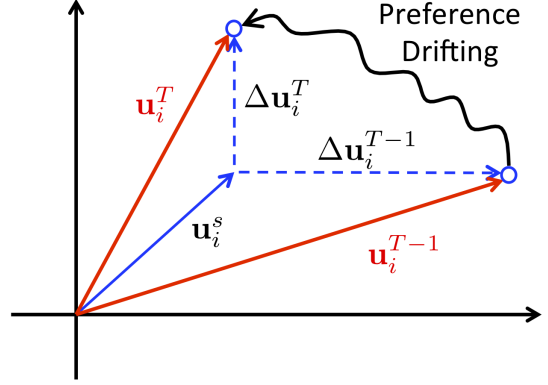
## 2 PRELIMINARIES

**Notations:** Before discussing the proposed framework CVRCF for streaming recommendations, we first introduce the mathematical notations. We consider the streaming interactions as a continues-time discrete-event process. Equipped with this viewpoint, we denote  $T \in \mathbb{N}$  as the discrete time step and the inputs of a streaming recommender system can be denoted as a list of user-item interactions  $\{x_{ij}^T\}$  with their occurrence time  $\{\tau_{ij}^T\}$ , where  $x_{ij}^T$  denotes the interaction event of the  $i^{\text{th}}$  user and the  $j^{\text{th}}$  item occurred between time step  $T - 1$  and  $T$ ,  $\tau_{ij}^T$  denotes the concrete time that  $x_{ij}^T$  occurs. The time interval between two consecutive time steps is called granularity, which does not need to be fixed in practice. All interactions arrived before the  $T^{\text{th}}$  time step are denoted as  $\{x_{ij}^{\leq T}\}$  (or  $\{x^{\leq T}\}$ ). Without loss of generality, interactions are regarded as ratings throughout this paper.

**Problem Statement:** Based on these notations, the streaming recommendation problem we studied in this paper is defined as: for any  $T = 1, 2, \dots$ , given the sequence of historical user-item interactions  $\{x_{ij}^{\leq T-1}\}$ , with the actual time information  $\{\tau_{ij}^{\leq T-1}\}$ , we aim at predicting the upcoming interactions  $\{x_{ij}^T\}$  in a streaming manner. The streaming manner here means that the model should be streamingly updatable. In another word, if we assume a model is achieved at  $T = k - 1$ , then at time  $T = k$ , the model should be able to update based only on the data acquired between time  $T = k - 1$  and  $T = k$ , i.e.,  $\{x_{ij}^k\}$ .

## 3 COUPLED VARIATIONAL RECURRENT COLLABORATIVE FILTERING

The core of CVRCF is a dynamic probabilistic factor-based model that consists of four components. The first two formulate the user-item interactions and temporal dynamics, respectively. Each of them incorporates a probabilistic skeleton induced by deep architectures. The third component is a sequential variational inference



**Figure 1: Temporal Drifting of the a User's Latent Factor on Two Consecutive time steps.**

algorithm, which provides an efficient optimization scheme for streaming updates. The last component allows us to generate rating predictions based on the up-to-date model.

### 3.1 Interaction Network

Factor-based models are widely adopted in recommendation modelings. They have shown a great success in multiple recommendation tasks [25]. Most of them follow the traditional matrix factorization setting, in which users and items are modeled as latent factors; and their interactions are defined as the linear combinations of these factors. However, such simple linear combinations are often insufficient to model complex user-item interactions [17]. Thus, we consider a deep probabilistic matrix factorization setting as follow

$$x_{ij}^T | \mathbf{u}_i^T, \mathbf{v}_j^T, \sigma_{i,j,T}^2 \sim \mathcal{N}(f_1(\mathbf{u}_i^T, \mathbf{v}_j^T), f_2(\mathbf{u}_i^T, \mathbf{v}_j^T, \sigma_{i,j,T}^2)), \quad (1)$$

where both  $f_1(\cdot)$  and  $f_2(\cdot)$  are represented by deep neural networks. We represent the latent vectors of user  $i$  and item  $j$  at time step  $T$  as  $\mathbf{u}_i^T$  and  $\mathbf{v}_j^T$ , respectively. The rating  $x_{ij}^T$  is modeled as a Gaussian random variable whose location and scale values are the output of the deep networks. The environmental noise  $\sigma_{i,j,T}^2$  could either be predefined as a hyperparameter [25] or jointly learned. It is worth pointing out that we assume the variance of  $x_{ij}^T$  depends on both the latent vectors and the environmental noises, which is slightly different from the conventional probabilistic setting [25].

### 3.2 Temporal Drifting Process

The temporal dynamics of a recommender system depend on the drifting of users' preferences and item popularities [9, 30]. A user's tastes for a certain type of items may change over time while the popularity of an item may also vary with time goes by. To capture the inherent dynamics, we intend to encode the drifting processes into user and item latent factors based on three hypotheses:

- We assume the latent factors of both user and item can be decomposed as the combination of a stationary term ( $\mathbf{u}_i^s$ ) and a dynamic term ( $\Delta \mathbf{u}_i^T$ ) [50]. The stationary factor captures the long-term preference, which varies slowly over time. The dynamic factor encodes the short-term changes, which evolves rapidly. An illustrative example is shown in

Figure 1, where a user’s dynamic factor evolves between two consecutive time steps, causing his preference drifted from  $\mathbf{u}_i^{T-1}$  to  $\mathbf{u}_i^T$ . We assume the two factors are independent of each other for simplicity.

- The dynamic factors of a user or an item follows a Markov process [5]. The intuition of using a Markov process comes from the observation that the changing of a user’s current preference could be highly affected by his former preference.
- The changing of latent factors of a particular user  $i$  (or item  $j$ ) between two consecutive time steps  $T-1$  and  $T$  depends on the time interval between the last events before these two time steps, which involves this user (or item), i.e.,  $\Delta\tau_{u,i}^T = \tau_{u,i}^T - \tau_{u,i}^{T-1}$ , where  $\tau_{u,i}^{T-1}$  and  $\tau_{u,i}^T$  denote the actual time of the two last interactions of user  $i$  before time step  $T-1$  and  $T$ , respectively. Intuitively, the longer the interval is, the larger the drifting may happen.  $\tau_{u,i}^T$  is defined to be equal to  $\tau_{u,i}^{T-1}$  if no interactions happens between time step  $T-1$  and  $T$ .

Upon these hypotheses, we model the evolution of hidden topics of a user (or an item), via spatiotemporal Gaussian priors, which is mathematically formulated as follows:

$$\begin{cases} \mathbf{u}_i^T = \mathbf{u}_i^s + \Delta\mathbf{u}_i^T, \\ \mathbf{u}_i^s \sim \mathcal{N}(\mathbf{0}, \sigma_U^2 \mathbf{I}), \\ \Delta\mathbf{u}_i^T | \Delta\mathbf{u}_i^{T-1} \sim \mathcal{N}(\boldsymbol{\mu}_{u,i,T}, \boldsymbol{\Sigma}_{u,i,T}). \end{cases} \quad (2)$$

It is worth pointing out that only the users, which have interactions between time  $T$  and  $T-1$ , need to be considered here while factors of users who do not have interactions are assumed to be unchanged till their next interaction happens. We place the zero-mean spherical Gaussian prior on the stationary factors [25], where  $\sigma_U$  denotes the scale hyperparameter. For dynamic factors, the kernel matrix  $\boldsymbol{\Sigma}_{u,i,T}$  is defined as a diagonal matrix here for simplicity, i.e.,  $\boldsymbol{\Sigma}_{u,i,T} \triangleq \text{diag}(\boldsymbol{\sigma}_{u,i,T}^2)$ . Motivated by the recent advances in deep kernel learning, which combines the non-parametric flexibility of kernel approaches with the structural properties of deep architectures [49], we further define the kernel as an output of a deep neural network  $f_3(\cdot)$  to enhance its generality, i.e.,  $\boldsymbol{\sigma}_{u,i,T}^2 = f_3(\Delta\mathbf{u}_i^{T-1}, \Delta\tau_{u,i}^T)$ .

Coping with the last two hypotheses, this spatiotemporal kernel takes  $\Delta\mathbf{u}_i^{T-1}$ , which represents the user’s dynamic preference at last time step, as a spatial effect to decide the drifting uncertainty and it is stationary for temporal effect, which means  $\boldsymbol{\Sigma}_{u,i,T}$  depends on the time interval  $\Delta\tau_{u,i}^T$  rather than the concrete time  $\tau_{u,i}^T$  and  $\tau_{u,i}^{T-1}$ . For a more unified representation, we can further define  $\boldsymbol{\mu}_{u,i,T} = f_4(\Delta\mathbf{u}_i^{T-1}, \Delta\tau_{u,i}^T)$ , where  $f_4(\cdot)$  denotes a predefined deep neural network. The definition of the whole drifting prior obeys the Markov property for the discrete events on the continues timeline, which implies that the current state depends only on the former state. It is also applicable to employ other state dependency correlations and network structures. Similar prior with corresponding notations is defined for items.

### 3.3 Deep Sequential Variational Inference

The third component of the CVRCF framework is the inference model. It composites the two former components with a sequential Bayesian skeleton and associates them with the last prediction component for streaming recommendations.

**3.3.1 Joint Distribution.** The joint distribution of all observations up to time  $T$  and the latent factors is defined as follows:

$$\begin{aligned} p(\mathbf{x}^{\leq T}, \mathbf{U}^{\leq T}, \mathbf{V}^{\leq T}) &= p(\mathbf{x}^{\leq T}, \mathbf{U}^s, \mathbf{V}^s, \Delta\mathbf{U}^{\leq T}, \Delta\mathbf{V}^{\leq T}) \\ &= p(\mathbf{x}^{\leq T}, \Delta\mathbf{U}^{\leq T}, \Delta\mathbf{V}^{\leq T} | \mathbf{U}^s, \mathbf{V}^s) p(\mathbf{U}^s) p(\mathbf{V}^s) \\ &= p(\mathbf{U}^s) p(\mathbf{V}^s) \left[ \prod_{t \leq T} p(\mathbf{x}^t | \mathbf{x}^{< t}, \Delta\mathbf{U}^{\leq t}, \Delta\mathbf{V}^{\leq t}, \mathbf{U}^s, \mathbf{V}^s) \right. \\ &\quad \left. \times p(\Delta\mathbf{U}^t, \Delta\mathbf{V}^t | \mathbf{x}^{< t}, \Delta\mathbf{U}^{< t}, \Delta\mathbf{V}^{< t}, \mathbf{U}^s, \mathbf{V}^s) \right], \end{aligned} \quad (3)$$

where  $\mathbf{U}$  and  $\mathbf{V}$  are the matrices of the latent factors for existing users and items.

Our goal is to infer the posterior distribution of latent factors for every  $t$ , i.e.,  $p(\mathbf{U}^t, \mathbf{V}^t | \mathbf{x}^{\leq t})$ ,  $\forall t \leq T$ . However, it is intractable for direct inferences based on the current model assumptions. To overcome this challenge, existing works usually focus on two types of approaches - Sequential Monte Carlo methods (SMC) [11] and Variational Inference methods (VI) [3]. The traditional sequential Bayesian updating usually uses SMC methods (*a.k.a.*, particle filtering) to deal with intractable target posterior distributions. Although this approach is very accurate when suitable proposal distributions and enough particle samples are presented, the sampling process is often too slow to apply to high dimensional and large-scale data [34]. On the other hands, the variational inference is much faster compared to SMC. However, the accuracy highly depends on the approximation distribution, especially in streaming settings [42]. Although there are hybrid models combine both algorithms together [15, 27], the computational complexity makes it prohibited for large-scale recommender systems. To trade-off the model scalability and accuracy, we consider the streaming variational inference framework [3] by leveraging deep neural networks as the variational approximator to obtain more flexible posteriors.

**3.3.2 Sequential Variational Inference Network.** Before introducing the deep architectures, we first assume the latent factors can be partitioned into independent units followed by the traditional mean-field approximation:

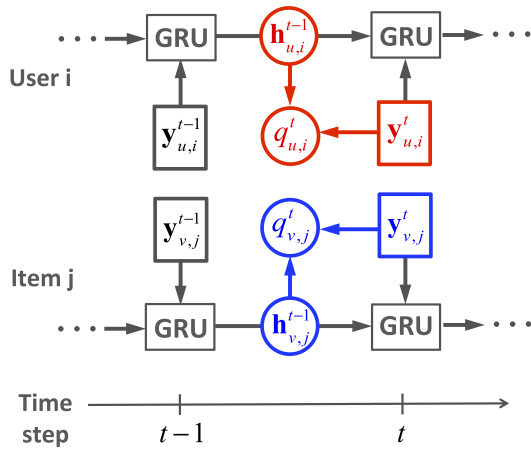
$$q(\Delta\mathbf{U}^{\leq T}, \Delta\mathbf{V}^{\leq T} | \mathbf{x}^{\leq T}, \mathbf{U}^s, \mathbf{V}^s) = q(\Delta\mathbf{U}^{\leq T} | \mathbf{x}^{\leq T}) q(\Delta\mathbf{V}^{\leq T} | \mathbf{x}^{\leq T}), \quad (4)$$

where  $q$  denotes the approximated variational posterior. Further, each user (or item) is placed by a Gaussian variational posterior as follows:

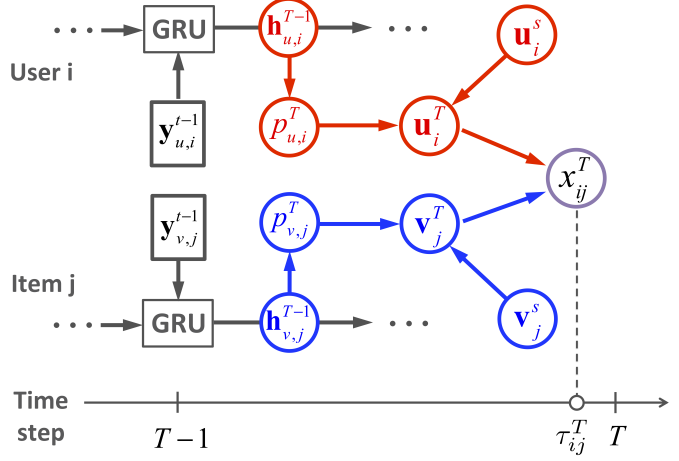
$$q(\Delta\mathbf{u}_i^t | \Delta\mathbf{u}_i^{t-1}, \mathbf{x}_i^{\leq t}) = \mathcal{N}(\boldsymbol{\mu}_{u,i,t}^*, \boldsymbol{\Sigma}_{u,i,t}^*), \forall 1 \leq t \leq T, \quad (5)$$

where  $\boldsymbol{\Sigma}_{u,i,t}$  is diagonal with the similar definition as the priors defined in Equ. (2).  $\mathbf{x}_i^{\leq t}$  denotes all the interactions related to user  $i$  before time step  $t$ .

To infer the variational posterior, we propose a Coupled Variational Gated Recurrent Network structure (CVGRN) leveraging two



(a) CVRCF sequential variational inference network.



(b) CVRCF prediction network.

Figure 2: Illustration of the inference and prediction networks of CVRCF.

variational Gated Recurrent Units (GRUs) for users and items, respectively. Figure 2(a) demonstrates the key idea of the proposed inference network. Blocks represent the inputs of two GRUs at different time steps.  $q_{u,i}^t$  and  $q_{v,j}^t$  represent the approximated posterior distribution  $q(\Delta \mathbf{u}_i^t | \Delta \mathbf{u}_i^{\leq t-1}, \mathbf{x}_i^{\leq t})$  and  $q(\Delta \mathbf{v}_j^t | \Delta \mathbf{v}_j^{\leq t-1}, \mathbf{x}_j^{\leq t})$ , which are inferred based on the GRUs output states  $\mathbf{h}_{u,i}^{t-1}$  and  $\mathbf{h}_{v,j}^{t-1}$  and the interactions related to user  $i$  and item  $j$  between time step  $t-1$  and  $t$ , i.e.,  $\{\mathbf{x}_i^t\}$  and  $\{\mathbf{x}_j^t\}$ . Specifically, assume a user and a movie interact with each other at time  $t$ . The red and blue blocks denote the inputs of the user chain and item chain at time step  $t$ , respectively, which are denoted as  $\mathbf{y}_{u,i}^t$  and  $\mathbf{y}_{v,j}^t$ . These two inputs are constructed based on user  $i$ 's or item  $j$ 's interactions between time steps  $t-1$  and  $t$ , respectively. For example,  $\mathbf{y}_{u,i}^t$  is defined as  $\mathbf{y}_{u,i}^t = [\mathbf{W}_u \cdot \mathbf{x}_{u,i}^t, \log(\Delta \tau_{u,i}^t), 1_{u,\text{new}}]$ , where  $\mathbf{x}_{u,i}^t$  denotes a sparse vector consisting of the ratings  $\{x_i^t\}$  given by user  $i$  in time interval  $\Delta \tau_{u,i}^t$ .  $\mathbf{W}_u$  is an embedding matrix, which is employed to reduce the length of GRUs inputs for alleviating intermediate data explosion.  $1_{u,\text{new}}$  indicates whether a user is a new user or not [50]. The log interval  $\log(\Delta \tau_{u,i}^t)$  is concatenated into the inputs to encode continues-time information [2]. Inferring  $q_{u,i}^t$  is equivalent to inferring  $\mu_{u,i,t}^*$  and  $\Sigma_{u,i,t}^*$  in Equ. (5), which are calculated as:  $[\mu_{u,i,t}^*, \Sigma_{u,i,t}^*] = f_5(\mathbf{h}_{u,i}^{t-1}, \mathbf{y}_{u,i}^t)$ .  $f_5$  is a deep neural network.

Since all of the users (or items) share the same RNN chain, the model size could be largely reduced. Moreover, to further reduce the number of latent variables, the conditioned prior distributions of the dynamic factors  $\Delta \mathbf{u}_i^t | \Delta \mathbf{u}_i^{t-1}$ , which is defined in Equ. (2), are assumed to be parameterized by the latent states, i.e.,  $[\mu_{u,i,t}, \Sigma_{u,i,t}] = [f_4(\mathbf{h}_{u,i}^{t-1}, \Delta \tau_{u,i}^t), f_3(\mathbf{h}_{u,i}^{t-1}, \Delta \tau_{u,i}^t)]$ . To further encode the temporal information, we exponentially decay the latent state variables at each time step [26] as  $\mathbf{h}_{u,i}^t \leftarrow \mathbf{h}_{u,i}^{t-1} \cdot e^{-\frac{\Delta \tau_{u,i}^t}{\lambda}}$ , where  $\lambda$  is a predefined decay rate.

**3.3.3 Objective Function.** Considering RNN as a graphical model, we leverage the conditionally independency between current latent state and future inputs, and have  $\mathbf{h}^t \perp\!\!\!\perp \mathbf{x}^{>t} | \mathbf{h}^{t-1}, \mathbf{x}^t$ . Then Equ. (4) could be written as:

$$\begin{aligned} & q(\Delta \mathbf{U}^{\leq T}, \Delta \mathbf{V}^{\leq T} | \mathbf{x}^{\leq T}, \mathbf{U}^s, \mathbf{V}^s) \\ &= \prod_{t \leq T} q(\Delta \mathbf{U}^t | \mathbf{x}^{\leq t}, \Delta \mathbf{U}^{<t}) q(\Delta \mathbf{V}^t | \mathbf{x}^{\leq t}, \Delta \mathbf{V}^{<t}). \end{aligned} \quad (6)$$

To obtain the objective function, we try to follow the traditional variational autoencoder to derive a variant variational lower bound. We start from the joint log likelihood and drive the objective function as follows:

$$\begin{aligned} & \log p(\mathbf{x}^{\leq T}, \mathbf{U}^s, \mathbf{V}^s) = \log p(\mathbf{x}^{\leq T} | \mathbf{U}^s, \mathbf{V}^s) + \log p(\mathbf{U}^s) + \log p(\mathbf{V}^s) \\ &= \int \log p(\mathbf{x}^{\leq T}, \Delta \mathbf{U}^{\leq T}, \Delta \mathbf{V}^{\leq T} | \mathbf{U}^s, \mathbf{V}^s) d\Delta \mathbf{U}^{\leq T} d\Delta \mathbf{V}^{\leq T} + \log p(\mathbf{U}^s) + \log p(\mathbf{V}^s) \\ &\geq \int q(\Delta \mathbf{U}^{\leq T}, \Delta \mathbf{V}^{\leq T} | \mathbf{x}^{\leq T}) \log \frac{p(\mathbf{x}^{\leq T}, \Delta \mathbf{U}^{\leq T}, \Delta \mathbf{V}^{\leq T} | \mathbf{U}^s, \mathbf{V}^s)}{q(\Delta \mathbf{U}^{\leq T}, \Delta \mathbf{V}^{\leq T} | \mathbf{x}^{\leq T})} d\Delta \mathbf{U}^{\leq T} d\Delta \mathbf{V}^{\leq T} \\ &+ \log p(\mathbf{U}^s) + \log p(\mathbf{V}^s) \\ &= \sum_{t \leq T} \left\{ E_{q(\Delta \mathbf{U}^t | \mathbf{x}^{\leq t}, \Delta \mathbf{U}^{<t}), q(\Delta \mathbf{V}^t | \mathbf{x}^{\leq t}, \Delta \mathbf{V}^{<t})} [\log p(\mathbf{x}^t | \mathbf{x}^{<t}, \mathbf{U}^{\leq t}, \mathbf{V}^{\leq t})] \right. \\ &- KL(q(\Delta \mathbf{U}^t | \mathbf{x}^{\leq t}, \Delta \mathbf{U}^{<t}) || p(\Delta \mathbf{U}^t | \Delta \mathbf{U}^{<t})) \\ &- KL(q(\Delta \mathbf{V}^t | \mathbf{x}^{\leq t}, \Delta \mathbf{V}^{<t}) || p(\Delta \mathbf{V}^t | \Delta \mathbf{V}^{<t})) \left. \right\} \\ &+ \log p(\mathbf{U}^s) + \log p(\mathbf{V}^s). \end{aligned} \quad (7)$$

To further simply the expression, we denote the probabilities  $q(\Delta \mathbf{U}^t | \mathbf{x}^{\leq t}, \Delta \mathbf{U}^{<t})$ ,  $q(\Delta \mathbf{V}^t | \mathbf{x}^{\leq t}, \Delta \mathbf{V}^{<t})$ ,  $p(\Delta \mathbf{U}^t | \Delta \mathbf{U}^{<t})$ ,  $p(\Delta \mathbf{V}^t | \Delta \mathbf{V}^{<t})$ , and  $p(\mathbf{x}^t | \mathbf{x}^{<t}, \mathbf{U}^{\leq t}, \mathbf{V}^{\leq t})$ , as  $q_{u,i}^t$ ,  $q_{v,j}^t$ ,  $p_{u,i}^t$ ,  $p_{v,j}^t$ , and  $p_{x,i,j}^t$ , respectively. Based on the former definitions, the objective function is defined as a timestep-wise variational lower bound as follows:

$$\begin{aligned} \mathcal{L} &= \sum_{t \leq T} \left\{ E_{q_{u,i}^t, q_{v,j}^t} [\log p_{x,i,j}^t] - KL(q_{u,i}^t || p_{u,i}^t) - KL(q_{v,j}^t || p_{v,j}^t) \right\} \\ &+ \log p(\mathbf{U}^s) + \log p(\mathbf{V}^s). \end{aligned} \quad (8)$$

**Table 1: Dataset statistics.**

	# of User	# of Items	Time Spanning	Granularities
MT	53, 275	30, 686	2013 ~ 2018	4 Weeks
ML-10M	71, 567	10, 681	1995 ~ 2009	2 Weeks
Netflix	480, 189	17, 700	1999 ~ 2006	2 Weeks

It is worth pointing out that the expectation term is calculated based on sampling, *i.e.*,  $\mathbb{E}_{q_{u,v}}[\log p_x^t] \simeq \frac{1}{L} \sum_{l=1}^L \log p(x^t | x^{<t}, \mathbf{U}^{\leq t, l}, \mathbf{V}^{\leq t, l})$ , where  $L$  is the number of samples we wish to use to estimate the quantity. We specifically set  $L = 1$  for every iteration in the implementation following the setting in conventional Variational Auto-Encoder [21] and adopt the reparameterization trick for feasible optimization.

As the rating sequence of each user or item could be infinite long under the streaming setting, which makes it infeasible to feed the whole sequences into the RNNs, this step-wise objective function allows us to truncate the sequences into multiple segmentations for a streaming inference. In another words, assume  $q_u^T, q_v^T, p_u^T, p_v^T, \mathbf{U}^s$  and  $\mathbf{V}^s$  are achieved at time step  $T$ , they could be treated as the prior distribution of the latent variables at time step  $T + 1$  and updated based on the new interactions  $\{x_{ij}^k\}$ , the CVRCF framework, and the following step-wise objective function:

$$\mathcal{L} = \left\{ \mathbb{E}_{q_u^{T+1}, q_v^{T+1}}[\log p_x^{T+1}] - \text{KL}(q_u^{T+1} || p_u^{T+1}) - \text{KL}(q_v^{T+1} || p_v^{T+1}) \right\} + \log p(\mathbf{U}^s) + \log p(\mathbf{V}^s). \quad (9)$$

It is worth pointing that as stated in Section 3.2, we assume the stationary factors  $\mathbf{U}^s$  and  $\mathbf{V}^s$  represent long-term users' preferences and item popularities. Thus, they should also be updated at each time-step. However, they remain the same between two consecutive time steps while the dynamic factors keep evolving.

### 3.4 Prediction Network

The prediction model is based on the generation model described in Figure 2(b). At any testing time between time steps  $T - 1$  and  $T$ , to predict a specific ratings of a user  $i$  to an item  $j$ , we first calculate the expectations of the current latent representations  $\mathbf{u}_i^T$  and  $\mathbf{v}_j^T$  based on the prior distributions  $p_{u,i}^T$  and  $p_{v,j}^T$ , and the stationary factors  $\mathbf{u}_i^s$  and  $\mathbf{v}_j^s$ . The ratings is then predicted based on the distribution parameterized by the interaction network in Equ. (1), *i.e.*,  $\mathbb{E}(x_{ij}^T | \cdot) = f_1(\mathbb{E}(\mathbf{u}_i^T), \mathbb{E}(\mathbf{v}_j^T))$ . Similarly, the variance could also be predicted as:  $V(x_{ij}^T | \cdot) = f_2(\mathbb{E}(\mathbf{u}_i^T), \mathbb{E}(\mathbf{v}_j^T), \sigma_{i,j,T}^2, \sigma_{i,j,T}^2)$ .  $\sigma_{i,j,T}^2$  is assumed to be learnable as a function of the hidden states  $\mathbf{h}_{u,i}^{T-1}$  and  $\mathbf{h}_{v,j}^{T-1}$  in our implementation.

## 4 EXPERIMENTS

In this section, we empirically evaluate the performance of CVRCF framework by analyzing three major aspects. **Q1**: What are the general performance of CVRCF compared with the other baselines? **Q2**: What are the temporal drifting dynamics of users and items we could learned? **Q3**: What are the sensitivities of the model to the key hyperparameters? The code of CVRCF is available at GitHub: <https://github.com/song3134/CVRCF>.

**Table 2: An overview of all experimental methods.**

Methods \ Categories	Streaming	Temporal Involved	Probabilistic	Deep
PMF			✓	
time-SVD++		✓		
sD-PMF	✓		✓	✓
sRRN	✓	✓		✓
sRec	✓	✓	✓	
CVRCF (proposed)	✓	✓	✓	✓

### 4.1 Datasets

Three widely-adopted benchmark datasets shown in Figure 1 are employed in our experiments. Detailed statistics of them are elaborated as follows:

- **MovieTweatings (MT) [10]**: It is a benchmark dataset consisting of movies ratings that were contained in well-structured tweets on Twitter. It contains 696, 531 ratings (0-10) provided by 53, 275 users to 30, 686 movies. All ratings are time-associated spanning from 02/28/2013 to 04/07/2018. The granularity is defined as four weeks.
- **MovieLens-10M (ML-10M) [14]**: It contains ten million ratings to 10, 681 movies by 71, 567 users spanning from 1995 to 2009. The granularity is defined as four weeks.
- **Netflix [28]**: The Netflix challenge dataset consists of 100 million ratings by 480, 189 users to 17, 700 movies from 1999 to 2006. The granularity is defined as two weeks.

### 4.2 Baselines

As our main focus is factorization-based approaches, five representative factorization-based baseline algorithms, including two batch algorithms and three streaming algorithms are selected for comparison from different perspectives shown in Table 2. Brief descriptions of these methods are listed as follows.

- **PMF [25]**: Probabilistic Matrix Factorization is a conventional recommendation algorithm, which does not consider temporal information.
- **TimeSVD++ [22]**: The temporal-envolved variation of the classical static factor-based algorithm SVD++. We implement it with Graphchi [23] C++ package.
- **sD-PMF**: A streaming version of the PMF model combined with the deep interaction network, which is employed in the CVRCF Framework. This model is used to test the effectiveness of the dynamic factors optimized with the RNN structure in CVRCF.
- **sRec [5]**: Streaming Recommender System is the state-of-the-art shallow dynamic recommendation model. It is a probabilistic factor-based model optimized with a recursive mean-field approximation.
- **sRRN [50]**: A streaming variation of Recurrent Recommender Network (RRN), which is a state-of-the-art deep heuristic streaming recommendation model.

**Table 3: The RMSE results on the three datasets.**

	Methods	Datasets		
		MT	ML-10M	Netflix
Batch	PMF	1.5723	0.8202	0.9421
	time-SVD++	1.4630	0.7985	0.9311
	sD-PMF	1.6170	0.9017	0.9992
Streaming	sRRN	1.5646	0.8003	0.9236
	sRec	1.4831	0.8121	0.9288
	CVRCF	1.4567	0.7831	0.9050

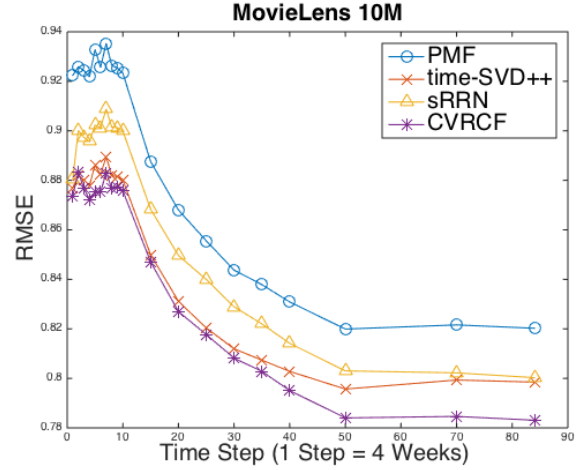
### 4.3 Experimental Setup

For each dataset, we segment the data along timeline into three parts with ratios 4 : 1 : 5 serving as training, validation, and testing sets, respectively.

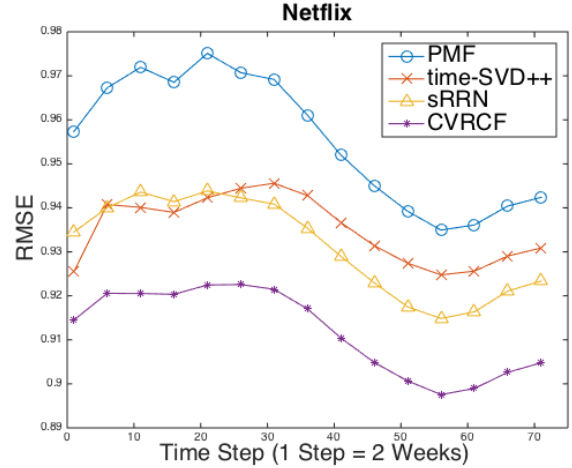
**4.3.1 Training Settings.** During the training phase, the training and validation sets serve as the historical datasets to decide the best hyperparameters for all methods. As each user or movie may have too many ratings, to reduce and memory and protect the feasible use of GRU structures, we truncate the training sequences along the timeline into batches for the user and movie chain, respectively. This will affect the RNN effectiveness to some extent, but by varying the number of training epoch, it does not have an obvious influence on the experimental results during our experiments. Moreover, to protect the stationary factor get faster trained, in each epoch, every truncated batch is processed with multiple iterations. The number of this iteration hyperparameter used in the training phase is set based on validation and will be further analyzed in hyperparameter analysis section.

**4.3.2 Testing Settings.** During the testing phase, at each time step  $t$ , the testing is first done to get the prediction of the upcoming ratings  $\{x^{t+1}\}$ , and then these ratings are assumed to arrive and be used to update the models. Different from dynamic methods, at each update, the static methods are reconstructed from scratch using all the previously arrived testing ratings including the training ratings, while the streaming models only employ the current-step arrived ratings for the current update. Based on this setting, no later data is used to predict any former data and no temporal overlapping is existed between each pair of testing intervals. Besides, for fair comparisons, at each testing step, only ratings for existing users and items are used for testing since some baselines (e.g., PMF and time-SVD++) cannot explicitly cope with new users and items. All the experimental results are the arithmetic average of ten different times runs to ensure the reliability. The performance is evaluated via the root mean square error (RMSE).

**4.3.3 Parameter Setting.** Settings of the hyperparameters for all the baselines follow the original papers, which result in their best performance. Hyperparameters in all the methods are selected based on cross-validation using the training and validation sets. For the static baselines PMF and timeSVD++, all of their regularization parameters are chosen over  $\{10^{-4}, 10^{-3}, \dots, 10^2\}$  and the sizes of their latent factors are chosen over  $\{20, 40, 60, 80, 100\}$ . For streaming methods, the size of the stationary factors for sRRN and CVRCF



(a) Testing RMSE changing curve on MovieLens-10M dataset.



(b) Testing RMSE changing curve on netflix dataset.

**Figure 3: Testing RMSE changing curve of four representative methods on ML-10M and Netflix datasets.**

are chosen to be 20 for all the datasets. The stationary factors for sD-PMF is chosen over  $\{20, 40, 60, 80, 100\}$ . The size of the dynamic factors of CVRCF is chosen to be 40 including the sizes of both mean and variance parameters. The size of the dynamic factors and the length of the RNN inputs for sRRN is chosen to be the same as CVRCF for fair comparisons. The size of the latent states ( $\mathbf{h}_u$  &  $\mathbf{h}_v$ ) of CVRCF is set to be 20 which is half of the length we used in sRRN. The exponential decay factors are set to be 1 week and 4 weeks for the user RNN and movie RNN, respectively. In the training phase, the truncation hyperparameters of all the RNN-based models are set to be 20, 20, and 10 weeks for the three datasets, respectively, to alleviate the intermediate data explosion.

### 4.4 General Evaluation Results

We first analyze the general performance of CVRCF model by comparing it with different categories of baselines based on the RMSE

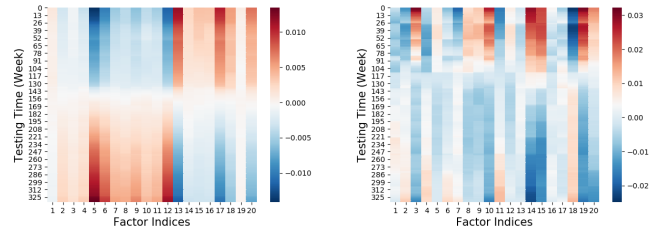
results shown in Table 3 and Figure 3. From Table 3, three conclusions could be drawn as follows. First, CVRCF outperforms all baselines on all datasets. Although time-SVD++ could achieve comparable performance on MT and ML-10M dataset, it has to be reconstructed from scratch using all of the historical data at each update. Second, CVRCF highly outperforms sD-PMF, which confirms the effectiveness of the dynamic factors employed in CVRCF for capturing the temporal relationships during the streaming process. Third, comparing with shallow probabilistic model sRec, CVRCF displays prominent improvement, which demonstrate the effectiveness of deep architectures in modeling complex drifting interactions.

To further analyze the time-varying pattern of each method and their performance consistency on different datasets, we display the RMSE changing curves of the four representative methods on two larger datasets ML-10M and Netflix in Figure 3. From the figure, we could observe that on each dataset the performance of all methods shows similar varying patterns and starting from the first testing step, CVRCF consistently achieves the best performance across two datasets with the evolving of the system. Since MovieLens-10M has the longest testing timeline among all three testing datasets, Figure 3(a) illustrates that CVRCF has stable effectiveness on the dataset with strong temporal relationships in long-term evaluation. By comparison, Netflix is a much larger dataset in terms of users and interactions. Results in Figure 3(b) confirms the superiority of the proposed method on large-scale datasets. Finally, as sRRN could be treated as an ablation method of CVRCF without the probabilistic component, the relative improvement of the proposed method on the general performance validates the effectiveness of combining probabilistic approach in capturing the prospective process of streaming data generation.

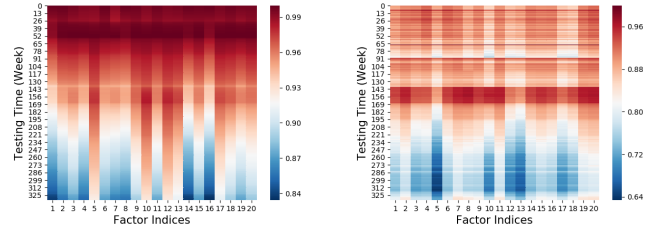
## 4.5 Evaluation of Temporal Dynamics

To analyze the temporal drifting dynamics learned from CVRCF, we visualize the learned latent factors including the location factors ( $\mathbf{u}_i^T$  and  $\mathbf{v}_j^T$ ) and uncertainty factors ( $\sigma_{u,i,T}$  and  $\sigma_{v,j,T}$ ). We conduct exploration on the ML-10M dataset and update the models every half a year during testing.

**4.5.1 Drifting of the Location Factors.** We first visualize the drifting of the average location factors  $\mathbf{u}_i^T$  and  $\mathbf{v}_j^T$  with heatmap shown in Figure 4(a). The X-axis denotes the index of the latent factors and the Y-axis denotes the timeline. Each factor is adjusted with centralization for joint visualization. From the figure, we could discover that the users' preference factors change more smoothly than movies' popularity factors, which display a block-wise changing patterns. As we update the model every half a year, the stationary factors of movies especially for the new movies are only updated or learned every half a year, which is consistent with the length of the blocks. Thus, the block-wise structure, which appears only on the movie factors, could be explained as: the movie drifting is more likely to be captured by the stationary factors, while the drifting pattern of the users is more likely to be captured by dynamic factors. Since the dynamic factors and stationary factors are defined to capture the short-term and long-term preference, respectively, the finding is also consistent with the fact that users preference usually change more frequently compared to movie popularities.



(a) Drifting of average location factors of users & movies.



(b) Drifting of variance factors of users & movies.

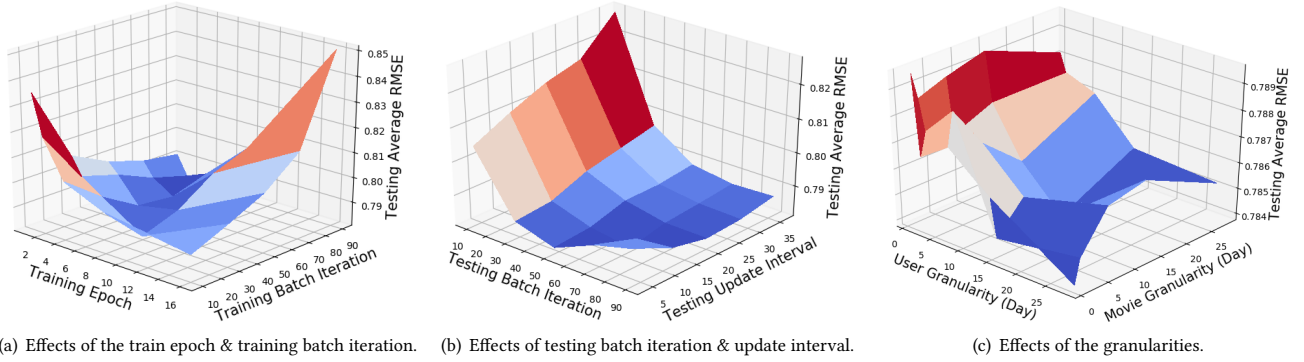
**Figure 4: Drifting of average latent factors learned from CVRCF on the ML-10M dataset.**

**4.5.2 Drifting of the Uncertainty Factors.** Figure 4(b) displays the drifting of the average uncertainty factors learned from CVRCF. Each column is first normalized with  $L_\infty$ -norm. There are two major observations we could find from Figure 4(b). From an overall perspective, with the evolving of the system, the variances of the learned dynamic factors decrease. This is because the incremental ratings provide more information for each user and item, and reduce the uncertainties of the whole system during the testing phase. From the local perspective, at some time steps, the variance of the latent factors are sharply increased and then slowly decreased. This is because, at some time steps, users and movies increase are dramatically. The cold-start problem introduced by the incremental users and items may raise the uncertainties of the system within a short time but would be alleviated with time goes by. In other words, although new users and items are continually enrolled, the number of ratings related to them could be deficient at first and then increasing over time.

## 4.6 Hyperparameter Sensitivity Analysis

Finally, we study the sensitivity of CVRCF to different hyperparameters using the ML-10M dataset. We pick five hyperparameters, which are the most influential ones in our experiments, and analyze their effects by coupling some of them. These pairwise effects are displayed in Figure 5.

**4.6.1 Training Epochs & Training Batch Iterations.** We first analyze the pairwise effects of the training epoch and the training batch iterations. Figure 5(a) shows that these two parameters highly affects the learning process and may cause overfitting or underfitting when the product of them are too large or too small. With the number of training batch iteration increasing, less epoch should be adopted to protect the testing effectiveness. This may be because: since the stationary factors are outside the RNNs and have high



**Figure 5: Analysis of five key hyperparameters on ML-10M datasets.**

degrees of freedom, they may get overtrained when the batch iteration is setting too large given fixed training epoch. Thus, early stopping should be employed via limiting the number of epochs to prevent the RNN structures not further learning effectively. On the contrary, insufficient batch iterations would limit the power of stationary factors in capturing long-term preferences.

**4.6.2 Testing Batch Iterations & Testing Update Interval.** Secondly, we focus on the testing phase and analyze the influence of the testing batch iterations and the length of the model updating interval. As shown in Figure 5(b), for a fixed testing update interval, with the increasing of the testing batch iterations, the testing performance first decreases and then increases. This might because: in the testing phase, new ratings, users, and items never stop to arrive. Insufficient testing batch iterations would highly affect the learning of latent factors especially for the stationary factors of new users or items. On the contrary, superfluous iterations would also lead to overfitting as in the training phase described above. Besides, with the enlarging of the testing update interval, ratings in each batch increase which requires more updating iterations under the same remaining settings.

**4.6.3 Granularities.** Finally, we explore the effect of the granularities. We assume the two granularities defined for users and movies could be different for a more general treatment. From Figure 5(c), we can see that although different granularities do affect the results, their influences are shown to be very trivial based on the scale of the Z-axis. Moreover, user granularity seems to have larger effects than movie granularity and its optimal value is shown to be lower than movie granularity. This may illustrate that the users’ preferences are varying more frequently than the items’ popularities.

## 5 RELATED WORK

**Streaming Recommender Systems.** Beyond traditional static settings, streaming recommender systems have attracted widespread concerns in coping with the high data velocity and their naturally incremental properties [1, 5]. Different from static time-aware models [12, 19, 20, 22, 48], which only take account of temporal dynamics without updating in an streaming fashion, streaming recommender systems dynamically encode temporal information and generate response instantaneously [6, 7, 36, 38]. Some existing works focus on extending classical memory-based recommendation

algorithms into online fashions to address the streaming challenges such as [4] and [41]. Besides memory-based methods, model-based methods [8, 9, 30] are becoming more and more popular in recent years, which conducts recommendation based on well-trained models rather than explicitly aggregating and prediction based on the similarity relationships. Diaz-Aviles et al. leverage the active learning strategy to sample and maintain a delicately designed reservoir, thus providing a pairwise matrix factorization approach for streaming recommendation. Chang et al. [5] exploit continuous Markov process (Brownian motion) to model the temporal drifting of users and items, which introduces a principled way to model data streams. Wang et al. [46] propose a streaming ranking-based framework based on Bayesian Personalized Ranking [29] to address the user interest drifting as well as system overload problem. Although many recent advances based on deep neural networks especially RNNs have been made to model streaming inputs and capture the complex temporal dynamics [2, 18, 50], most of them overlook the causality inherited in the data generation process, which is one of the main aspects considered in our framework via the deep Bayesian learning.

**Deep Recommender Systems.** Deep learning techniques have brought vast vitality and achieve dramatic improvement in recommender systems [52]. They have been adopted in various recommendation tasks as well as accommodating different data sources [13, 43, 50]. From the perspective of the general framework, deep recommender systems could be categorized into solely deep models, which conduct recommendations based only on deep frameworks [13, 17, 37]; and integration models, which integrate deep techniques with traditional recommender systems [43–45]. From the perspective of deep frameworks, these models could also be divided into: (1) single deep models, which are built upon single neural building blocks such as multi-layer perceptron [17], convolutional neural network [47], and recurrent neural network [50]; and (2) composite models, which are constructed with different deep learning techniques [51]. From the first viewpoint of deviation, the proposed framework could be categorized as an integration model, which combines and probabilistic recommender systems with deep learning models. It is also a hybrid deep models, which jointly incorporates RNN and MLP structures. The coupled variational inference structure also provides its’ uniqueness comparing to other streaming deep recommender systems.

## 6 CONCLUSION AND FUTURE WORK

In this paper, we focus on the recommendation problem under streaming setting and propose a deep streaming recommender system - CVRCF. CVRCF incorporates deep architectures into traditional factorization-based model and encodes the temporal relationship with Gaussian-Markov components. Standing upon the sequential variational inference, CVRCF is optimized leveraging a cross variational GRU network and could continually update under the streaming setting. By conducting experiments on various real-world benchmark datasets, we empirically validate the effectiveness of our proposed framework, explore the learned drifting patterns, and validate the stability of our framework. Future work will center on exploring different assumptions of stochastic processes of the dynamic factors and incorporate other deep learning structures, such as graph neural networks, into the proposed framework.

## 7 ACKNOWLEDGMENTS

The authors thank the anonymous reviewers for their helpful comments. This work is, in part, supported by DARPA under grant #W911NF-16-1-0565 and #FA8750-17-2-0116, and NSF under grant #IIS-1657196 and #IIS-1718840. The views and conclusions contained in this paper are those of the authors and should not be interpreted as representing any funding agencies.

## REFERENCES

- [1] Deepak Agarwal, Bee-Chung Chen, and Pradheep Elango. 2010. Fast online learning through offline initialization for time-sensitive recommendation. In *KDD*.
- [2] Alex Beutel, Paul Covington, Sagar Jain, Can Xu, Jia Li, Vince Gatto, and Ed H Chi. 2018. Latent Cross: Making Use of Context in Recurrent Recommender Systems. In *WSDM*.
- [3] Tamara Broderick, Nicholas Boyd, Andre Wibisono, Ashia C Wilson, and Michael I Jordan. 2013. Streaming variational bayes. In *NIPS*.
- [4] Badrish Chandramouli, Justin J Levandoski, Ahmed Eldawy, and Mohamed F Mokbel. 2011. StreamRec: a real-time recommender system. In *Proceedings of the 2011 ACM SIGMOD International Conference on Management of data*.
- [5] Shiyu Chang, Yang Zhang, Jiliang Tang, Dawei Yin, Yi Chang, Mark A Hasegawa-Johnson, and Thomas S Huang. 2017. Streaming recommender systems. In *WWW*.
- [6] Chen Chen, Hongzhi Yin, Junjie Yao, and Bin Cui. 2013. Terec: A temporal recommender system over tweet stream. *Proceedings of the VLDB Endowment* (2013).
- [7] Abhinandan S Das, Mayur Datar, Ashutosh Garg, and Shyam Rajaram. 2007. Google news personalization: scalable online collaborative filtering. In *WWW*.
- [8] Robin Devooght, Nicolas Kourtellis, and Amin Mantrach. 2015. Dynamic matrix factorization with priors on unknown values. In *SIGKDD*.
- [9] Ernesto Diaz-Aviles, Lucas Drumond, Lars Schmidt-Thieme, and Wolfgang Nejdl. 2012. Real-time top-n recommendation in social streams. In *Proceedings of the sixth ACM conference on Recommender systems*.
- [10] Simon Dooms. 2018. <https://github.com/sidooms/MovieTweets>. *Github* (2018).
- [11] Arnaud Doucet, Nando De Freitas, and Neil Gordon. 2001. An introduction to sequential Monte Carlo methods. In *Sequential Monte Carlo methods in practice*. Springer.
- [12] Nan Du, Yichen Wang, Niao He, Jimeng Sun, and Le Song. 2015. Time-sensitive recommendation from recurrent user activities. In *NIPS*.
- [13] Yuyun Gong and Qi Zhang. 2016. Hashtag Recommendation Using Attention-Based Convolutional Neural Network. In *IJCAI*.
- [14] GroupLens. 2018. <http://movielens.umn.edu>. (2018).
- [15] Shixiang Gu, Zoubin Ghahramani, and Richard E Turner. 2015. Neural adaptive sequential monte carlo. In *NIPS*.
- [16] Kilol Gupta, Mukund Yelanhanka Raghuprasad, and Pankhuri Kumar. 2018. A Hybrid Variational Autoencoder for Collaborative Filtering. *arXiv preprint arXiv:1808.01006* (2018).
- [17] Xiangnan He, Lizi Liao, Hanwang Zhang, Liqiang Nie, Xia Hu, and Tat-Seng Chua. 2017. Neural collaborative filtering. In *WWW*.
- [18] Balázs Hidasi, Alexandros Karatzoglou, Linas Baltrunas, and Domonkos Tikk. 2015. Session-based recommendations with recurrent neural networks. *arXiv preprint arXiv:1511.06939* (2015).
- [19] Seyed Abbas Hosseini, Keivan Alizadeh, Ali Khodadadi, Ali Arabzadeh, Mehrdad Farajtabar, Hongyuan Zha, and Hamid R Rabiee. 2017. Recurrent poisson factorization for temporal recommendation. In *KDD*.
- [20] Komal Kapoor, Karthik Subbian, Jaideep Srivastava, and Paul Schrater. 2015. Just in time recommendations: Modeling the dynamics of boredom in activity streams. In *WSDM*.
- [21] Diederik P Kingma and Max Welling. 2014. Auto-encoding variational bayes. In *ICLR*.
- [22] Yehuda Koren. 2010. Collaborative filtering with temporal dynamics. *Commun. ACM* (2010).
- [23] Aapo Kyrola, Guy E Blelloch, and Carlos Guestrin. 2012. Graphchi: Large-scale graph computation on just a pc. In *USENIX*.
- [24] Xiaopeng Li and James She. 2017. Collaborative variational autoencoder for recommender systems. In *KDD*.
- [25] Andriy Mnih and Ruslan R Salakhutdinov. 2008. Probabilistic matrix factorization. In *NIPS*.
- [26] Michael C Mozer, Denis Kazakov, and Robert V Lindsey. 2017. Discrete Event, Continuous Time RNNs. *arXiv preprint arXiv:1710.04110* (2017).
- [27] Christian A Naesseth, Scott W Linderman, Rajesh Ranganath, and David M Blei. 2017. Variational Sequential Monte Carlo. In *AISTATS*.
- [28] Netflix. 2009. <https://kaggle.com/netflix-inc/netflix-prize-data/data>. *Kaggle* (2009).
- [29] Steffen Rendle, Christoph Freudenthaler, Zeno Gantner, and Lars Schmidt-Thieme. 2009. BPR: Bayesian personalized ranking from implicit feedback. In *UAI*.
- [30] Steffen Rendle and Lars Schmidt-Thieme. 2008. Online-updating regularized kernel matrix factorization models for large-scale recommender systems. In *Proceedings of the 2008 ACM conference on Recommender systems*.
- [31] Paul Resnick and Hal R Varian. 1997. Recommender systems. *Commun. ACM* (1997).
- [32] Francesco Ricci, Lior Rokach, and Bracha Shapira. 2011. Introduction to recommender systems handbook. In *Recommender systems handbook*. Springer.
- [33] Naveen Sachdeva, Giuseppe Manco, Ettore Ritacco, and Vikram Pudi. 2019. Variational Sequential Autoencoders for Collaborative Filtering. In *WSDM*.
- [34] Ardavan Saeedi, Tejas D Kulkarni, Vikash K Mansinghka, and Samuel J Gershman. 2017. Variational particle approximations. *JMLR* (2017).
- [35] Jiaxin Shi, Jianfei Chen, Jun Zhu, Shengyang Sun, Yucen Luo, Yihong Gu, and Yuhao Zhou. 2017. ZhuSuan: A Library for Bayesian Deep Learning. *arXiv preprint arXiv:1709.05870* (2017).
- [36] Qingquan Song, Xiao Huang, Hancheng Ge, James Caverlee, and Xia Hu. 2017. Multi-aspect streaming tensor completion. In *KDD*.
- [37] Yang Song, Ali Mamdouh Elkahky, and Xiaodong He. 2016. Multi-rate deep learning for temporal recommendation. In *SIGIR*.
- [38] Yang Song, Ziming Zhuang, Huajing Li, Qiankun Zhao, Jia Li, Wang-Chien Lee, and C Lee Giles. 2008. Real-time automatic tag recommendation. In *SIGIR*.
- [39] Statista. 2018. <http://www.zephoria.com/top-15-valuable-facebook-statistics/>. *Top 20 valuable Facebook statistics* (2018).
- [40] Statista. 2018. [wordstream.com/blog/ws/2017/01/05/social-media-marketing-statistics](http://wordstream.com/blog/ws/2017/01/05/social-media-marketing-statistics). *40 Essential Social Media Marketing Statistics for 2018* (2018).
- [41] Karthik Subbian, Charu Aggarwal, and Kshiteesh Hegde. 2016. Recommendations for streaming data. In *CIKM*.
- [42] Richard E Turner and Maneesh Sahani. 2011. Two problems with variational expectation maximisation for time-series models. *Bayesian Time series models* (2011).
- [43] Aaron Van den Oord, Sander Dieleman, and Benjamin Schrauwen. 2013. Deep content-based music recommendation. In *NIPS*.
- [44] Hao Wang, Shi Xingjian, and Dit-Yan Yeung. 2016. Collaborative recurrent autoencoder: recommend while learning to fill in the blanks. In *NIPS*.
- [45] Suhang Wang, Yilin Wang, Jiliang Tang, Kai Shu, Suhas Ranganath, and Huan Liu. 2017. What your images reveal: Exploiting visual contents for point-of-interest recommendation. In *WWW*.
- [46] Weiqing Wang, Hongzhi Yin, Zi Huang, Qinyong Wang, Xingzhong Du, and Quoc Viet Hung Nguyen. 2018. Streaming Ranking Based Recommender Systems. In *SIGIR*.
- [47] Xuejian Wang, Lantao Yu, Kan Ren, Guanyu Tao, Weinan Zhang, Yong Yu, and Jun Wang. 2017. Dynamic attention deep model for article recommendation by learning human editors' demonstration. In *SIGKDD*.
- [48] Yichen Wang, Nan Du, Rakshit Trivedi, and Le Song. 2016. Coevolutionary latent feature processes for continuous-time user-item interactions. In *NIPS*.
- [49] Andrew Gordon Wilson, Zhiting Hu, Ruslan Salakhutdinov, and Eric P Xing. 2016. Deep kernel learning. In *Artificial Intelligence and Statistics*.
- [50] Chao-Yuan Wu, Amr Ahmed, Alex Beutel, Alexander J Smola, and How Jing. 2017. Recurrent recommender networks. In *WSDM*.
- [51] Fuzheng Zhang, Nicholas Jing Yuan, Defu Lian, Xing Xie, and Wei-Ying Ma. 2016. Collaborative knowledge base embedding for recommender systems. In *KDD*.
- [52] Shuai Zhang, Lina Yao, and Aixin Sun. 2017. Deep learning based recommender system: A survey and new perspectives. *arXiv preprint arXiv:1707.07435* (2017).