

Rethinking Trajectory Evaluation for SLAM: a Probabilistic, Continuous-Time Approach

Zichao Zhang, Davide Scaramuzza

Abstract—Despite the existence of different error metrics for trajectory evaluation in SLAM, their theoretical justifications and connections are rarely studied, and few methods handle temporal association properly. In this work, we propose to formulate the trajectory evaluation problem in a probabilistic, continuous-time framework. By modeling the groundtruth as random variables, the concepts of absolute and relative error are generalized to be likelihood. Moreover, the groundtruth is represented as a piecewise Gaussian Process in continuous-time. Within this framework, we are able to establish theoretical connections between relative and absolute error metrics and handle temporal association in a principled manner.

I. INTRODUCTION

Visual(-inertial) odometry (VO/VIO) and simultaneous localization and mapping (SLAM) are important building blocks in robotic systems, as they provide accurate state estimate for other tasks, such as control and planning. To benchmark such algorithms, the most used method is to evaluate the estimated trajectory (i.e., timestamped pose series) with respect to the groundtruth.

The central task for trajectory evaluation is to summarize certain metrics from the estimate and the groundtruth to indicate the performance. There are many established evaluation methods, most notably the absolute trajectory error (ATE) [1] and the relative error (RE) [2]. While these methods are widely used in practice and can be indicative of the performance, there are still many open problems. Specifically, in this paper, we are interested in the following:

- 1) It is well known that different metrics reflect different properties of estimate [3]. However, the connection between them is not clear. Indeed, it is observed in practice that relative and absolute errors are often highly correlated (e.g., [1]), but no theoretical proof has been proposed before.
- 2) Almost all the existing methods assume perfect temporal correspondences or adopt a naive matching strategy. For example, to find the corresponding groundtruth of the estimate at time t , most tools simply use the closest groundtruth, which is only acceptable when the groundtruth is of sufficiently high temporal resolution. There is no principled method currently to take into consideration of the imperfect temporal association, which can in practice have an impact for low rate groundtruth providers or missing data.

In this work, we propose to formulate the trajectory evaluation in a probabilistic, continuous-time framework. First, instead of considering the groundtruth as deterministic values, we model it as random variables and thus generalize the concepts of absolute and relative error as likelihood. While this step seems trivial (e.g., sum of squared error is simply the likelihood from Gaussian uncertainties), this allows us to draw connection between relative and absolute error (Section III). Second, to reason about temporal association in a principled manner, we propose to use Gaussian Process (GP) to represent the groundtruth. As a probabilistic and continuous-time representation, GP reports uncertainty for any query time, which, for example, gives higher uncertainties for query times far away from the actual groundtruth samples. In this way, the effect of imperfect temporal association can be handled elegantly, which is not possible with many other continuous-time representations, such as polynomials.

It is well known that the trajectory evaluation problem is mainly complicated by the unobservable degrees-of-freedom (DoFs) in the estimator [3], and thus is specific to different sensing modalities. For simplicity, throughout the paper, we present the framework for trajectory estimates with unknown rigid-body transformations (e.g., stereo or RGB-D sensors). However, our method can be adapted to other interesting setups (monocular, visual-inertial) in future work.

A. Contributions and Outline

The contributions of this work are:

- we provide the first theoretical proof that draws connection between relative and absolute error.
- the proposed probabilistic, continuous-time framework is the first that is able to handle temporal association properly.

The rest of the paper is structured as follows. In Section II, we formulate the evaluation problem of interest and introduce essential notations. In Section III, the generalized versions of RE and ATE are derived with the probabilistic modeling of the groundtruth, and the connection between them are presented. In Section IV, we show how to represent the groundtruth as a Gaussian process on SE(3). Finally, we conclude the paper and discuss future work in Section V.

II. THE TRAJECTORY EVALUATION PROBLEM

A. Notations

In this work, we are interested in evaluating the estimate consisting of 6 DoF poses, which is mostly common for

VO/VIO/SLAM setups. We parameterize a 6 DoF pose as an element (a 4×4 matrix) in matrix Lie group $\text{SE}(3)$, denoted as T . As for the subscripts, $T_{a,b}$ denotes the pose of frame b with respect to frame a (expressed in frame a).

To express the uncertainty associated with T , we adopt the method in [4] to define distributions directly on the corresponding lie algebra $\mathfrak{se}(3)$. Basically, to represent a stochastic pose T' , we use a deterministic pose T and a random variable $\xi \in \mathbb{R}^6$. The stochastic pose is then

$$T' = T \exp(\xi^\wedge) \triangleq T \text{Exp}(\xi), \quad (1)$$

where $\exp(\cdot)$ is the exponential map of $\text{SE}(3)$. For a Gaussian distribution $\xi \sim \mathcal{N}(\mathbf{0}, \Sigma)$, we can write $T' \sim \mathcal{N}_{T'}(T, \Sigma)$.

We will also heavily use the adjoint in $\text{SE}(3)$, denoted as Ad_T (a 6×6 matrix), and some useful identities that will be used are:

$$T \text{Exp}(\xi) = \text{Exp}(\text{Ad}_T \xi) T, \quad (2)$$

$$\det |\text{Ad}_T| = 1, \quad (3)$$

$$\text{Ad}_{T_1} \text{Ad}_{T_2} = \text{Ad}_{T_1 T_2}, \quad (4)$$

and (4) also entails $(\text{Ad}_T)^{-1} = \text{Ad}_{T^{-1}}$ by setting $T_1 = T_2^{-1}$.

B. Estimate, Groundtruth and Evaluation

Technically speaking, a trajectory is a continuous function that maps from time to the state of interest (e.g., 6 DoF pose, velocity). In practice, we usually only have access to a limited number of samples from this continuous function. Therefore, we can write the groundtruth and the estimate as

$$\bar{X} = \{\bar{T}_i\}_{i=1}^N, \quad \bar{\tau} = \{\bar{t}_i\}_{i=1}^N \quad (5)$$

$$X = \{T_i\}_{i=1}^M, \quad \tau = \{t_i\}_{i=1}^M. \quad (6)$$

Note that the times for the groundtruth and estimate $\bar{\tau}$ and τ are not necessarily the same. For the case of perfect temporal association, we should have $\forall t_i \in \tau, \exists \bar{t}_{k_i} \in \bar{\tau} : \bar{t}_{k_i} = t_i$, where k_i is the index of the matching groundtruth for t_i . In addition, we intentionally associate uncertainties with the groundtruth:

$$\bar{\Lambda} = \{\bar{\Sigma}_i\}_{i=1}^N \text{ where } \bar{T}'_i \sim \mathcal{N}_{\bar{T}'_i}(\bar{T}_i, \bar{\Sigma}_i). \quad (7)$$

One may argue that the uncertainties in the groundtruth are negligible. While it is usually true for a single pose, we will see later that introducing uncertainties to groundtruth allows us to formulate the relative error in a more principled manner (Section III-A) and handle imperfect temporal association elegantly (Section IV).

With (5), (6) and (7) containing all the information about the estimated and groundtruth trajectories, a general performance metric should be a function of the form

$$f(\bar{X}, \bar{\Lambda}, \bar{\tau}, X, \tau). \quad (8)$$

The evaluation problem is about designing such a performance metric. Next, we will generalize the concepts of ATE and RE with the aforementioned notations.

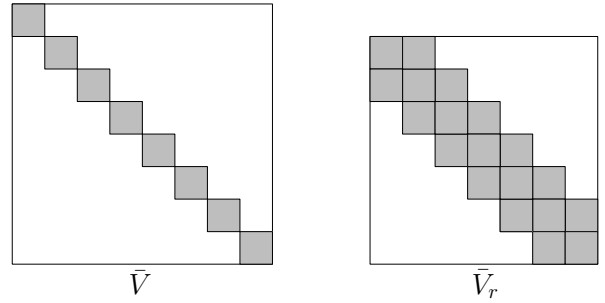


Fig. 1: Block patterns of the covariance of groundtruth \bar{X} and relative groundtruth \bar{X}_r . Note that the relative poses $\bar{T}_{i,i+1}$ in \bar{X} are actually correlated, as captured by the off-diagonal blocks in \bar{V}_r .

III. GENERALIZED RELATIVE AND ABSOLUTE ERROR

In this section, we derive the counterparts of the commonly used RE and ATE from a probabilistic perspective, which can be seen as the generalized versions of them. We assume perfect temporal association in this section, and the general case is handled in Section IV. To avoid the cluttering of subscripts, we denote the *corresponding groundtruth and estimate* as

$$\bar{X} = \{\bar{T}_i\}_{i=1}^M, \quad \bar{\Lambda} = \{\bar{\Sigma}_i\}_{i=1}^M; \quad X = \{T_i\}_{i=1}^M. \quad (9)$$

A. Generalized Relative Error

The basic idea of RE is to perform evaluation on the relative poses between pose pairs, and in this way, the ambiguity of the absolute reference frame is removed. Here we consider the relative poses of consecutive estimated poses. To put it formally, we have the relative poses as

$$\bar{X}_r = \{\bar{T}_i^{-1} \bar{T}_{i+1}\}_{i=1}^{M-1} = \{\bar{T}_{i,i+1}\}_{i=1}^{M-1}, \quad (10)$$

$$X_r = \{T_i^{-1} T_{i+1}\}_{i=1}^{M-1} = \{T_{i,i+1}\}_{i=1}^{M-1}. \quad (11)$$

Since we treat the groundtruth as stochastic variables, its covariance also need to be considered. For the stochastic poses \bar{T}'_i and \bar{T}'_{i+1}

$$\begin{aligned} \bar{T}'_{i,i+1} &= (\bar{T}'_i)^{-1} \bar{T}'_{i+1} = (\bar{T}_i \text{Exp}(\xi_i))^{-1} \bar{T}_{i+1} \text{Exp}(\xi_{i+1}) \\ &\stackrel{(2)}{=} \bar{T}_{i,i+1} \text{Exp}(-\bar{A}_{i,i+1} \xi_i) \text{Exp}(\xi_{i+1}), \end{aligned} \quad (12)$$

where $\bar{A}_{i,j} \triangleq \text{Ad}_{\bar{T}_{i,j}}$ is the adjoint map of $\text{SE}(3)$. Then the random variable $\xi_{i,i+1}$ satisfies

$$\text{Exp}(\xi_{i,i+1}) = \text{Exp}(-\bar{A}_{i,i+1} \xi_i) \text{Exp}(\xi_{i+1}), \quad (13)$$

and $\xi_{i,i+1}$ can be expressed as infinite series using Baker-Campbell-Hausdorff (BCH) formula [4]. Since both ξ_i and ξ_{i+1} are small (i.e., the groundtruth is usually of high accuracy), we are justified to keep the first-order terms

$$\xi_{i,i+1} \simeq -\bar{A}_{i,i+1} \xi_i + \xi_{i+1}. \quad (14)$$

Stacking $\{\xi_i\}_{i=1}^M$ and $\{\xi_{i,i+1}\}_{i=1}^{M-1}$ as column vectors σ and σ_r , we can write (14) collectively $\sigma_r = Q\sigma$. Since $\sigma \sim \mathcal{N}_\sigma(0, \bar{V})$ with $\bar{V} = \text{diag}(\bar{\Sigma}_i)$, we have [5, p. 41]

$$\sigma_r \sim \mathcal{N}_{\sigma_r}(0, Q\bar{V}Q^\top) = \mathcal{N}_{\sigma_r}(0, \bar{V}_r), \quad (15)$$

where the block patterns in \bar{V} and \bar{V}_r are shown in Fig. 1.

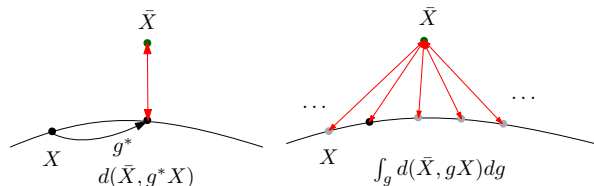


Fig. 2: Illustration of conventional ATE and the generalized absolute error. The curve denote all the estimate that is equivalent to X due to the unobservable DoFs [3]. **Left**: in commonly used ATE, an optimal alignment transformation is first calculated, and the error is computed between the groundtruth and the transformed trajectory. **Right**: we propose to integrate over the equivalent parameters to eliminate the need of specifying a certain alignment transformation.

With (10), (11) and (15), we can now represent the error between X_r and \bar{X}_r as the probability $p(X_r|\bar{X}_r)$. We first calculate the difference in the relative poses \mathbf{e}_r , which is a column vector stacked up by

$$\mathbf{e}_i \triangleq \text{Log}(\bar{\mathbf{T}}_{i,i+1})^{-1} \mathbf{T}_{i,i+1}; \quad (16)$$

then the probability of the estimate given the groundtruth, which is our *generalized relative error*, is

$$P_{\text{RE}}(X|\bar{X}, \bar{\Lambda}) = \mathcal{N}_{\mathbf{e}_r}(0, \bar{V}_r). \quad (17)$$

It is worth noting that, from (14), we can see that there is actually correlation between $\boldsymbol{\xi}_{i-1,i}$ and $\boldsymbol{\xi}_{i,i+1}$, which is captured by the off-diagonal blocks in \bar{V}_r (Fig. 1).

B. Generalized Absolute Error

Instead of eliminating the unknown transformation/reference frame g by using the relative poses, ATE tries to find an optimal alignment transformation g^* (usually in terms of position errors) first and then use it to calculate error metrics (in the world frame). The approach is inherently problematic due to the fact that g^* is calculated from the estimate and then used in turn to evaluate the estimate. In a probabilistic notation, the commonly used ATE is actually

$$p(X|\bar{X}, g)|_{g=g^*}, \quad (18)$$

and worse still, the optimal g^* is also not well-defined.

Can we get rid of g in calculating the absolute error? Looking at (18), a straightforward idea is to marginalize g . At first thought, marginalization seems to lose the information about the reference frame. However, from the perspective of an estimator (whose performance we want to evaluate), there is simply *no information* about the unobservable DoFs. Therefore, we propose to marginalize g in (18) to get the *generalized absolute error*, as illustrated in Fig. 2.

In our setup, g is a rigid-body transformation parameterized as an element in $\text{SE}(3)$. Similar to [4], we integrate exponential coordinates $\boldsymbol{\xi}_g \in \mathbb{R}^6$ directly :

$$L_{\text{AE}}(X|\bar{X}, \bar{\Lambda}) = \int_{\mathbb{R}^6} \prod_{i=1}^M \mathcal{N}_{\mathbf{e}_i}(0, \bar{\Sigma}_i) d\boldsymbol{\xi}_g, \quad (19)$$

where \mathbf{e}_i is the difference for each pose

$$\mathbf{e}_i = \text{Log}(\bar{\mathbf{T}}_i^{-1} g \mathbf{T}_i) = \text{Log}(\bar{\mathbf{T}}_i^{-1} \text{Exp}(\boldsymbol{\xi}_g) \mathbf{T}_i). \quad (20)$$

Note that we are using a noninformative prior [6, p. 117], namely $p(\boldsymbol{\xi}_g) = 1, \forall \boldsymbol{\xi}_g \in \mathbb{R}^6$, in (19), which is not a proper distribution. This means that L_{AE} is *not* a valid PDF of the estimate X any more.

Unfortunately, (19) is non-trivial to calculate analytically. \mathbf{e}_i in (20) can be written as infinite series (BCH formula). But since we are considering $\boldsymbol{\xi}_g \in \mathbb{R}^6$ (i.e., not necessarily small), we cannot keep the first-order terms only. However, by examining the first-order terms, we are able to draw connections between (17) and (19).

C. Connection between Absolute and Relative Error

Conventional ATE and RE reason about estimation error in completely different ways. However, it is usually observed that they are strongly correlated [1]. With our probabilistic setup, it is actually possible to establish the connection between generalized absolute and relative error theoretically.

Starting from the generalized absolute error (19), without loss of generality, we assume that $\bar{\mathbf{T}}_1 = \mathbf{T}_1$. The reason is that we can always find a $\Delta \mathbf{T}$ such that $\bar{\mathbf{T}}_1 = \hat{\mathbf{T}}_1 \triangleq \Delta \mathbf{T} \cdot \mathbf{T}_1$, and using $\hat{\mathbf{T}}_1$ for evaluation should give the same error metric as \mathbf{T}_1 , since they are equivalent estimate [3]. Under this assumption, (20) can be simplified for the first pose as

$$\boldsymbol{\epsilon}_1 = \text{Log}(\text{Exp}(\bar{A}_1^{-1} \boldsymbol{\xi}_g) \bar{\mathbf{T}}_1^{-1} \mathbf{T}_i) = \bar{A}_1^{-1} \boldsymbol{\xi}_g, \quad (21)$$

which also gives

$$d\boldsymbol{\epsilon}_1 = \det |\bar{A}_1^{-1}| d\boldsymbol{\xi}_g \stackrel{(3)}{=} d\boldsymbol{\xi}_g. \quad (22)$$

We then further write the rest of the PDFs (i.e., $i > 1$) in (19) in terms of $\boldsymbol{\epsilon}_1$ by repeatedly applying (2) and (4) and keeping the first-order terms in BCH formula. For instance, for the second pose:

$$\begin{aligned} \boldsymbol{\epsilon}_2 &= \text{Log}(\bar{\mathbf{T}}_{12}^{-1} \underbrace{\bar{\mathbf{T}}_1^{-1} \text{Exp}(g) \mathbf{T}_1}_{\boldsymbol{\epsilon}_1} \mathbf{T}_{12}) \\ &= \text{Log}(\text{Exp}(\bar{A}_{21} \boldsymbol{\epsilon}_1) \bar{\mathbf{T}}_{12}^{-1} \mathbf{T}_{12}) \simeq \bar{A}_{21} \boldsymbol{\epsilon}_1 + \mathbf{e}_1. \end{aligned}$$

And in general, for $h \in [1, M]$

$$\boldsymbol{\epsilon}_h \simeq \bar{A}_{h1} \boldsymbol{\epsilon}_1 + \bar{A}_{h2} \mathbf{e}_1 + \cdots + \bar{A}_{h,h-1} \mathbf{e}_{h-2} + \mathbf{e}_{h-1}, \quad (23)$$

where \mathbf{e}_i is the relative difference defined in (16). With the approximation (23), the individual Gaussian PDF can be written in terms of $\boldsymbol{\epsilon}_1$ as [5, p. 41]

$$\mathcal{N}_{\boldsymbol{\epsilon}_h}(0, \bar{\Sigma}_h) \simeq \frac{1}{\det |\bar{A}_{h1}|} \mathcal{N}_{\boldsymbol{\epsilon}_1}(\boldsymbol{\mu}_h, V_h) = \mathcal{N}_{\boldsymbol{\epsilon}_1}(\boldsymbol{\mu}_h, V_h), \quad (24)$$

where $\boldsymbol{\mu}_1 = \mathbf{0}, V_1 = \bar{\Sigma}_1$ and for $h = 2, 3, \dots, M$:

$$\boldsymbol{\mu}_h = -\bar{A}_{12} \mathbf{e}_1 - \bar{A}_{13} \mathbf{e}_2 - \cdots - \bar{A}_{1h} \mathbf{e}_{h-1} \quad (25)$$

$$V_h = \bar{A}_{1h} \bar{\Sigma}_h \bar{A}_{1h}^T. \quad (26)$$

Finally, plugging (22) and (24) into (19), we have the following approximation

$$L_{\text{AE}} \simeq \tilde{L}_{\text{AE}} = \int_{\mathbb{R}^6} \prod_{i=1}^M \mathcal{N}_{\boldsymbol{\epsilon}_i}(\boldsymbol{\mu}_h, V_h) d\boldsymbol{\epsilon}_1. \quad (27)$$

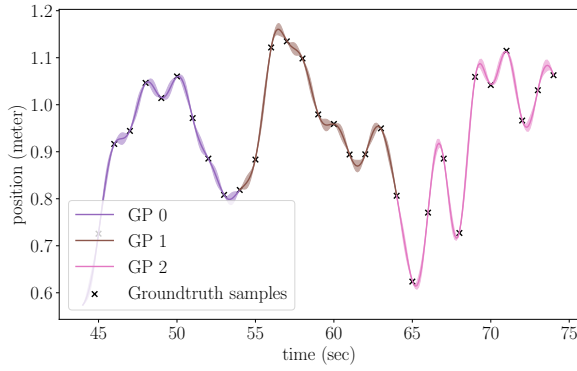


Fig. 3: Example of using a piecewise Gaussian process to represent groundtruth. In this example, three GPs are used to represent a position component. The shaded area represents the uncertainty reported by the Gaussian process regression. It can be seen that the regressed result fits the actual samples well, and uncertainties increase with the distance from the groundtruth samples.

Using the fact that the product of multivariate Gaussian PDFs is a scaled multivariate Gaussian PDF [7], (27) becomes

$$\tilde{L}_{\text{AE}} = S_{\text{AE}} \int_{\mathbb{R}^6} \mathcal{N}_{\epsilon_1}(\boldsymbol{\mu}_s, V_s) d\epsilon_1 = S_{\text{AE}}, \quad (28)$$

where S_{AE} is again a Gaussian function. It is worth noting that S_{AE} only depends on relative poses via (25) and (26) but not the alignment transformation $\boldsymbol{\xi}_g$. It is possible to further prove that

$$S_{\text{AE}}(X|\bar{X}, \bar{\Lambda}) = P_{\text{RE}}(X|\bar{X}, \bar{\Lambda}). \quad (29)$$

The proof is straightforward (e.g., comparing the covariance matrix and quadratic terms in the Gaussian functions) but lengthy, and thus omitted for the sake of space. In words, under our probabilistic setup, the generalized absolute error (19) is the same as the generalized relative error (17) up to the first order.

D. Discussion

To summarize, in this section, we generalize the concepts of RE and ATE respectively to (19) and (17) from a probabilistic perspective. An interesting observation is that up to the first-order terms, the generalized relative error and absolute error is actually the same. Admittedly, the equivalence that we established in Section III-C is only valid for first-order terms. One future direction is to examine higher order terms in details.

IV. GROUNDTRUTH AS A GAUSSIAN PROCESS

In this section, we will first give a brief introduction of GP regression and then describe how to use GP to model groundtruth trajectories in a continuous-time and probabilistic manner.

A. Gaussian Process Regression

A Gaussian process is a collection of random variables, and any subset of them has a joint Gaussian distribution [8]. In the context of a regression task, suppose we know the samples at $\mathbf{z} = \{z_i\}_{i=1}^P$ with the output $\mathbf{y} = \{y_i\}_{i=1}^P$, and

we would like to know the output value y^* at z^* . Under the assumption of Gaussian process, we have

$$\begin{bmatrix} \mathbf{y} \\ y^* \end{bmatrix} \sim \mathcal{N}(\mathbf{0}, \begin{bmatrix} K_{\mathbf{z}\mathbf{z}} & K_{\mathbf{z}\mathbf{z}^*} \\ K_{\mathbf{z}^*\mathbf{z}} & k(z^*, z^*) \end{bmatrix}), \quad (30)$$

where $K_{\mathbf{z}\mathbf{z}}^{i,j} = k(z_i, z_j)$, $K_{\mathbf{z}^*\mathbf{z}}^i = k(z^*, z_i)$ and $K_{\mathbf{z}\mathbf{z}^*}^i = k(z_i, z^*)$. Then the GP regression simply takes the conditional distribution

$$y^* \sim \mathcal{N}(K_{\mathbf{z}^*\mathbf{z}} K_{\mathbf{z}\mathbf{z}}^{-1} \mathbf{y}, k(z^*, z^*) - K_{\mathbf{z}^*\mathbf{z}} K_{\mathbf{z}\mathbf{z}}^{-1} K_{\mathbf{z}\mathbf{z}^*}), \quad (31)$$

which gives both the regressed value and variance.

Obviously, the properties of the prior (30) and the regressed result (31) depends on the function $k(\cdot)$. $k(a, b)$ is called the *kernel function*, and intuitively encodes the correlation of the outputs at a, b . Often $k(\cdot)$ is a parameterized functions, whose parameters are the *hyperparameters* of a GP. Perhaps the most used kernel function is the Squared Exponential function

$$k_{\text{SE}}(a, b) = \sigma^2 \exp\left(-\frac{(a-b)^2}{2l^2}\right), \quad (32)$$

where σ and l are the hyperparameters.

GP is a flexible model that finds many applications in robotics (e.g., motion planning [9], state estimation [10]). For simplicity, the above introduction is limited to the case where both the output and input are scalars. However, GP can also be generalized to vector input and output. For a thorough description of GP (e.g., optimization of hyperparameters), we refer the reader to [8].

B. Piecewise GP on SE(3)

The application of GP to 6 DoF poses is more complicated due to the rotation components in rigid-body poses. We use a piecewise GP, similar to [11]. In particular, we divide the whole trajectory into several segments. Within each segments, we select a reference pose T_{ref} and denote the poses inside this segment using the elements in $\mathfrak{se}(3)$ around T_{ref} , which can be seen as a vector space locally and expressed using a GP.

Using a piecewise GP, however, brings complication to the choice of hyperparameters. Specifically, if we optimize a GP for each segment of the trajectory separately, there is no guarantee that the uncertainties and the mean value is continuous at the boundaries. In practice, we adopt the following strategy: i) we select the segments so that the adjacent segments overlap (e.g., 50%) with each other; ii) we use the same hyperparameters for all the segments. An example of the resulting piecewise GP is illustrated in Fig. 3.

C. Using GP in Trajectory Evaluation

Once we have constructed the piecewise GP to represent the groundtruth, we are able to query the groundtruth at any given time, with uncertainty estimate using (31), which can then be directly used in our evaluation setup (8).

An example of the advantage of using GP can be observed in Fig. 3. We can see that for query time that is far from the groundtruth samples, the uncertainty increases. Intuitively,

with a larger uncertainty, the same difference in the mean value will result in a lower likelihood (i.e., larger error) in (27) or (17). In this way, the temporal association is taken into account properly.

V. CONCLUSION AND FUTURE WORK

In this paper, we propose to formulate the trajectory evaluation problem in a probabilistic, continuous-time framework. By using Gaussian process as the underlying representation and formulating the estimation error probabilistically, we are able to draw theoretical connections between relative and absolute error metrics and handle temporal association in a principled manner.

Future work could go in several aspects:

- The equivalence of relative and absolute error metrics in Section III is only proved up to first order. It is interesting to know whether similar conclusions can be drawn for higher order terms.
- In Section IV, to make the piecewise GP continuous (the mean values and variances), we adopted the simple strategy of using overlapping segments with shared hyperparameters. Ideally, the continuity should be enforced via additional constraints in the optimization of the hyperparameters.
- Thorough comparative experiments are needed to better understand the properties of the proposed method (compared to existing approaches) in different situations.

REFERENCES

- [1] J. Sturm, N. Engelhard, F. Endres, W. Burgard, and D. Cremers, "A benchmark for the evaluation of RGB-D SLAM systems," in *IEEE/RSJ Int. Conf. Intell. Robot. Syst. (IROS)*, Oct. 2012.
- [2] A. Geiger, P. Lenz, and R. Urtasun, "Are we ready for autonomous driving? the KITTI vision benchmark suite," in *IEEE Conf. Comput. Vis. Pattern Recog. (CVPR)*, 2012.
- [3] Z. Zhang and D. Scaramuzza, "A tutorial on quantitative trajectory evaluation for visual(-inertial) odometry," in *IEEE/RSJ Int. Conf. Intell. Robot. Syst. (IROS)*, 2018.
- [4] T. D. Barfoot and P. T. Furgale, "Associating uncertainty with three-dimensional poses for use in estimation problems," *IEEE Trans. Robot.*, vol. 30, no. 3, pp. 679–693, 2014.
- [5] K. B. Petersen and M. S. Pedersen, "The matrix cookbook," Tech. Rep., nov 2012, version 20121115. [Online]. Available: <http://www2.imm.dtu.dk/pubdb/p.php?3274>
- [6] C. M. Bishop, *Pattern Recognition and Machine Learning*. Springer-Verlag New York, Inc., 2006.
- [7] P. Bromiley, "Products and convolutions of gaussian probability density functions."
- [8] C. E. Rasmussen and C. K. I. Williams, *Gaussian Processes for Machine Learning*. The MIT Press, 2005.
- [9] J. Dong, M. Mukadam, F. Dellaert, and B. Boots, "Motion planning as probabilistic inference using gaussian processes and factor graphs," in *Robotics: Science and Systems*, vol. 12, 2016.
- [10] T. Barfoot, C. H. Tong, and S. Sarkka, "Batch continuous-time trajectory estimation as exactly sparse gaussian process regression," in *Robotics: Science and Systems (RSS)*, 2014.
- [11] J. Dong, B. Boots, and F. Dellaert, "Sparse gaussian processes for continuous-time trajectory estimation on matrix lie groups," *arXiv preprint arXiv:1705.06020*, 2017.