

# A LYAPUNOV APPROACH TO ROBUST REGULATION OF DISTRIBUTED PORT-HAMILTONIAN SYSTEMS

LASSI PAUNONEN, YANN LE GORREC, AND HÉCTOR RAMÍREZ

**ABSTRACT.** This paper studies robust output tracking and disturbance rejection for boundary controlled infinite-dimensional port-Hamiltonian systems including second order models such as the Euler-Bernoulli beam. The control design is achieved using the internal model principle and the stability analysis using a Lyapunov approach. Contrary to existing works on the same topic no assumption is made on the external well-posedness of the considered class of systems. The theoretical results are applied in simulations to the robust tracking problem of a piezo actuated tube used in atomic force imaging.

## 1. INTRODUCTION

In this paper we consider robust output tracking and disturbance rejection for infinite-dimensional impedance passive port-Hamiltonian systems [21, 9]. In particular, we consider boundary controlled partial differential equations of the form

$$\begin{aligned}
 (1a) \quad & \frac{\partial x}{\partial t}(z, t) = P_2 \frac{\partial^2}{\partial z^2} (\mathcal{H}(z)x(z, t)) + P_1 \frac{\partial}{\partial z} (\mathcal{H}(z)x(z, t)) \\
 (1b) \quad & + (P_0 - G_0) (\mathcal{H}(z)x(z, t)) + B_d(z)w_{dist,1}(t), \\
 (1c) \quad & W_1 \begin{bmatrix} f_\partial(t) \\ e_\partial(t) \end{bmatrix} = u(t) + w_{dist,2}(t), \quad W_2 \begin{bmatrix} f_\partial(t) \\ e_\partial(t) \end{bmatrix} = w_{dist,3}(t) \\
 (1d) \quad & y(t) = \tilde{W} \begin{bmatrix} f_\partial(t) \\ e_\partial(t) \end{bmatrix}
 \end{aligned}$$

on a one-dimensional spatial domain  $[a, b]$  (see Section 2 for details). This class includes models of flexible structures, traveling waves [20, 12, 11], heat exchangers, and linearised models of bio or chemical reactors among others, [22].

The main control objective in robust output regulation is to define a dynamic error feedback controller such that the output  $y(t) \in \mathbb{R}^p$  satisfies  $\|y(t) - y_{ref}(t)\| \rightarrow 0$  as  $t \rightarrow \infty$  for a given reference signal  $y_{ref}(t)$  despite

2010 *Mathematics Subject Classification.* 93C05, 93B52 35K90, (93B28) .

*Key words and phrases.* Port-Hamiltonian system, boundary control system, robust output regulation, controller design.

This work was supported by the Academy of Finland Grants number 298182 and 310489 held by L. Paunonen, the Agence Nationale de la Recherche/Deutsche Forschungsgemeinschaft (ANR-DFG) project INFIDHEM, ID ANR-16-CE92-0028, and the EUROPEAN COMMISSION through H2020-ITN-2017-765579 — ConFlex. The contribution of H. Ramirez has been done within the context of the AC3E basal project under the reference code FB0008.

the disturbance signals  $w_{dist}(t) = (w_{dist,1}(t), w_{dist,2}(t), w_{dist,3}(t))$ . The signals  $y_{ref}(t)$  and  $w_{dist}(t)$  are assumed to have known frequencies and unknown amplitudes and phases, and any parts of the disturbances may in particular be zero (see Section 3). The controller is required to be *robust* so that it achieves the convergence of the output even if the parameters  $(P_2, P_1, P_0, G_0, W_1, W_2, \tilde{W}, \mathcal{H}, B_d)$  of the system contain uncertainty or small perturbations.

We assume throughout the paper that the port-Hamiltonian system is exponentially stable and *impedance passive* (in the absence of the disturbance inputs  $w_{dist}(t)$ ) in the sense that

$$\frac{1}{2} \frac{d}{dt} \int_a^b x(z, t)^T \mathcal{H}(z) x(z, t) dz \leq y(t)^T u(t).$$

Likewise, the dynamic error feedback controller we propose is an impedance passive based controller of the form

$$(2a) \quad \dot{x}_c(t) = J_c x_c(t) + B_c(y_{ref}(t) - y(t)), \quad x_c(0) \in \mathbb{R}^{n_c}$$

$$(2b) \quad u(t) = B_c^T x_c(t)$$

where  $J_c \in \mathbb{R}^{n_c \times n_c}$ ,  $J_c^T = -J_c$ , and  $B_c \in \mathbb{R}^{p \times n_c}$ .

In this paper we formulate the port-Hamiltonian system (1) as an *abstract boundary control and observation system* [17]. The controller design is achieved using the *internal model principle* [4, 3, 15] which dictates that in order to solve the robust output regulation problem the controller should (a) contain the frequencies  $\{\omega_k\}_{k=0}^q$  of the signals  $y_{ref}(t)$  and  $w_{dist}(t)$  as eigenvalues and (b) achieve stability of the closed-loop consisting of (1) and (2). Internal model based controllers for passive *well-posed linear systems* were introduced in [16, Thm. 1.2] where the closed-loop analysis used frequency domain methods. In addition, internal model based low-gain controllers have been designed using semigroup methods for port-Hamiltonian systems in [8] and other boundary controlled PDE systems in [6]. In this paper our main contribution is to instead use the Lyapunov approach in the stability analysis of the closed-loop system. In addition, unlike in the previous references, we do not assume our control system (1) to be a *well-posed linear system* [17, 16] (in the sense that its transfer function would be bounded on a right half-plane of  $\mathbb{C}$ ). Even though in practice most control systems are well-posed, our extension is still valuable since proving well-posedness of a PDE system can be a challenging task. In particular, there are currently no general conditions for well-posedness for second order port-Hamiltonian systems of the form (1). The Lyapunov approach to the internal model based control was first considered in [14] for port-Hamiltonian systems with distributed control and observation. In this paper we extend the results for systems with boundary control and observation and remove the assumption of the well-posedness of the system.

*Notation:* If  $X$  and  $Y$  are Banach spaces and  $A : X \rightarrow Y$  is a linear operator, we denote by  $D(A)$ ,  $\mathcal{N}(A)$  and  $\mathcal{R}(A)$  the domain, kernel and range of  $A$ , respectively. The space of bounded linear operators from  $X$  to  $Y$  is denoted by  $\mathcal{L}(X, Y)$ . If  $A : X \rightarrow X$ , then  $\sigma(A)$  and  $\rho(A)$  denote the spectrum and the resolvent set of  $A$ , respectively. For  $\lambda \in \rho(A)$  the

resolvent operator is  $R(\lambda, A) = (\lambda - A)^{-1}$ . The inner product on a Hilbert space is denoted by  $\langle \cdot, \cdot \rangle$ . For  $T \in \mathcal{L}(X)$  on a Hilbert space  $X$  we define  $\operatorname{Re} T = \frac{1}{2}(T + T^*)$ . Finally,  $H^k(a, b; \mathbb{R}^n)$  denotes the  $k$ th order Sobolev space of functions  $f : [a, b] \rightarrow \mathbb{R}^n$ .

## 2. BACKGROUND ON PORT-HAMILTONIAN SYSTEMS

In this section we present the detailed assumptions on the parameters of the system (1). We assume  $P_2, P_1, P_0, G_0 \in \mathbb{R}^{n \times n}$  satisfy  $P_2 = -P_2^T$ ,  $P_1 = P_1^T$ ,  $P_0 = -P_0^T$ ,  $G_0 = G_0^T \geq 0$ , and  $\mathcal{H}(\cdot)$  is a bounded and Lipschitz continuous matrix-valued function such that  $\mathcal{H}(z) = \mathcal{H}(z)^T$  and  $\mathcal{H}(z) \geq \kappa I$ , with  $\kappa > 0$ , for all  $z \in [a, b]$ . The distributed disturbance input profile is assumed to satisfy  $B_d(\cdot) \in L^2(a, b; \mathbb{R}^{n \times n_{d,1}})$  and can be unknown (the internal model based controller will achieve disturbance rejection for *any* such matrix-valued function  $B_d(\cdot)$ ).

We consider first and second order port-Hamiltonian systems by assuming that either  $P_2$  is invertible (the system (1) is of order  $N = 2$ ) or  $P_2 = 0$  and  $P_1$  is invertible (the system is of order  $N = 1$ ). The boundary inputs and outputs are determined using the following “boundary port variables”.

**Definition 2.1.** The *boundary port variables*  $f_\partial(t)$  and  $e_\partial(t)$  associated to the system (1) are defined as

$$\begin{bmatrix} f_\partial(t) \\ e_\partial(t) \end{bmatrix} = R_{ext} \Phi(\mathcal{H}x(t)), \quad \text{with} \quad R_{ext} = \frac{1}{\sqrt{2}} \begin{bmatrix} Q & -Q \\ I & I \end{bmatrix}$$

where  $Q \in \mathbb{R}^{2nN \times 2nN}$  and  $\Phi(\cdot) : H^N(a, b; \mathbb{R}^n) \rightarrow \mathbb{R}^{2nN}$  are defined so that

- if  $N = 2$ , then

$$Q = \begin{bmatrix} P_1 & P_2 \\ -P_2 & 0 \end{bmatrix}, \quad \Phi(\mathcal{H}x) := \begin{bmatrix} (\mathcal{H}x)(b) \\ \frac{\partial(\mathcal{H}x)}{\partial z}(b) \\ (\mathcal{H}x)(a) \\ \frac{\partial(\mathcal{H}x)}{\partial z}(a) \end{bmatrix},$$

whenever  $\mathcal{H}x \in H^2(a, b; \mathbb{R}^n)$ .

- if  $N = 1$ , then  $Q = P_1$  and  $\Phi(\mathcal{H}x) = \begin{pmatrix} \mathcal{H}x(b) \\ \mathcal{H}x(a) \end{pmatrix}$  whenever  $\mathcal{H}x \in H^1(a, b; \mathbb{R}^n)$ .

The input  $u(t) \in U := \mathbb{R}^m$ , output  $y(t) \in Y := \mathbb{R}^p$  and the disturbance inputs  $w_{dist}(t) = (w_{dist,1}(t), w_{dist,2}(t), w_{dist,3}(t))^T \in U_d := \mathbb{R}^{n_{d,1}} \times U \times U_{d,2}$  of the system are defined as in (1). The more precise assumptions on  $w_{dist}(t)$  are given in Section 3. It should be noted that many of the results also remain valid in the case of infinite-dimensional spaces  $U$  and  $Y$ . We make the following assumption to guarantee the internal well-posedness of the PDE system [10, Sec. 4.1].

**Assumption 2.2.** Assume  $W_1 \in \mathbb{R}^{m \times 2nN}$  and  $W_2 \in \mathbb{R}^{n_{d,3} \times 2nN}$  with  $n_{d,3} = nN - m$  are such that  $W := \begin{pmatrix} W_1 \\ W_2 \end{pmatrix} \in \mathbb{R}^{nN \times 2nN}$  has full rank and  $W \Sigma W^T \geq 0$  where  $\Sigma := \begin{pmatrix} 0 & I \\ I & 0 \end{pmatrix} \in \mathbb{R}^{2nN \times 2nN}$ .

To prove our main result, we will formulate the port-Hamiltonian system (1) as a more general *boundary control and observation system* [17, 2] of the form

$$(3a) \quad \dot{x}(t) = \mathfrak{A}_0 x(t) + B_d w_{dist,1}(t), \quad x(0) = x_0$$

$$(3b) \quad \mathfrak{B}x(t) = u(t) + w_{dist,2}(t)$$

$$(3c) \quad \mathfrak{B}_d x(t) = w_{dist,3}(t)$$

$$(3d) \quad y(t) = \mathfrak{C}x(t)$$

on a Hilbert space  $X$ . As shown in [10, Sec. 4–5], we can do this for the system (1) on the space  $X := L^2(a, b; \mathbb{R}^n)$  with inner product  $\langle \cdot, \cdot \rangle_{\mathcal{H}} = \langle \cdot, \mathcal{H} \cdot \rangle_{L^2}$ . The Hilbert space  $Z$  and operators  $\mathfrak{A}_0 \in \mathcal{L}(Z, X)$ ,  $\mathfrak{B} \in \mathcal{L}(Z, \mathbb{R}^m)$ ,  $B_d \in \mathcal{L}(\mathbb{R}^{n_{d,1}}, X)$ ,  $\mathfrak{B}_d \in \mathcal{L}(Z, \mathbb{R}^{n_{d,3}})$  and  $\mathfrak{C} \in \mathcal{L}(Z, \mathbb{R}^p)$  are chosen as

$$\begin{aligned} \mathfrak{A}_0 x &:= P_2 \frac{\partial^2}{\partial z^2}(\mathcal{H}x) + P_1 \frac{\partial}{\partial z}(\mathcal{H}x) + (P_0 - G_0)(\mathcal{H}x) \\ D(\mathfrak{A}_0) &= Z := \{x \in L^2(a, b; \mathbb{R}^n) \mid \mathcal{H}x \in H^N(a, b; \mathbb{R}^n)\} \\ \mathfrak{B}x &= W_1 R_{ext} \Phi(\mathcal{H}x) \\ \mathfrak{B}_d x &= W_2 R_{ext} \Phi(\mathcal{H}x) \\ \mathfrak{C}x &= \tilde{W} R_{ext} \Phi(\mathcal{H}x) \\ B_d v &= B_d(\cdot)v \end{aligned}$$

where  $R_{ext}$  and  $\Phi(\cdot)$  are as in Definition 2.1.

We have from [10, Thm. 4.2] that with these definitions (1) is an internally well-posed boundary control and observation system in the sense that  $\mathfrak{A}_0 \in \mathcal{L}(Z, X)$ ,  $\mathfrak{B} \in \mathcal{L}(Z, U)$ ,  $B_d \in \mathcal{L}(\mathbb{R}^{n_{d,1}}, X)$ ,  $\mathfrak{B}_d \in \mathcal{L}(Z, U_{d,2})$  and  $\mathfrak{C} \in \mathcal{L}(Z, Y)$  have the following properties:

- The operator  $A := \mathfrak{A}_0|_{D(A)}$  with  $D(A) = \mathcal{N}(\mathfrak{B}) \cap \mathcal{N}(\mathfrak{B}_d)$  generates a contraction semigroup  $T(t)$  on  $X$ .
- The operator  $\begin{bmatrix} \mathfrak{B} \\ \mathfrak{B}_d \end{bmatrix} \in \mathcal{L}(Z, \mathbb{R}^{n_N})$  is surjective.

For notational convenience, we also define  $\mathfrak{A} := \mathfrak{A}_0|_{D(\mathfrak{A})}$  with  $D(\mathfrak{A}) = \mathcal{N}(\mathfrak{B}_d)$ , and in this notation we have  $A = \mathfrak{A}|_{D(A)}$  and  $D(A) = D(\mathfrak{A}) \cap \mathcal{N}(\mathfrak{B})$ .

Throughout the paper we study impedance passive systems.

**Assumption 2.3.** *The system (3) with input  $u(t)$  and output  $y(t)$  is impedance passive in the sense that  $U = Y$  and*

$$\frac{1}{2} \frac{d}{dt} \|x(t)\|^2 \leq u(t)^T y(t).$$

Under our assumptions system (3) is impedance passive if and only if  $U = Y$  and  $\operatorname{Re} \langle \mathfrak{A}x, x \rangle \leq \operatorname{Re} \langle \mathfrak{B}x, \mathfrak{C}x \rangle$  for all  $x \in Z$  [13, Thm. 3.4]. The port-Hamiltonian system (1) is impedance passive if and only if  $W_1 \Sigma W_1^T = 0$ ,  $\tilde{W} \Sigma \tilde{W}^T = 0$ , and  $W_1 \Sigma \tilde{W}^T = I$  where  $\Sigma = \begin{pmatrix} 0 & I \\ I & 0 \end{pmatrix}$ .

For  $\lambda \in \rho(A)$  we denote the transfer function (from the input  $u(t)$  to the output  $y(t)$ ) of the system (1) by  $P(\lambda)$ . By [2, Thm. 2.9], for any  $u \in U$  and  $\lambda \in \rho(A)$  we have  $P(\lambda)u = \mathfrak{C}x$  where  $x \in Z$  is such that  $(\lambda - \mathfrak{A})x = 0$  and  $\mathfrak{B}x = u$ . If we denote  $\operatorname{Re} T = \frac{1}{2}(T + T^*)$ , then the passivity of the system implies that  $\operatorname{Re} P(i\omega) \geq 0$  for all  $i\omega \in \rho(A) \cap i\mathbb{R}$ , see [18].

**2.1. Existence of the Closed-Loop State and Regulation Error.** We will now show that the closed-loop system consisting of (1) and the controller (2) leads to a well-defined closed-loop state  $x_e(t) := (x(t), x_c(t))^T$  and regulation error  $e(t)$  for all reference and disturbance signals of the form (4). The closed-loop system consisting of (3) and (2) is

$$\begin{aligned}\dot{x}_e(t) &= \begin{bmatrix} \mathfrak{A}_0 & 0 \\ -B_c \mathfrak{C} & J_c \end{bmatrix} x_e(t) + \begin{bmatrix} B_d & 0 \\ 0 & B_c \end{bmatrix} \begin{bmatrix} w_{dist,1}(t) \\ y_{ref}(t) \end{bmatrix} \\ \begin{bmatrix} \mathfrak{B} & -B_c^T \\ \mathfrak{B}_d & 0 \end{bmatrix} x_e(t) &= \begin{bmatrix} w_{dist,2}(t) \\ w_{dist,3}(t) \end{bmatrix} \\ e(t) &= [\mathfrak{C}, 0] x_e(t) - y_{ref}(t)\end{aligned}$$

with state  $x_e(t) = (x(t), x_c(t))^T \in X_e := X \times X_c$ . Let us denote

$$\mathfrak{A}_e = \begin{bmatrix} \mathfrak{A}_0 & 0 \\ -B_c \mathfrak{C} & J_c \end{bmatrix}, \quad \mathfrak{B}_e = \begin{bmatrix} \mathfrak{B} & -B_c^T \\ \mathfrak{B}_d & 0 \end{bmatrix}, \quad B_e = \begin{bmatrix} B_d & 0 \\ 0 & B_c \end{bmatrix}$$

and  $\mathfrak{C}_e = [\mathfrak{C}, 0]$ .

**Proposition 2.4.** *The operator  $A_e := \mathfrak{A}_e|_{\mathcal{N}(\mathfrak{B}_e)}$  generates a strongly continuous contraction semigroup  $T_e(t)$  on  $X_e$ . For any  $y_{ref}(t)$  and  $w_{dist}(t)$  of the form (4) and for all initial states  $x(0) \in Z$  and  $x_c(0) \in X_c$  satisfying the compatibility conditions  $\mathfrak{B}x(0) = B_c^T x_c(0) + w_{dist,2}(0)$  and  $\mathfrak{B}_d x(0) = w_{dist,3}(0)$  the closed-loop system has a state*

$$x(\cdot) \in C(0, T; Z) \cap C^1(0, T; X), \quad x_c(\cdot) \in C^1(0, T; X_c)$$

and  $e(t) = y(t) - y_{ref}(t) \in C(0, T; Y)$  for all  $T > 0$ .

*Proof.* The closed-loop system is a boundary control and observation system on the spaces  $Z \times X_c$  and  $X_e = X \times X_c$ . The operator  $\mathfrak{B}_e$  is clearly surjective due to the assumptions on  $\mathfrak{B}$  and  $\mathfrak{B}_d$ . Our aim is to show that  $A_e$  generates a contraction semigroup on  $X_e$ . Since  $\mathfrak{C}_e \in \mathcal{L}(Z \times X_c)$ , since  $B_d$  and  $B_c$  are bounded, and since  $y_{ref}(t)$  and  $w_{dist}(t)$  are smooth functions, the properties of the closed-loop system's state will then follow (due to linearity) from [19, Prop. 4.2.10 and Prop. 10.1.8]

We will use the Lumer–Phillips Theorem. Let  $x_e := (x, x_c)^T \in \mathcal{N}(\mathfrak{B}_e)$ . Then  $\mathfrak{B}x = B_c^T x_c$  and  $\mathfrak{B}_d x = 0$ . In particular  $x \in D(\mathfrak{A})$  and  $\mathfrak{A}_0 x = \mathfrak{A}x$ . The impedance passivity of  $(\mathfrak{A}, \mathfrak{B}, \mathfrak{C})$  implies  $\operatorname{Re}\langle \mathfrak{A}x, x \rangle \leq \operatorname{Re}\langle \mathfrak{B}x, \mathfrak{C}x \rangle$  for all  $x \in Z$  [13, Thm. 3.4]. Thus we have

$$\begin{aligned}\operatorname{Re}\langle A_e x_e, x_e \rangle &= \operatorname{Re}\langle \mathfrak{A}x, x \rangle + \operatorname{Re}\langle J_c x_c - B_c \mathfrak{C}x, x_c \rangle \\ &\leq \operatorname{Re}\langle \mathfrak{B}x, \mathfrak{C}x \rangle - \operatorname{Re}\langle \mathfrak{C}x, B_c^T x_c \rangle = 0\end{aligned}$$

since  $J_c$  is skew-adjoint and  $B_c^T x_c = \mathfrak{B}x$ . Thus  $A_e$  is dissipative, and it remains to show that  $\lambda - A_e$  is surjective for some  $\lambda > 0$ . Let  $\lambda > 0$ ,  $y_1 \in X$ , and  $y_2 \in X_c$  be arbitrary. Our aim is to find  $x_e := (x, x_c)^T \in \mathcal{N}(\mathfrak{B}_e)$  such that  $(y_1, y_2)^T = (\lambda - A_e)x_e$ . Recall that  $P(\lambda)$  is the transfer function of  $(\mathfrak{A}, \mathfrak{B}, \mathfrak{C})$  (from  $u$  to  $y$ ) and denote  $P_c(\lambda) = B_c^T R(\lambda, J_c) B_c$ . Since  $\lambda > 0$  is real, we have  $P_c(\lambda) \geq 0$  and  $P(\lambda) \geq 0$ , and it can be shown that  $Q_1(\lambda) := I + P(\lambda)P_c(\lambda)$  and  $Q_2(\lambda) := I + P_c(\lambda)P(\lambda)$  are boundedly invertible. Denote

$R_\lambda = R(\lambda, A)$  and  $R_\lambda^c = R(\lambda, J_c)$  for brevity. Due to the theory in [2], [19, Ch. 10] the “abstract elliptic problem”

$$\begin{aligned} (\lambda - \mathfrak{A})x &= y_1 \\ \mathfrak{B}x &= Q_2(\lambda)^{-1}(B_c^T R_\lambda^c y_2 - P_c(\lambda) \mathfrak{C} R_\lambda y_1) \end{aligned}$$

has a solution  $x \in Z$ . In addition, [2, Thm. 2.9] and linearity imply

$$\begin{aligned} \mathfrak{C}x &= \mathfrak{C} R_\lambda y_1 + P(\lambda) Q_2(\lambda)^{-1}(B_c^T R_\lambda^c y_2 - P_c(\lambda) \mathfrak{C} R_\lambda y_1) \\ &= Q_2(\lambda)^{-1}(\mathfrak{C} R_\lambda y_1 + P(\lambda) B_c^T R_\lambda^c y_2). \end{aligned}$$

If we now define

$$x_c = R_\lambda^c y_2 - R_\lambda^c B_c Q_1(\lambda)^{-1}(\mathfrak{C} R_\lambda y_1 + P(\lambda) B_c^T R_\lambda^c y_2),$$

then

$$\begin{aligned} B_c^T x_c &= B_c^T R_\lambda^c y_2 - P_c(\lambda) Q_1(\lambda)^{-1}(\mathfrak{C} R_\lambda y_1 + P(\lambda) B_c^T R_\lambda^c y_2) \\ &= Q_2(\lambda)^{-1}(B_c^T R_\lambda^c y_2 - P_c(\lambda) \mathfrak{C} R_\lambda y_1) = \mathfrak{B}x \end{aligned}$$

and thus  $x_e := (x, x_c)^T$  satisfies  $\mathfrak{B}_e x_e = 0$ . Since a direct computation also shows that  $-B_c \mathfrak{C}x + (\lambda - J_c)x_c = y_2$ , we have that indeed  $(y_1, y_2)^T = (\lambda - A_e)x_e$ .  $\square$

### 3. ROBUST TRACKING AND DISTURBANCE REJECTION

In this section we formulate the robust output regulation problem. The goal is to design a passive dynamic error feedback controller (2) to achieve output tracking and disturbance rejection of signals

$$(4a) \quad y_{ref}(t) = a_0 + \sum_{k=1}^q [a_k^1 \cos(\omega_k t) + a_k^2 \sin(\omega_k t)],$$

$$(4b) \quad w_{dist}(t) = b_0 + \sum_{k=1}^q [b_k^1 \cos(\omega_k t) + b_k^2 \sin(\omega_k t)],$$

for known frequencies  $0 = \omega_0 < \omega_1 < \dots < \omega_q$  and unknown amplitudes  $\{a_k^1\}_{k=0}^q, \{a_k^2\}_{k=1}^q \subset Y$ , and  $\{b_k^1\}_{k=0}^q, \{b_k^2\}_{k=1}^q \subset U_d$ . The main control problem is defined in the following.

**The Robust Output Regulation Problem.** Choose a controller (2) in such a way that the following hold.

- (a) The semigroup  $T_e(t)$  generated by  $A_e = \mathfrak{A}_e|_{\mathcal{N}(\mathfrak{B}_e)}$  is exponentially stable.
- (b) There exists  $\alpha > 0$  such that for all  $y_{ref}(t)$  and  $w_{dist}(t)$  of the form (4) and for all initial states  $x(0) \in Z$  and  $x_c(0) \in X_c$  satisfying the boundary conditions of (1) the regulation error satisfies

$$e^{\alpha t} \|y(t) - y_{ref}(t)\| \rightarrow 0 \quad \text{as } t \rightarrow \infty.$$

- (c) If  $(P_2, P_1, P_0, G_0, \mathcal{H}, W, \tilde{W})$  are perturbed in such a way that (1) remains an internally well-posed port-Hamiltonian system of order  $N$  and the perturbed closed-loop operator generates an exponentially stable semigroup, then (b) continues to hold for some  $\tilde{\alpha} > 0$ .

In order to solve the robust output regulation problem, it is necessary to assume that  $\{\pm i\omega_k\}_{k=0}^q \subset \rho(A)$  and that the transfer function  $P(\lambda)$  is such that  $P(\pm i\omega_k)$  are surjective for all  $k \in \{0, \dots, q\}$  (see e.g. [15, Lem. 6.4]). In the case of impedance passive systems, it is more natural to make the following assumption.

**Assumption 3.1.** *Assume that  $\pm i\omega_k \in \rho(A)$  and  $\operatorname{Re} P(\pm i\omega_k) > 0$  for all  $k \in \{0, \dots, q\}$ .*

The following theorem shows that a controller incorporating an internal model in the sense that the conditions (5) below are satisfied will solve the robust output regulation problem provided that the closed-loop system is exponentially stable.

**Theorem 3.2.** *The controller solves the robust output regulation problem if the closed-loop system is exponentially stable and*

$$(5a) \quad \mathcal{R}(\pm i\omega_k - J_c) \cap \mathcal{R}(B_c) = \{0\}, \quad \forall k \in \{0, \dots, q\}$$

$$(5b) \quad \mathcal{N}(B_c) = \{0\}.$$

Then there exists  $\alpha > 0$  such that for any  $y_{\text{ref}}(t)$  and  $w_{\text{dist}}(t)$  of the form (4) and for all  $x(0) \in Z$  and  $x_c(0) \in X_c$  satisfying the compatibility conditions  $\mathfrak{B}x(0) = B_c^T x_c(0) + w_{\text{dist},2}(0)$  and  $\mathfrak{B}_d x(0) = w_{\text{dist},3}(0)$  the regulation error satisfies

$$e^{\alpha t} \|y(t) - y_{\text{ref}}(t)\| \rightarrow 0, \quad \text{as } t \rightarrow \infty.$$

The convergence of the regulation error will continue to hold for any perturbations of  $(\mathfrak{A}_0, \mathfrak{B}, \mathfrak{B}_d, B_d, \mathfrak{C})$  for which the closed-loop system remains an internally well-posed and exponentially stable boundary control system.

*Proof.* Assume the closed-loop system is exponentially stable and (5) are satisfied. Then there exist  $M_e, \omega_e > 0$  such that  $\|T_e(t)\| \leq M_e e^{-\omega_e t}$ . Let  $\{\mu_k\}_{k=-q}^q$  be such that  $\mu_k = \omega_k$  for  $k > 0$ ,  $\mu_0 = 0$ , and  $\mu_k = -\omega_{|k|}$  for  $k < 0$ . We can then write

$$y_{\text{ref}}(t) = \sum_{k=-q}^q y_r^k e^{i\mu_k t}, \quad w_{\text{dist}}(t) = \sum_{k=-q}^q \begin{bmatrix} w_{1k} \\ w_{2k} \\ w_{3k} \end{bmatrix} e^{i\mu_k t}$$

for some constant elements  $\{y_r^k\}_k$ ,  $\{w_{1k}\}_k$ ,  $\{w_{2k}\}_k$ , and  $\{w_{3k}\}_k$ . Since  $i\mu_k \in \rho(A_e)$  for all  $k$ , we have from [19, Sec. 10.1] that we can choose  $\Sigma_k \in Z$  such that

$$(6a) \quad (i\mu_k - \mathfrak{A}_e)\Sigma_k = B_e \begin{bmatrix} w_{1k} \\ y_r^k \end{bmatrix}$$

$$(6b) \quad \mathfrak{B}_e \Sigma_k = \begin{bmatrix} w_{2k} \\ w_{3k} \end{bmatrix}.$$

Consider initial conditions  $x(0) \in Z$  and  $x_c(0) \in X_c$  satisfying the compatibility conditions  $\mathfrak{B}x(0) = B_c^T x_c(0) + w_{\text{dist},2}(0)$  and  $\mathfrak{B}_d x(0) = w_{\text{dist},3}(0)$ . If

we define  $\Sigma(t) = \sum_{k=-q}^q e^{i\mu_k t} \Sigma_k \in Z$ , then

$$\begin{aligned} \frac{d}{dt}(x_e(t) - \Sigma(t)) &= \mathfrak{A}_e x_e(t) + B_e \begin{bmatrix} w_{dist,1}(t) \\ y_{ref}(t) \end{bmatrix} - \sum_{k=-q}^q i\mu_k e^{i\mu_k t} \Sigma_k \\ &= \mathfrak{A}_e(x_e(t) - \Sigma(t)) \end{aligned}$$

due to (6a). For all  $t \geq 0$  we also have from (6b) that

$$\mathfrak{B}_e(x_e(t) - \Sigma(t)) = \begin{bmatrix} w_{dist,2}(t) \\ w_{dist,3}(t) \end{bmatrix} - \sum_{k=-q}^q e^{i\mu_k t} \mathfrak{B}_e \Sigma_k = 0$$

Thus  $x_e(t) - \Sigma(t) \in D(A_e)$  is a classical solution of the abstract Cauchy problem  $\frac{d}{dt}(x_e(t) - \Sigma(t)) = A_e(x_e(t) - \Sigma(t))$ , and thus  $\|x_e(t) - \Sigma(t)\| = \|T_e(t)(x_e(0) - \Sigma(0))\| \leq M_e e^{-\omega_e t} \|x_e(0) - \Sigma(0)\|$ .

If we write  $\Sigma_k = \begin{pmatrix} \Pi_k \\ \Gamma_k \end{pmatrix} \in Z \times X_c$ , then (6a) and the conditions (5) imply

$$\begin{aligned} \begin{bmatrix} i\mu_k - \mathfrak{A}_0 & 0 \\ B_c \mathfrak{C} & i\mu_k - J_c \end{bmatrix} \begin{bmatrix} \Pi_k \\ \Gamma_k \end{bmatrix} &= \begin{bmatrix} B_d w_{1k} \\ B_c y_r^k \end{bmatrix} \\ \Rightarrow (i\mu_k - J_c) \Gamma_k &= B_c(y_r^k - \mathfrak{C} \Pi_k) \\ \stackrel{(5a)}{\Rightarrow} B_c(y_r^k - \mathfrak{C} \Pi_k) &= 0 \quad \stackrel{(5b)}{\Rightarrow} y_r^k = \mathfrak{C} \Pi_k = \mathfrak{C}_e \Sigma_k. \end{aligned}$$

Using  $\mathfrak{C}_e \Sigma_k = y_r^k$ , we can write the regulation error  $e(t) = y(t) - y_{ref}(t)$  as

$$e(t) = \mathfrak{C}_e x_e(t) - \sum_{k=-q}^q y_r^k e^{i\mu_k t} = \mathfrak{C}_e x_e(t) - \sum_{k=-q}^q \mathfrak{C}_e \Sigma_k e^{i\mu_k t} = \mathfrak{C}_e(x_e(t) - \Sigma(t)).$$

Finally, since  $\mathfrak{C}_e A_e^{-1} \in \mathcal{L}(X, Y)$  for boundary control systems, we have

$$\begin{aligned} \|e(t)\| &= \|\mathfrak{C}_e(x_e(t) - \Sigma(t))\| = \|\mathfrak{C}_e A_e^{-1} T_e(t) A_e(x_e(0) - \Sigma(0))\| \\ &\leq M_e e^{-\omega_e t} \|\mathfrak{C}_e A_e^{-1}\| \cdot \|A_e(x_e(0) - \Sigma(0))\| \end{aligned}$$

and thus  $e^{\alpha t} \|e(t)\| \rightarrow 0$  as  $t \rightarrow \infty$  for any  $0 < \alpha < \omega_e$ .

Since the proof can be repeated analogously for any perturbations of  $(\mathfrak{A}_0, \mathfrak{B}, \mathfrak{B}_d, B_d, \mathfrak{C})$  for which the closed-loop system remains an internally well-posed and exponentially stable boundary control system, the controller has the stated robustness properties.  $\square$

#### 4. A PASSIVE ROBUST CONTROLLER

We choose the parameters  $J_c$  and  $B_c$  of the controller in such a way that the controller (2) incorporates an internal model of the signals  $y_{ref}(t)$  and  $w_{dist}(t)$  in the sense that (5) are satisfied. To this end, we will choose



$$X_c := Y \times \cdots \times Y = Y^{2q+1} = \mathbb{R}^{p(2q+1)},$$

$$(7a) \quad J_c = \text{blockdiag}(J_c^0, J_c^1, \dots, J_c^q),$$

$$(7b) \quad J_c^0 = 0_{p \times p}, \quad J_c^k = \begin{bmatrix} 0 & \omega_k I_{p \times p} \\ -\omega_k I_{p \times p} & 0 \end{bmatrix},$$

$$(7c) \quad B_c = \delta_c \begin{bmatrix} B_{c0}^0 \\ \vdots \\ B_{c0}^q \end{bmatrix}, \quad B_{c0}^0 = I_{p \times p}, \quad B_{c0}^k = \begin{bmatrix} I_{p \times p} \\ 0 \end{bmatrix}.$$

**Lemma 4.1.** *The conditions (5) are satisfied for the controller parameters (7).*

*Proof.* Since  $B_{c0}^k$  are injective, the same is true for  $B_c$  and thus (5b) holds. First let  $k = 0$  with  $\omega_0 = 0$  and  $w \in \mathcal{R}(i\omega_0 - J_c) \cap \mathcal{R}(B_c)$ . Then  $w = (i\omega_0 - J_c)x_c = B_c y$  for some  $w, x_c \in X_c$  and  $y \in Y$ , and the structure of  $J_c$  and  $B_c$  imply  $(i\omega_0 - J_c^0)x_c^1 = \delta_c B_{c0}^0 y$ . Since  $i\omega_0 - J_c^0 = 0$  and  $B_{c0}^0$  is injective, we have  $y = 0$ , which further implies  $w = B_c y = 0$ . Thus (5a) holds for  $k = 0$ .

On the other hand, if  $k \in \{1, \dots, q\}$  and  $w = (\pm i\omega_0 - J_c)x_c = B_c y$  for  $w, x_c \in X_c$  and  $y \in Y$ , then the structures of  $J_c$  and  $B_c$  again imply that

$$\begin{bmatrix} \pm i\omega_k I & -\omega_k I \\ \omega_k I & \pm i\omega_k I \end{bmatrix} \begin{bmatrix} z_1 \\ z_2 \end{bmatrix} = \delta_c B_{c0}^k y = \delta_c \begin{bmatrix} y \\ 0 \end{bmatrix}$$

for some  $z_1, z_2 \in Y$ . Since  $\omega_k > 0$ , the second line of the above equation implies  $z_1 = \mp i z_2$ . Substituting to the first line we get

$$\delta_c y = \pm i\omega_k z_1 - \omega_k z_2 = \pm i\omega_k (\mp i z_2) - \omega_k z_2 = 0,$$

which implies  $w = B_c y = 0$ . Since  $w \in \mathcal{R}(\pm i\omega_k - J_c) \cap \mathcal{R}(B_c)$  was arbitrary, (5b) is satisfied.  $\square$

The following theorem is the main result of this paper.

**Theorem 4.2.** *Assume the operator  $C := \mathfrak{C}|_{D(A)}$  is admissible with respect to  $T(t)$  generated by  $A$ . Then there exists  $\delta_c^* > 0$  such that for all  $\delta_c \in (0, \delta_c^*)$  the controller (2) with parameters (7) solves the robust output regulation problem for all reference and disturbance signals (4).*

The proof of Theorem 4.2 uses the following lemma.

**Lemma 4.3.** *There exists a unique operator  $H \in \mathcal{L}(X_c, X)$  satisfying  $HJ_c = \mathfrak{A}H$  and  $\mathfrak{B}H = -B_c^T$ , and this operator has the properties  $\mathcal{R}(H) \subset Z$  and  $\mathfrak{C}H \in \mathcal{L}(X_c, Y)$ . There exist  $\delta_0^* > 0$ ,  $M_c > 0$  such that for any  $\delta_c \in (0, \delta_0^*)$  we can choose  $P_{c0} > 0$  such that  $\|P_{c0}\| \leq M_c$  and*

$$P_{c0}(J_c + B_c \mathfrak{C}H) + (J_c + B_c \mathfrak{C}H)^T P_{c0} = -\delta_c^2 I.$$

*Proof.* Define a block-diagonal invertible matrix  $T = \text{blockdiag}(T_0, T_1, \dots, T_q) \in \mathbb{C}^{n_c \times n_c}$  where  $n_c = p(2q+1)$  with  $T_0 = I_p$  and  $T_k = \begin{bmatrix} I & I \\ iI & -iI \end{bmatrix}$ ,  $T_k^{-1} = \frac{1}{2} \begin{bmatrix} I & -iI \\ I & iI \end{bmatrix}$ . Then defining  $G_1 := T^{-1}J_c T = \text{blockdiag}(i\omega_0 I_p, i\omega_1 I_p, -i\omega_1 I_p, \dots, i\omega_q I_p, -i\omega_q I_p)$ , we can see that  $H$  can be solved from the equations  $HTG_1 = \mathfrak{A}HT$  and  $\mathfrak{B}HT = -B_c^T T$ . Due to the block-diagonal structure of  $G_1 \in \mathbb{C}^{n_c \times n_c}$ , the operator  $HT$  has the structure  $HT = (H_0, H_1, H_{-1}, \dots, H_q,$

$H_{-q}$ ). Since  $B_c^T T = \delta_c [I, \dots, I]$ , for each  $k \in \{0, \dots, q\}$  the operators  $H_{\pm k} : \mathbb{C}^p \rightarrow X$  are determined by  $z_{\pm k} = H_{\pm k} y$  for all  $y \in Y$  where  $z_{\pm k}$  are the solutions of the abstract elliptic equations

$$\begin{cases} (\pm i\omega_k - \mathfrak{A})z_{\pm k} = 0 \\ \mathfrak{B}z_{\pm k} = -\delta_c y. \end{cases}$$

We have from [19, Prop. 10.1.2, Rem. 10.1.3 & 10.1.5] that  $H_k \in \mathcal{L}(\mathbb{C}^p, X)$  and  $\mathcal{R}(H_k) \subset Z$  for all  $k \in \{-q, \dots, q\}$ . Due to the properties of the transformation  $T$ ,  $H$  operates between the real spaces  $X_c$  and  $X$ . Thus we conclude that  $H \in \mathcal{L}(X_c, X)$  and  $\mathcal{R}(H) \subset Z$ . The result [2, Thm. 2.9] implies that  $\mathfrak{C}H_{\pm k}y = \mathfrak{C}z_{\pm k} = -\delta_c P(i\omega_k)y$  for all  $y \in Y$  and  $k \in \{0, \dots, q\}$ . Because of this, we have

$$\mathfrak{C}HT = -\delta_c [P(i\omega_0), P(i\omega_1), P(-i\omega_1), \dots, P(i\omega_q), P(-i\omega_q)].$$

Using the transformation  $T$  and defining  $G_2 := T^{-1}B_c$  we get

$$T^{-1}(J_c + B_c \mathfrak{C}H)T = G_1 + G_2 \mathfrak{C}HT.$$

By Assumption 3.1 we have  $\operatorname{Re} P(\pm i\omega_k) > 0$  for all  $k \in \{0, \dots, q\}$ , and this further implies  $\sigma(P(\pm i\omega_k)) \subset \mathbb{C}_+$  for all  $k \in \{0, \dots, q\}$ . Indeed, if  $S \in \mathcal{L}(U)$  satisfies  $\operatorname{Re} S > 0$  and if  $\operatorname{Re} \lambda \leq 0$ , then

$$\operatorname{Re}(S - \lambda) = |\operatorname{Re} \lambda| + \operatorname{Re} S > 0$$

and  $S - \lambda$  is nonsingular. Write  $\mathfrak{C}HT = -\delta_c K$ . Since  $G_2 = T^{-1}B_c = (\delta_c/2)G_{20}$  where  $G_{20} = [I, \dots, I]^T$ , the operator  $(G_1 + G_2 \mathfrak{C}HT)^* = G_1^* - (\delta_c^2/2)K^*G_{20}^*$  is of the form of the operator  $A_c(\varepsilon)$  in [7, App. B] with  $\varepsilon = \delta_c^2/2$ . If we denote by  $T_{\delta_c}(t) = \exp((J_c + B_c \mathfrak{C}H)t)$  the matrix exponential of  $J_c + B_c \mathfrak{C}H = T(G_1 + G_2 \mathfrak{C}HT)T^{-1}$ , then the proof of Theorem 1 in [7, App. B] shows that there exist  $M_0, \omega_0, \delta_0^* > 0$  for all  $\delta_c \in (0, \delta_0^*)$  we have that  $\|T_{\delta_c}(t)\| \leq M_0 e^{-\omega_0 \delta_c^2 t}$  for all  $t \geq 0$ .

Let  $\delta_c \in (0, \delta_0^*)$ . Since  $T_{\delta_c}(t)$  is exponentially stable, we can choose  $\tilde{P}_{c0} > 0$  such that

$$(J_c + B_c \mathfrak{C}H)\tilde{P}_{c0} + (J_c + B_c \mathfrak{C}H)^T \tilde{P}_{c0}^T = -I.$$

The operator  $\tilde{P}_{c0}$  is given by  $\tilde{P}_{c0} = \int_0^\infty T_{\delta_c}(t)^T T_{\delta_c}(t) dt$ . Thus

$$\|\tilde{P}_{c0}\| \leq \int_0^\infty \|T_{\delta_c}(t)\|^2 dt \leq M_0^2 \int_0^\infty e^{-2\omega_0 \delta_c^2 t} dt = \frac{M_0^2}{2\omega_0 \delta_c^2}.$$

Now  $P_{c0} = \delta_c^2 \tilde{P}_{c0}$  has the required properties.  $\square$

*Proof of Theorem 4.2.* By Theorem 3.2 and Lemma 4.1 it is sufficient to show that the closed-loop system is exponentially stable without the presence of the reference and disturbance signals. Let  $H \in \mathcal{L}(X_c, X)$  be as in Lemma 4.3. Since  $B_c = \delta_c B_{c0}$ , also  $H = \delta_c H_0$  for a fixed  $H_0 \in \mathcal{L}(X_c, X)$ . We choose the Lyapunov function candidate  $V_e$  for the closed-loop system by

$$V_e = \langle x + Hx_c, P(x + Hx_c) \rangle + \langle x_c, P_c x_c \rangle$$

where  $x = x(t)$  and  $x_c = x_c(t)$  are the states of the plant and the controller, respectively, and  $P$  and  $P_c$  will be chosen later. Since the coordinate transform  $(x, x_c) \rightarrow (x + Hx_c, x_c)$  is boundedly invertible,  $V_e$  is a valid Lyapunov function candidate whenever  $P > 0$  and  $P_c > 0$ .

Let  $(x(t), x_c(t))^T$  be a classical solution of the closed-loop system with  $y_{\text{ref}}(t) \equiv 0$  and  $w_{\text{dist}}(t) \equiv 0$ . Since  $\mathfrak{B}x(t) = B_c^T x_c(t)$  and  $\mathfrak{B}H = -B_c^T$ , we have  $\mathfrak{B}(x(t) + Hx_c(t)) = 0$ . Thus  $x(t) + Hx_c(t) \in \mathcal{N}(\mathfrak{B}) = D(A)$  and  $\mathfrak{A}(x(t) + Hx_c(t)) = A(x(t) + Hx_c(t))$ . If we denote  $\tilde{A} = A - HB_cC : D(A) \subset X \rightarrow X$ , then a direct computation shows that

$$\begin{aligned} \frac{1}{2}\dot{V}_e &= \text{Re}\langle \dot{x} + H\dot{x}_c, P(x + Hx_c) \rangle + \text{Re}\langle \dot{x}_c, P_c x_c \rangle \\ &= \text{Re}\langle \mathfrak{A}x + HJ_c x_c - HB_c \mathfrak{C}x, P(x + Hx_c) \rangle + \text{Re}\langle J_c x_c - B_c \mathfrak{C}x, P_c x_c \rangle \\ &= \text{Re}\langle \tilde{A}(x + Hx_c), P(x + Hx_c) \rangle \text{Re}\langle (J_c + B_c \mathfrak{C}H)x_c, P_c x_c \rangle \\ &\quad + \text{Re}\langle B_c \mathfrak{C}Hx_c, H^* P(x + Hx_c) \rangle - \text{Re}\langle C(x + Hx_c), B_c^T P_c x_c \rangle. \end{aligned}$$

By assumption,  $A$  generates an exponentially stable semigroup and thus  $C$  is infinite-time admissible with respect to  $A$ . Thus for a fixed  $\varepsilon > 0$  there exists  $P > 0$  such that [19, Thm. 5.1.1]

$$2\text{Re}\langle Ax_1, Px_1 \rangle = -2\varepsilon\|x_1\|^2 - 2\varepsilon\|Cx_1\|^2 \quad \forall x_1 \in D(A).$$

Then we also for  $\tilde{A} = A - HB_cC$  the scalar inequality  $2ab \leq a^2 + b^2$  implies that for every  $x_1 \in D(A)$

$$\begin{aligned} 2\text{Re}\langle \tilde{A}x_1, Px_1 \rangle &= 2\text{Re}\langle Ax_1, Px_1 \rangle + 2\delta_c^2 \text{Re}\langle Cx_1, B_{c0}^T H_0^* x_1 \rangle \\ &\leq -2\varepsilon\|x_1\|^2 - 2\varepsilon\|Cx_1\|^2 + \delta_c^2\|Cx_1\|^2 + \delta_c^2\|H_0 B_{c0}\|^2\|x_1\|^2 \\ &= -(2\varepsilon - \delta_c^2\|H_0 B_{c0}\|^2)\|x_1\|^2 - (2\varepsilon - \delta_c^2)\|Cx_1\|^2 \leq -\varepsilon\|x_1\|^2 - \varepsilon\|Cx_1\|^2 \end{aligned}$$

for all  $0 < \delta_c \leq \delta_1^*$  with a sufficiently small fixed  $\delta_1^* > 0$ .

If we let  $P_{c0} > 0$  be as in Lemma 4.3 and  $\varepsilon_c > 0$ , then for  $P_c = \varepsilon_c P_{c0} > 0$  we have

$$P_c(J_c + B_c \mathfrak{C}H) + (J_c + B_c \mathfrak{C}H)^T P_c = -\varepsilon_c \delta_c^2 I$$

and  $\|P_c\| \leq M_c \varepsilon_c$  for some constant  $M_c$  and for all  $\varepsilon_c > 0$ . If  $0 < \delta_c < \min\{\delta_0^*, \delta_1^*\}$ , we can use the inequality  $2\text{Re}\langle z_1, z_2 \rangle \leq \beta^2\|z_1\|^2 + \frac{1}{\beta^2}\|z_2\|^2$  for  $\beta > 0$  to estimate

$$\begin{aligned} \dot{V}_e &= 2\text{Re}\langle \tilde{A}(x + Hx_c), P(x + Hx_c) \rangle + 2\text{Re}\langle (J_c + B_c \mathfrak{C}H)x_c, P_c x_c \rangle \\ &\quad + 2\text{Re}\langle B_c \mathfrak{C}Hx_c, H^* P(x + Hx_c) \rangle - 2\text{Re}\langle C(x + Hx_c), B_c^T P_c x_c \rangle \\ &\leq -\varepsilon\|x + Hx_c\|^2 - \varepsilon\|C(x + Hx_c)\|^2 + \|H^* P(x + Hx_c)\|^2 - \varepsilon_c \delta_c^2 \|x_c\|^2 \\ &\quad + \|B_c \mathfrak{C}Hx_c\|^2 + \beta^2\|C(x + Hx_c)\|^2 + \frac{1}{\beta^2}\|B_c^T P_c x_c\|^2 \\ &= \left[ -\varepsilon + \delta_c^2\|H_0^* P\|^2 \right] \|x + Hx_c\|^2 - (\varepsilon - \beta^2)\|C(x + Hx_c)\|^2 \\ &\quad + \delta_c^2 \left[ -\varepsilon_c + \delta_c^2\|B_{c0} \mathfrak{C}H_0\|^2 + \frac{1}{\beta^2} M_c^2 \varepsilon_c^2 \|B_{c0}\|^2 \right] \|x_c\|^2. \end{aligned}$$

Here  $\varepsilon > 0$  is fixed, and we can choose  $\beta^2 = \varepsilon/2$ . Then we can choose a sufficiently small fixed  $\varepsilon_c > 0$  and  $\delta_2^* > 0$  such that if  $0 < \delta_c < \delta_c^* :=$

$\min\{\delta_0^*, \delta_1^*, \delta_2^*\}$ , then

$$\dot{V}_e \leq -\tilde{\varepsilon}_e (\|x + Hx_c\|^2 + \|x_c\|^2) \leq -\tilde{\varepsilon}_e \max\{\|P^{-1}\|, \|P_c^{-1}\|\} V_e =: -\varepsilon_e V_e,$$

where  $\varepsilon_e$  depends on the choice of  $\delta_c > 0$ .  $\square$

**Remark 4.4.** The approach in the proof of Theorem 4.2 is not crucially dependent on the impedance passivity of the system (3) and the technique can be adapted for internal model based low-gain controllers under assumptions similar to those in [16, Thm. 1.1].

## 5. APPLICATION TO ATOMIC FORCE MICROSCOPY

As application example we consider the output tracking trajectory problem for a piezo actuated tube used in positioning systems for Atomic Force Microscopy (see Figure 1).

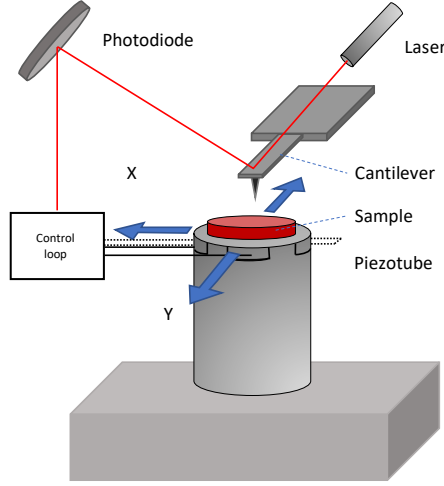


FIGURE 1. Atomic Force Microscopy.

This actuator provides the high positioning resolution and the large bandwidth necessary for the trajectory control during scanning processes. The active part situated at the tip of the flexible tube is composed of three concentric layers: a piezo material in between two cylindric electrodes (see Figure 2). The deformation of the active material subject to an external voltage results in an torque applied at the extremity of the tube.

For the sake of simplicity we consider the motion of the tube in one direction. In this case the structure of the system behaves as a clamped-free beam, represented by the Timoshenko beam model and actuated through boundary control stemming from the piezoelectric action at the tip of the beam. By choosing as state variables the energy variables, namely the shear displacement  $x_1 = \frac{\partial w}{\partial z}(z, t) - \phi(z, t)$ , the transverse momentum distribution  $x_2 = \rho(z) \frac{\partial w}{\partial t}(z, t)$ , the angular displacement  $x_3 = \frac{\partial \phi}{\partial z}(z, t)$  and the angular momentum distribution  $x_4 = I_\rho \frac{\partial \phi}{\partial t}(z, t)$  for  $z \in (a, b)$ ,  $t \geq 0$ , where  $w(z, t)$  is the transverse displacement and  $\phi(z, t)$  the rotation angle of the beam,

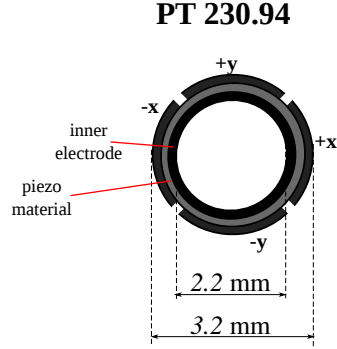


FIGURE 2. The piezoelectric tube.

the port-Hamiltonian model of the uncontrolled Timoshenko beam is of the form (1a)–(1b) with  $\mathcal{H}(\cdot) \equiv \text{diag} \left( K, \frac{1}{\rho}, EI, \frac{1}{I_\rho} \right) \in \mathbb{R}^4$ ,

$$P_1 = \begin{bmatrix} 0 & 1 & 0 & 0 \\ 1 & 0 & 0 & 0 \\ 0 & 0 & 0 & 1 \\ 0 & 0 & 1 & 0 \end{bmatrix}, \quad P_0 = \begin{bmatrix} 0 & 0 & 0 & -1 \\ 0 & 0 & 0 & 0 \\ 0 & 0 & 0 & 0 \\ 1 & 0 & 0 & 0 \end{bmatrix}$$

and  $G_0 = \text{diag}(0, b_w, 0, b_\phi)$  [10]. Here  $\rho$ ,  $I_\rho$ ,  $E$ ,  $I$  and  $K$  are the mass per unit length, the angular moment of inertia of a cross section, Young's modulus of elasticity, the moment of inertia of a cross section, and the shear modulus respectively,  $b_w, b_\phi$  the friction coefficients. The energy of the beam is expressed in terms of the state variables,

$$\begin{aligned} E(t) &= \frac{1}{2} \int_a^b (Kx_1^2 + \frac{1}{\rho}x_2^2 + EIx_3^2 + \frac{1}{I_\rho}x_4^2) dz \\ &= \frac{1}{2} \int_a^b x(z)^T (\mathcal{H}x)(z) dz =: \frac{1}{2} \|x\|_{\mathcal{H}}^2. \end{aligned}$$

From Definition 2.1 considering that  $N = 1$  and  $Q = P_1$  we get

$$\begin{bmatrix} f_\partial(t) \\ e_\partial(t) \end{bmatrix} = \frac{1}{\sqrt{2}} \begin{bmatrix} \frac{\partial w}{\partial t}(b) - \frac{\partial w}{\partial t}(a) \\ K \left( \frac{\partial w}{\partial z}(b) - \phi(b) \right) - K \left( \frac{\partial w}{\partial z}(a) - \phi(a) \right) \\ \frac{\partial \phi}{\partial t}(b) - \frac{\partial \phi}{\partial t}(a) \\ EI \frac{\partial \phi}{\partial z}(b) - EI \frac{\partial \phi}{\partial z}(a) \\ K \left( \frac{\partial w}{\partial z}(b) - \phi(b) \right) + K \left( \frac{\partial w}{\partial z}(a) - \phi(a) \right) \\ \frac{\partial w}{\partial t}(b) + \frac{\partial w}{\partial t}(a) \\ EI \frac{\partial \phi}{\partial z}(b) + EI \frac{\partial \phi}{\partial z}(a) \\ \frac{\partial \phi}{\partial t}(b) + \frac{\partial \phi}{\partial t}(a) \end{bmatrix}$$

The beam is clamped at point  $a$ , i.e.,  $\frac{1}{\rho}x_2(a, t) = \frac{1}{I_\rho}x_4(a, t) = 0$  for  $t \geq 0$  and free/actuated at point  $b$ , i.e.,  $Kx_1(b, t) = 0$  and  $EIx_3(b, t) = u(t)$  for  $t \geq 0$ . The input and output of the system are then of the form (1) with

$$W_1 = \frac{1}{\sqrt{2}} \begin{bmatrix} 0 & 0 & 0 & 1 & 0 & 0 & 1 & 0 \end{bmatrix}$$

and

$$W_2 = \frac{1}{\sqrt{2}} \begin{bmatrix} 0 & 1 & 0 & 0 & 1 & 0 & 0 & 0 \\ -1 & 0 & 0 & 0 & 0 & 1 & 0 & 0 \\ 0 & 0 & -1 & 0 & 0 & 0 & 0 & 1 \end{bmatrix}$$

One can check that  $W := \begin{pmatrix} W_1 \\ W_2 \end{pmatrix}$  is full rank and  $W\Sigma W^T = 0$ , and thus Assumption 2.2 is satisfied. Choosing the angular velocity  $\frac{\partial\phi}{\partial t}(b, t)$  at the tip of the beam as output *i.e.*

$$\tilde{W} = \frac{1}{\sqrt{2}} [0 \ 0 \ 1 \ 0 \ 0 \ 0 \ 0 \ 1]$$

we have that  $W_1\Sigma W_1^T = 0$ ,  $\tilde{W}\Sigma\tilde{W}^T = 0$  and  $W_1\Sigma\tilde{W}^T = 1$ , the system is impedance passive satisfying Assumption 2.3. From Proposition 2.4 the closed loop system has a solution and the regulation error is well defined.

**5.1. Robust Controller Design and Numerical Simulation.** We now build a controller to achieve the robust output tracking for the Piezoelectric tube model. We use the numerical values given in Table 1 to achieve a realistic approximation of the dynamics of the piezo actuated tube.

| Parameters                         | Value             |
|------------------------------------|-------------------|
| Beam length                        | 5 cm              |
| Beam width                         | 0.3cm             |
| Beam thickness                     | 0.2 cm            |
| Material Density                   | 936               |
| Youngs modulus                     | $4.14 \cdot 10^9$ |
| Transverse dissipation coefficient | $10^{-4}$         |
| Rotational dissipation coefficient | $10^{-4}$         |

TABLE 1. Beam's model parameters.

For simulation purposes the Timoshenko beam model is discretized using a structure preserving method based on the Mixed Finite Element Method [5, 1]. We denote by  $N_f$  the number of basis elements, and consequently the full finite dimensional system has order  $4N_f$ . For the tracking we consider the reference signal

$$y_{ref}(t) = a \sin(\omega_1 t) + b \cos(\omega_2 t), \quad a, b \in \mathbb{R} \setminus \{0\}.$$

with two pairs of frequencies  $\pm\omega_k$  where  $\omega_i > 0$ ,  $k \in \{1, 2\}$ . As an input disturbance signal we consider the AC 50 Hz noise coming from the electrical network, hence

$$w_{dist,2}(t) = c \sin(2\pi 50t)$$

with  $c \in \mathbb{R}$  unknown. Since the piezo-actuated tube is a single-input single-output system, we can use a controller of the form

$$\begin{aligned} \dot{x}_c(t) &= \begin{bmatrix} 0 & \omega_1 & 0 & 0 \\ -\omega_1 & 0 & 0 & 0 \\ 0 & 0 & 0 & \omega_2 \\ 0 & 0 & -\omega_2 & 0 \end{bmatrix} x_c(t) + \begin{bmatrix} \delta_c \\ 0 \\ \delta_c \\ 0 \end{bmatrix} (y_{ref}(t) - y(t)), \\ u(t) &= \delta_c [1 \ 0 \ 1 \ 0] x_c(t) \end{aligned}$$

on  $X_c = \mathbb{R}^4$ . All the numerical values of the parameters related to the simulation can be found in table 2.

| Parameter  | Value                  |
|------------|------------------------|
| $N_f$      | 50                     |
| $a$        | 200 cm.s <sup>-1</sup> |
| $b$        | 100 cm.s <sup>-1</sup> |
| $c$        | 0.01                   |
| $\omega_1$ | 10 rad.s <sup>-1</sup> |
| $\omega_2$ | 15 rad.s <sup>-1</sup> |
| $\delta_c$ | 2                      |

TABLE 2. Parameters of the numerical simulation.

Theorem 4.2 implies that whenever  $\omega_k > 0$  are such that  $\text{Re } P(i\omega_k) \neq 0$ , the above controller achieves asymptotic output tracking of the reference signal  $y_{ref}(t)$  for sufficiently small  $\delta_c > 0$ .

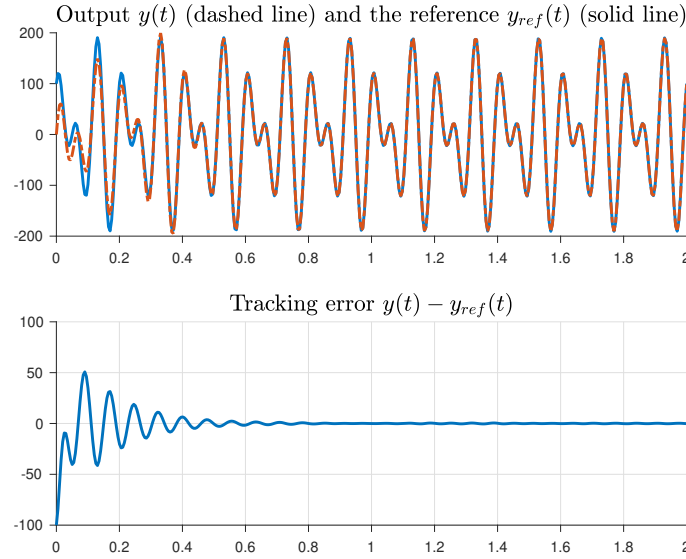


FIGURE 3. Simulation results. Controlled output and the tracking error.

Figure 3 depicts the output tracking performance for the zero initial states of the system and the controller, and exhibits steady convergence of the tracking error to zero.

Figure 4 shows the beam deformation when subject to the boundary torque delivered by the robust controller. This deformation has been reconstructed by spatial integration of the state variables. Due to robustness the output tracking is achieved even if the physical parameters of the piezo actuated tube model contain uncertainty or experience changes, as long as the closed-loop system stability is preserved.

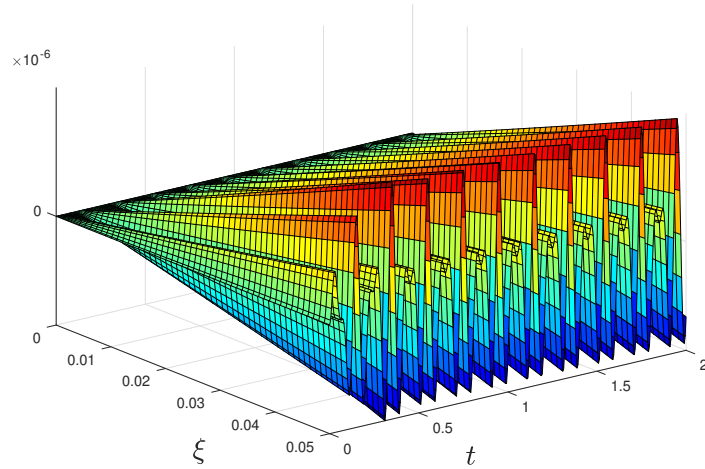


FIGURE 4. Piezo actuated tube deformation.

## 6. CONCLUSIONS

In this paper we have designed an impedance passive controller for robust output regulation of a port-Hamiltonian system with boundary control and observation. As our main result we have presented a new Lyapunov proof for robust regulation of impedance passive boundary control systems without the assumption of well-posedness. The use of Lyapunov techniques in the proof opens up new possibilities in design of robust controllers for nonlinear port-Hamiltonian systems.

## REFERENCES

- [1] A. Baaiu, F. Couenne, L. Lefèvre, Y. Le Gorrec, and M. Tayakout. Structure-preserving infinite dimensional model reduction. application to adsorption processes. *Journal of Process Control*, 19(3):394–404, 2009.
- [2] A. Cheng and K. Morris. Well-posedness of boundary control systems. *SIAM J. Control Optim.*, 42(4):1244–1265, 2003.
- [3] E. J. Davison. The robust control of a servomechanism problem for linear time-invariant multivariable systems. *IEEE Trans. Automat. Control*, 21(1):25–34, 1976.
- [4] B. A. Francis and W. M. Wonham. The internal model principle for linear multivariable regulators. *Appl. Math. Optim.*, 2(2):170–194, 1975.
- [5] G. Golo, V. Talasila, A.J. van der Schaft, and B.M. Maschke. Hamiltonian Discretization of Boundary Control Systems. *Automatica*, 40:757–771, 2004.
- [6] T. Härmäläinen and S. Pohjolainen. A finite-dimensional robust controller for systems in the CD-algebra. *IEEE Trans. Automat. Control*, 45(3):421–431, 2000.
- [7] T. Härmäläinen and S. Pohjolainen. A self-tuning robust regulator for infinite-dimensional systems. *IEEE Trans. Automat. Control*, 56(9):2116–2127, 2011.
- [8] J.-P. Humaloja and L. Paunonen. Robust regulation of infinite-dimensional port-Hamiltonian systems. *IEEE Trans. Automat. Control*, 63(5):1480–1486, 2018.
- [9] B. Jacob and H. Zwart. *Linear Port-Hamiltonian Systems on Infinite-Dimensional Spaces*, volume 223 of *Operator Theory: Advances and Applications*. Birkhäuser, Basel, 2012.
- [10] Y. Le Gorrec, H. Zwart, and B. Maschke. Dirac structures and boundary control systems associated with skew-symmetric differential operators. *SIAM J. Control Optim.*, 44(5):1864–1892, 2005.



- [11] A. Macchelli and B. M. Maschke. *Modeling and Control of Complex Physical Systems — The Port-Hamiltonian Approach*, chapter in Infinite-Dimensional Port-Hamiltonian Systems, pages 211–271. Springer-Verlag, Berlin, Germany, 2009.
- [12] A. Macchelli and C. Melchiorri. Modeling and control of the Timoshenko beam. the distributed port Hamiltonian approach. 43(2):743–767, 2004.
- [13] J. Malinen and O. J. Staffans. Impedance passive and conservative boundary control systems. *Complex Anal. Oper. Theory*, 1(2):279–300, 2007.
- [14] L. Paunonen, Y. Le Gorrec, and H. Ramírez. A simple robust controller for port-Hamiltonian systems. In *Proceedings of the 6th IFAC Workshop on Lagrangian and Hamiltonian Methods for Nonlinear Control*, Valparaíso, Chile, May 1–4 2018.
- [15] L. Paunonen and S. Pohjolainen. Internal model theory for distributed parameter systems. *SIAM J. Control Optim.*, 48(7):4753–4775, 2010.
- [16] R. Rebarber and G. Weiss. Internal model based tracking and disturbance rejection for stable well-posed systems. *Automatica J. IFAC*, 39(9):1555–1569, 2003.
- [17] D. Salamon. Infinite-dimensional linear systems with unbounded control and observation: A functional analytic approach. *Trans. Amer. Math. Soc.*, 300(2):383–431, 1987.
- [18] O. J. Staffans. Passive and conservative continuous-time impedance and scattering systems. Part I: Well-posed systems. *Math. Control Signals Systems*, 15(4):291–315, 2002.
- [19] M. Tucsnak and G. Weiss. *Observation and Control for Operator Semigroups*. Birkhäuser Basel, 2009.
- [20] A.J. van der Schaft and B. Maschke. Hamiltonian Formulation of Distributed Parameter Systems with Boundary Energy Flow. *Journal of Geometry and Physics*, 42:166–194, 2002.
- [21] J. Villegas. *A Port-Hamiltonian Approach to Distributed Parameter Systems*. PhD thesis, Universiteit Twente, Twente, The Netherlands, 2007.
- [22] W. Zhou, F. Couenne, B. Hamroun, and Y. Le Gorrec. Infinite dimensional port hamiltonian representation of chemical reactors,. In *IFAC Workshop on Lagrangian and Hamiltonian Methods for Nonlinear Control*, Bertinoro, Italy 29–31 August 2012.

(L. Paunonen) MATHEMATICS, FACULTY OF INFORMATION TECHNOLOGY AND COMMUNICATION SCIENCES, TAMPERE UNIVERSITY, PO. BOX 692, 33101 TAMPERE, FINLAND  
*E-mail address:* `lassi.paunonen@tuni.fi`

(Y. Le Gorrec) FEMTO-ST INSTITUTE, AS2M DEPARTMENT, UNIVERSITÉ DE FRANCHE-COMTÉ, BESANÇON, FRANCE  
*E-mail address:* `legorrec@femto-st.fr`

(H. Ramírez) UNIVERSIDAD TECNICA FEDERICO SANTA MARIA, VALPARAISO, CHILE  
*E-mail address:* `hector.ramireze@usm.cl`