

Randomized Approximation of Linear Least Squares Regression at Sublinear Cost

Victor Y. Pan^{[1,2],[a]} and Qi Luan^{[2],[b]}

^[1] Department of Computer Science
Lehman College of the City University of New York
Bronx, NY 10468 USA

^[2] Ph.D. Programs in Computer Science and Mathematics
The Graduate Center of the City University of New York
New York, NY 10036 USA

^[a] victor.pan@lehman.cuny.edu
<http://comet.lehman.cuny.edu/vpan/>
^[b] qi_luan@yahoo.com

Abstract

We prove that with a high probability (*whp*) our sublinear cost extension of the Sarlòs algorithm of 2006 outputs a nearly optimal solution of the Linear Least Squares Regression (LLSR) for a random input. Our extensive tests are in good accordance with this result.

Key Words: Least Squares Regression, Sublinear cost, Gaussian random matrices

2000 Math. Subject Classification: 65Y20, 65F05, 68Q25, 68W20, 68W25

1 Introduction

The LLSR problem. LLSR is a hot research subject, fundamental for Matrix Computations and Big Data Mining and Analysis. The matrices that define Big Data are frequently so immense that realistically one can access only a tiny fraction of their entries and thus must perform computations at *sublinear cost* – by using much fewer memory cells and arithmetic operations than the input matrix has entries.

Our progress. Although any LLSR algorithm running at sublinear cost fails on the worst case inputs, we prove that our sublinear cost extension of the Sarlòs algorithm of [S06] approximates an optimal solution of the problem arbitrarily closely with a high probability (*whp*) in the case of a Gaussian random input matrix, that is, one filled with independent identically distributed Gaussian (normal) random variables. Hereafter we call such a matrix just *Gaussian* and call the LLSR problem for such a random input *dual*.

We performed extensive numerical tests whose results are in good accordance with our theorem; this suggests that our sublinear cost solution of the LLSR problem is nearly optimal for a large class of inputs.

Related works. Our transition to dual matrix computations in this paper extends the earlier work on the dual problems of Gaussian elimination with no pivoting in [PQY15] and [PZ17] and

on Low Rank Approximation (LRA) of a matrix in [PZ16], [PLSZ16], [PLSZ17], [PLSZa], [PLSZb], [PLa], [LPSa], and [Pa].¹

Organization of the paper. In the next section we recall the LLSR problem and its randomized approximate solution by Sarlos’ of [S06]. We cover its sublinear cost extension in Section 3. In Section 4, the contribution of the second author, we cover our numerical tests.

2 Linear Least Squares Regression

Problem 2.1. [Least Squares Solution of an Overdetermined Linear System of Equations or Linear Least Squares Regression (LLSR).] *Given two integers m and d such that $1 \leq d < m$, a matrix $A \in \mathbb{R}^{m \times d}$, and a vector $\mathbf{b} \in \mathbb{R}^m$, compute and output a vector $\mathbf{x} \in \mathbb{R}^d$ that minimizes the spectral norm $\|A\mathbf{x} - \mathbf{b}\|$ or equivalently outputs the subvector $\mathbf{x} = (y_j)_{j=0}^{d-1}$ of the vector*

$$\mathbf{y} = (y_j)_{j=0}^d = \operatorname{argmin}_{\mathbf{v}} \|M\mathbf{v}\| \text{ such that } M = (A \mid \mathbf{b}) \text{ and } \mathbf{v} = \begin{pmatrix} \mathbf{x} \\ -1 \end{pmatrix}. \quad (2.1)$$

The minimum norm solution to this problem is given by the vector $\mathbf{x} = A^+ \mathbf{b}$ for A^+ denoting the Moore–Penrose pseudo inverse of A ; $A^+ \mathbf{b} = (A^T A)^{-1} A^T \mathbf{b}$ if a matrix A has full rank d .

Algorithm 2.1. (Randomized Approximate LLSR from [S06].)

INPUT: An $m \times (d + 1)$ matrix M .

OUTPUT: A vector $\mathbf{x} \in \mathbb{R}^d$ approximating a solution of Problem 2.1.

INITIALIZATION: Fix an integer s such that $d \leq s \ll m$.

COMPUTATIONS: 1. Generate a matrix $F \in \mathbb{R}^{s \times m}$.

2. Compute and output a solution \mathbf{x} of Problem 2.1 for the $s \times (d + 1)$ matrix FM .

The following theorem shows that the algorithm outputs approximate solution to Problem 2.1 for M whp if $\sqrt{s} F$ is in the linear space $\mathcal{G}^{s \times m}$ of $s \times m$ Gaussian matrices.²

Theorem 2.1. (Error Bound for Algorithm 2.1. See [S06] or [W14, Theorem 2.3].) *Let us be given two integers s and d such that $0 < d \leq s$, two matrices $M \in \mathbb{R}^{m \times (d+1)}$ and Gaussian $F \in \mathcal{G}^{s \times m}$, and two tolerance values γ and ϵ such that*

$$0 < \gamma < 1, \quad 0 < \epsilon < 1, \quad \text{and } s = ((d + \log(1/\gamma)) \epsilon^{-2}) \eta \quad (2.2)$$

for a constant η . Then

$$\text{Probability} \left\{ 1 - \epsilon \leq \frac{1}{\sqrt{s}} \frac{\|FM\mathbf{y}\|}{\|M\mathbf{y}\|} \leq 1 + \epsilon \text{ for all vectors } \mathbf{y} \neq \mathbf{0} \right\} \geq 1 - \gamma. \quad (2.3)$$

For $m \gg s$ the transition $M \rightarrow FM$ substantially decreases the size of Problem 2.1; the computation of the matrix FM , however, involves order of $dsm \geq d^2m$ flops, and this dominates the overall arithmetic computational cost of the solution of Problem 2.1.

The current record upper estimate for this cost is $O(d^2m)$ (see [CW17], [W14, Section 2.1]), while the record lower bound of [CW09] has order $(s/\epsilon)(m + d) \log(md)$ provided that the relative output error norm is within a factor of $1 + \epsilon$ from its minimal value.

¹The papers [PLSZ16] and [PLSZ17] provide first formal support for LRA at sublinear cost, which they call “superfast” LRA.

²Such approximate solution serve as a pre-processor for practical implementation of numerical linear algebra algorithms for Problem 2.1 of least squares computation [M11, Section 4.5], [RT08], [AMT10].

3 Dual LLSR at Sublinear Cost

If an LLSR algorithm runs at sublinear cost, then it does not access an entry $m_{i,j}$ for some pair i and j and so cannot minimize the norm $\|M\mathbf{y}\|$ for the worst case input M . Indeed modification of $m_{i,j}$ does not change the output of such an algorithm but can dramatically change an optimal solution to the LLSR problem.³ This argument can be immediately extended to randomized LLSR algorithms, but next we compute at sublinear cost a solution of LLSR which is nearly optimal whp provided that M is a scaled Gaussian matrix. We call this variation of LLSR *dual*.

Namely we modify Algorithm 2.1 by allowing any orthogonal multiplier F , including sparse ones with which the algorithm runs at sublinear cost. Then according to the next theorem the output of this algorithm is nearly optimal whp in the case of a random Gaussian input.

Theorem 3.1. [Error Bounds for Dual LLSR.] *Suppose that we are given three integers s, m , and d such that $0 < d \leq s < m$, and two tolerance values γ and ϵ satisfying (2.2). Define an orthogonal matrix $Q_{s,m} \in \mathbb{R}^{s \times m}$ and a matrix $G_{m,d+1} \in \mathcal{G}^{m \times (d+1)}$ and write*

$$F := a Q_{s,m} \text{ and } M := b G_{m,d+1} \quad (3.1)$$

for two scalars a and b such that $ab\sqrt{s} = 1$. Then

$$\text{Probability} \left\{ 1 - \epsilon \leq \frac{\|FM\mathbf{z}\|}{\|M\mathbf{z}\|} \leq 1 + \epsilon \text{ for all vectors } \mathbf{z} \neq \mathbf{0} \right\} \geq 1 - \gamma.$$

Proof. Observe that the theorem is equivalent to Theorem 2.1 because the $s \times (d+1)$ matrix $\frac{1}{ab}FM$ is Gaussian by virtue of orthogonality invariance of Gaussian matrices. \square

The theorem shows that for any properly scaled orthogonal matrix F of (3.1) Algorithm 2.1 outputs a solution of the LLSR problem that whp is optimal up to a factor lying in the range $[1 - \epsilon, 1 + \epsilon]$.

4 Numerical Tests for LLSR

In this section we present the results of our tests of Algorithm 2.1 for LLSR on both synthetic and real-world data. We worked with random orthogonal multipliers, let $\mathbf{x} := \arg \min_{\mathbf{u}} \|F\mathbf{A}\mathbf{u} - F\mathbf{b}\|$, and computed the relative residual norms

$$\frac{\|\mathbf{A}\mathbf{x} - \mathbf{b}\|}{\min_{\mathbf{u}} \|\mathbf{A}\mathbf{u} - \mathbf{b}\|}.$$

In our tests these ratios quite closely approximated one from above.

We used the following random scaled orthogonal multipliers $F \in \mathbb{R}^{s \times m}$:

- (i) full rank $s \times m$ submatrices of $m \times m$ random permutation matrices,
- (ii) block permutation matrices formed by filling $s \times m$ matrices with $c = m/s$ identity matrices, each of size $s \times s$, and performing random column permutations. Here we choose $c = 8$ to match the computational cost of the application of ASPH multipliers,
- (iii) ASPH matrices from [PLSZa] and [PLSZb], which we output after performing just the first three recursive steps out of $\log_2 m$ steps involved into the generation of the matrices of subsampled randomized Hadamard transform, and
- (iv) for comparison we also included the test results with $s \times m$ Gaussian multipliers.

We performed our tests on a machine with Intel Core i7 processor running Windows 7 64bit; we invoked the *lstsq* function from Numpy 1.14.3 for solving the LLSR problems.

³Here we assume that $y_j \neq 0$. Otherwise we can delete the j th column of M , thus decreasing the input size.

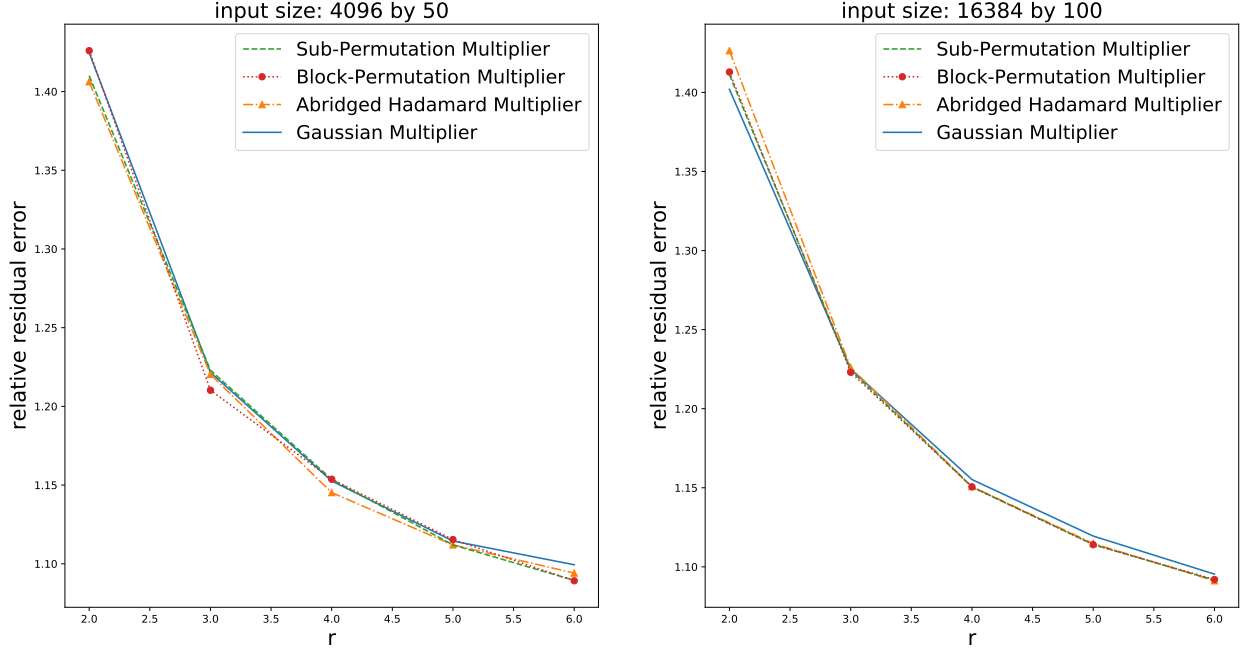


Figure 1: Relative error ratio in tests with Gaussian inputs

4.1 Synthetic Input Matrices

For synthetic inputs, we generated input matrices $A \in \mathbb{R}^{m \times d}$ by following (with a few modifications) the recipes of extensive tests in [AMT10], which compared the running time of the regular LLSR problems and the reduced ones with WHT, DCT, and DHT pre-processing.

We used input matrices A of size 4096×50 and 16384×100 being either Gaussian matrices or random ill-conditioned matrices. We generated the input vectors $\mathbf{b} = \frac{1}{\|\mathbf{Aw}\|} \mathbf{Aw} + \frac{0.001}{\|\mathbf{v}\|} \mathbf{v}$, where \mathbf{w} and \mathbf{v} were random Gaussian vectors of size d and m , respectively, and so \mathbf{b} was in the range of A up to a smaller term $\frac{0.001}{\|\mathbf{v}\|} \mathbf{v}$.

Figure 1 displays the test results for Gaussian input matrices.

Figure 2 displays the test results for ill-conditioned random inputs defined by their SVD $A = U\Sigma V^*$ where the orthogonal matrices U and V of singular vectors were given by the Q factors in QR-factorization of two independent Gaussian matrices and where $\Sigma = \text{diag}(\sigma_j)_j$ with $\sigma_j = 10^{5-j}$ for $j = 1, 2, \dots, 14$ and $\sigma_j = 10^{-10}$ for $j > 14$.

Our input matrices A are highly over-determined, having many more rows than columns. We have chosen $s = rd$, $r = 2, 3, 4, 5, 6$ for the multipliers F . By decreasing the ratio $r = s/d$ and the integer s we would accelerate the computations of our algorithm, but we had to keep it large enough in order to yield accurate solution.

We performed 100 tests with 100 random multipliers for every triple of the input class, multiplier class, and test sizes (cf. (2.2)) and computed the mean of the 100 relative residual norms of the output.

We display the test results in Figures 1 and 2 with ratio r marked on the horizontal axis. The tests show that our multipliers were consistently effective for random matrices. The performance was not affected by the conditioning of input matrices.

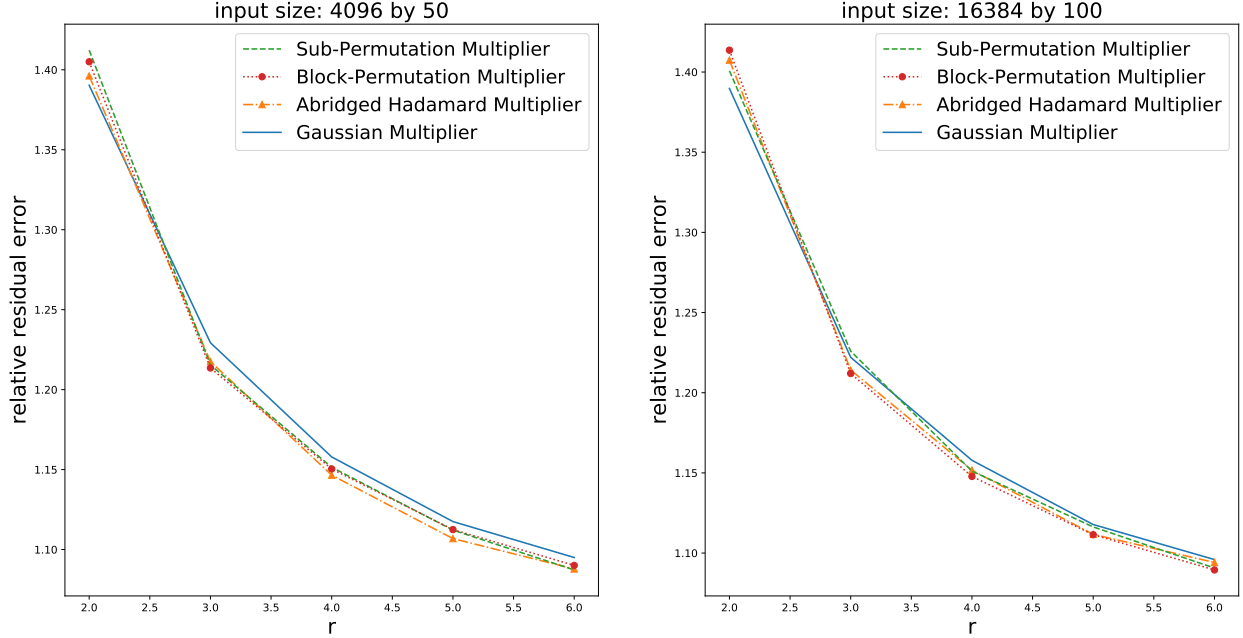


Figure 2: Relative error norm in tests with ill-conditioned random inputs

4.2 Red Wine Quality Data and California Housing Prices Data

In this subsection we present the test results for real world inputs, namely the Red Wine Quality Data and California Housing Prices Data. For each triple of the datasets, multiplier type and multiplier size, we repeated the test for 100 random multipliers and computed the mean relative residual norm. The results for these two input classes are displayed in Figures 3 and 4.

11 physiochemical feature data of the Red Wine Quality Data such as *fixed acidity*, *residual sugar level*, and *pH level* were the input variables in our tests and one sensory data *wine quality* were the output data; the tests covered 1599 different variants of the Portuguese "Vinho Verde" wine. See further information in [CCAMR09]. This dataset is often applied in regression tests that use physiochemical data of a specific wine in order to predict its quality, and among various types of regression LLSR is regarded as a popular choice.

From this dataset we constructed a 2048×12 input matrix A with each row representing one variant of red wine, and with columns consisting of a bias column and eleven physiochemical feature columns. The input vector \mathbf{b} is a vector consisting of the wine quality level (between 0 and 10) for each variant. We kept the 1599 rows of the original data, padded the rest of the rows with zeros, and performed a full row permutation of A .

The California Housing Prices data appeared in [PB97] and were collected from the 1990 California Census, including 9 attributes for each of the 20,640 Block Groups observed. This dataset is used for regression tests in order to predict the *median housing value* of a certain area given collected information of this area, such as *population*, *median income*, and *housing median age*.

We randomly selected 16,384 observations from the dataset in order to construct an independent input matrix A_0 of size 16384×8 and a dependent input vector $\mathbf{b} \in \mathbb{R}^{16384}$. Furthermore, we augmented A_0 with a single bias column, i.e. $A = [A_0 \ \mathbf{1}]$.

We computed approximate solutions by applying the algorithm supporting Theorem 3.1 and using our multipliers. Figure 3 and 4 shows that the resulting solution was almost as accurate as

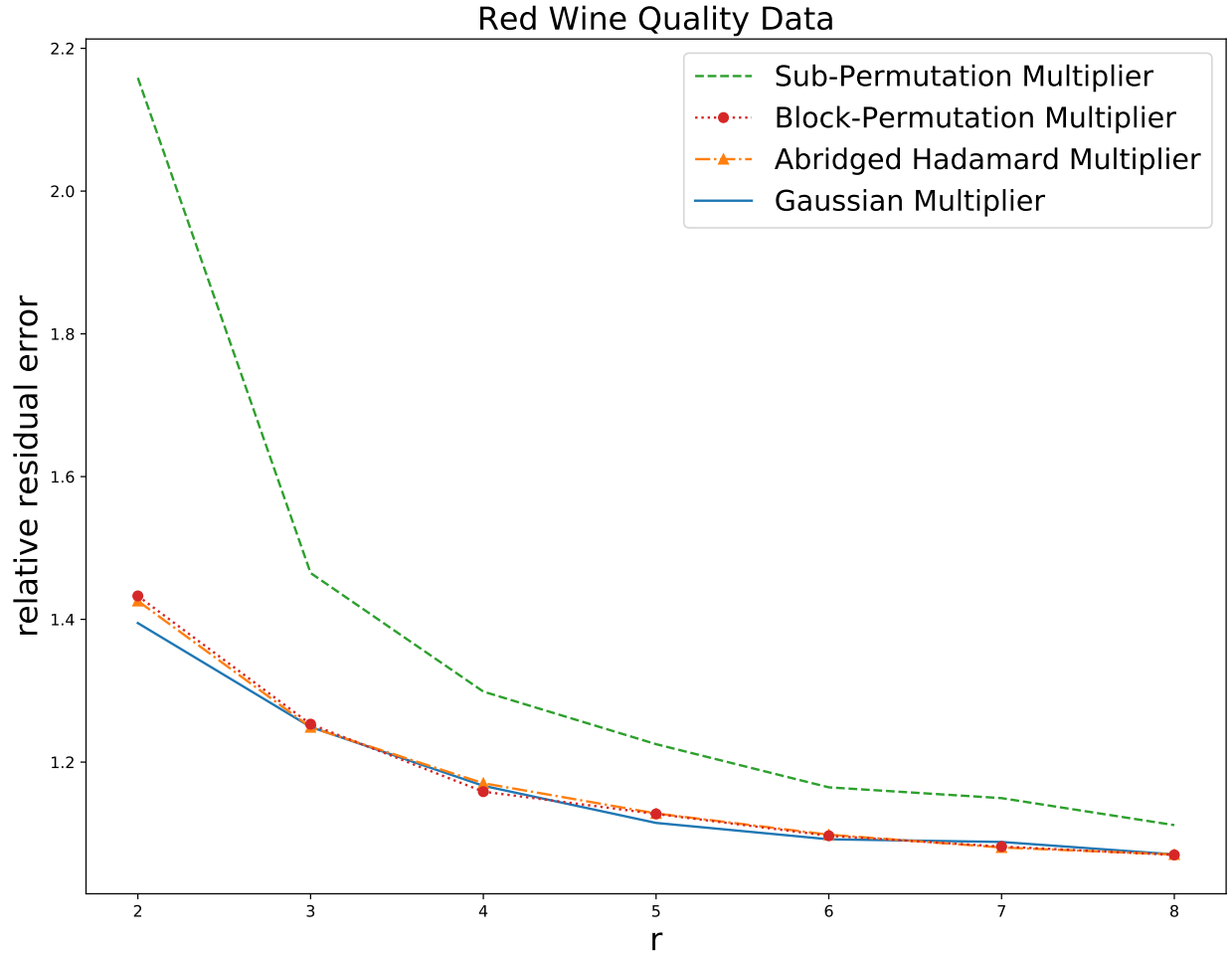


Figure 3: Relative residual ratio in tests with Red Wine Quality Data

the optimal solution. Moreover, using Gaussian multipliers rather than our sparse multipliers only enabled a marginal decrease of relative residual norm.

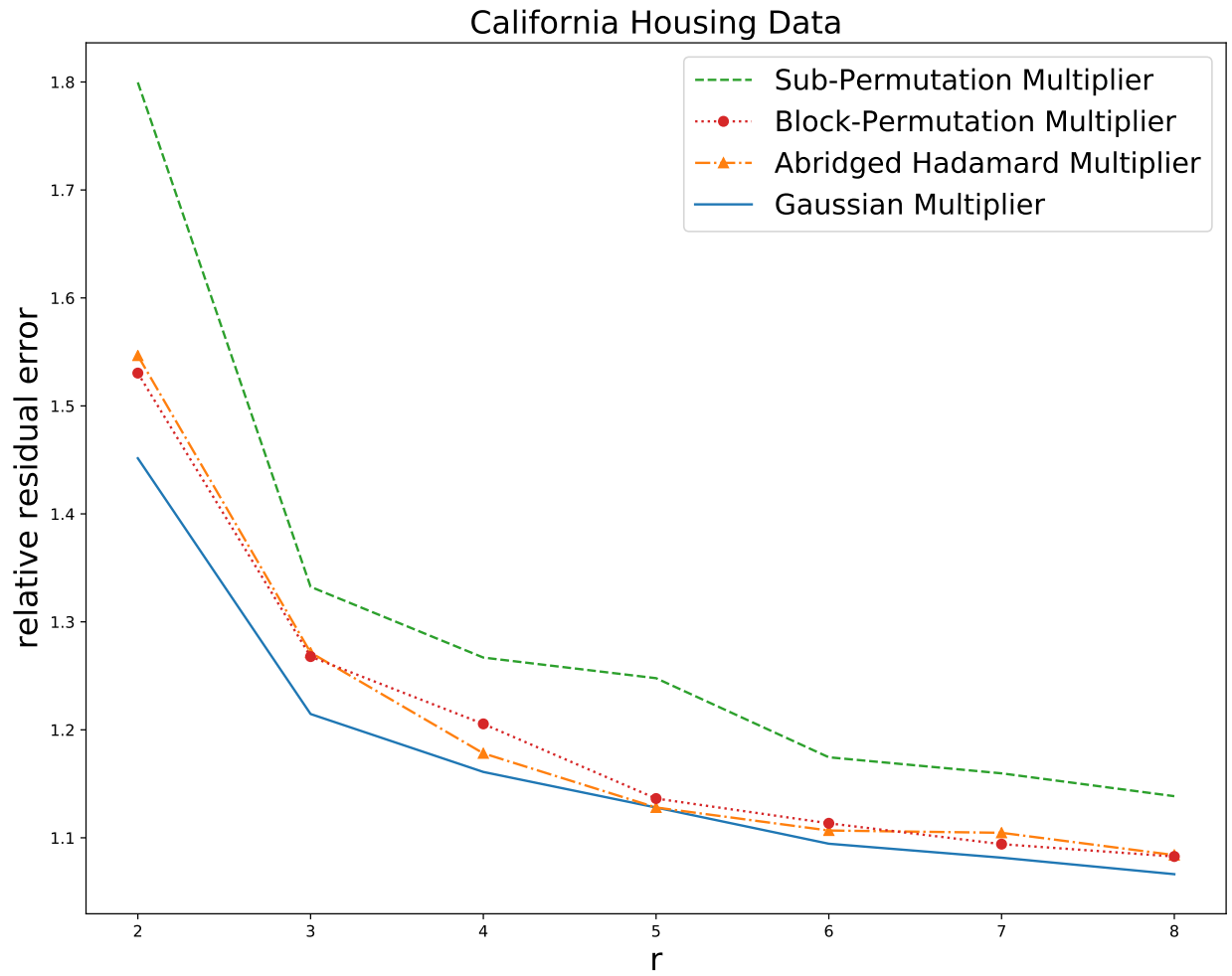


Figure 4: Relative residual ratio in tests with California Housing Prices Data

Acknowledgements: Our work was supported by NSF Grants CCF-1563942 and CCF-1733834 and PSC CUNY Award 69813 00 48.

References

- [AMT10] H. Avron, P. Maymounkov, S. Toledo, Blendenpik: Supercharging LAPACK’s Least-squares Solver, *SIAM Journal on Scientific Computing*, **32**, 1217–1236, 2010.
- [CCAMR09] P. Cortez, A. Cerdeira, F. Almeida, T. Matos and J. Reis, Modeling wine preferences by data mining from physicochemical properties, In *Decision Support Systems*, Elsevier, **47 4**, 547–553, 2009.
- [CW09] K. L. Clarkson, D. P. Woodruff, Numerical linear algebra in the streaming model, in *Proc. 41st ACM Symposium on Theory of Computing (STOC 2009)*, pages 205–214, ACM Press, New York, 2009.
- [CW17] K. L. Clarkson, D. P. Woodruff, Low Rank Approximation and Regression in Input Sparsity Time, *Journal of the ACM*, **63, 6**, Article 54, 2017; doi: 10.1145/3019134.
- [GL13] G. H. Golub, C. F. Van Loan, *Matrix Computations*, The Johns Hopkins University Press, Baltimore, Maryland, 2013 (fourth edition).
- [LPSa] Q. Luan, V. Y. Pan, J. Svadlenka, Low Rank Approximation Directed by Leverage Scores and Computed at Sub-linear Cost, arXiv:1906.04929 (Submitted on 10 Jun 2019).
- [M11] M. W. Mahoney, Randomized Algorithms for Matrices and Data, *Foundations and Trends in Machine Learning*, NOW Publishers, **3, 2**, 2011.
- [Pa] V. Y. Pan, Low Rank Approximation of a Matrix at Sub-linear Cost, arXiv:1907.10481, 21 July 2019.
- [PB97] R.K. Pace, R. Barry, Sparse Spatial Autoregressions, *Statistics and Probability Letters*, **33**, 291-297, 1997.
- [PLa] V. Y. Pan, Q. Luan, Refinement of Low Rank Approximation of a Matrix at Sub-linear Cost, arXiv:1906.04223 (Submitted on 10 Jun 2019).
- [PLSZ16] V. Y. Pan, Q. Luan, J. Svadlenka, L. Zhao, Primitive and Cynical Low Rank Approximation, Preprocessing and Extensions, arXiv 1611.01391v1 (Submitted on 3 Nov, 2016).
- [PLSZ17] V. Y. Pan, Q. Luan, J. Svadlenka, L. Zhao, Superfast Accurate Approximation of Low Rank Matrices, arXiv 1710.07946v1 (Submitted on 22 Oct, 2017).
- [PLSZa] V. Y. Pan, Q. Luan, J. Svadlenka, L. Zhao, Low Rank Approximation by Means of Subspace Sampling at Sub-linear Cost, arXiv:1906.04327 (Submitted on 10 Jun 2019).
- [PLSZb] V. Y. Pan, Q. Luan, J. Svadlenka, L. Zhao, CUR Low Rank Approximation at Sub-linear Cost, arXiv:1906.04112 (Submitted on 10 Jun 2019).

- [PQY15] V. Y. Pan, G. Qian, X. Yan, Random Multipliers Numerically Stabilize Gaussian and Block Gaussian Elimination: Proofs and an Extension to Low-rank Approximation, *Linear Algebra and Its Applications*, **481**, 202–234, 2015.
- [PZ16] V. Y. Pan, L. Zhao, Low-rank Approximation of a Matrix: Novel Insights, New Progress, and Extensions, *Lecture Notes in Computer Science (LNCS)*, **9691**, 352–366, Springer International Publishing, Switzerland (2016).
- [PZ17] V. Y. Pan, L. Zhao, Numerically Safe Gaussian Elimination with No Pivoting, *Linear Algebra and Its Applications*, **527**, 349–383, 2017.
- [S06] T. Sarlós, Improved Approximation Algorithms for Large Matrices via Random Projections, *Proceedings of IEEE Symposium on Foundations of Computer Science (FOCS)*, 143–152, 2006.
- [RT08] V. Rokhlin, M. Tygert, A Fast Randomized Algorithm for Overdetermined Linear Least-squares Regression, *Proc. Natl. Acad. Sci. USA*, **105**, **36**, 13212–13217, 2008.
- [W14] D.P. Woodruff, Sketching As a Tool for Numerical Linear Algebra, *Foundations and Trends in Theoretical Computer Science*, **10**, **1–2**, 1–157, 2014.