

Domain Adaptive Dialog Generation via Meta Learning

Kun Qian

Univeristy of California, Davis
kunqian@ucdavis.edu

Zhou Yu

Univeristy of California, Davis
joyu@ucdavis.edu

Abstract

Domain adaptation is an essential task in dialog system building because there are so many new dialog tasks created for different needs every day. Collecting and annotating training data for these new tasks is costly since it involves real user interactions. We propose a domain adaptive dialog generation method based on meta-learning (DAML). DAML is an end-to-end trainable dialog system model that learns from multiple rich-resource tasks and then adapts to new domains with minimal training samples. We train a dialog system model using multiple rich-resource single-domain dialog data by applying the model-agnostic meta-learning algorithm to dialog domain. The model is capable of learning a competitive dialog system on a new domain with only a few training examples in an efficient manner. The two-step gradient updates in DAML enable the model to learn general features across multiple tasks. We evaluate our method on a simulated dialog dataset and achieve state-of-the-art performance, which is generalizable to new tasks.

1 Introduction

Modern personal assistants, such as Alexa and Siri, are composed of thousands of single-domain task-oriented dialog systems. Every dialog task is different, due to the specific domain knowledge. An end-to-end trainable dialog system requires thousands of dialogs for training. However, the availability of the training data is usually limited as real users have to be involved to obtain the training dialogs. Therefore, adapting existing rich-resource data to new domains with limited resource is an essential task in dialog system research. Transfer learning (Caruana, 1997a; Bengio, 2012; Cohn et al., 1994; Mo et al., 2018), few-shot learning (Salakhutdinov et al., 2012; Li et al., 2006; Norouzi et al., 2013; Socher et al.,

2013) and meta-learning (Finn et al., 2017) are introduced in solving such data scarcity problem in machine learning. Because every dialog domain is very different from each other, generalize information from rich-resource domains to another low resource domain is difficult. Therefore, only a few studies have tackled domain adaptive end-to-end dialog training methods (Zhao and Eskénazi, 2018). We propose DAML based on meta-learning to combine multiple dialog tasks in training, in order to learn general and transferable information that is applicable to new domains.

Zhao and Eskénazi (2018) introduces action matching, a learning framework that could realize zero-shot dialog generation (ZSDG), based on domain description, in the form of seed response. With limited knowledge of a new domain, the model trained on several rich-resource domains achieves both impressive task completion rate and natural generated response. Rather than action matching, we propose to use model-agnostic meta-learning (MAML) algorithm (Finn et al., 2017) to perform dialog domain adaptation. The MAML algorithm tries to build an internal representation of multiple tasks and maximize the sensitivity of the loss function when applied to new tasks, so that small update of parameters could lead to large improvement of new task loss value. This allows our dialog system to adapt to new domain successfully not only with little target domain data but also in a more efficient manner.

The key idea of this paper is utilizing the abundant data in multiple resource domains and finding an initialization that could be accurately and quickly adapted to an unknown new domain with little data. We use the simulated data generated by SimDial (Zhao and Eskénazi, 2018). Specifically, we use three domains: restaurant, weather, and bus information search, as source data and test the meta-learned parameter initialization against

the target domain, movie information search. By modifying Sequicity (Lei et al., 2018), a seq2seq encoder-decoder network, improving it with a two-stage CopyNet (Gu et al., 2016), we implement the MAML algorithm to achieve an optimal initialization using dialog data from source domains. Then, we fine-tune the initialization towards the target domain with a minimal portion of dialog data using normal gradient descent. Finally, we evaluate the adapted model with testing data also from the target domain. We outperform the state-of-the-art zero-shot baseline, ZSDG (Zhao and Eskénazi, 2018), as well as other transfer learning methods (Caruana, 1997b). We publish the code on the github¹.

2 Related Works

Task-oriented dialog systems are developed to assist users to complete specific tasks, such as booking restaurant or querying weather information. The traditional method to build a dialog system is to train modules separately (Chen et al., 2017) such as: natural language understanding (NLU) (Deng et al., 2012; Dauphin et al., 2014; Hashemi et al.), dialog state tracker (Henderson et al., 2014), dialog policy learning (Cuayáhuitl et al., 2015; Young et al., 2013) and natural language generation (NLG) (Dhingra et al., 2017; Wen et al., 2015). Henderson et al. (2013) introduces the concept of belief tracker that tracks users' requirements and constraints in the dialog across turns. Recently, more and more works combine all the modules into a seq2seq model for the reason of easier model update. Lei et al. (2018) has introduced a new end-to-end dialog system, sequicity, constructed on a two-stage CopyNet (Gu et al., 2016): one for the belief tracker and another one for the response generation. This model has fewer number of parameters and trains faster than the state-of-the-art baselines while outperforming baselines on two large-scale datasets.

The traditional paradigm in machine learning research is to train a model for a specific task with plenty of annotated data. Obviously, it is not reasonable that large amount of data is still required to train a model from scratch if we already have models for similar tasks. Instead, we want to quickly adapt a trained model to a new task with a small amount of new data. Dialog adaptation

has been explored in various dimensions. Shi and Yu (2018) introduces an end-to-end dialog system that adapts to user sentiment. Mo et al. (2018) and Genevay and Laroche (2016) also trains a user adaptive dialog systems using transfer learning. Recently, effective domain adaptation has been introduced for natural language generation in dialog systems (Tran and Nguyen, 2018; Wen et al., 2016). Some domain adaptation work has been done on dialog states tracking (Mrkšić et al., 2015) and dialog policy learning (Vlasov et al., 2018) as well. However, there is no recent work about domain adaptation for a seq2seq dialog system, except ZSDG Zhao and Eskénazi (2018). ZSDG is a zero-shot learning method that adapts action matching to adapt models learned from multiple source domains to a new target domain only using its domain description. Different from ZSDG, we propose to adapt meta-learning to achieve similar domain adaption ability.

Meta-learning aims at learning new tasks with few steps and little data based on well-known tasks. One way to realize meta-learning is to learn an optimal initialization that could be adapted to new task accurately and quickly with little data (Vinyals et al., 2016; Snell et al., 2017). Another way to learn the learning progress is to train a meta-learner to optimize the optimizer of original network for updating parameters (Andrychowicz et al., 2016; Grant et al., 2018). Meta-learning has been applied in various circumstances such as image classification (Santoro et al., 2016; Finn et al., 2017), machine translation (Gu et al., 2018), robot manipulation (Duan et al., 2016; Wang et al., 2016), etc. We propose to apply meta-learning algorithm on top of the sequicity model to achieve dialog domain adaptation. Specifically, we chose the recently introduced algorithm, model-agnostic meta-learning(MAML) (Finn et al., 2017), because it generalizes across different models. This algorithm is compatible with any model optimized with gradient descent, such as regression, classification and even policy gradient reinforcement learning. Moreover, this algorithm outperforms other state-of-the-art one-shot algorithms for image classification.

3 Problem Formulation

Seq2Seq-based dialog models take the dialog context c as the input and generates a sentence r as the response. Given the abundant data in the K differ-

¹<https://github.com/qbetterk/sequicity.git>

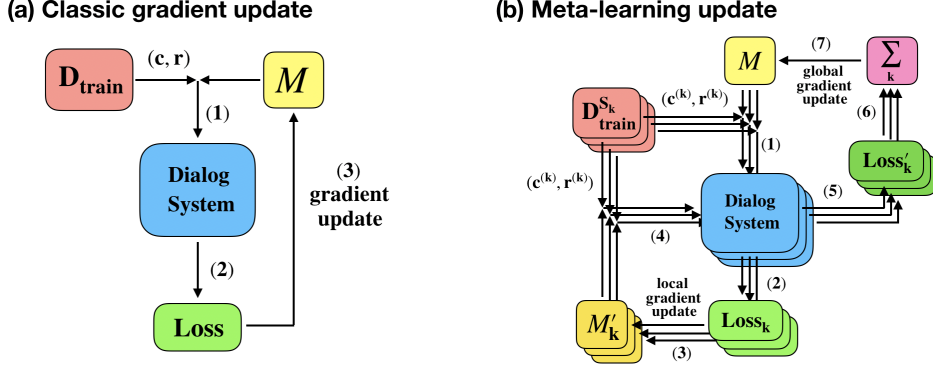


Figure 1: (a) shows the classical gradient update steps. (b) shows how we use MAML to update model with gradient descent. The index numbers suggest the processing order of each step.

ent source domains, we have the training data in each source domain S_k , denoted as:

$$D_{train}^{S_k} = \{(c_n^{(k)}, r_n^{(k)}, S_k), n = 1 \dots N\}, k = 1 \dots K$$

we also denote the data in the target domain T as:

$$D_{train}^T = \{(c_n^T, r_n^T, T), n = 1 \dots N'\}$$

where $N' \ll N$ and N' is only 1% of N in our setting.

During the training process, we generate a model

$$\mathcal{M}_{source} : C \times S_k \rightarrow R$$

where C is the set of context and R is the set of system responses.

For the adaptation, we fine-tune the model \mathcal{M}_{source} with target domain training data D_{train}^T and obtain a new model \mathcal{M}_{target} . Our primary goal is to learn a model that could perform well in the new target domain:

$$\mathcal{M}_{target} : C_{target} \times T \rightarrow R_{target}$$

4 Proposed Methods

We first introduce how to combine the MAML algorithm and the sequicity model. As illustrated in the Figure 1, the typical gradient descent includes (1) combining training data and initialized model, (2) computing the objective loss and then (3) using the loss to update the model parameters. However, with MAML, there are two gradient update steps. (1) We first combine the initialized model \mathcal{M} with training data $(c^{(k)}, r^{(k)})$ from each source domain S_k separately. (2) For each dialog domain, we calculate the loss $Loss_k$ and them use it to update every new temporary domain model \mathcal{M}'_k . (4)

Again we use the data $(c^{(k)}, r^{(k)})$ from each domain and its corresponding temporarily updated domain model \mathcal{M}'_k to calculate a new loss $Loss'_k$ in each domain, (6) then sum all the new domain loss to obtain the final loss. (7) Finally, we use the final loss to update the original model \mathcal{M} .

In the following part, we describe the implementation details of the MAML algorithm and the sequicity model separately. As illustrated in Algorithm 1, sequicity model is used to combine natural language understanding (NLU), dialog managing and response generation in a seq2seq fashion, while meta-learning is a method to adjust loss function value for better optimization. α and β in the algorithm are the learning rate. As mentioned in Section 3, c denotes the context and is the input to the model at each turn. In order to use the sequicity model, we format c as $\{B_{t-1}, R_{t-1}, U_t\}$ at time t , where B_{t-1} is the previous belief span at time $t-1$, R_{t-1} is the last system response and U_t is the current user utterance. Sequicity model introduces belief spans to store values of all the informable slots and also record requestable slot names through the history. In this way, rather than put all the history utterances into a RNN to extract context features, we directly deal with the slots stored in the belief span as the representation of all history contexts. The belief span is more accurate and simple to represent the history context and needed to be updated in every turn. The informable and requestable slots are stored in the same span, but with different labels to avoid ambiguity. The context at time $t=1$ contains an empty set as the former belief span B_0 , and an empty string as the previous system response R_0 .

The intuition behind the MAML algorithm is that some internal representations are more trans-

Algorithm 1 DAML

Input: dataset on source domain D_{train}^S ; α ; β

Output: optimal meta-learned model

Randomly initialize model \mathcal{M}

while not done **do**

for $S_k \in \text{Source Domain}$ **do**

 Sample data $c^{(k)}$ from D_{train}^S

$\mathcal{M}'_k = \mathcal{M} - \alpha \nabla_{\mathcal{M}} \mathcal{L}_{S_k}(\mathcal{M}, c^{(k)})$

 Evaluate $\mathcal{L}_{S_k}(\mathcal{M}'_k, c^{(k)})$

end for

$\mathcal{M} \leftarrow \mathcal{M} - \beta \nabla_{\mathcal{M}} \sum_{S_k} \mathcal{L}_{S_k}(\mathcal{M}'_k, c^{(k)})$

end while

Function loss function $\mathcal{L}(\mathcal{M}, c)$

return cross-entropy($\mathcal{M}(c)$)

Function $\mathcal{M}(c^{(k)} = \{B_{t-1}^{(k)}, R_{t-1}^{(k)}, U_t^{(k)}\})$

$h = \text{Encoder}(B_{t-1}^{(k)}, R_{t-1}^{(k)}, U_t^{(k)})$

$B_t = \text{BspanDecoder}(h)$

$R_t = \text{ResponseDecoder}(h, B_t^{(k)}, m_t^{(k)})$

return R_t

ferable than others. This suggests that some internal features can be applied to multiple dialog domains rather than a single domain.

Since MAML is compatible with any gradient descent based model, we denote the current generative dialog model as \mathcal{M} , which can be randomly initialized. According to the algorithm, for each source domain S_k , certain size of training data is sampled. We input the training data $(c^{(k)}, r^{(k)})$ into seqicity model and obtain generated system response. We adopt cross-entropy as the loss function for all the domains:

$$\mathcal{L}_{S_k}(\mathcal{M}, c^{(k)}, r^{(k)}) = \sum_{j=1}^{|r^{(k)}|} r_j^{(k)} \cdot \log P_{\mathcal{M}}(r_j^{(k)})$$

For each source domain S_k , We use gradient descent to update and get a temporary model.

$$\mathcal{M}'_k \leftarrow \mathcal{M} - \alpha \nabla_{\mathcal{M}} \mathcal{L}_{S_k}(\mathcal{M}, c^{(k)}, r^{(k)})$$

To be consistent with (Finn et al., 2017), we only update the model for one step. In this way, we have an updated model in each source domain, one step away from \mathcal{M} . We may consider multiple steps of gradient update in the future work. Then, we compute the loss based on the updated model with the same training data in each source domain:

$$\text{Loss} = \mathcal{L}_{S_k}(\mathcal{M}'_k, c^{(k)}, r^{(k)})$$

After this step, we have meta loss value in each domain. We sum up the updated loss value from all source domains as the objective function of meta-learning:

$$\min_{\mathcal{M}} \text{Meta-Loss} = \min_{\mathcal{M}} \sum_{S_k} \mathcal{L}_{S_k}(\mathcal{M}'_k, c^{(k)}, r^{(k)})$$

Finally, we update the model to minimize the meta objective function:

$$\mathcal{M} \leftarrow \mathcal{M} - \beta \nabla_{\mathcal{M}} \sum_{S_k} \mathcal{L}_{S_k}(\mathcal{M}'_k, c^{(k)}, r^{(k)})$$

Unlike common gradient, in MAML, the objective loss we use to update model is not calculated directly from the current model \mathcal{M}'_k , but from the temporary model \mathcal{M}'_k . The idea behind this operation is that the loss calculated from the updated model is obviously more sensitive to the changes in original domains, so that we learn more about the common internal representations of all source domains rather than the distinctive features of each domain. Then in the adaptation step, since the basic internal representation has already been captured, the model is sensitive to the unique features of the new domain. As a result, one or a few gradient steps and minimum amount of data are required to optimize the model to the new domain.

The seqicity model is constructed based on a single seq2seq model incorporating copying mechanism and belief span to record dialog states. Given a context c in the form of $\{B_{t-1}, R_{t-1}, U_t\}$, the belief span B_t at time t is extracted based on the previous belief span B_{t-1} at time $t-1$, the history response R_{t-1} at time $t-1$ and the utterance U_t at time t :

$$B_t = \text{seq2seq}(B_{t-1}, R_{t-1}, U_t)$$

Then, we generate system response based on both context and belief span extracted before:

$$R_t = \text{seq2seq}(B_{t-1}, R_{t-1}, U_t | B_t, m_t)$$

m_t is a simple label that helps generate the response. It checks whether or not requested information is available in the database with constraints stored in B_t . m_t has three possible values: no match, exact match and multiple match. $m_t = \text{"no match"}$ denotes that the system cannot find a match in the database given the constraints, then the system would initiate restart the conversation. $m_t = \text{"exact match"}$ indicates the system successfully retrieves the requested information and completes the task, then the system would

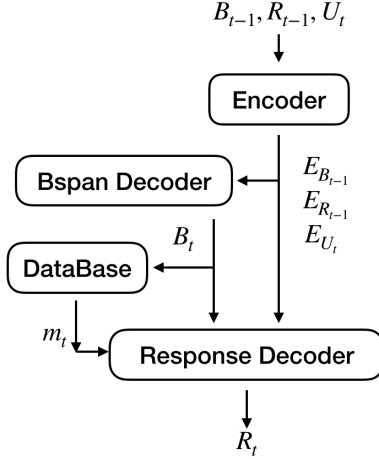


Figure 2: Structure of dialog system

end the conversation. $m_t = \text{“multiple matches”}$ means there are multiple items matches all the constraints, so more constraints are needed to reduce the range of search in the backend database. So the system will then output a question to elicit more information.

The structure is illustrated in Figure 2 and it is compatible with any seq2seq model. To have a simple architecture, we adopt the basic encoder-decoder structure. Both encoder and decoder employ GRU with attention mechanism. The response is generated using belief span and utterance at the current time. To simplify the model, we let the belief extractor and response generator share the same encoder. So we reformulate the equations into:

$$\begin{aligned}
 h &= \text{Encoder}(B_{t-1}, R_{t-1}, U_t) \\
 B_t &= \text{BspanDecoder}(h) \\
 R_t &= \text{ResponseDecoder}(h, B_t, m_t)
 \end{aligned}$$

We also need to apply the third attention-based GRU for the response decoding.

Because the response and the utterance usually share some word tokens, the sequicity model also incorporates copy-attention mechanism. Originally, to decode an encoded vector, the model uses softmax to obtain a probability over vocabulary $P^{vocab}(v)$ where $v \in V$. With copy-attention, the decoder not only considers the word generation probability distribution over vocabulary, but also the likelihood of copy the word from input sequence $P^{copy}(v)$ where $v \in V \cup U_t$ and U_t is the current user utterance in the input context c . Then the total probability of word v at i th token in the output sequence is calculated by summing these

two probabilities (normalization is performed after the summation):

$$P_i(v) = (1-g) \cdot P_i^{vocab}(v) + g \cdot P_i^{copy}(v), \quad v \in V \cup U_t$$

The copy probability is calculated similarly in Gu et al. (2016) and is different for belief span decoder and response decoder.

For the belief span decoder, the copy probability is calculated as:

$$P_i^{copy}(v) = \frac{1}{Z} \sum_{j:u_j=v}^{|U_t|} e^{\psi(u_j)}$$

where Z is a normalization factor and u_j is the j th word tokens in the utterance U_t . We only add the component when u_j is the same as the target word v . $\psi(u_j)$ is computed by:

$$\psi(u_j) = \sigma((\mathbf{h}_j^{enc})^T \mathbf{W}) \mathbf{h}_j^{dec}$$

where \mathbf{h}_j^{enc} is the hidden state in the encoder for the j th word as input, \mathbf{h}_j^{dec} is the hidden state in the belief span decoder and $\mathbf{W} \in \mathbb{R}^{d \times d}$ is the copy-attention weight.

For the response decoder, we apply the copy attention on the recently generated belief span B_t rather than utterance U_t :

$$P_i^{copy}(v) = \frac{1}{Z'} \sum_{j:b_j=v}^{|B_t|} e^{\psi(b_j)}$$

$$\psi(b_j) = \sigma((\mathbf{h}_j^{dec})^T \mathbf{W}) \mathbf{h}_j^{dec}$$

where both hidden states come from belief span decoder.

5 Experiment

We first introduce the dataset and the metrics used to evaluate our models. Then, we describe models evaluated in the experiments and their implementation details.

5.1 Dataset

For a fair comparison with the state-of-the-art domain adaptation algorithm, ZSDG (Zhao and Eskénazi, 2018), we use the dataset, SimDial, which first introduced to evaluate ZSDG. Please refer to Appendix A for an example dialog. There are in total six dialog domains in SimDial: restaurant, weather, bus, movie, restaurant-slot and restaurant-style, where restaurant-slot data has the

same slot type and sentence generation templates as the restaurant task but a different slot vocabulary. Similarly, restaurant-style has the same slots but different natural language generation (NLG) templates compared to the restaurant domain.

We choose restaurant, weather and bus as source domains, denoted as following the experiment setting of ZSDG in (Zhao and Eskénazi, 2018). For each source domain, we have 900, 100, 500 conversations for training, validation and testing correspondingly, each of which has 9 turns and each utterance has 13 word tokens on average. The rest three domains are for evaluation, which are considered as target domains. The seed response used in ZSDG is a set of system utterances and corresponding labels. To achieve a fair comparison, we use dialog data of the same size for adaptation training. We generate 9 dialogs (1% of source domain) for each domain’s adaptation training, each averagely contains about 8.4 turns. So for each target domain, we assume we have around 76 system response, which is smaller than the 100 seed response, ZSDG used as domain description. For testing, we use 500 dialogs for each target model. Movie is chosen to be the new target domain for evaluation. Because movie has completely different NLG templates and dialog structure, sharing very few common traits with the source domains at the surface level.

To avoid any random results in this few-shot learning setting, we report the average of ten random runs for all results. For further exploring the property of the proposed method, we have also generated one dialog for the one-shot experiment, 45 dialogs (5% of the size in source domain), 90 dialogs (10% of the size in source domain) study the adaptation efficiency of our methods.

5.2 Metrics

There are three main metrics in our experiments: BLEU score, entity F1 score and adapting time. The first two are the most important and persuasive metrics used in Finn et al. (2017) has exhaustively demonstrated the MAML’s fast adaptation speed to new tasks. It could even achieve amazing performance with one step of gradient update incorporating with halfcheetah and ant. We would also like to count the number of epochs for adaptation to compare the adaptation speed between our methods and the baseline of transfer learning.

- **BLEU** We use BLEU score (Papineni et al.,

2002) to evaluate the quality of generated response sentences since generating natural language is also part of the task.

- **Entity F1 Score** For each dialog, we compare the generated belief span and the Oracle one. Since belief span contains all the slots that constraints the response, this score also checks the completeness of tasks.
- **Adapting Time** We count the number of epochs during the adaptation training. We only compare the adaptation with the data of the same size.

5.3 Baseline Models

To evaluate the effectiveness of our model, we compare DAML with the following two baselines:

- **ZSDG** (Zhao and Eskénazi, 2018) is the state-of-the-art dialog domain adaptation model. This model strengthens the LSTM-based encoder-decoder with an action matching mechanism. The model samples 100 labeled utterances as domain description seeds for domain adaptation.
- **Transfer learning** is applied on the sequicity model as the second baseline. We train the basic model by simply mixing all the data from source domains and then following Figure 1 (a) to update the model. We also enlarge the vocabulary with the training data in target domain. Besides, we implement one-shot learning version of this model by only using one target domain dialog for adaptation, as a comparison with the one-shot learning case of DAML.

5.4 Implementation details

For all experiments, we use the pre-trained GloVe word embedding (Pennington et al., 2014) with a dimension of 50. We choose the one-layer GRU networks with a hidden size of 50 to construct the encoder and decoder. The model is optimized using Adam (Kingma and Ba, 2014) with a learning rate of 0.003. We reduce the learning rate to half if the validation loss increases. We set the batch (Ioffe and Szegedy, 2015) size to 32 and the dropout (Zaremba et al., 2014) rate to 0.5.

6 Results and Analysis

Table 1 describes all the model performance. We denote testing data from the combination of

In Domain	ZSDG	Transfer	DAML	Transfer-oneshot	DAML-oneshot
BLEU	70.1	51.8	51.8	51.1	53.7
Entity F1	79.9	88.5	91.4	87.6	91.2
Epoch	-	2.7	1.4	2.2	1.0
Unseen Slot	ZSDG	Transfer	DAML	Transfer-oneshot	DAML-oneshot
BLEU	68.5	43.3 (46.3)	41.7 (46.3)	40.8 (43.9)	40.0 (41.8)
Entity F1	74.6	78.7 (78.5)	75 (79.2)	70.1 (67.7)	72.0 (73.0)
Epoch	-	2.6 (2.4)	4.8 (3.4)	3.2 (2.6)	5.0 (3.0)
Unseen NLG	ZSDG	Transfer	DAML	Transfer-oneshot	DAML-oneshot
BLEU	70.1	30.6 (32.4)	21.5 (26.0)	20.0 (21.5)	19.1 (19.1)
Entity F1	72.9	82.2 (85.0)	77.5 (82.4)	82.8 (86.2)	69.0 (86.4)
Epoch	-	3.2 (3.0)	3.2 (2.1)	12.3 (20.3)	4.7 (5.7)
New Domain	ZSDG	Transfer	DAML	Transfer-oneshot	DAML-oneshot
BLEU	54.6	30.1	32.7	21.5	22.4
Entity F1	52.6	64.0	66.2	55.9	59.5
Epoch	-	5.6	4.5	14.2	5.8

Table 1: DAML outperforms both ZSDG and transfer learning when given similar target domain data. Even the one-shot DAML method achieves better results than ZSDG. Values in parenthesis are the results of the model with an extra step of fine-tuning on the restaurant domain in training. “In Domain” uses all three source domains (*restaurant*, *weather* and *bus*), while “New Domain” refers to the *movie* domain. “Unseen Slot” and “Unseen NLG” correspond to *restaurant-slot* and *restaurant-style* separately.

restaurant, weather and bus domains as “In Domain” data since they are in the same domains as what we use to train. The data from movie domain is denoted as “New Domain” as it is unseen in training data. “Unseen Slot” and “Unseen NLG” represent restaurant-slot and restaurant-style domains correspondingly. To keep a fair comparison, both Transfer and DAML use 1% of source domain data (9 dialogs, in total 76 system responses), which is equal to the seed response that Zhao and Eskénazi (2018) uses. We found that both transfer learning and DAML obtain better results than ZSDG. Especially for the “New Domain”, DAML achieves the entity F1 score of 66.2, 25.8% relative improvement compared with ZSDG. As for “In Domain” testing, DAML also obtains 14.4% improvement beyond ZSDG. However, our method does not get large improvement in the “Unseen slot” and “Unseen NLG” domains. We notice that these two domains are actually generated from one of the source domain (restaurant domain). So, even though the slots or templates are changed, they should still share some features with the original domain data. If we could take advantage of the original restaurant domain, the result should be improved. Following this intuition, in the “Unseen slot” domain and the “Unseen NLG” domain, we first fine-tune the model obtained from DAML with the original restaurant data in training, and then we do further fine-tune with the adaptation data. The results are further improved and presented in the parenthesis in Table 1. We see that in most cases, fine-tuning on

restaurant data increases both the BLEU score and entity F1 score on the “Unseen Slot” and “Unseen NLG” domain.

Finn et al. (2017) emphasizes that meta-learning obtains decent results with extremely small size of data, even in the one-shot cases. To verify this claim, we perform a one-shot version of the DAML training along with one-shot transfer learning by only using one target domain dialog. The result shows that even the one-shot case of DAML outperforms the ZSDG baseline in all cases except “Unseen slot” in entity F1. For the “Unseen NLG” domain, the DAML one-shot case even obtains the highest score. Considering DAML one-shot also having out-standing performance when adapted to “In Domain,” this suggests that the “Unseen NLG” domain is relatively close to the “In Domain.” And nearly every model achieves a similarly high score by fine-tuning the model which is already adapted to the “In Domain” data. Since the score of “In Domain” is already extremely high, we assume the model have learned the common features well. We also mention in the Sec 4 that MAML is sensitive to the new knowledge. Given that the model already learns the common features well, in the one-shot setting, the model focuses on learning the unique features of the target domain, while the setting with 1% adaptation data still partially focus on some common features.

And our method shows evident advantage not only with better scores but also with much fewer update steps. We observe in Table 1, DAML only needs one epoch to find the optimum when adapt-

ing to the ‘‘In Domain.’’ Even for the ‘‘New Domain,’’ DAML only uses 5.8 epochs on average to converge, which is only 40% of epochs used in transfer learning. The epoch numbers in the Table 1 are not integers because all the results in our experiment are the average value of results from ten random runs, explained in Sec 5.1. Therefore, we conclude DAML is more efficient compared with simple transfer learning.

DAML’s success mainly comes from three possible reasons. The first is the CopyNet mechanism. The copy model directly copy and output word tokens from the context, contributing to the high entity F1 score. The belief span also helps to improve the performance. With the belief span, we no longer need to extract slots from all the history utterances in each turn. Instead, we only need the previous slots, stored in belief span, that the copy model could directly deal with. This allows us to simplify our framework and improve the performance. Finally, the meta-learning allows our model to learn inner features of the dialog across different domains.

movie	Transfer	DAML
Entity F1	64.0	66.2
BLEU	30.1	32.7
restaurant	Transfer	DAML
Entity F1	80.7	82.1
BLEU	46.1	47.9
bus	Transfer	DAML
Entity F1	60.0	61.9
BLEU	32.0	35.9
weather	Transfer	DAML
Entity F1	79.1	80.4
BLEU	38.9	43.3

Table 2: Performance on different dialog domains

We also change different tasks used in source and target data to validate the robustness of our model. We use the leave-one-out approach to compare the difference between movie, restaurant, bus and weather domains. When we choose one of them as the target domain, we use the other three as the source domains. The size of the dataset (1% target data for adaptation) and model hyperparameters are keeping the same as the main experiment described above. We observe in the table 2, the restaurant domain achieves both the highest entity F1 score and the highest BLEU score, which means it is the easiest domain to adapt to. The bus domain receives the lowest entity F1 score and the movie domain holds the second lowest one, as well as the lowest BLEU score. This demonstrates

that the movie domain is really a hard domain for adaptation and is worth being chosen as the target domain. Among all combinations, DAML outperforms the transfer learning algorithms in both Entity F1 and BLEU.

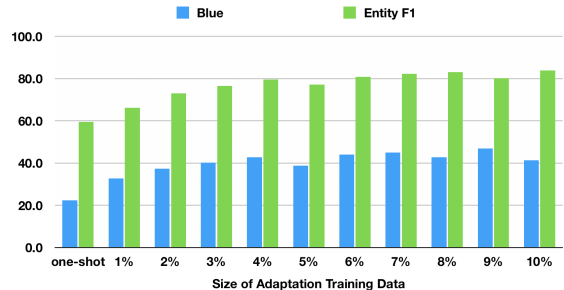


Figure 3: The system performance improves when the size of the target data increases. Even the one-shot learning setting achieves decent performance.

In addition, we investigate the impact of using different amount of target domain data on system performance. We use the best model trained on restaurant, bus and weather and test on the movie domain. The size of target data varies from one dialog in one-shot learning to 10% of the data, which is 90 dialogs. Figure 3 shows the system performance positively correlates with the amount of training data available in the target domain. We observe that both entity F1 and BLEU scores nearly converge when 4% of the data is used. Although 4% is three times the size of the seed response used in Zhao and Eskénazi (2018), we notice that even the one-shot case of our model outperforms ZSDG in the new domain. This demonstrates our method’s capability to achieve good performance with only little target data.

Although the DAML has demonstrated outstanding performance in dialog domain adaptation, it still cannot perfectly adapt to a new domain, especially when there is out of domain words in new domain, denoted as *unk*. If *unk* lies in the utterance, such as ‘‘system: Movie from what country?’’ ‘‘user: Movie from unk.’’ System can hardly extract the needed slot since it does not recognize the surface form of the slot, even if we recognize the *unk* as the entity. If *unk* appears in the belief span, when our system uses copy model to generate the new belief span based on the previous one, it is hard to handle the *unk* token.

The model also has difficulties in handling complex utterances, especially when a sentence has corrections, such as: ‘‘new request. in 2000-2010.

oh no, in 70s.” In this case, our system successfully adds only *70s* to the belief span, mainly because the adverb *in* suggests *70s* is a year. However, the system keeps the original slot year, leading to a *no match* result. Moreover, in the case “*that’s wrong. i love western ones.*”, our system is confused on what the pronoun “*ones*” refers to. So it does not recognize “*western*” is a dialog slot.

7 Conclusion and Future Work

We propose a domain adaptive dialog generation method based on meta-learning(DAML). We also construct an end-to-end trainable dialog system that utilizes a two-step gradient update to obtain models that are more sensitive to new domains. We evaluate our model on a simulated dataset with multiple independent domains. DAML reaches the state-of-the-art performance in Entity F1 compared with a zero-shot learning method and a transfer learning method. DAML is an effective and robust method for training dialog systems with low-resources.

The DAML also provides promising potential extension, such as applying DAML on reinforcement learning-based dialog system. We also plan to adapt DAML to multi-domain dialog tasks.

References

- Marcin Andrychowicz, Misha Denil, Sergio Gomez, Matthew W Hoffman, David Pfau, Tom Schaul, Brendan Shillingford, and Nando De Freitas. 2016. Learning to learn by gradient descent by gradient descent. In *Advances in Neural Information Processing Systems*, pages 3981–3989.
- Yoshua Bengio. 2012. Deep learning of representations for unsupervised and transfer learning. In *Proceedings of ICML Workshop on Unsupervised and Transfer Learning*, pages 17–36.
- Rich Caruana. 1997a. [Multitask learning](#). *Mach. Learn.*, 28(1):41–75.
- Rich Caruana. 1997b. Multitask learning. *Machine learning*, 28(1):41–75.
- Hongshen Chen, Xiaorui Liu, Dawei Yin, and Jiliang Tang. 2017. A survey on dialogue systems: Recent advances and new frontiers. *ACM SIGKDD Explorations Newsletter*, 19(2):25–35.
- David Cohn, Les Atlas, and Richard Ladner. 1994. Improving generalization with active learning. *Machine learning*, 15(2):201–221.
- Heriberto Cuayáhuitl, Simon Keizer, and Oliver Lemon. 2015. Strategic dialogue management via deep reinforcement learning. *CoRR*, abs/1511.08099.
- Yann Dauphin, Gökhan Tür, Dilek Z. Hakkani-Tür, and Larry P. Heck. 2014. Zero-shot learning and clustering for semantic utterance classification. *CoRR*, abs/1401.0509.
- Li Deng, Gökhan Tür, Xiaodong He, and Dilek Z. Hakkani-Tür. 2012. Use of kernel deep convex networks and end-to-end learning for spoken language understanding. *2012 IEEE Spoken Language Technology Workshop (SLT)*, pages 210–215.
- Bhuwan Dhingra, Lihong Li, Xiujun Li, Jianfeng Gao, Yun-Nung Chen, Faisal Ahmed, and Li Deng. 2017. End-to-end reinforcement learning of dialogue agents for information access. In *ACL*.
- Yan Duan, John Schulman, Xi Chen, Peter L. Bartlett, Ilya Sutskever, and Pieter Abbeel. 2016. [RIS²: Fast reinforcement learning via slow reinforcement learning](#). *CoRR*, abs/1611.02779.
- Chelsea Finn, Pieter Abbeel, and Sergey Levine. 2017. [Model-agnostic meta-learning for fast adaptation of deep networks](#). *CoRR*, abs/1703.03400.
- Aude Genevay and Romain Laroche. 2016. Transfer learning for user adaptation in spoken dialogue systems. In *AAMAS*.
- Erin Grant, Chelsea Finn, Sergey Levine, Trevor Darrell, and Thomas Griffiths. 2018. Recasting gradient-based meta-learning as hierarchical bayes. *arXiv preprint arXiv:1801.08930*.
- Jiatao Gu, Zhengdong Lu, Hang Li, and Victor O. K. Li. 2016. Incorporating copying mechanism in sequence-to-sequence learning. *CoRR*, abs/1603.06393.
- Jiatao Gu, Yong Wang, Yun Chen, Kyunghyun Cho, and Victor O. K. Li. 2018. [Meta-learning for low-resource neural machine translation](#). *CoRR*, abs/1808.08437.
- Homa B Hashemi, Amir Asiaee, and Reiner Kraft. Query intent detection using convolutional neural networks.
- Matthew Henderson, Blaise Thomson, and Jason D. Williams. 2014. The third dialog state tracking challenge. *2014 IEEE Spoken Language Technology Workshop (SLT)*, pages 324–329.
- Matthew Henderson, Blaise Thomson, and Steve Young. 2013. Deep neural network approach for the dialog state tracking challenge. In *Proceedings of the SIGDIAL 2013 Conference*, pages 467–471.
- Sergey Ioffe and Christian Szegedy. 2015. Batch normalization: Accelerating deep network training by reducing internal covariate shift. *arXiv preprint arXiv:1502.03167*.

- Diederik P Kingma and Jimmy Ba. 2014. Adam: A method for stochastic optimization. *arXiv preprint arXiv:1412.6980*.
- Wenqiang Lei, Xisen Jin, Min-Yen Kan, Zhaochun Ren, Xiangnan He, and Dawei Yin. 2018. [Sequicity: Simplifying task-oriented dialogue systems with single sequence-to-sequence architectures](#). In *Proceedings of the 56th Annual Meeting of the Association for Computational Linguistics (Volume 1: Long Papers)*, pages 1437–1447. Association for Computational Linguistics.
- Fei-Fei Li, Rob Fergus, and Pietro Perona. 2006. One-shot learning of object categories. *IEEE transactions on pattern analysis and machine intelligence*, 28(4):594–611.
- Kaixiang Mo, Yu Zhang, Shuangyin Li, Jiajun Li, and Qiang Yang. 2018. Personalizing a dialogue system with transfer reinforcement learning. In *Thirty-Second AAAI Conference on Artificial Intelligence*.
- Nikola Mrkšić, Diarmuid O Séaghdha, Blaise Thomson, Milica Gašić, Pei-Hao Su, David Vandyke, Tsung-Hsien Wen, and Steve Young. 2015. Multi-domain dialog state tracking using recurrent neural networks. *arXiv preprint arXiv:1506.07190*.
- Mohammad Norouzi, Tomas Mikolov, Samy Bengio, Yoram Singer, Jonathon Shlens, Andrea Frome, Greg S Corrado, and Jeffrey Dean. 2013. Zero-shot learning by convex combination of semantic embeddings. *arXiv preprint arXiv:1312.5650*.
- Kishore Papineni, Salim Roukos, Todd Ward, and Wei-Jing Zhu. 2002. Bleu: a method for automatic evaluation of machine translation.
- Jeffrey Pennington, Richard Socher, and Christopher D. Manning. 2014. [Glove: Global vectors for word representation](#). In *Empirical Methods in Natural Language Processing (EMNLP)*, pages 1532–1543.
- Ruslan Salakhutdinov, Joshua Tenenbaum, and Antonio Torralba. 2012. One-shot learning with a hierarchical nonparametric bayesian model. In *Proceedings of ICML Workshop on Unsupervised and Transfer Learning*, pages 195–206.
- Adam Santoro, Sergey Bartunov, Matthew Botvinick, Daan Wierstra, and Timothy P. Lillicrap. 2016. Meta-learning with memory-augmented neural networks. In *ICML*.
- Weiyang Shi and Zhou Yu. 2018. [Sentiment adaptive end-to-end dialog systems](#). *CoRR*, abs/1804.10731.
- Jake Snell, Kevin Swersky, and Richard Zemel. 2017. Prototypical networks for few-shot learning. In *Advances in Neural Information Processing Systems*, pages 4077–4087.
- Richard Socher, Milind Ganjoo, Christopher D Manning, and Andrew Ng. 2013. Zero-shot learning through cross-modal transfer. In *Advances in neural information processing systems*, pages 935–943.
- Van-Khanh Tran and Le-Minh Nguyen. 2018. Adversarial domain adaptation for variational neural language generation in dialogue systems. In *COLING*.
- Oriol Vinyals, Charles Blundell, Timothy Lillicrap, Daan Wierstra, et al. 2016. Matching networks for one shot learning. In *Advances in neural information processing systems*, pages 3630–3638.
- Vladimir Vlasov, Akela Drissner-Schmid, and Alan Nichol. 2018. Few-shot generalization across dialogue tasks. *CoRR*, abs/1811.11707.
- Jane X. Wang, Zeb Kurth-Nelson, Dhruva Tirumala, Hubert Soyer, Joel Z. Leibo, Rémi Munos, Charles Blundell, Dharshan Kumaran, and Matthew Botvinick. 2016. [Learning to reinforcement learn](#). *CoRR*, abs/1611.05763.
- Tsung-Hsien Wen, Milica Gasic, Dongho Kim, Nikola Mrksic, Pei hao Su, David Vandyke, and Steve J. Young. 2015. Stochastic language generation in dialogue using recurrent neural networks with convolutional sentence reranking. In *SIGDIAL Conference*.
- Tsung-Hsien Wen, Milica Gasic, Nikola Mrksic, Lina Maria Rojas-Barahona, Pei hao Su, David Vandyke, and Steve J. Young. 2016. Multi-domain neural network language generation for spoken dialogue systems. In *HLT-NAACL*.
- Steve J. Young, Milica Gasic, Blaise Thomson, and Jason D. Williams. 2013. Pomdp-based statistical spoken dialog systems: A review. *Proceedings of the IEEE*, 101:1160–1179.
- Wojciech Zaremba, Ilya Sutskever, and Oriol Vinyals. 2014. Recurrent neural network regularization. *arXiv preprint arXiv:1409.2329*.
- Tiancheng Zhao and Maxine Eskénazi. 2018. [Zero-shot dialog generation with cross-domain latent actions](#). *CoRR*, abs/1805.04803.

A SimDial Dataset Example

Table 3 is an example dialog in the restaurant domain generated by SimDial. Both the domain and sentence complexity can be adjusted. For each turn, both the informable and the requestable slots would be recorded and stored in the belief span.

turn	speaker	utterances	inform slots	request slots
1	user sys	What's up? hmm I am looking for a restaurant. Which place?		
2	user sys	I uhm yeah I don't care. Oh sorry, Philadelphia. I believe you said Philadelphia.	loc,Philadelphia	
3	user sys	I have more requests. What kind of parking does it have? The restaurant has no parking. Anything else?	loc,Philadelphia; food,Indian	parking
4	user sys	I have more requests. Is hmm ... it closed? No, It is open right now. What else can I do?	loc,Philadelphia; food,Indian	opening
5	user sys	New request. I'm interested in food uhm at Seattle. Do you mean Indian?	loc,Seattle; food,Indian	
6	user sys	Uh-huh. Restaurant 56 is a good choice. What else can I do?	loc,Seattle; food,Indian	
7	user sys	Not done yet. What's the average price? The restaurant serves moderate food.	loc,Seattle; food,Indian	price
8	user sys	I have all I need. See you. See you next time.	loc,Seattle; food,Indian	

Table 3: An example dialog generated from SimDial