

Cosmic Ray Acceleration in Hydromagnetic Flux Tubes

AR Bell^{1*}, JH Matthews², KM Blundell², and AT Araudo^{3,4}

¹*University of Oxford, Clarendon Laboratory, Parks Road, Oxford OX1 3PU, UK*

²*University of Oxford, Astrophysics, Keble Road, Oxford OX1 3RH, UK*

³*Astronomical Institute of the Czech Academy of Sciences, Bocni II 1401, CZ-14100 Prague, Czech Republic*

⁴*ELI Beamlines, Institute of Physics, Czech Academy of Sciences, 25241 Dolní Břežany, Czech Republic*

ABSTRACT

We find that hydromagnetic flux tubes in back-flows in the lobes of radio galaxies offer a suitable environment for the acceleration of cosmic rays (CR) to ultra-high energies. We show that CR can reach the Hillas (1984) energy even if the magnetised turbulence in the flux tube is not sufficiently strong for Bohm diffusion to apply. First-order Fermi acceleration by successive weak shocks in a hydromagnetic flux tube is shown to be equivalent to second-order Fermi acceleration by strong turbulence.

Key words: cosmic rays, acceleration of particles, shock waves, magnetic field, radio galaxies

1 INTRODUCTION

The origin of ultra-high energy cosmic rays (UHECR) is uncertain, and many possible sources have been proposed. Radio galaxies have long been considered a likely source of UHECR because of their high power, large size and longevity (eg Hardcastle et al 2009, O’Sullivan et al 2009, Wykes et al 2013, Eichmann et al 2018). In Matthews et al (2018, 2019) we made the case from observations and theory that UHECR may be accelerated by shocks in the lobes of radio galaxies. Our numerical simulations demonstrated the presence of shocks in concentrated, approximately annular, flows centred on the jet axis, which we refer to as hydromagnetic flux tubes, or more simply as ‘flux tubes’, that emerge from the high pressure hot-spots at the end of relativistic jets. Back-flows in radio lobes have been discussed by many authors (for example Norman et al 1982, Falle 1991, Scheuer 1995, Saxton et al 2002, Krause 2005, Keppens et al 2008, Mignone et al 2010, Cielo et al 2014, Tchekhovskoy & Bromberg 2016). The flow expands into the lobes where the pressure is lower. As discussed in Matthews et al (2019), from application of the Bernoulli equation, the flow becomes supersonic before being slowed down in one or more shocks as it progresses deeper into the lobe as depicted in an idealised model in figure 1. Our simulations of radio jets support this picture by demonstrating the presence of a succession of shocks in flux tubes with Mach numbers of a few and flow velocities of the order of $c/4$. With these velocities, shocks are well suited to UHECR acceleration since fully relativistic shocks pose severe problems for acceleration to the highest energies (Kirk & Reville 2010; Lemoine

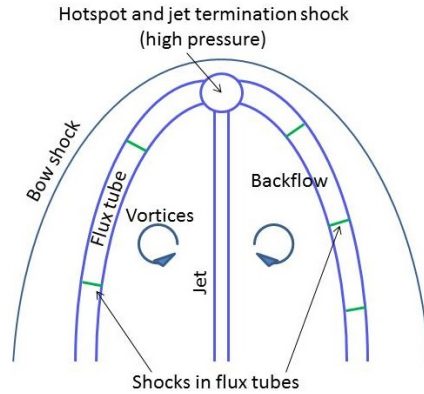


Figure 1. Idealised model of shocks and flux tubes in the lobes of radio galaxies.

& Pelletier 2010; Reville & Bell 2014; Bell et al 2018). Further discussion of our model and the observational context can be found in Matthews et al (2018, 2019). Simulations show that flux tubes are usually more contorted than the idealised flux tubes in figure 1. However, the flux tube need only be long enough to contain the CR diffusion scaleheights upstream and downstream of a shock, and curvature should not invalidate the model since magnetic field lines threading the tube should cause CR to diffuse predominantly parallel to the tube. Cosmic ray (CR) acceleration by diffusive shock acceleration (Krymskii 1977, Axford et al 1977, Bell 1978a,b, Blandford & Ostriker 1978) has been studied at length, both theoretically and observationally, in the context of supernova remnants (SNR). The maximum energy of CR accelerated by SNR is constrained by various factors.

* E-mail: Tony.Bell@physics.ox.ac.uk

The most general constraint is set by the physical size R of the shock, leading to a maximum CR energy of $ZuBR$ (Hillas 1984), where u is the flow velocity, B is the magnetic field, and the CR has charge Ze . $ZuBR$ is the characteristic maximum CR energy in eV if u , B & R are in SI units. A related constraint is set by the need for the shock to persist for a time longer than the time taken for CR to be accelerated (Lagage & Cesarsky 1983a,b). For a quasi-parallel shock (magnetic field parallel to or at an angle significantly smaller than $\pi/2$ to the shock normal) the Lagage & Cesarsky limit is equivalent to the Hillas limit if the shock persists for a flow time R/u . For perpendicular shocks, the acceleration is very rapid and the maximum CR energy is set by the Hillas limit (Jokipii 1982,1987). In this paper we assume that the hydrodynamic flow through a flux tube is in steady state on the scale of the time taken for CR acceleration, in which case the limit on the maximum CR energy is better understood through the spatial limit of Hillas than the timescale analysis of Lagage & Cesarsky.

The characteristics of backflows in relation to Bernoulli's equation are discussed by Matthews et al (2019) where it is found that relatively narrow flux tubes are surrounded by vortices as idealised in figure 1. Flux tubes have two characteristic scale-lengths, namely the length and width of the flux tube, and it is not immediately clear which of these, if either, should be invoked when applying the Hillas limit.

In the case of SNR, CR acceleration can be limited by the time taken to amplify the magnetic field (Zirakashvili & Ptuskin 2008, Bell et al 2013), but this limitation is less stringent in flux tubes since (i) the backflow passes through a succession of shocks such that amplification at one shock prepares a magnetic field for subsequent shocks, (ii) a large magnetic field is generated as the plasma passes from the jet through the termination hot-spot into the backflow (Araudo et al 2015, 2018). Hence the situation is different from that of a single isolated shock at the outer boundary of a SNR. A different analysis is needed to determine the maximum CR energy attained in a steady long-lived back-flow. Here we construct an idealised model designed to reproduce the dominant features relevant to CR acceleration by shocks in flux tubes in radio galaxies.

In section 2 we consider first-order acceleration at a single stationary shock in a non-relativistic back-flow. Acceleration at shocks with finite spatial extent has been considered previously in the context of the Earth's bow shock (Eichler 1981, Lee 1982, Webb et al 1985). Eichler's analysis exhibits many of the features we find to apply to flux tubes, most notably that the maximum CR energy is independent of the strength of the turbulent scattering of CR by fluctuations in the magnetic field.

In section 3, we apply second-order Fermi theory (Fermi 1949, Jones 1994) to acceleration by strong turbulence in a flux tube and demonstrate the equivalence between this and first-order acceleration by successive weak shocks.

Our analysis focusses on the application of our model to the lobes of radio galaxies, but there may be other scenarios in which the model might apply such as particle acceleration at shocks inside jets with a variable speed, shocks in jets encountering stars or clouds, or reconfinement shocks in jets. Depending on the circumstances, the model may need to be extended to oblique shocks or relativistic shocks.

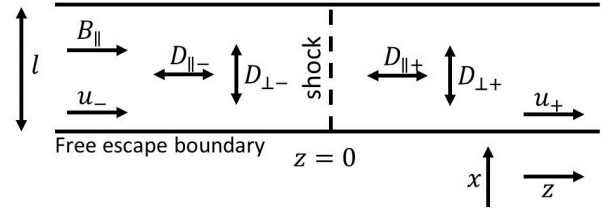


Figure 2. Flux tube geometry with a single stationary shock. The D s are diffusion coefficients with subscripts \parallel or \perp denoting diffusion directed parallel or perpendicular to the flow. The subscripts $-$ or $+$ denote the upstream or the downstream of the shock respectively.

We use SI units throughout with CR energies in eV. We use the symbol T for CR energies for consistency with related papers where we wish to avoid possible confusion with the electric field. UHECR may consist of nuclei with various charges and masses. To avoid unnecessary mathematical complication, we consider only the acceleration of protons. The behaviour of heavier nuclei can be read from our equations by noting that if a proton with charge e is accelerated to ultra-high energy T by the processes considered here, then a nucleus with charge Ze is automatically accelerated to energy ZT by exactly the same processes.

2 ACCELERATION AT A SINGLE STATIONARY SHOCK IN A FLUX TUBE

Our model for UHECR acceleration at a single shock in a back-flow is visualised in figure 2. We assume 2D geometry in which the flux tube, which might be more accurately referred to as a flux slab, is infinite and uniform in the y direction. Slab geometry is closer to the actual geometry in a radio lobe where the flow geometry resembles in cross-section an annulus extending in angle around the jet, as may be imagined from figure 1 and as seen in Matthews et al (2019). The flux tube contains a stationary shock at $z = 0$ where z is the distance along the flux tube. The flow is from left to right in z . The flux tube of width l occupies the space $-l/2 < x < l/2$ across the tube. The flux tube is assumed to be straight in z on the basis that it bends over distances larger than diffusion lengths characterising the process of particle acceleration. The plasma flows at velocity $u(z)$ with a velocity u_- into the shock, and exits the shock with a downstream velocity u_+ .

We assume that there is a uniform magnetic field aligned along the flow direction, $B = B_{\parallel}$ both upstream and downstream of the shock. This parallel magnetic field is made plausible by the assumption that all the plasma in the tube has recently passed through the termination shock, so it is magnetically disconnected from plasma in the lobe outside the tube. The crucial consequence in our model is that CR propagating along a magnetic field line stay inside the flux tube and can only escape from the sides of the flux tube by diffusing across the magnetic field. Moreover, the plasma in the flux tube is stretched in the z direction as it expands out of the hot spot to become supersonic as it passes through the lobe, thus making the field predominantly locally

parallel to the flow rather than perpendicular across the width of the tube. As discussed below, CR diffusion has different diffusion coefficients D_{\parallel} and D_{\perp} parallel and perpendicular to the magnetic field. Overall, the model depicted in figure 2 is a simplification but it elucidates basic principles that could be expanded upon in further work.

The equation for the evolution of the CR distribution function f is (eg Blandford & Eichler 1987)

$$\frac{\partial f}{\partial t} + \frac{\partial(fu)}{\partial z} - \frac{\partial}{\partial z} \left(D_{\parallel} \frac{\partial f}{\partial z} \right) - \frac{\partial}{\partial x} \left(D_{\perp} \frac{\partial f}{\partial x} \right) - \frac{1}{3} \frac{\partial u}{\partial z} \frac{1}{p^2} \frac{\partial(p^3 f)}{\partial p} = 0 \quad (1)$$

where p is the magnitude of momentum, and f is defined in the local rest frame of a plasma moving at velocity $u(z)$. In this section we assume that u , D_{\perp} & D_{\parallel} are spatially uniform except that they jump discontinuously in value across the shock. Separation of variables gives a steady state solution ($\partial f / \partial t = 0$) of the form

$$f_{\pm}(z, x, p) = \sum_{m=0}^{\infty} f_{sm}(p) \exp(k_m \pm z) \cos \left(\frac{(2m+1)\pi x}{l} \right) \quad (2)$$

where f_{-} and f_{+} are the solutions upstream and downstream respectively. $f_{sm}(p)$ is the value of the m th Fourier component of both f_{-} and f_{+} at the shock ($z = 0$) since f is continuous across the shock: $f_s(x, p) = f_{-}(0, x, p) = f_{+}(0, x, p)$. The boundary condition at the edges of the flux tube is that $f = 0$ on the assumption that CR reaching the boundary escape freely. $\partial u / \partial z = 0$ everywhere except at $z = 0$.

As shown in the Appendix (equation A6), the time-independent solution of equation (1) is

$$f_{sm}(p) = F_m p^{-\frac{3u_{-}}{u_{-}-u_{+}}} \left[\frac{1}{2} + \sqrt{\frac{1}{4} + \frac{k_m^2 D_{\parallel-} D_{\perp-}}{u_{-}^2}} \right]^{3u_{-}/2(u_{-}-u_{+})} \left[\frac{1}{2} + \sqrt{\frac{1}{4} + \frac{k_m^2 D_{\parallel+} D_{\perp+}}{u_{+}^2}} \right]^{3u_{+}/2(u_{-}-u_{+})} \times \\ \exp \left[\frac{3}{2} \frac{u_{-} + u_{+}}{u_{-} - u_{+}} \right] \exp \left[-\frac{3}{2} \frac{\sqrt{u_{-}^2 + 4k_m^2 D_{\parallel-} D_{\perp-}} + \sqrt{u_{+}^2 + 4k_m^2 D_{\parallel+} D_{\perp+}}}{u_{-} - u_{+}} \right] \quad (3)$$

where F_m are constants of integration and $k_m = (2m+1)\pi/l$. From equation (1), the rate at which the shock accelerates CR to momenta greater than p is

$$\frac{\partial N}{\partial t} = \int_{-\infty}^{\infty} dz \int_{-l/2}^{l/2} dx \int_p^{\infty} 4\pi p^2 dp \left[\frac{1}{3} \frac{\partial u}{\partial z} \frac{1}{p^2} \frac{\partial(p^3 f)}{\partial p} \right] = \frac{4\pi}{3} (u_{-} - u_{+}) p^3 \int_{-l/2}^{l/2} f_s dx \\ \text{giving} \quad \frac{\partial N}{\partial t} = \frac{8(u_{-} - u_{+})l}{3} \sum_{m=0}^{\infty} \frac{(-1)^m}{2m+1} p^3 f_{sm}. \quad (4)$$

The resulting differential energy spectrum is $n(p) = -dN/dp$. Differentiating equation (4), and using equation (A4) for $\partial(p^3 f_{sm})/\partial p$, the rate at which CR are produced with momentum p is

$$\frac{\partial n}{\partial t} = \sum_{m=0}^{\infty} \frac{4l(-1)^m}{2m+1} \left[\sqrt{u_{-}^2 + 4k_m^2 D_{\parallel-} D_{\perp-}} - u_{-} + \sqrt{u_{+}^2 + 4k_m^2 D_{\parallel+} D_{\perp+}} + u_{+} \right] p^2 f_{sm}. \quad (5)$$

We can relate the parallel and perpendicular diffusion coefficients to the Bohm diffusion coefficient defined as

$$D_{Bohm} = \frac{r_g c}{3} = \frac{pc}{3eB_{\parallel}} \quad (6)$$

where B_{\parallel} is the magnetic field along the flux tube on a scale much larger than the CR Larmor radius r_g . In standard plasma theories for the diffusion of particles with a scattering time τ_{scat} longer than the gyration time ($\omega_g \tau_{scat} > 1$ where $\omega_g = ceB_{\parallel}/p$), the diffusion coefficient across a magnetic field is $D_{\perp} = D_{Bohm}/(\omega_g \tau_{scat})$, and the diffusion coefficient parallel to the magnetic field is $D_{\parallel} = D_{Bohm} \times (\omega_g \tau_{scat})$ to within numerical factors of order one that depend on the nature of the scattering (eg Braginskii 1965, Blandford & Eichler 1987). For a parallel shock, the zeroth order uniform parallel magnetic field, and therefore the Bohm diffusion coefficient, is the same upstream and downstream. Consequently, $\sqrt{D_{\parallel-} D_{\perp-}} = \sqrt{D_{\parallel+} D_{\perp+}} = D_s$, where D_s is the Bohm diffusion coefficient near the shock.

As shown in the above equations (3-5), CR acceleration depends on D_s alone, and not on D_{\perp} and D_{\parallel} separately. This was previously demonstrated by Eichler (1981) who highlighted the important result that the multiple $D_s^2 = D_{\parallel} D_{\perp}$ does not depend on the strength of the turbulence since the factor $\omega_g \tau_{scat}$ cancels out. This contrasts favourably with acceleration by an isolated shock where the maximum energy is reduced from the Hillas energy if the CR mean free path is greater than its Larmor radius and $D_{\parallel} > D_{Bohm}$, in which case $T_{max} \sim (D_{\parallel}/D_{Bohm})^{-1} u_s B l$. In young SNR this is not a major concern since observation and theory both indicate that the CR diffusion coefficient is close to D_{Bohm} (Stage et al 2006, Uchiyama et al 2007, Bell 2014), but more generally this need not be so. Hence a significant advantage of acceleration in a flux tube is that the maximum energy robustly depends on D_{Bohm} and the maximum CR proton energy is $T_{max} \sim u_s B l$.

If CR with low momenta are injected into the acceleration process uniformly across the width of the shock, $F_m =$

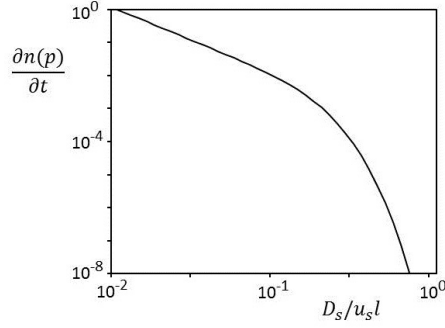


Figure 3. Normalised differential momentum spectrum $\partial n/\partial t$ (equation 7) of CR produced by a single shock in a flux tube of width l . The horizontal axis is a normalised momentum axis since $D_s/u_s l$ is proportional to the CR momentum.

$(-1)^m (4/\pi) F_s / (2m+1)$ where the spectrum at low momentum is $F_s p^{-4}$. For a strong shock with velocity u_s , $u_- = u_s$ and $u_+ = u_s/4$, giving

$$f_{sm} = (-1)^m \frac{4}{\pi} \frac{F_s p^{-4}}{2m+1} \left(\frac{1}{2} + \sqrt{\frac{1}{4} + \frac{\chi_m^2}{4}} \right)^2 \left(\frac{1}{2} + \sqrt{\frac{1}{4} + 4\chi_m^2} \right)^{1/2} \exp \left(\frac{5}{2} - \sqrt{4 + 4\chi_m^2} - \sqrt{1/4 + 4\chi_m^2} \right)$$

$$\text{and } \frac{\partial n}{\partial t} = u_s l \sum_{m=0}^{\infty} \frac{(-1)^m}{2m+1} \left(\sqrt{16 + 16\chi_m^2} + \sqrt{1 + 16\chi_m^2} - 3 \right) p^2 f_{sm} \quad \text{where } \chi_m = (2m+1) \frac{2\pi D_s}{u_s l}. \quad (7)$$

In equations (7), f_{sm} relates to the CR momentum spectrum at the shock while $\partial n/\partial t$ relates to the momentum spectrum of CR released from the flux tube into the surrounding lobe. $\partial n/\partial t$ is the crucial quantity if we are interested in the lobes of radio galaxies as a source of UHECR. Note that the spectrum of CR escaping the flux tube is not the same as the spectrum at the shock. $\partial n/\partial t$ is plotted in figure 3. The $m = 0$ mode makes the major contribution. The neglect of higher m modes would not make a discernable difference to the curve in figure 3. At low CR momentum, the spectrum follows the usual p^{-2} power law for acceleration at a strong shock. Figure 3 shows that the momentum spectrum turns over where $D_s/u_s l \approx 0.2$, which corresponds to a maximum proton energy in eV of

$$T_{max} \approx 0.6 u_s B l. \quad (8)$$

Nuclei with charge Ze can be expected to be accelerated to Z times this energy. The maximum energy in equation (8) is close to the Hillas energy defined as $u_s B l$. T_{max} is independent of the value of $\omega_g \tau_{scat}$. Our analysis assumes that the entrance to the flux tube is further from the shock than the diffusion length $D_{||-}/u_s$ upstream of the shock, and that the exit end of the flux tube is further from the shock than the diffusion length $4D_{||+}/u_s$ downstream of the shock. If either of these conditions is violated the maximum CR energy is determined by losses from the relevant end of the flux tube.

The reason the maximum CR energy is independent of $\omega_g \tau_{scat}$ is that the acceleration rate is proportional to $D_{||}^{-1} \propto (\omega_g \tau_{scat})^{-1}$, and the loss rate from the sides of the flux tube is proportional to D_{\perp} which is also proportional to $(\omega_g \tau_{scat})^{-1}$. The maximum CR energy is the energy at which the loss rate is equal to the acceleration rate. Since both the acceleration rate and the loss rate are proportional to $(\omega_g \tau_{scat})^{-1}$, T_{max} is independent of $\omega_g \tau_{scat}$.

3 COMPARISON WITH 2ND-ORDER FERMI ACCELERATION

Simulations by Matthews et al (2019) followed fluid elements (modelled as tracer particles embedded in the flow) as they pass along the jet into the hotspot at the head of the jet, and then emerge through a back-flowing flux tube into the radio lobe. Analysis of the history of tracer particles shows that the flow through the flux tube is generally transonic with supersonic episodes during which shocks occur. About 10 percent of the tracer particles pass through a shock with a Mach number greater than three where strong CR acceleration can be expected. More generally, tracer particles pass through more frequently occurring weak shocks with low Mach numbers. We could repeat the analysis of the previous section for a multiplicity of weak shocks distributed randomly along the length of the flux tube. However, a collection of many weak shocks can equivalently be described as turbulence with a turbulent velocity comparable with the large-scale background flow velocity. Flow through weak shocks can be treated as a small velocity perturbation that can be decomposed into Fourier modes as discussed below. The flow structure in the following analysis is one-dimensional, and therefore does not qualify correctly as turbulence, but the underlying acceleration process is closely similar to second-order Fermi acceleration in a turbulent plasma and for ease of expression we will refer to the disordered velocity field as turbulence.

In this section we analyse CR acceleration by considering second-order Fermi acceleration in a flux tube with a time-independent spatially-varying flow velocity directed along the flux tube. The configuration is similar to that in figure 2 except

that changes in flow velocity u are no longer localised at a single shock but distributed along the length of the tube. The flow velocity is assumed to be uniform across the width of the flux tube:

$$u(z) = u_0 + u_1(z). \quad (9)$$

This formulation can be used to represent flow along a flux tube as it passes through a series of constrictions imposed by the surrounding lobe. For transonic flow containing weak shocks $u_1 \sim u_0$, but we make the approximation appropriate for second-order Fermi that $u_1 \ll u_0$ and keep terms of order $(u_1/u_0)^2$. The implications of increasing the ratio u_1/u_0 to ~ 1 can then be considered. In the rest frame of plasma flowing along the flux tube, this looks like waves with amplitude u_1 travelling in reverse direction toward the hotspot at velocity $-u_0$. The transfer of energy from the turbulence to the CR can be interpreted as transit-time damping in which CR extract energy from the wave by diffusing out of dense compressed regions on the same timescale as the flow alternates between compression and rarefaction. This damping of hydrodynamic waves is well known in other contexts (eg Bell 1983). It is a manifestation of second-order Fermi acceleration since CR preferentially spend time in parts of the flow undergoing compression where they scatter between converging fluid elements.

We apply the free boundary escape condition ($f = 0$) at the edges of the flux tube. The CR distribution can be Fourier expanded, $f_m \propto \cos((2m+1)\pi x/l)$ as in equation (2). In the case of acceleration by a single shock, the $m = 0$ mode is the main source of CR acceleration. The same applies here, so we develop the analysis by ignoring all modes except $m = 0$. As part of the linearisation procedure, we express the CR distribution function as a sum of zeroth and first order contributions:

$$f(z, x, p) = [f_0(p) + f_1(z, p)] \cos(k_\perp x) \quad (10)$$

where $k_\perp = \pi/l$. f_0 and u_0 are both uniform along the flux tube. The analysis proceeds by linearising equation (1) for the CR distribution:

$$u_0 \frac{\partial f_1}{\partial z} - D_\parallel \frac{\partial^2 f_1}{\partial z^2} + k_\perp^2 D_\perp f_1 = \frac{1}{3} \frac{\partial u_1}{\partial z} p \frac{\partial f_0}{\partial p} \quad (11)$$

where D_\perp & D_\parallel are uniform both along (in z) and across (in x) the flux tube. The solution to equation (11) is

$$f_1(z, p) = \frac{1}{3u_0\xi} p \frac{\partial f_0}{\partial p} \left[\int_{-\infty}^z \frac{\partial u_1}{\partial z'} e^{b(z'-z)} dz' + \int_z^\infty \frac{\partial u_1}{\partial z'} e^{a(z'-z)} dz' \right] \quad (12)$$

$$\text{where} \quad a = \frac{u_0(-1-\xi)}{2D_\parallel}, \quad b = \frac{u_0(-1+\xi)}{2D_\parallel} \quad \text{and} \quad \xi = \sqrt{1 + \frac{4k_\perp^2 D_\perp D_\parallel}{u_0^2}}. \quad (13)$$

Equation (12) says that any local gradient in u_1 , which might be viewed as a weak shock, causes a disturbance in the surrounding CR population that decays exponentially over a distance $|b|^{-1}$ upstream and a distance $|a|^{-1}$ downstream, where $a < 0$ and $b > 0$.

As in equation (4) of section (2), the rate at which the number of CR with momenta greater than p increases in a long flux tube of length L , $L \gg \max(|a|^{-1}, |b|^{-1})$, is

$$\frac{\partial N}{\partial t} = \frac{2L}{\pi} \int_0^L dz \int_p^\infty \left[\frac{1}{3} \frac{\partial u_1}{\partial z} \frac{1}{p^2} \frac{\partial(p^3 f_1)}{\partial p} \right] 4\pi p^2 dp = -\frac{8L}{3} \int_0^L \frac{\partial u_1}{\partial z} p^3 f_1 dz. \quad (14)$$

We now express $u_1(z)$ and $f_1(z)$ as Fourier transforms: $u_1(z) = (2\pi)^{-1/2} \int_{-\infty}^\infty u_k(k_\parallel) e^{ik_\parallel z} dk_\parallel$ and $f_1(z) = (2\pi)^{-1/2} \int_{-\infty}^\infty f_k(k_\parallel) e^{ik_\parallel z} dk_\parallel$. The application of standard Fourier procedures to equation (11) leads to

$$f_k(k_\parallel) = \frac{ik_\parallel u_k(k_\parallel)}{3} \frac{(D_\parallel k_\parallel^2 + D_\perp k_\perp^2) - ik_\parallel u_0}{(D_\parallel k_\parallel^2 + D_\perp k_\perp^2)^2 + k_\parallel^2 u_0^2} p \frac{\partial f_0}{\partial p} \quad (15)$$

$$\text{and} \quad \frac{\partial N}{\partial t} = -\frac{8Ll}{9u_0^2} p^4 \frac{\partial f_0}{\partial p} \int_{-\infty}^\infty \Gamma(k_\parallel) \langle u^2 \rangle_k dk_\parallel \quad \text{where} \quad \Gamma(k_\parallel) = k_\parallel u_0 \left(\frac{D_\parallel k_\parallel^2 + D_\perp k_\perp^2}{k_\parallel u_0} + \frac{k_\parallel u_0}{D_\parallel k_\parallel^2 + D_\perp k_\perp^2} \right)^{-1}. \quad (16)$$

$\langle u^2 \rangle_k dk_\parallel$ is the mean square velocity of turbulence in the range k_\parallel to $k_\parallel + dk_\parallel$. $\Gamma(k_\parallel)$ has the dimensions of a rate in time. $\Gamma(k_\parallel)$ controls the contribution of turbulence at wavenumber k_\parallel to the acceleration of CR with momentum p . At very long wavelengths $\Gamma(k_\parallel)$ is proportional to k_\parallel^2 : $\Gamma(k_\parallel) \rightarrow (u_0^2/D_\perp)(k_\parallel^2/k_\perp^2)$. At very short wavelengths $\Gamma(k_\parallel)$ is constant: $\Gamma(k_\parallel) \rightarrow u_0^2/D_\parallel$. At intermediate wavelengths, there are two critical wavenumbers: (a) $k_{c\parallel} = u_0/D_\parallel$, which determines whether the inverse wavenumber k_\parallel^{-1} is shorter ($k_\parallel > k_{c\parallel}$) than the characteristic diffusion length along the flux tube, and (b) $k_{c\perp} = k_\perp \sqrt{D_\perp/D_\parallel}$ which determines whether parallel diffusion dominates (for $k_\parallel > k_{c\perp}$) over perpendicular diffusion. $\Gamma(k_\parallel)$ can be written in terms of these two critical wavenumbers:

$$\Gamma(k_\parallel) = \left(\frac{u_0^2}{D_\parallel} \right) \frac{k_\parallel}{k_{c\parallel}} \left(\frac{k_\parallel^2 + k_{c\perp}^2}{k_{c\parallel} k_\parallel} + \frac{k_{c\parallel} k_\parallel}{k_\parallel^2 + k_{c\perp}^2} \right)^{-1}. \quad (17)$$

For comparison with shock acceleration, apart from a dimensionless numerical factor, u_0^2/D_\parallel is the acceleration rate of CR

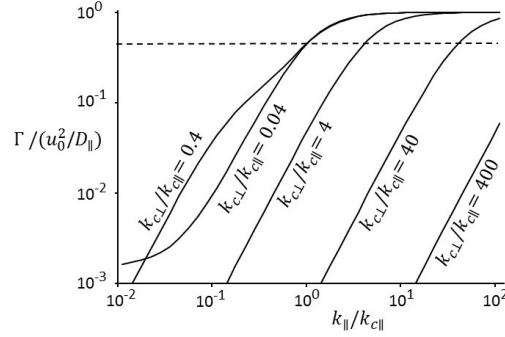


Figure 4. The function Γ in equation (17) for various normalised flux tube widths l , where $l = \pi(k_{c\perp}/k_{c\parallel})^{-1}(D_{\perp}D_{\parallel}/u_0^2)^{1/2}$. The dashed line gives the value of Γ at which $k = k_{cut}$ as defined in equation (18).

with diffusion coefficient D_{\parallel} at a shock with velocity u_0 . The function $\Gamma(k_{\parallel})$ is plotted in figure 4. If the cut-off wavenumber k_{cut} is defined as the value of k_{\parallel} at which $\Gamma = 0.5u_0^2/D_{\parallel}$, then

$$k_{cut} = \frac{u_0}{D_{\parallel}} \left[\frac{1}{2} + \sqrt{\frac{1}{4} + \frac{k_{\perp}^4 D_{Bohm}^2}{u_0^2}} \right]^{1/2} \quad (18)$$

where $D_{\perp}D_{\parallel} = D_{Bohm}^2$ and D_{Bohm} is the Bohm diffusion coefficient as defined in equation (6). Once again we see that diffusion through the sides of the flux tube is controlled by the multiple of D_{\perp} and D_{\parallel} which is independent of the strength of the turbulence as represented by $\omega_g \tau_{scat}$.

From equation (16), power-law turbulence at long wavelengths, $k_{\parallel} < k_{cut}$, $\langle u^2 \rangle_k \propto k_{\parallel}^{-\gamma}$, does not contribute significantly to CR acceleration provided $\gamma < 2$. CR either escape through the side of the flux tube before gaining energy, or else remain adiabatically fixed in the same fluid element without being accelerated. On the other hand, at short wavelengths, $k_{\parallel} > k_{cut}$, power law turbulence makes little contribution to CR acceleration provided $\gamma > 0$ since $\langle u^2 \rangle_k \propto k_{\parallel}^{-\gamma}$ decreases towards large k_{\parallel} . Consequently, power law turbulence with $0 < \gamma < 2$ contributes most strongly to CR acceleration at wavenumbers close to k_{cut} . To a reasonable approximation, since $\Gamma(k_{\parallel}) \approx u_0^2/D_{\parallel}$ for $k_{\parallel} > k_{cut}$,

$$\frac{\partial N}{\partial t} = -\frac{8Ll}{9D_{\parallel}} p^4 \frac{\partial f_0}{\partial p} \int_{k_{cut}}^{\infty} \langle u^2 \rangle_k dk_{\parallel}. \quad (19)$$

The rate dp/dt at which CR gain momentum is related to $\partial N/\partial t$ by the continuity equation: $\partial N/\partial t = Ll \, 4\pi p^2 f_0 (dp/dt)$. The acceleration time for second-order Fermi acceleration time is $\tau_{F2} = p/(dp/dt)$. Hence from equation (19)

$$\tau_{F2} = \frac{9\pi}{2} D_{\parallel} \left(-\frac{p}{f_0} \frac{\partial f_0}{\partial p} \right)^{-1} \left(\int_{k_{cut}}^{\infty} 2\pi \langle u^2 \rangle_k dk_{\parallel} \right)^{-1}. \quad (20)$$

For comparison, the acceleration time for first-order Fermi shock acceleration (Lagage & Cesarsky 1983a,b) is

$$\tau_{F1} = \frac{8D_{\parallel}}{u_s^2} \quad (21)$$

where the representative numerical factor of 8 depends on the ratio of the diffusion coefficients upstream and downstream of the shock. Hence, the ratio of the first- and second-order Fermi acceleration times is

$$\frac{\tau_{F1}}{\tau_{F2}} = \frac{16}{9\pi} \left(-\frac{p}{f_0} \frac{\partial f_0}{\partial p} \right) \left(\frac{1}{u_s^2} \int_{k_{cut}}^{\infty} \langle u^2 \rangle_k dk_{\parallel} \right). \quad (22)$$

The precise value of the factor of $16/9\pi$ has limited significance since it is sensitive to assumptions and approximations built into our derivation. More crucially, equation (22) shows, as might be expected, that the rate of second-order Fermi acceleration is of the same order as that of shock acceleration if the characteristic velocity of the turbulence contributing to CR acceleration is comparable to the shock velocity.

The acceleration rate is important since the maximum energy reached by CR is determined by competition between acceleration and loss. $\tau_{F2} \sim \tau_{F1}$ is required if the second-order Fermi process is to accelerate CR to the same energy that can be achieved by shock acceleration (equation 8). That is, the turbulent flow velocity needs to be comparable with the velocity at which the plasma flows down the flux tube if second-order is to compete with first-order Fermi acceleration. For second-order Fermi acceleration to contribute significantly to the acceleration of UHECR, the turbulence must have an energy density comparable to the kinetic energy density of large scale flows in the lobe as previously indicated by Hardcastle (2010) and consistent with O'Sullivan et al (2009) who find that wave speeds in excess of $0.1c$ are needed for UHECR acceleration by stochastic Alfvén waves in the radio galaxy Centaurus A.

The other main point for comparison between first- and second-order Fermi acceleration is the slope of the CR spectrum. CR escape through the walls of the flux tube is responsible for the turnover in the spectrum at high energy, but escape through

the walls has negligible effect on the spectrum at lower energies. At energies below the turnover, the spectrum at a single isolated shock is determined by competition between acceleration at the shock and CR escape due to advection downstream away from the shock. Both the acceleration rate and the advective loss rate are well determined in shock acceleration, leading naturally to $n(p) \propto p^{-2}$ below the spectral turnover as in equation (7). However, the situation is more complicated in the case of multiple weak shocks. The first order Fermi spectrum is not simply $n(p) \propto p^{-2}$ since the spectrum is steepened by low compression at weak shocks, yet conversely it is flattened by passage through multiple shocks (Bell 1978b).

In the case of second-order Fermi acceleration both the acceleration rate and the loss rate can take a range of values, thus leading to a range of possible spectra depending on competition between the two rates. The acceleration rate is proportional to the amplitude of the turbulence (equation 20). The only possible escape route for low energy CR is by advection with the fluid flow through the downstream exit from the flux tube. If the plasma transit time L/u_0 through the flux tube is much longer than the acceleration time, CR loss by advection during acceleration is also negligible, and CR number conservation dictates that $\partial N/\partial t$ is the same at all momenta. From equation (19), this leads to a CR momentum spectrum determined by

$$\frac{p^4}{D_{\parallel}} \frac{\partial f_0}{\partial p} \int_{k_{cut}}^{\infty} \langle u^2 \rangle_k dk_{\parallel} = \text{constant}. \quad (23)$$

According to equation (23) a range of CR spectra are possible in this steady state, depending on the wavenumber spectrum of the turbulence. Turbulence in a flux tube is a special case, but if the turbulence follows a Kolmogorov power law with energy density proportional to $k^{-5/3}$, such that $\int_{k_{cut}}^{\infty} \langle u^2 \rangle_k dk_{\parallel} \propto p^{2/3}$, since $k_{cut} \propto D_{\parallel}^{-1} \propto p^{-1}$, then $f_0(p) \propto p^{-8/3}$ and $n(p) \propto p^{-2/3}$. This would be an unusually flat CR spectrum with most of the CR energy density at the large momentum end of the spectrum. The cause of the flat spectrum is that CR acceleration is slower at high CR momentum, with the result that a relatively greater number of CR are needed at high momentum to maintain a constant flux of CR from low to high momentum. The momentum spectrum given by equation (23) is unlikely except in special circumstances, and an extended calculation is needed that takes account of time dependence, escape through the ends of the flux tube, and feedback processes across the momentum spectrum.

4 CONCLUSIONS

We examine the acceleration of CR in hydromagnetic flux tubes with application to the lobes of radio galaxies where flux tubes contain shocks that are mostly low Mach number (Matthews et al 2019). We consider CR acceleration in the framework of two overlapping formalisms: first-order Fermi acceleration by shocks and second-order Fermi acceleration by strong turbulence. We show that the maximum CR energy at a single shock in a flux tube is close to the Hillas energy $ZuBl$ where u is the flow velocity along the flux tube, B is an ordered field aligned along the flux tube, l is the width of the flux tube, and the CR charge is Ze . In contrast to CR acceleration at the outer shocks of SNR, the attainment of the Hillas energy is not dependent on Bohm diffusion in the shock environment. Consequently, the Hillas energy is a relatively robust estimate of the energy to which CR are accelerated.

We show that second-order Fermi acceleration in turbulence is slower than first-order shock acceleration by the ratio of the mean square turbulent velocity to the square of the shock velocity. Hence, second-order acceleration in weak turbulence is less able to compete with CR losses, and cannot accelerate CR to the highest energies. However, if the turbulence is strong in the sense that the mean square turbulent velocity is comparable with the large scale flow velocity, then second-order acceleration competes well with first-order acceleration since it is broadly equivalent to multiple first-order acceleration episodes as a CR passes through a succession of weak shocks.

The flow within lobes of radio galaxies is more complicated (see references in section 1) than allowed by our simplified model of one-dimensional flow in a steady uniform straight flux tube, and additional acceleration processes may be active. For example, the strong velocity differential across the edges of flux tubes may be a prime location for shear acceleration (Earl et al 1988, Ostrowski 1998, Rieger & Duffy 2006, Caprioli 2015) and for the growth of strong multi-dimensional turbulence due to the Kelvin-Helmholtz instability. Also, variations in the width of flux tubes along their length may give rise to lateral compressions and rarefactions that respectively accelerate and decelerate CR, although resulting changes in CR energy may be approximately adiabatic with limited overall effect. As shown by Achterberg (1981), second-order Fermi acceleration is an umbrella term for a number of different effects that can be combined in a general quasi-linear theory of wave-particle interactions. The more general theory may provide a fruitful basis for an extended analysis in the complicated environment of a flux tube, and it may be possible to encompass first- and second-order Fermi acceleration and shear acceleration in a single comprehensive analysis (Lemoine 2019).

The model we use here could be extended to include the above additional effects, but within its limitations, our analysis supports the proposal by Matthews et al (2018, 2019) that UHECR may be accelerated in the lobes of radio galaxies. Suitably extended, our analysis may be applicable to other steady confined flows such as jets.

5 ACKNOWLEDGEMENTS

We thank Bram Achterberg for helpful comments. This research was supported by the UK Science and Technology Facilities Council under grant No. ST/N000919/1.

6 REFERENCES

- Achterberg A., 1981, A&A, 97, 259
Araudo A.T., Bell A.R., Blundell K.M., 2015, ApJ, 806, 304
Araudo A.T., Bell A.R., Blundell K.M., Matthews J.H., 2018, MNRAS, 473, 3500
Axford W.I., Leer E., Skadron G., 1977, Proc 15th Int. Cosmic Ray Conf., 11, 132
Bell A.R., 1978a, MNRAS, 182, 147
Bell A.R., 1978b, MNRAS, 182, 443
Bell A.R., 1983, Phys Fluids, 26, 269
Bell AR, 2014, Braz J Phys, 44, 415
Bell A.R., Araudo A.T., Matthews J.H., Blundell K.M., 2018, MNRAS, 473, 2364
Bell A.R., Schure K.M., Reville B., Giacinti G., 2013, MNRAS, 431, 415
Blandford R.D., Eichler D., 1987, Phys Rep, 154, 1
Blandford R.D., Ostriker J.P., 1978, ApJ, 221, L29
Braginskii S.I., 1965, Rev Plasma Phys, 1, 205
Caprioli D., 2015, ApJ, 811, L38
Cielo, S., Antonuccio-Delogu, V., Macci, A. V., Romeo, A. D., Silk, J., 2014, MNRAS, 439, 2903
Earl J.A., Jokipii J.R., Morfill G., 1988, ApJ, 331, L91
Eichler D., 1981, ApJ, 244, 711
Eichmann, B., Rachen, J. P., Merten, L., van Vliet, A., Becker Tjus, J., 2018, JCAP02, 036
Falle S.A.E.G., 1991, MNRAS, 250, 581
Fermi E., 1949, Phys Rev, 75, 8
Hardcastle M.J., 2010, MNRAS, 405, 2810
Hardcastle M.J., Cheung C.C., Feain I.J., Stawarz L., 2009, MNRAS, 393, 1041
Hillas A.M., 1984, ARA&A, 22, 425
Jones F.C., 1994, ApJSS, 90, 561
Jokipii J.R., 1982, ApJ, 255, 716
Jokipii J.R., 1987, ApJ, 313, 842
Keppens R., Meliani Z., van der Holst B., Casse F., 2008, A&A, 483, 663
Kirk J.G., Reville B., 2010, ApJL, 710, L16
Krause, M., 2005, A&A, 431, 45
Krymskii G.F., 1977, Sov Phys Dokl, 23, 327
Lagage P.O., Cesarsky C.J., 1983a, A&A, 118, 223
Lagage P.O., Cesarsky C.J., 1983b, ApJ, 125, 249
Lee M.A. 1982, J Geophys Res, 87, 5063
Lemoine M., 2019, Phys Rev D, 99, 083006
Lemoine M., Pelettier G., 2010, MNRAS, 402, 321
Matthews J.H., Bell A.R., Blundell K.M., Araudo A.T., 2018, MNRAS, 479, L76
Matthews J.H., Bell A.R., Blundell K.M., Araudo A.T., 2019, MNRAS, 482, 4303
Mignone, A., Rossi, P., Bodo, G., Ferrari, A., Massaglia, S., 2010, MNRAS, 402, 7
Norman M.L. Winkler K.-H., Smarr L., Smith M.D., 1982, A&A, 113, 285
Ostrowski M., 1998, A&A, 335, 134
O’Sullivan S., Reville B., Taylor A.M., 2009, MNRAS, 400, 248
Reiger F.M., Duffy P., 2006, ApJ, 652, 1044
Reville B., Bell A.R., 2014, MNRAS, 439, 2050
Saxton C.J., Sutherland R.S., Bicknell G.V., Blanchet G., Wagner S.J., Metchnik M.V., 2002, A&A, 393, 765
Scheuer P.A.G.S., 1995, MNRAS, 277, 331
Stage M.D., Allen G.E., Houck J.C. Davis J.E., 2006, Nature Physics, 2, 614
Tchekhovskoy A., Bromberg, O., 2016, MNRAS, 461, 46
Uchiyama Y. et al, 2007, Nature, 449, 576
Webb G.M., Bogdan T.J., Lee M. A., Lerche I., 1985, MNRAS, 215, 341
Wykes S., Croston J.H., Hardcastle M.J., Eilek J.A., Biermann P.L., Achterberg A., Bray J.D., Lazarian A., Haverkorn M., Protheroe R.J., Bromberg O., 2013, A&A, 558, A19
Zirakashvili V.N., Ptuskin V.S., 2008, ApJ, 678, 939

APPENDIX A

In this Appendix we find a solution to equation (1) by decomposing the distribution function f into Fourier modes as defined in equation (2). Since $\partial u / \partial z = 0$ everywhere except at $z = 0$, the equation is linear in each of the upstream and downstream plasmas separately, with exponential scaleheights $k_{m\pm}$ in z defined by

$$k_{m\pm}u_{\pm} - k_{m\pm}^2 D_{\parallel\pm} + k_m^2 D_{\perp\pm} = 0 \quad (A1)$$

where $k_m = (2m + 1)\pi/l$, and u_{\pm} , $D_{\parallel\pm}$ & $D_{\perp\pm}$ are the upstream and downstream values of u , D_{\parallel} & D_{\perp} . The solution of

equation (A1) is

$$k_{m\pm}D_{\parallel\pm} = \frac{1}{2} \left(u_{\pm} \mp \sqrt{u_{\pm}^2 + 4k_m^2 D_{\parallel\pm} D_{\perp\pm}} \right). \quad (\text{A2})$$

f is continuous across the shock $f_s(p, x) = f_-(0, x, p) = f_+(0, x, p)$. Integrating equation (1) in z across the shock gives

$$\frac{1}{3p^2 f_{ms}} \frac{\partial(p^3 f_{ms})}{\partial p} = 1 - \frac{k_{m+}D_{\parallel+} - k_{m-}D_{\parallel-}}{u_+ - u_-} \quad (\text{A3})$$

where f_{ms} is the value of f_m at the shock ($z = 0$). Substituting equation (A2) into the equation (A3) gives

$$\frac{p}{3f_{sm}} \frac{\partial f_{sm}}{\partial p} = -\frac{1}{2} - \frac{\sqrt{u_-^2 + 4k_m^2 D_{\parallel-} D_{\perp-}} + \sqrt{u_+^2 + 4k_m^2 D_{\parallel+} D_{\perp+}}}{2(u_- - u_+)}. \quad (\text{A4})$$

In the limit of a strong shock ($u_- = 4u_+$) in a wide flux tube ($k_m = 0$), the solution is $f_s \propto p^{-4}$, which is the standard power law solution for diffusive shock acceleration.

We assume that the CR scattering length is proportional to the CR Larmor radius, in which case the multiple of D_{\perp} and D_{\parallel} is proportional to p^2 . Using the standard integral

$$\int \sqrt{u^2 + b^2 p^2} \frac{dp}{p} = \sqrt{u^2 + b^2 p^2} + u \log(p) - u \log(u + \sqrt{u^2 + b^2 p^2}) + \text{constant} \quad (\text{A5})$$

equation (A4) can be integrated to give

$$\begin{aligned} f_{sm} = F_m p^{-3u_-/(u_- - u_+)} & \left[1 + \sqrt{1 + \frac{4k_m^2 D_{\parallel-} D_{\perp-}}{u_-^2}} \right]^{3u_-/2(u_- - u_+)} \left[1 + \sqrt{1 + \frac{4k_m^2 D_{\parallel+} D_{\perp+}}{u_+^2}} \right]^{3u_+/2(u_- - u_+)} \\ & \times \exp \left[-\frac{3}{2(u_- - u_+)} \left(\sqrt{u_-^2 + 4k_m^2 D_{\parallel-} D_{\perp-}} + \sqrt{u_+^2 + 4k_m^2 D_{\parallel+} D_{\perp+}} \right) \right] \end{aligned} \quad (\text{A6})$$

where F_m is a constant of integration.