

Can tides disrupt cold dark matter subhaloes?

Raphaël Errani^{*} & Jorge Peñarrubia

Institute for Astronomy, University of Edinburgh, Royal Observatory, Blackford Hill, Edinburgh EH9 3HJ, UK

Submitted May 30 2019

ABSTRACT

The clumpiness of dark matter on sub-kpc scales is highly sensitive to the tidal evolution and survival of subhaloes. In agreement with previous studies, we show that N -body realisations of cold dark matter subhaloes with centrally-divergent density cusps form artificial constant-density cores on the scale of the resolution limit of the simulation. These density cores drive the artificial tidal disruption of subhaloes. We run controlled simulations of the tidal evolution of a single subhalo where we repeatedly reconstruct the density cusp, preventing artificial disruption. This allows us to follow the evolution of the subhalo for arbitrarily large fractions of tidally stripped mass. Based on this numerical evidence in combination with simple dynamical arguments, we argue that cuspy dark matter subhaloes cannot be completely disrupted by smooth tidal fields. Modelling stars as collisionless tracers of the underlying potential, we furthermore study the tidal evolution of Milky Way dwarf spheroidal galaxies. Using a model of the Tucana III dwarf as an example, we show that tides can strip dwarf galaxies down to sub-solar luminosities. The remnant *micro-galaxies* would appear as co-moving groups of metal-poor, low-mass stars of similar age, embedded in sub-kpc dark matter subhaloes.

Key words: dark matter – galaxies: dwarf – galaxies: kinematics and dynamics – galaxies: evolution – methods: numerical – Local Group

1 INTRODUCTION

The hierarchical clustering of dark matter (DM) is a remarkably successful framework to explain structure formation on large galactic scales. However on kpc scales and smaller, the clustering properties of DM are subject of controversy and debate. It is on these scales that potential DM particle properties (e.g. Tremaine & Gunn 1979; Vogelsberger et al. 2012) as well as baryonic effects (e.g. Navarro et al. 1996; Pontzen & Governato 2012; Read et al. 2016) leave their imprints on the DM distribution. While DM-only cosmological simulations predict a universal density profile with a cusp of central slope $\gamma = -d \ln \rho / d \ln r = 1$ (Navarro et al. 1997), kinematic studies of stars in DM dominated Milky Way dwarf galaxies did not yield conclusive evidence whether potential underlying DM profiles have centrally-divergent density cusps (e.g. Richardson & Fairbairn 2014), or constant-density cores (e.g. Walker & Peñarrubia 2011; Amorisco et al. 2013). The number of known Milky Way dwarf galaxies has increased dramatically over recent years, with deep photometric and kinematic surveys revealing subsequently fainter and less massive satellites (e.g. Drlica-Wagner et al. 2015; Koposov et al. 2015; Torrealba et al. 2016). Nevertheless, their abundance can be matched to the vast number of subhaloes in cosmological simulations only by either facilitating the tidal disruption of subhaloes before redshift $z = 0$, or by suppressing star formation in low-mass subhaloes. This can be achieved by involving baryonic processes (e.g. Chan et al.

2015; Schaye et al. 2015; Despali & Vegetti 2017), or DM recipes departing from the classical cold dark matter (CDM) model (e.g. Lovell et al. 2014). Several methods have been proposed in recent years to detect also subhaloes devoid of stars, indirectly through their effects on tidal streams (e.g. Ibata et al. 2002; Erkal & Belokurov 2015), or more directly through strong gravitational lensing (e.g. Vegetti & Koopmans 2009) – though clear signatures of such dark subhaloes are yet to be discovered.

The presence of self-bound subhaloes within larger DM haloes as relics of their accretion history was noted as soon as cosmological simulations had sufficient resolution to probe the scales in question (resolving main haloes with $\sim 10^4$ particles, e.g. Tormen et al. 1997; Moore et al. 1998). It was soon understood that insufficient resolution depletes subhaloes artificially (which was originally dubbed *overmerging*, e.g. Klypin et al. 1999). Current DM-only simulations of Milky Way-like haloes resolve DM subhaloes of masses down to $\sim 10^5 M_\odot$ at an N -body particle mass of $10^3 - 10^4 M_\odot$ (resolving main haloes with $10^8 - 10^9$ particles, e.g. Springel et al. 2008; Griffen et al. 2016). Recent studies raise suspicion whether the predictions on abundance and structural parameters of subhaloes at these mass scales can be trusted: van den Bosch et al. (2018) argues that up to 80 per cent of subhaloes that disrupt in cosmological simulations do so because of numerical issues. This is also supported by the results of controlled simulations which suggest that DM subhaloes with centrally-divergent density cusps cannot be fully disrupted by tides (Kazantzidis et al. 2004; Goerdts et al. 2007; Peñarrubia et al. 2010; van den Bosch & Ogiya 2018) – although also in these simulations,

^{*} E-mail: raer@roe.ac.uk

subhaloes do disrupt eventually due to limited resolution and finite particle number.

In this paper, we study the tidal evolution of a single cuspy DM subhalo under the assumption that tides do not alter the central slope of $\gamma = 1$, as suggested by the results of controlled simulations (Hayashi et al. 2003; Peñarrubia et al. 2010). Our choice of $\gamma = 1$ is motivated by the Navarro et al. (1997) density profile for DM haloes. While other authors find slightly steeper (Diemand et al. 2008, for subhaloes) or slightly shallower slopes (e.g. Navarro et al. 2010; Ludlow et al. 2013), within the resolution limits, density profiles in DM-only simulations are cuspy, i.e. centrally-divergent. We follow the tidal evolution of our example cuspy subhalo in an evolving, analytical host potential, periodically reconstructing the density cusp. This cusp reconstruction prevents artificial disruption and allows us to study the tidal evolution over arbitrarily large fractions of stripped mass.

The apparent *indestructibility* of cuspy subhaloes also has implications for dwarf galaxies embedded in such haloes: As an illustration, we follow the tidal evolution of a dwarf galaxy embedded in a cuspy DM halo using an N -body model tailored to match the ultra-faint Tucana III dwarf galaxy (Drlica-Wagner et al. 2015). We chose the Tuc III dwarf as an example as several of its measured structural and kinematic properties indicate strong past tidal interactions: Tuc III is on a very radial orbit with a pericentre distance of ~ 3 kpc, passing through the galactic disc, and has an associated stellar tidal stream (Li et al. 2018; Shipp et al. 2018). The luminosity $L \sim 10^3 L_\odot$ and line-of-sight velocity dispersion $\sigma < 1.5 \text{ km s}^{-1}$ of the dwarf are particularly low (Simon et al. 2017), suggesting that Tuc III might be the remnant of a more massive and more luminous progenitor. In this work, we model the tidal stripping of Tuc III down to sub-solar luminosities: Interestingly, the remnant *micro-galaxy* would appear as a co-moving group of metal-poor stars of similar age, embedded in a sub-kpc DM halo.

The paper is structured as follows: In section 2, we present simple dynamical arguments for the distinct tidal evolution and survival of DM substructures with density cusps and cores. Following the lead of van den Bosch et al. (2018), we show in section 3 how limited resolution in numerical simulations causes the artificial formation of density cores at the centres of DM subhaloes. Section 4 details our numerical experiments of the tidal evolution of a single subhalo, where we periodically reconstruct the density cusp. To model the evolution of Milky Way dwarf spheroidal galaxies, in section 5 we embed stars in a DM subhalo using a distribution function based approach and study the tidal stripping of dwarf galaxies down to sub-solar luminosities. In section 6 we summarize and discuss our findings in the context of detectability of low-mass subhaloes and highly stripped dwarf galaxies.

2 TIDAL EVOLUTION OF DYNAMICAL TIMES

Consider a subhalo on an eccentric orbit of period T_{orb} within the main halo. Moving towards pericentre, tidal forces on the subhalo increase. *Under which conditions does a subhalo retain some fraction of bound particles after pericentre passage?* We address this question by contemplating the response of particles within the subhalo to the tidal field of the main halo. For this purpose, we compare the periods of circular orbits $t_c(r)$ within cuspy and cored subhaloes, and study how $t_c(r)$ evolves while the subhaloes structurally change due to tidal mass loss. We will show that for cuspy subhaloes, there is always a fraction of particles that react adiabatically to the tidal perturbation,

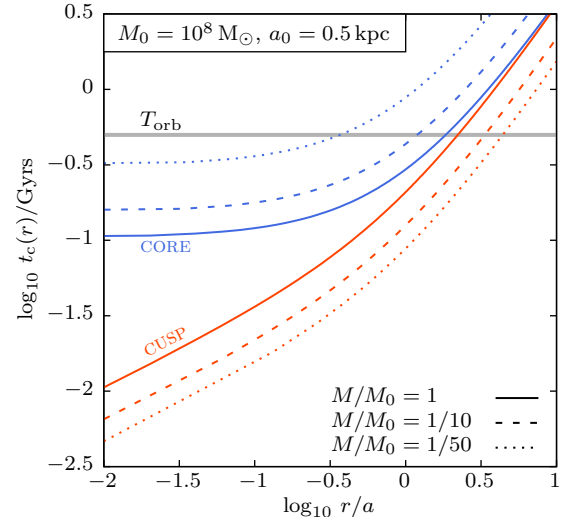


Figure 1. The internal period $t_c(r)$ of a circular orbit of radius r in cuspy ($\gamma = 1$) Dehnen (1993) profiles tends towards zero for $r \rightarrow 0$, whereas for cored ($\gamma = 0$) profiles, it approaches a constant, non-zero value. This is shown for subhaloes of initial mass $M_0 = 10^8 M_\odot$ and scale radius $a_0 = 0.5$ kpc (solid lines). For cuspy (cored) profiles, tidal stripping decreases (increases) $t_c(r)$ at fixed fractions r/a of the scale radius: dashed (dotted) lines are computed using the Errani et al. (2018) tidal tracks (measured from controlled simulations) and show $t_c(r)$ when the subhalo has been tidally stripped to a remnant mass fraction of $M/M_0 = 1/10$ ($1/50$). An orbital period of $T_{\text{orb}} = 0.5$ Gyrs within the host halo is shown as guidance for the time available for the subhalo to reach dynamical equilibrium between two pericentre passages.

and that this fraction increases during the tidal evolution of the subhalo.

We model the subhalo as a Dehnen (1993) profile with total mass M , scale radius a and scale density $\rho_s = (3 - \gamma)M/4\pi a^3$, which can be written in terms of the general $\{\alpha, \beta, \gamma\}$ profile,

$$\rho(r) = \rho_s \left(\frac{r}{a}\right)^{-\gamma} \left[1 + \left(\frac{r}{a}\right)^\alpha\right]^{(\gamma-\beta)/\alpha}, \quad (1)$$

with $\alpha = 1$, outer slope $\beta \equiv -d \ln \rho / d \ln r$ ($r \rightarrow \infty$) = 4 and inner slope $\gamma \equiv -d \ln \rho / d \ln r$ ($r \rightarrow 0$). The period of a circular orbit of radius r then becomes

$$t_c(r) = 2\pi \left[\frac{(r+a)^{3-\gamma}}{GM r^{-\gamma}} \right]^{1/2}. \quad (2)$$

Figure 1 shows $t_c(r)$ for cuspy ($\gamma = 1$) and cored ($\gamma = 0$) subhaloes exemplarily for an initial mass $M_0 = 10^8 M_\odot$ and initial scale radius $a_0 = 0.5$ kpc (solid lines). For the cuspy model, as $r \rightarrow 0$, also $t_c(r) \rightarrow 0$, i.e. there is always a subset of radii for which $t_c(r) \ll T_{\text{orb}}$. As the strongest tidal interaction happens on a timescale of some fraction of the orbital period T_{orb} , we can assume that for particles with $t_c(r) \ll T_{\text{orb}}$, the tidal interaction is perceived as a mere adiabatic perturbation. Furthermore, the same particles have $T_{\text{orb}}/t_c \gg 1$ revolutions within the subhalo to reach dynamical equilibrium before the next strong tidal interaction. On the other hand, for the cored model, $t_c(r) \rightarrow \text{const} > 0$ as $r \rightarrow 0$: inside the density core, all orbits have the same orbital period. Whether there is a subset of particles that react adiabatically to the perturbation depends on the specific values of $t_c(r)$ and T_{orb} . Similarly, the number of revolutions T_{orb}/t_c available to particles in cored subhaloes to relax before the next strong tidal interaction depends on the specific values of $t_c(r)$ and T_{orb} .

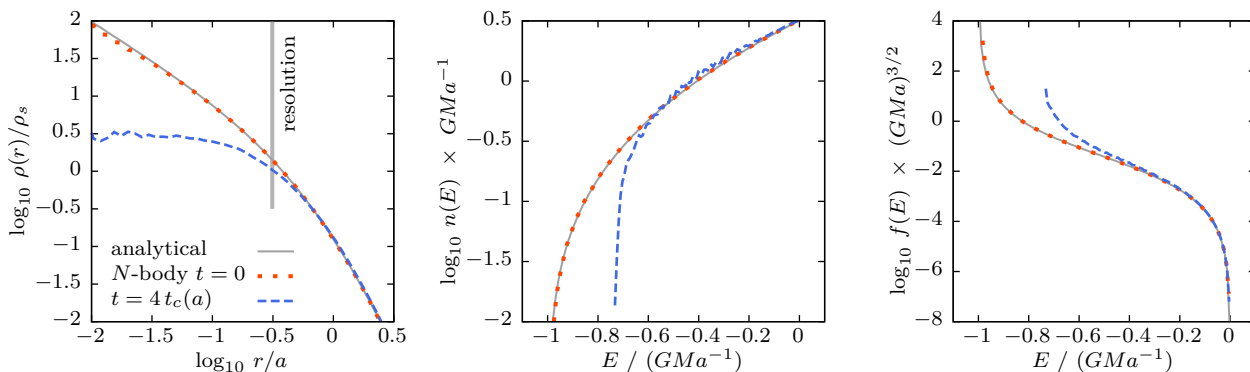


Figure 2. A cuspy Dehnen (1993) model ($\{\alpha, \beta, \gamma\} = \{1, 4, 1\}$) of mass M and scale radius a evolved in isolation using a particle-mesh code with a spatial resolution of $\Delta x = 20a/64 = 0.16$ kpc forms a density core ($d \ln \rho / d \ln r \rightarrow 0$ for $r \rightarrow 0$) on the scale of the spatial resolution of the simulation (left panel). The differential energy distribution $n(E)$ reveals that the evolved N -body models is missing particles with the most-negative energies compared to the analytical and unevolved model (central panel). The distribution function for less-bound energies follows closely the analytical model (right panel).

How does $t_c(r)$ evolve during tidal stripping? Subhalo mass M , scale radius a and the shape of the density profile $\rho(r)$ all evolve due to tidal mass loss. For simplicity, in the following discussion of orbital periods $t_c(r)$ we will assume self-similar evolution of the subhalo density profile and only consider the change of subhalo mass M and scale radius a during tidal stripping. This assumption is well motivated for particles with $r \ll a$, as the central regions of subhaloes are shown to evolve in a self-similar manner in controlled simulations (Hayashi et al. 2003; Peñarrubia et al. 2010). We make use of tidal evolutionary tracks (originally introduced by Peñarrubia et al. 2008) to parametrize the evolution of equilibrium halo structural parameters as a function of the fraction M/M_0 of remnant bound mass. In specific, we use the Errani et al. (2018) tracks (measured from controlled simulations) for the evolution of the DM scale radius for cuspy and cored subhaloes. As shown with dashed (dotted) lines in Figure 1 for remnant bound masses of $M/M_0 = 1/10$ ($1/50$), at a fixed relative radius r/a , for cuspy models, the period $t_c(r/a)$ decreases during tidal stripping. Consequently, the region within the subhalo for which the tidal interaction is adiabatic increases during tidal evolution, and so does the number of revolutions $t_c(r/a)$ available for the subhalo to reach dynamical equilibrium within the (constant) orbital period T_{orb} : this suggests that tides cannot fully disrupt cuspy subhaloes. For cored models however, $t_c(r/a)$ increases during tidal stripping at fixed r/a : the region that reacts adiabatically to tides shrinks, and it becomes increasingly difficult for the subhalo to reach dynamical equilibrium within T_{orb} . This drives the eventual tidal disruption of the cored subhalo. In this context, the term *artificial* disruption has been coined by van den Bosch et al. (2018) for the disruption of subhaloes in cosmological simulations caused by numerical issues.

3 CORE FORMATION IN NUMERICAL SIMULATIONS

In the spirit of van den Bosch et al. (2018), in this section, we perform a numerical experiment to demonstrate how density cores form artificially due to insufficient numerical resolution. For this purpose, we generate an equilibrium N -body realisation of a cuspy DM halo (with the general method described in section 3.1) and evolve it in isolation using the particle-mesh code SUPERBOX (Fellhauer et al. 2000) (section 3.2).

3.1 Generation of equilibrium models

Throughout this paper, we make use of spherical equilibrium N -body models with isotropic velocity dispersion, and summarise in this subsection the procedure to generate such models. We aim to generate an N -body model of (tracer) density $\nu(r) = dN/d^3r$ which is in dynamical equilibrium in a spherical potential $\Phi(r)$. The distribution function (hereafter \mathcal{D}_F) $f(E) = dN/d\Omega$ which determines the number N of particles of energy E per phase space volume element $d\Omega = d^3r d^3v$ can be obtained from $\nu(r)$ and $\Phi(r)$ using Eddington inversion (see e.g. Binney & Tremaine 1987):

$$f(E) = \frac{1}{\sqrt{8\pi^2}} \int_E^0 \frac{d^2\nu}{d^2\Phi} (\Phi - E)^{-1/2} d\Phi, \quad (3)$$

which holds in this form if for $r \rightarrow \infty$ both $\Phi \rightarrow 0$ and $d\nu/d\Phi \rightarrow 0$. In equation 3, the tracer density $\nu(r)$ is normalised so that $N = 4\pi^2 \int_0^\infty \nu(r) dr$. For the case of self-gravitating models, the potential $\Phi(r)$ is sourced by the mass density $\rho(r) = m\nu(r)$, where by m we denote the mass of a single particle. Following the notation of Spitzer (1987), each particle of energy E has access to a differential phase space volume of $d\Omega/dE = (4\pi)^2 p(E)$, where

$$p(E) = \int_0^{r_{\text{apo}}(E)} \{2[E - \Phi(r)]\}^{1/2} r^2 dr. \quad (4)$$

The integration limits correspond to the minimum and maximum radii r accessible to a particle with energy E in the potential $\Phi(r)$. The differential energy distribution $n(E) = dN/dE$ then becomes

$$n(E) = (4\pi)^2 p(E) f(E). \quad (5)$$

We deduce from equations 4 and 5 that at given radius r , the likelihood of a particle to have energy E is $\mathcal{L}(E|r) \propto \{2[E - \Phi(r)]\}^{1/2} r^2 f(E)$. This allows us to generate equilibrium N -body models using a two-step procedure: we first draw radii r through inverse transform sampling of the tracer density $\nu(r)$, and subsequently energies E through rejection-sampling with the likelihood $\mathcal{L}(E|r)$. For isotropic systems, energies and radii uniquely determine the velocities of the N -body particles. A basic implementation of this method is made available online¹.

¹ <https://github.com/rerrani>

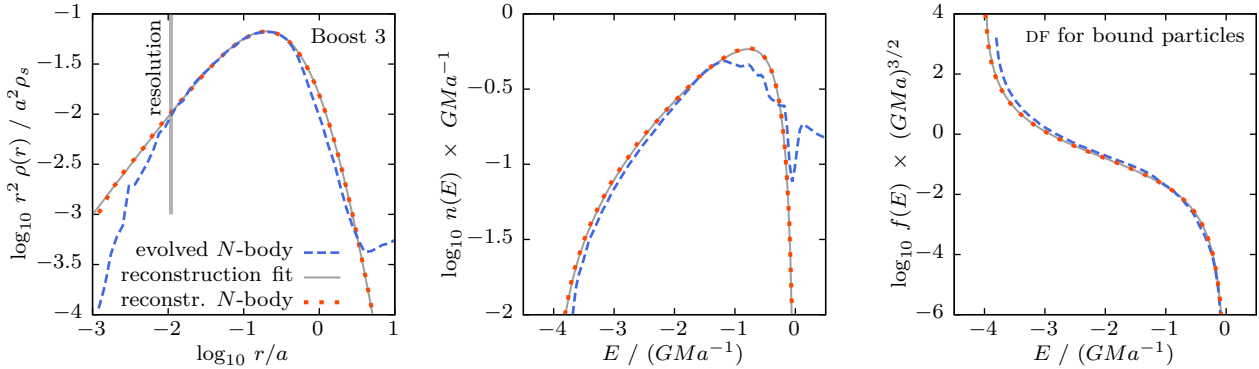


Figure 3. The left-hand panel shows an $\{\alpha, \beta, \gamma\} = \{1, 7, 1\}$ fit to bound N -body particles of a tidally stripped subhalo, reconstructing the density cusp with central slope $\gamma = 1$. The fit matches the N -body model best for those radial shells which contain the largest number of particles, i.e. around r_{-2} , where the $r^2\rho(r)$ curve peaks. The outer profile is matched with less accuracy, which can also be seen from the differential energy distribution $n(E)$ (central panel). Convergence tests however demonstrate that the tidal evolution is insensitive to an exact match of the outer density profile.

3.2 Numerical experiment for core formation

To illustrate the artificial formation of density cores in N -body models of originally cuspy subhaloes, we evolve a [Dehnen \(1993\)](#) model of $N = 10^7$ particles, total mass $M = 10^8 M_\odot$ and scale radius $a = 0.5$ kpc in isolation using `SUPERBOX`. This particle-mesh code employs co-moving grids centred on the densest region in the halo. We choose a low grid resolution of $\Delta x = 20a/64 = 0.16$ kpc for the highest-resolving grid to highlight the effect of artificial core formation. While this experiment is run in isolation, i.e. in absence of an external potential, note however that the scale radius a of a subhalo experiencing tidal mass loss decreases over time. Consequently, also the ratio $a/\Delta x$ decreases and can easily reach values as extreme as in our experimental setup. We chose a time step of $\Delta t = t_c(a)/400 = 0.5$ Myrs.

Figure 2 compares the analytical model and unevolved ($t = 0$) N -body realisation against a model evolved for a time of $4t_c(a)$. A density core forms on the scale of the resolution Δx of the highest-resolving grid. Energies E , differential energy distribution $n(E)$ and DF $f(E)$ are calculated for the N -body models using positions and velocities provided by `SUPERBOX`. We assume spherical symmetry and that both $f(E)$ and $p(E)$ are functions of energy alone, which allows $p(E)$ to be computed from equation 4, and $f(E) = (4\pi)^{-2} n(E) p^{-1}(E)$, where the differential energy distribution $n(E)$ is measured directly from the N -body particles. The differential energy distribution $n(E)$ of the evolved N -body model has fewer particles at the highest binding energies than the unevolved model and analytical counterpart, but at less-bound energies, both $n(E)$ and the DF of the evolved N -body model follow closely the analytical form.

4 RECONSTRUCTION OF THE CUSP

We now explore how to reconstruct the density cusp with the aim to follow the tidal evolution of a single subhalo in a Milky Way-like host potential for arbitrarily large fractions of tidally stripped mass, avoiding artificial disruption. In section 4.1 we describe the analytical, evolving host potential as well as the initial conditions for the subhalo used in our controlled simulations. The cusp reconstruction method is introduced and then applied to follow the tidal evolution of a subhalo in section 4.2.

4.1 Numerical setup

Host. The parameters of the analytical, time-evolving host potential at redshift $z = 0$ are motivated by the [McMillan \(2011\)](#) Milky Way model with a circular velocity of $v_c = 240$ km s $^{-1}$ at a solar radius of $R_0 = 8.29$ kpc. We model the Milky Way disc as an axisymmetric two-component model consisting of a thin and thick [Miyamoto & Nagai \(1975\)](#) disc with $M = 7.3 \times 10^{10} M_\odot$, $a_d = 3.9$ kpc, $b_d = 0.31$ kpc ($M = 2.0 \times 10^{10} M_\odot$, $a_d = 4.4$ kpc, $b_d = 0.92$ kpc) for the thin (thick) disc, respectively. The Bulge is modelled as a [Hernquist \(1990\)](#) sphere with $M = 2.1 \times 10^{10} M_\odot$, $a = 1.3$ kpc, and the DM halo as a spherical [Navarro et al. \(1997\)](#) profile with scale mass $M_s = 1.53 \times 10^{11} M_\odot$, scale radius $r_s = 20.2$ kpc and concentration $c = 9.49$, which results in a virial mass of $M(< cr_s) = 1.40 \times 10^{12} M_\odot$. The scale mass evolves with redshift, $M_s(z) \propto \exp(-2a_g z)$, whereas $r_s(z) \propto \exp(-2a_g z/\gamma_g)$, following the model by [Buist & Helmi \(2014\)](#) with parameters $\gamma_g = 2$ for strict inside-out growth and $a_g = 0.2$, motivated as a rough mean of the values found for the Aquarius ([Springel et al. 2008](#)) simulations. We use the same recipe for the evolution of disc and bulge. As cosmology, we adopt $\Omega_m = 0.32$, $\Omega_\Lambda = 0.68$, $H_0 = 67$ km s $^{-1}$ Mpc $^{-1}$ ([Planck Collaboration et al. 2018](#)).

Subhalo. We model the subhalo at infall as an equilibrium [Dehnen \(1993\)](#) profile with 10^8 particles, total mass $M = 10^8 M_\odot$ and scale radius $a = 0.5$ kpc using the method described in section 3.1. These structural parameters are chosen to be compatible with a progenitor of the ultra-faint Tucana III dwarf galaxy, as will be detailed in section 5. The model is placed on an orbit constrained from the radial velocity ([Simon et al. 2017](#)) and proper motion measurements ([Simon 2018](#)) of Tuc III. While recently the radial systemic velocity measurement has been refined ([Li et al. 2018](#)), the peri- and apocentre of our model, $r_{\text{peri}} \approx 2.5$ kpc and $r_{\text{apo}} \approx 42$ kpc, are roughly consistent with those tailored to match the stream ([Erkal et al. 2018](#)) and given the example nature of our numerical experiments an exact match of the orbit should not be of concern. We generate initial conditions by rewinding the orbit for 7 past pericentre passages. For our choice of host halo and subhalo structural parameters, this results in a tidally stripped subhalo at $z = 0$ with a velocity dispersion that is compatible with Tuc III (see section 5).

PM-code. The numerical integration of the subhalo evolution is carried out using the particle-mesh code `SUPERBOX` ([Fellhauer et al. 2000](#)). This code employs two grids co-moving with the subhalo of resolution $\Delta x = 2a/128$ and $20a/128$, centred on the density

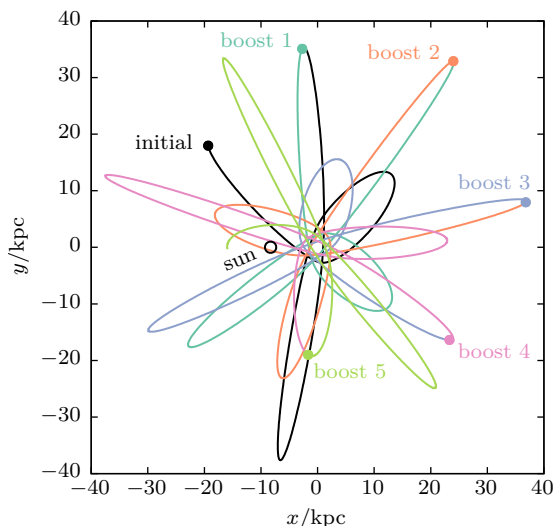


Figure 4. Projection of the subhalo orbit on the galactic plane, with orbital parameters chosen to approximate those of the Tucana III dwarf galaxy ($r_{\text{peri}} \approx 2.5$ kpc, $r_{\text{apo}} \approx 42$ kpc). We periodically reconstruct the central density cusp of the subhalo and adapt the resolution of the simulation to the subhalo structural parameters. These *boosts* are shown using different colours, with the corresponding first apocentre indicated by a filled circle. The current ($t = 0$) position of the sun (x_{\odot}, y_{\odot}) = $(-8.29$ kpc, 0) is marked by an open circle.

maximum, as well as a fixed grid of resolution $1 \text{ Mpc}/128$. We choose a time-step of $\Delta t = t_c(a)/400$. For the initial simulation run, this gives $\Delta x = 8$ pc and $\Delta t = 0.5$ Myrs. For convergence tests, we also run models with $N = 10^7$ at a resolution of $2a/256$ and $2a/128$.

4.2 Controlled simulation

We now aim to reconstruct the density cusp during the simulation. This reconstruction is based on the assumptions that (i) the DM density profile at apocentre can be approximated by an $\{\alpha, \beta, \gamma\}$ profile (see eq. 1), and (ii) the central slope of that profile equals $\gamma = -d \ln \rho / d \ln r = 1$. The cusp reconstruction (*boost*) then involves the following steps: (i) At apocentre, we fit an $\{\alpha, \beta, \gamma\}$ -profile to the bound particles of the subhalo, fixing $\alpha = 1$, $\gamma = 1$ and matching r_{max} and $M_{\text{max}} = M(< r_{\text{max}})$ of the simulated subhalo, where by r_{max} we denote the radius of maximum circular velocity. (ii) We then generate an equilibrium N -body realisation of $N = 10^7$ particles of the fitted density profile as described in section 3.1, and place it on the orbit of the simulated subhalo. (iii) The spatial resolution Δx of the particle-mesh code and time step Δt of the integration routine are re-scaled with the fitted r_{max} and mass M_{max} so that $\Delta x = 2r_{\text{max}}/128$ and $\Delta t = t_c(r_{\text{max}})/400$, i.e. we preserve the numerical resolution relative to properties of the evolved subhalo. We decide to reconstruct the cusp when the mass fraction within the innermost grid cell – assuming a cuspy profile – equals roughly 0.5 per cent of the total mass. We have chosen this mass scale after performing convergence tests to verify that at these scales the unresolved centre of the cusp does not alter the tidal evolution of the subhalo. For a simulation with initial spatial resolution of $\Delta x = 2r_{\text{max}}/128$, under the assumption of Dehnen (1993) density profiles (where $r_{\text{max}} = a$), this corresponds to a halo scale radius that has decreased by a factor of ~ 4 due to tidal stripping. For the simulated subhalo, this means re-constructing the density cusp approximately every three pericentre passages. Initial structural parameters of the cusp reconstructions are listed in Table 1.

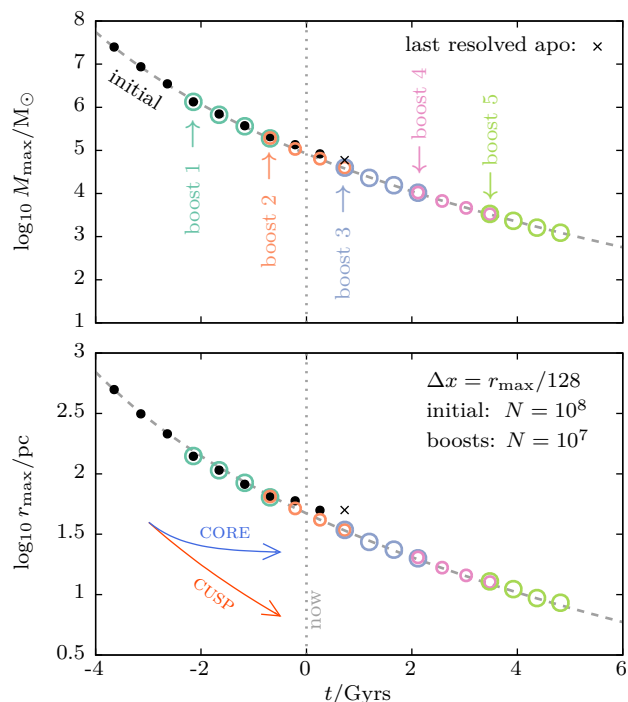


Figure 5. Evolution of $M_{\text{max}} = M(< r_{\text{max}})$ (top panel) and r_{max} (bottom panel) of a subhalo with initial total mass $M = 10^8 M_{\odot}$ and scale $a = 0.5$ kpc. Each point corresponds to an apocentre passage of the subhalo. Black filled circles mark the simulation with highest resolution, a cross indicates the last apocentre before (artificial) disruption. Coloured circles are simulation runs (*boosts*) where the density cusp is reconstructed as detailed in section 4.2: by reconstructing the density cusp, the subhalo does not disrupt, and can be traced over many orders of magnitude in mass loss. The evolution of r_{max} is highly sensitive to the spatial resolution of the simulation and *artificially* flattens off once the simulation fails to resolve the subhalo peak circular velocity. Tidal evolutionary tracks (Errani et al. 2018) for cuspy and cored subhaloes are shown as a reference. Dashed curves show fits of equation 6 to the mass evolution (top panel) and the predicted r_{max} evolution assuming power-law scaling $r_{\text{max}} \propto M_{\text{max}}^k$ (bottom panel).

Figure 3 illustrates the 3rd cusp reconstruction of our simulation, performed at the 10th apocentre, i.e. after 9 pericentre passages. The left-hand panel shows the mass per radial shell $dM/dr \propto r^2 \rho(r)$ as a function of radius r . The fitted $\{\alpha, \beta, \gamma\}$ -profile matches the evolved N -body model well at the radii where most particles are located, i.e. around the radius r_{-2} where $d \ln \rho / d \ln r|_{r_{-2}} = -2$ and the $r^2 \rho(r)$ curve peaks. For $r < \Delta x$, the fitted profile re-constructs the density cusp. At apocentre, the subhalo is surrounded by *extra-tidal* material with energies close to zero as a result of past pericentre passages (e.g. Peñarrubia et al. 2009). For the evolved N -body model in Figure 3, this extra-tidal material is visible for radii larger than a few scale radii. The extra-tidal material is not in equilibrium with the subhalo. To compare the differential energy distribution $n(E)$ and D_E of our reconstruction to the evolved N -body model, we allow the evolved N -body model to relax in isolation for 4 dynamical times. Both the differential energy distribution $n(E)$ and D_E of this relaxed model are well matched by the reconstruction except for energies close to zero. Our convergence tests however show that the tidal evolution is insensitive to a precise match at these energies, or similarly, to a precise match of the subhalo outer profile.

The orbit of the simulated subhalo is shown in Figure 4, and

the apocentres where we reconstruct the density cusp, adapt spatial resolution Δx and time step Δt to the evolved structural parameters and re-start the simulation (*boosts*) are marked by filled points. Figure 5 shows the tidal evolution of $M_{\max} = M(< r_{\max})$ and r_{\max} of the subhalo, measured at subsequent apocentres: by periodically reconstructing the density cusp, we can follow the tidal evolution of the subhalo for arbitrarily large fractions of tidally stripped mass. We choose to show $\{M_{\max}, r_{\max}\}$ instead of $\{M, a\}$ as the former can be computed directly from the N -body data without further assumptions about the DM profile shape. The *boosts* (with $N = 10^7$) follow closely the evolution of the highest-resolving simulation (with $N = 10^8$) for those apocentre snapshots where r_{\max} is smaller than the spatial resolution Δx of the simulation.

The mass evolution is well fitted using the model of van den Bosch et al. (2005) who postulate an orbit-averaged mass loss rate of $dM/dt = -M\psi^\zeta/\tau$, where M denotes the subhalo mass, $\psi = M/M_{\text{host}}$ and ζ is a constant. In the following, we will use M_{\max} as a proxy for subhalo mass, and the host halo scale mass as measure for M_{host} . As our numerical experiment covers only a narrow range of redshifts, we will assume in the following a static host mass: during the simulated redshift interval of $\Delta z \approx 0.6$ between the first and the last snapshot shown in Figure 5, the host halo scale mass increases by a factor $\exp(2a_g\Delta z)$ (see section 4.1), i.e. by less than 30 per cent, whereas the subhalo mass decreases by more than four orders of magnitude. Integration yields

$$M_{\max}(t) = \begin{cases} M_{\max,0} \exp(-t/\tau) & \text{if } \zeta = 0 \\ M_{\max,0} \left[1 + \zeta \psi_0^\zeta (t/\tau) \right]^{-1/\zeta} & \text{if } \zeta \neq 0 \end{cases}, \quad (6)$$

where $M_{\max,0} = M_{\max}(t=0)$ and $\psi_0 = M_{\max,0}/M_{\text{host}}$. A fit of equation 6 to the simulated data with $M_{\text{host}} = M_s = 1.53 \times 10^{11} M_\odot$ (see section 4.1) results in a characteristic time $\tau = (160 \pm 5)$ Myrs (i.e. $\tau/T_{\text{orb}} \approx 0.34$), a power-law index for the dependence on host mass of $\zeta = 0.118 \pm 0.002$, and $M_{\max,0} = (8.4 \pm 0.1) \times 10^4 M_\odot$. The fit is shown using a dashed line in the top panel of Figure 5. Note that this fit serves to parametrize the mass loss of a specific subhalo, whereas average mass loss rates for the entire population of subhaloes of a given merger are generally lower (Giocoli et al. 2008; Jiang & van den Bosch 2016).

The slight departure of the mass-evolution from an exponential ($\zeta \neq 0$) may be tied to the non-self similar evolution of the subhalo, i.e. the steepening of the outer slope β of the density profile during tidal evolution. The rate dM_{\max}/dt of tidal stripping is largest when the subhalo model is first injected in the host potential. We generate equilibrium realisations of N -body models in isolation, and in the case of the Dehnen (1993) profile with $\{\alpha, \beta, \gamma\} = \{1, 4, 1\}$, the differential energy distribution is a monotonously increasing function for $E \rightarrow 0$ (see central panel of Figure 2), i.e. there is a large fraction of particles at low binding energies. Those N -body particles at low binding energies are stripped once the subhalo is injected. With the steepening of the outer slope β during tidal stripping ($\beta = 4$ at infall, $\beta = 7$ after 9 pericentre passages), a smaller mass fraction of the subhalo is associated to low binding energies: for the $\{1, 7, 1\}$ profile, $n(E) \rightarrow 0$ for $E \rightarrow 0$ (central panel of Figure 3), and the subhalo becomes more resilient to tides. This observation may be inverted: as self-bound (sub)haloes in an external potential cannot have particles with energies arbitrarily close to zero, assuming profiles with isotropic velocity dispersion, their density must decrease more rapidly than $O(r^{-4})$.

The radius r_{\max} of maximum circular velocity decreases during tidal stripping, as shown in the bottom panel of Figure 5. Once

Table 1. Initial structural parameters of DM subhaloes and stellar populations used in the simulation runs (see sections 4.2 and 5). Simulations are started at time t , where times $t > 0$ lie in the future. The table lists the enclosed mass M_{\max} within the radius of maximum circular velocity r_{\max} and outer slope β for $\{\alpha, \beta, \gamma\} = \{1, \beta, 1\}$ DM profiles, as well as luminosity L , half-light radius R_h and dynamical mass-to-light ratio $\langle M/L \rangle$ (averaged within R_h) for the embedded stellar Plummer spheres.

	t Gyrs	M_{\max} M_\odot	r_{\max} pc	β	L L_\odot	R_h pc	$\langle M/L \rangle$ M_\odot/L_\odot
initial	-3.6	2.5×10^7	500	4.0	3100	35	270
boost 1	-2.1	1.3×10^6	140	5.5	2600	44	220
boost 2	-0.7	1.9×10^5	64	6.0	1400	50	200
boost 3	0.7	4.0×10^4	34	7.0	230	41	410
boost 4	2.1	1.0×10^4	20	7.5	18	29	1600
boost 5	3.5	3.2×10^3	12	8.0	1.2	20	8200

r_{\max} is of the same order as the resolution Δx , the evolution of r_{\max} flattens off, i.e. $dr_{\max}/dt \rightarrow 0$. This behaviour is symptomatic of the formation of the artificial density core as it resembles that of cored DM subhaloes in controlled simulations (Errani et al. 2018) – tidal evolutionary tracks for cuspy and cored systems are plotted with solid lines Figure 5, using the smooth mass evolution of equation 6.

Furthermore, we fit a power-law $r_{\max} \propto M_{\max}^\kappa$ to the subhalo mass-size evolution. The fitted slope $\kappa = 0.415 \pm 0.001$ is lower than the value found in Errani et al. (2018) from an average of re-simulations of the Aquarius A2 merger tree ($\kappa \approx 0.48$). This may be related to strong disc shocking of our subhalo model experienced due to the particularly low pericentre distance ($r_{\text{peri}} \approx 2.5$ kpc), potentially heating up the subhalo, affecting its mass-size evolution. The dashed line in the bottom panel of Figure 5 shows the size evolution as described through the power-law fit in combination with the mass evolution of equation 6.

In agreement with the cuspy model of section 2, the period $t_c(r_{\max})$ of a circular orbit with radius r_{\max} decreases during tidal stripping: assuming $r_{\max} \propto M_{\max}^\kappa$, for $dM_{\max}/dt < 0$, we find $dt_c(r_{\max})/dt < 0$ if $\kappa > 1/3$. This is satisfied by the fitted value of κ for the simulated cuspy subhalo. The subhalo therefore has increasing multiples of its dynamical time to relax and reach equilibrium between subsequent tidal interactions. In contrast, $\kappa \rightarrow 0$ for cored subhaloes as the r_{\max} evolution flattens off (Errani et al. 2018), and $t_c(r_{\max})$ increases during tidal stripping.

5 APPLICATION TO MILKY WAY DSPHS: TUCANA III

We now apply the method of reconstructing the density cusp to study the tidal evolution of dwarf galaxies embedded in cuspy DM subhaloes. This is of particular interest because of the recent discoveries of several faint, low-mass dwarf galaxies in the Milky Way (e.g. Drica-Wagner et al. 2015; Koposov et al. 2015; Torrealba et al. 2016), some of them showing tidal features. Motivated by the large dynamical mass-to-light ratios inferred for Milky Way dwarf galaxies (e.g. Walker et al. 2007), the following analysis is carried out under the assumption that stars are mass-less tracers of the underlying DM potential. This allows us to model the evolution of the stellar component using the DF-based method introduced by Bullock & Johnston (2005): If both the stellar and DM density distributions are spherical, assuming isotropic velocity dispersion profiles, their DFs can be written as functions of energy E . Then, in the notation of equation 5, the probability of an N -body particle

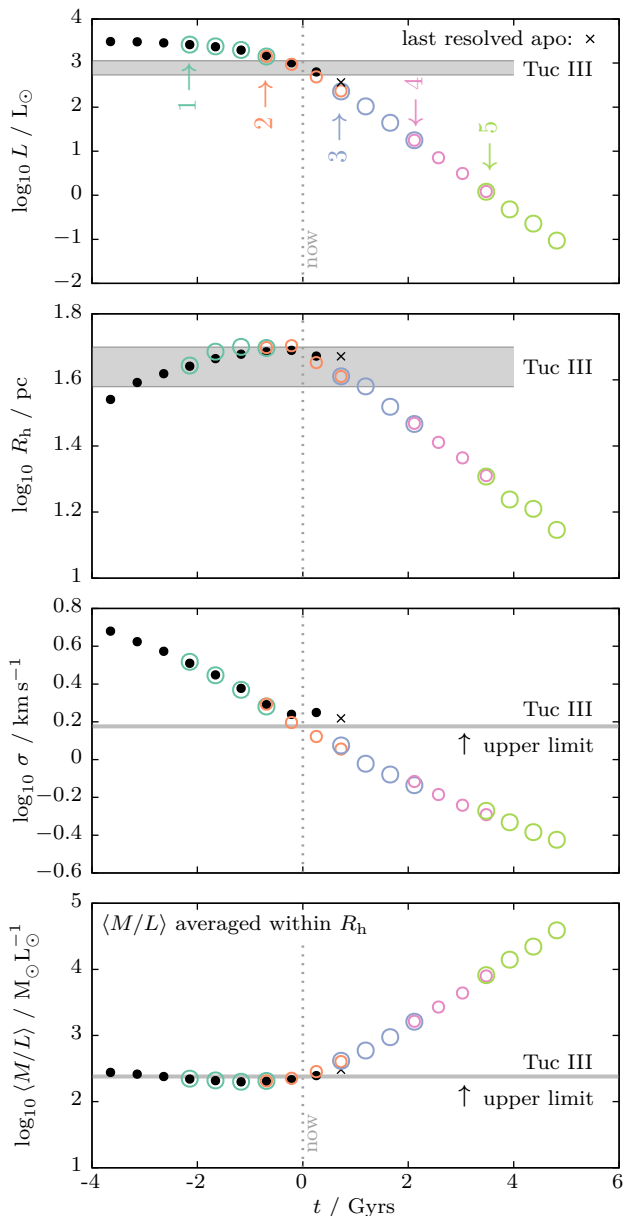


Figure 6. Evolution of luminosity L , half-light radius R_h , luminosity-averaged line-of-sight velocity dispersion σ and dynamical mass-to-light ratio $\langle M/L \rangle$ (averaged within R_h) of a dwarf spheroidal galaxy embedded in the cuspy DM subhalo with parameters as listed in section 4.1. The values of L , R_h and σ at $z = 0$ are chosen to approximate the observed properties of the Tucana III dwarf. By periodically reconstructing the density cusp of the underlying DM subhalo, we can follow the evolution of the embedded dwarf galaxy down to sub-solar luminosities: the dwarf galaxy is not disrupted by tides. Different colours correspond to cusp reconstruction *boosts* as in Figure 5.

with energy E to represent a star is proportional to

$$\mathcal{P}_\star(E) \propto \frac{n_\star(E)}{n(E)} = \frac{f_\star(E)}{f(E)}, \quad (7)$$

as the potential is sourced by DM only and therefore the density of states $p_\star(E) = p(E)$ cancels. We compute the probabilities $\mathcal{P}_\star(E)$ at infall, and re-compute them after each cusp reconstruction. Structural and kinematic properties of the stellar component can be inferred

from the DM distribution by applying the individual $\mathcal{P}_\star(E)$ as weights. A basic implementation of this method is made available online together with code to generate equilibrium N -body models, see section 3.1.

Luminosity and projected half-light radius of the stellar component are chosen so that the evolved model approximately matches the Tucana III dwarf galaxy at redshift $z = 0$: $L = 780^{+350}_{-240} L_\odot$, $R_h = (44 \pm 6)$ pc (Drlica-Wagner et al. 2015), with an upper limit on the line-of-sight velocity dispersion of $\sigma < 1.5 \text{ km s}^{-1}$ (Simon et al. 2017). Using the upper limit on σ , these authors find an upper limit on the mass enclosed within the half-light radius of $M(< R_h) < 9 \times 10^4 M_\odot$ and an upper limit on the dynamical mass-to-light ratio averaged within R_h of $\langle M/L \rangle = 2M(< R_h)/L < 2.4 \times 10^2 M_\odot L_\odot^{-1}$. We model the stellar density profile to closely resemble a Plummer sphere, i.e. $\{\alpha_\star, \beta_\star, \gamma_\star\} = \{2, 5, 0\}$ in the notation of equation 1. Note that a strictly cored ($\gamma_\star = 0$) stellar tracer profile cannot be embedded self-consistently in equilibrium in a cuspy ($\gamma = 1$) DM halo: Eddington inversion for such tracer - potential pairs results in DFS that do not satisfy $f(E) \geq 0$ for all energies E . In Appendix A we compute the minimum central slope $\gamma_{\star, \min}$ of a collisionless stellar tracer embedded in a cuspy DM halo. Interestingly, the minimum slope $\gamma_{\star, \min}$ increases with the ratio between stellar and DM scale radius. As tidal stripping tends to increase this ratio, assuming that the stellar tracer remains spherical and isotropic, a consequence of tidal evolution is the formation of a shallow density cusp in the stellar tracer profile.

At each reconstruction of the DM density cusp, we fit a Plummer profile (allowing for a shallow density cusp, $\gamma_\star \lesssim 0.1$) to the stellar component and calculate the stellar probabilities $\mathcal{P}_\star(E)$ to match the fitted profile. Structural parameters for the embedded stellar profiles are listed in Table 1. Figure 6 shows the evolution of the stellar component for the same apocentre snapshots of the DM subhalo in Figure 5, distinguishing cusp reconstruction *boosts* using different colours. While initially the dwarf galaxy loses predominantly DM and its luminosity L decreases only marginally, once the stellar half-light radius R_h is of the same order as the subhalo r_{\max} , stars get stripped efficiently. This is consistent with the findings of previous studies on the evolution of cored stellar tracers embedded in cuspy DM subhaloes using controlled simulations with non-adaptive resolution (e.g. Peñarrubia et al. 2008; Errani et al. 2015).

Grey shaded stripes in Figure 6 indicate the measured luminosity L and half-light radius R_h of the Tucana III dwarf respectively, whereas a grey solid line marks the upper limit on the measured velocity dispersion σ and dynamical mass-to-light ratio $\langle M/L \rangle$. Our N -body model is consistent with these observables at $z = 0$. Note that the dynamical mass-to-light ratio $\langle M/L \rangle$ increases during tidal evolution, reaching values as extreme as $\sim 10^4$: our assumption of stars being collisionless tracers of the underlying potential therefore holds for the modelled evolution of Tuc III. We follow the tidal evolution of the Tucana III model down to sub-solar luminosities and a luminosity-averaged line-of-sight velocity dispersion of $\sigma = \langle \sigma_{\text{los}}^2 \rangle^{1/2} < 0.5 \text{ km s}^{-1}$. Similar to the evolution of the underlying DM subhalo, the embedded dwarf galaxy is not disrupted by tides. Abundance and detectability of such highly stripped dwarf galaxies will be discussed in the following section.

6 SUMMARY AND DISCUSSION

In the present work, we argue that cold dark matter subhaloes with centrally-divergent density cusps cannot be disrupted by smooth tidal forces. There are two driving causes for the tidal survival of

subhaloes: (i) For circular orbits within cuspy subhaloes, the orbital period $t_c(r) \rightarrow 0$ for $r \rightarrow 0$. As a consequence there is a fraction of particles within the subhalo that reacts adiabatically to perturbations by tides. Using empirical formulae for the tidal evolution of structural parameters of subhaloes obtained from controlled simulations, we show that the fraction of particles that react adiabatically increases during tidal evolution in cuspy haloes. (ii) Furthermore with $t_c(r)$ decreasing during tidal evolution, the subhalo has increasing multiples of its dynamical time to relax and reach equilibrium between subsequent tidal interactions. On the other hand, for subhaloes with constant-density cores, $t_c(r) \rightarrow \text{const} > 0$ for $r \rightarrow 0$. Tidal evolution decreases the fraction of particles that react adiabatically to tidal perturbations in cored haloes, and with dynamical times increasing during tidal evolution, it becomes increasingly difficult for cored subhaloes to relax and reach equilibrium between subsequent tidal interactions. This facilitates the tidal disruption of cored subhaloes.

Using controlled simulations, in the spirit of [van den Bosch et al. \(2018\)](#), we show how insufficient numerical resolution causes the *artificial* formation of constant-density cores in numerical simulations of initially cuspy subhaloes. Under the assumption that tides don't alter the central slope $\gamma = -d \ln \rho / d \ln r = 1$ of cuspy subhaloes (e.g. [Hayashi et al. 2003](#); [Peñarrubia et al. 2010](#)), we perform a numerical experiment where we periodically reconstruct the density cusp of a subhalo evolving in a Milky Way-like potential. This prevents the artificial disruption of the subhalo and allows us to follow its evolution for arbitrarily large fractions of tidally stripped mass. We furthermore study the evolution of dwarf galaxies embedded in cuspy DM haloes under the assumption that stars are collisionless tracers of the underlying potential. Using a model of the Tucana III dwarf as an example, we show that dwarf galaxies embedded in cuspy haloes can be stripped to sub-solar luminosity by tides.

6.1 Limitations of the model

Several aspects of our numerical experiments call for caution when drawing quantitative conclusions about the physical universe, though none of these limitations effect our main conclusion of the tidal survival of cuspy DM subhaloes. (i) We modelled DM subhaloes as N -body realisation with isotropic velocity dispersion profiles. Cosmological simulations indicate that the central regions of DM haloes do have isotropic velocity dispersions ([Navarro et al. 2010](#); [Klypin et al. 2016](#)), and we have verified that our tidally stripped models maintain an isotropic core. (ii) When reconstructing the density cusp, we neglect the effect of extra-tidal material on the subsequent evolution of the subhalo. While extra tidal material has an effect of dynamical friction on the subhalo ([van den Bosch & Ogiya 2018](#)), we find that extra tidal material does not alter the tidal evolution of the subhalo: reconstructions tailored to match the subhalo potential sourced by bound particles evolve in agreement with the original model. (iii) Our subhalo models are strictly collisionless. The importance of collisionality depends on the number of particles that make up the subhalo, and therefore on the mass of the smallest DM clumps, which may range from earth mass for neutralinos (e.g. [Diemand et al. 2005](#)) to the order of (multiple) solar masses for primordial black holes (e.g. [Bird et al. 2016](#)). (iv) We furthermore model stars as massless tracers of the underlying potential. This assumption is well motivated by the large dynamical mass-to-light ratios of our models, $10^2 \lesssim \langle M/L \rangle / (M_\odot/L_\odot) \lesssim 10^4$ (averaged within the half-light radius, see Figure 6). Baryons embedded in DM haloes may also alter the DM halo profile through feedback (e.g. [Pontzen & Governato 2012](#)), causing density cores which can

be tidally disrupted – though DM cusps may reform after baryonic feedback eases ([Laporte & Peñarrubia 2015](#)). (v) We only considered the effect of smooth tidal fields. Substructures present in the host halo, e.g. other DM subhaloes, giant molecular clouds and stars, may significantly heat up a subhalo and increase the rate of tidal stripping ([Peñarrubia 2019](#); [Stref et al. in prep.](#)), although adiabatic response in inner regions may prevent full disruption (e.g. [Weinberg 1994](#)).

6.2 Detectability of stripped subhaloes and dwarf remnants

The survival of low-mass DM subhaloes has implications for potential detection through annihilation signals (e.g. [Lavalle et al. 2007](#); [Stref et al. 2019](#)), strong gravitational lensing (e.g. [Vegetti & Koopmans 2009](#); [Despali & Vegetti 2017](#)), pulsar-timing arrays ([Kashiyama & Oguri 2018](#); [Dror et al. 2019](#)), the number of gaps to be expected in stellar tidal streams (e.g. [Ibata et al. 2002](#); [Erkal & Belokurov 2015](#)), and the stochastic tidal heating of gravitating substructures ([Peñarrubia 2019](#)).

A detailed estimate of the abundance of subhaloes stripped to sub-kpc scale lies beyond the reach of the numerical experiments discussed in the present work. However it is possible to estimate the abundance of potential progenitors to micro-galaxies with sub-solar luminosities from the re-simulations of the Aquarius A2 merger tree introduced in [Errani et al. \(2017\)](#). Those re-simulations follow the tidal evolution of the $\sim 10^3$ cuspy subhaloes which at the peak of their mass evolution reached a mass $M \geq 10^8 M_\odot$, sufficiently massive to allow star formation ([Gnedin 2000](#)). In presence of a galactic disc, at redshift $z = 0$, of the order of ~ 200 subhaloes were stripped to masses below the resolution limit of the re-simulation $M \lesssim 5 \times 10^5 M_\odot$. In light of the results of this paper, these subhaloes may host bound visible remnants, and may therefore constitute progenitors to micro-galaxies.

How can dwarf galaxy remnants be distinguished from other clusters of stars? The tidal evolution of our model of the Tucana III dwarf galaxy results in a co-moving group of stars of sub-solar total luminosity, embedded in a cuspy DM halo. Its structural properties evolve away from those of classical dwarf galaxies and globular clusters (see Figure 7). Neglecting effects of mass segregation, dwarf galaxy remnants with sub-solar luminosity will have been stripped of all their more massive (i.e. less numerous) stars, with most stars populating the low-luminosity tail of the main sequence. A PARSEC isochrone ([Bressan et al. 2012](#)) for a metallicity of $[\text{Fe}/\text{H}] = -2.4$ dex and an age of 10.9 Gyrs ([Drlica-Wagner et al. 2015](#); [Simon et al. 2017](#)), approximating the stellar population of the Tuc III, is shown in Figure 8. The relative abundance of stars is colour-coded, highlighting that 90 per cent of stars are located below the main-sequence turnoff. At a mean luminosity per star of $\langle L_\star \rangle / L_\odot \approx 0.25$, co-moving groups of total sub-solar luminosity may contain only a handful of stars.

Recently, [Kamdar et al. \(2019\)](#) have shown using simulations that (pairs of) stars with separations of $\Delta r < 20$ pc and $\Delta v < 1.5$ km s $^{-1}$ are likely to have formed together, and identified 111 co-moving pairs using *Gaia* data. They conclude that co-moving stars originate preferentially from star clusters younger than 1 Gyr – such co-moving pairs should therefore have notably higher metallicities than dwarf galaxy remnants. With large dynamical mass-to-light ratios of $10^3 \sim 10^4 M_\odot/L_\odot$ predicted for dwarf galaxy remnants, accurate kinematics for such systems would allow to constrain the presence of a DM subhalo surrounding a co-moving group of stars. Given the predicted low velocity dispersions $\sigma \lesssim 1$ km s $^{-1}$, below the dispersion background caused by binaries ([McConnachie & Côté 2010](#)), accurate velocity dispersions measurements may prove to be technically challenging. Seminal work by [Koposov et al. \(2011\)](#)

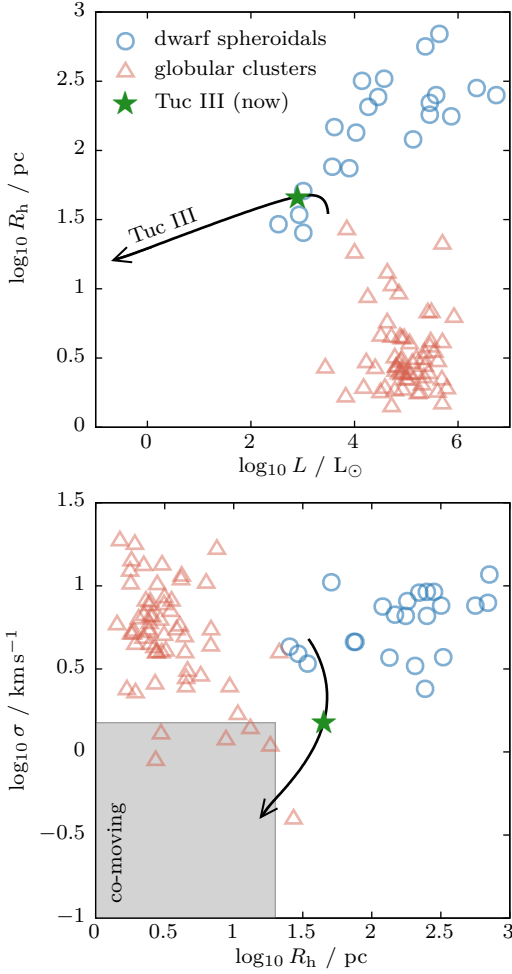


Figure 7. Evolution of the Tuc III model compared to luminosities L , half-light radii R_h and velocity dispersions σ of a sample of Milky Way dwarf galaxies (from [McConnachie 2012](#) with the additions as listed in [Errani et al. 2018](#), table 2) and globular clusters (from [Harris 1996](#), 2010 revision). An evolved dwarf remnant would appear as a co-moving group of stars with a half-light radius compatible with those of globular clusters but much lower luminosity and velocity dispersion. The grey shaded area in the bottom panel marks the range of stellar separations and dispersions of co-moving stellar pairs that are likely to have formed together ([Kamdar et al. 2019](#)).

however has demonstrated that accurate stellar kinematics can also be obtained for dwarf galaxies with velocity dispersions of the order of km s^{-1} by repeated measurements of single-star velocities, reducing single-star velocity errors to values as low as 0.2 km s^{-1} . Furthermore on a statistical basis, the search for extended ($\sim 10^1 \text{ pc}$) co-moving groups of stars with low metallicity and low velocity dispersion in the Milky Way halo may constitute a promising way to test the existence of *micro-galaxies* predicted by CDM.

Acknowledgements

The authors would like to thank Jose Oñorbe, Michael Petersen and Frank van den Bosch for comments and discussions. RE acknowledges support through the Scottish University Physics Alliance.

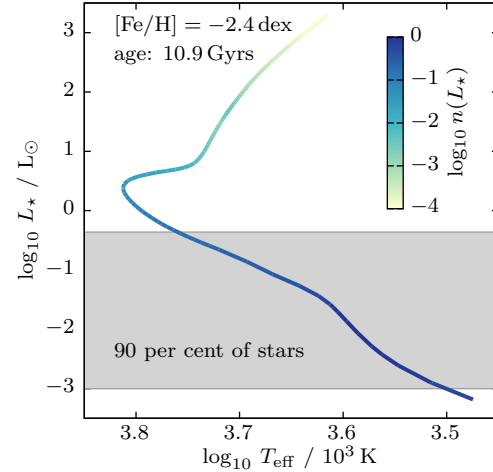


Figure 8. PARSEC isochrone ([Bressan et al. 2012](#)) for a metallicity of $[\text{Fe}/\text{H}] = -2.4 \text{ dex}$ and an age of 10.9 Gyrs, approximating the stellar population of the Tucana III dwarf ([Drlica-Wagner et al. 2015](#); [Simon et al. 2017](#)). The relative abundance $n(L_*)$ of stars with luminosity L_* is colour-coded, highlighting that 90 per cent of stars are located below the main-sequence turnoff.

References

- Amorisco N. C., Agnello A., Evans N. W., 2013, *MNRAS*, **429**, L89
- Binney J., Tremaine S., 1987, Galactic dynamics
- Bird S., Cholis I., Muñoz J. B., Ali-Haïmoud Y., Kamionkowski M., Kovetz E. D., Raccanelli A., Riess A. G., 2016, *Phys. Rev. Lett.*, **116**, 201301
- Bressan A., Marigo P., Girardi L., Salasnich B., Dal Cero C., Rubele S., Nanni A., 2012, *MNRAS*, **427**, 127
- Buist H. J. T., Helmi A., 2014, *A&A*, **563**, A110
- Bullock J. S., Johnston K. V., 2005, *ApJ*, **635**, 931
- Chan T. K., Kereš D., Oñorbe J., Hopkins P. F., Muratov A. L., Faucher-Giguère C.-A., Quataert E., 2015, *MNRAS*, **454**, 2981
- Dehnen W., 1993, *MNRAS*, **265**, 250
- Despali G., Vegetti S., 2017, *MNRAS*, **469**, 1997
- Diemand J., Moore B., Stadel J., 2005, *Nature*, **433**, 389
- Diemand J., Kuhlen M., Madau P., Zemp M., Moore B., Potter D., Stadel J., 2008, *Nature*, **454**, 735
- Drlica-Wagner A., et al., 2015, *ApJ*, **813**, 109
- Dror J. A., Ramani H., Trickle T., Zurek K. M., 2019, preprint, ([arXiv:1901.04490](#))
- Erkal D., Belokurov V., 2015, *MNRAS*, **450**, 1136
- Erkal D., et al., 2018, *MNRAS*, **481**, 3148
- Errani R., Peñarrubia J., Tormen G., 2015, *MNRAS*, **449**, L46
- Errani R., Peñarrubia J., Laporte C. F. P., Gómez F. A., 2017, *MNRAS*, **465**, L59
- Errani R., Peñarrubia J., Walker M. G., 2018, *MNRAS*, **481**, 5073
- Fellhauer M., Kroupa P., Baumgardt H., Bien R., Boily C. M., Spuzem R., Wassmer N., 2000, *NA*, **5**, 305
- Giocoli C., Tormen G., van den Bosch F. C., 2008, *MNRAS*, **386**, 2135
- Gnedin N. Y., 2000, *ApJ*, **542**, 535
- Goerdt T., Gnedin O. Y., Moore B., Diemand J., Stadel J., 2007, *MNRAS*, **375**, 191
- Griffen B. F., Ji A. P., Dooley G. A., Gómez F. A., Vogelsberger M., O’Shea B. W., Frebel A., 2016, *ApJ*, **818**, 10
- Harris W. E., 1996, *AJ*, **112**, 1487
- Hayashi E., Navarro J. F., Taylor J. E., Stadel J., Quinn T., 2003, *ApJ*, **584**, 541
- Hernquist L., 1990, *ApJ*, **356**, 359
- Ibata R. A., Lewis G. F., Irwin M. J., Quinn T., 2002, *MNRAS*, **332**, 915
- Jiang F., van den Bosch F. C., 2016, *MNRAS*, **458**, 2848
- Kamdar H., Conroy C., Ting Y.-S., Bonaca A., Smith M., Brown A. G. A.,

- 2019, preprint, ([arXiv:1904.02159](https://arxiv.org/abs/1904.02159))
- Kashiyama K., Oguri M., 2018, preprint, ([arXiv:1801.07847](https://arxiv.org/abs/1801.07847))
- Kazantzidis S., Mayer L., Mastroiandro C., Diemand J., Stadel J., Moore B., 2004, *ApJ*, **608**, 663
- Klypin A., Gottlöber S., Kravtsov A. V., Khokhlov A. M., 1999, *ApJ*, **516**, 530
- Klypin A., Yepes G., Gottlöber S., Prada F., Heß S., 2016, *MNRAS*, **457**, 4340
- Koposov S. E., et al., 2011, *ApJ*, **736**, 146
- Koposov S. E., Belokurov V., Torrealba G., Evans N. W., 2015, *ApJ*, **805**, 130
- Laporte C. F. P., Peñarrubia J., 2015, *MNRAS*, **449**, L90
- Lavalle J., Pochon J., Salati P., Taillet R., 2007, *A&A*, **462**, 827
- Li T. S., et al., 2018, *ApJ*, **866**, 22
- Lovell M. R., Frenk C. S., Eke V. R., Jenkins A., Gao L., Theuns T., 2014, *MNRAS*, **439**, 300
- Ludlow A. D., et al., 2013, *MNRAS*, **432**, 1103
- McConnachie A. W., 2012, *AJ*, **144**, 4
- McConnachie A. W., Côté P., 2010, *ApJ*, **722**, L209
- McMillan P. J., 2011, *MNRAS*, **414**, 2446
- Miyamoto M., Nagai R., 1975, *PASJ*, **27**, 533
- Moore B., Governato F., Quinn T., Stadel J., Lake G., 1998, *ApJ*, **499**, L5
- Navarro J. F., Eke V. R., Frenk C. S., 1996, *MNRAS*, **283**, L72
- Navarro J. F., Frenk C. S., White S. D. M., 1997, *ApJ*, **490**, 493
- Navarro J. F., et al., 2010, *MNRAS*, **402**, 21
- Peñarrubia J., 2019, *MNRAS*, **484**, 5409
- Peñarrubia J., Navarro J. F., McConnachie A. W., 2008, *ApJ*, **673**, 226
- Peñarrubia J., Navarro J. F., McConnachie A. W., Martin N. F., 2009, *ApJ*, **698**, 222
- Peñarrubia J., Benson A. J., Walker M. G., Gilmore G., McConnachie A. W., Mayer L., 2010, *MNRAS*, **406**, 1290
- Planck Collaboration et al., 2018, preprint, ([arXiv:1807.06209](https://arxiv.org/abs/1807.06209))
- Pontzen A., Governato F., 2012, *MNRAS*, **421**, 3464
- Read J. I., Agertz O., Collins M. L. M., 2016, *MNRAS*, **459**, 2573
- Richardson T., Fairbairn M., 2014, *MNRAS*, **441**, 1584
- Schaye J., et al., 2015, *MNRAS*, **446**, 521
- Shipp N., et al., 2018, *ApJ*, **862**, 114
- Simon J. D., 2018, *ApJ*, **863**, 89
- Simon J. D., et al., 2017, *ApJ*, **838**, 11
- Spitzer L., 1987, Dynamical evolution of globular clusters
- Springel V., et al., 2008, *MNRAS*, **391**, 1685
- Stef M., Lacroix T., Lavalle J., 2019, preprint, ([arXiv:1905.02008](https://arxiv.org/abs/1905.02008))
- Tormen G., Bouchet F. R., White S. D. M., 1997, *MNRAS*, **286**, 865
- Torrealba G., Koposov S. E., Belokurov V., Irwin M., 2016, *MNRAS*, **459**, 2370
- Tremaine S., Gunn J. E., 1979, *Physical Review Letters*, **42**, 407
- Vegetti S., Koopmans L. V. E., 2009, *MNRAS*, **400**, 1583
- Vogelsberger M., Zavala J., Loeb A., 2012, *MNRAS*, **423**, 3740
- Walker M. G., Peñarrubia J., 2011, *ApJ*, **742**, 20
- Walker M. G., Mateo M., Olszewski E. W., Gnedin O. Y., Wang X., Sen B., Woodroffe M., 2007, *ApJ*, **667**, L53
- Weinberg M. D., 1994, *AJ*, **108**, 1398
- van den Bosch F. C., Ogiya G., 2018, *MNRAS*, **475**, 4066
- van den Bosch F. C., Tormen G., Giocoli C., 2005, *MNRAS*, **359**, 1029
- van den Bosch F. C., Ogiya G., Hahn O., Burkert A., 2018, *MNRAS*, **474**, 3043

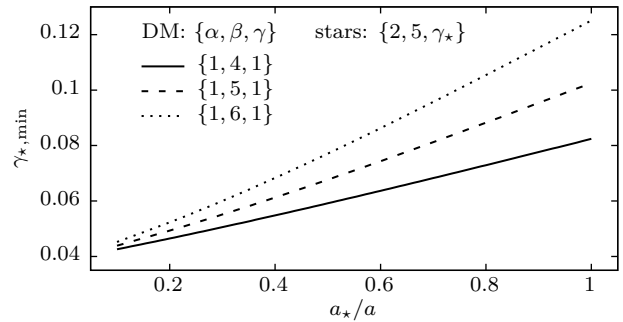


Figure A1. Minimum value $\gamma_{\star,\min}$ of the central slope $\gamma_{\star} = -d \ln \rho_{\star} / d \ln r$, $r \rightarrow 0$ for collisionless stellar tracers with $\{\alpha_{\star}, \beta_{\star}, \gamma_{\star}\} = \{2, 5, \gamma_{\star}\}$ profile embedded in equilibrium in cuspy $\{\alpha, \beta, \gamma\}$ DM haloes. The minimum slope is shown as a function of *stellar segregation*, expressed as the ratio of stellar scale radius a_{\star} and dark matter scale radius a (in the notation of equation 1). For slopes shallower than $\gamma_{\star,\min}$, the distribution function for systems with isotropic velocity dispersion does not satisfy $f(E) \geq 0$ for all energies E .

APPENDIX A: DENSITY CUSPS OF STELLAR TRACERS EMBEDDED IN CUSPY DARK MATTER HALOES

In the present paper, we treat stars as collisionless tracers of the underlying dark matter potential. We consider potentials sourced by spherical cuspy density distributions, i.e. distributions for which $\gamma = -d \ln \rho / d \ln r > 0$ for $r \rightarrow 0$. We focus on the particular case of $\gamma = 1$, motivated by the Navarro et al. (1996) density distribution for dark matter haloes. Stellar density distributions are frequently approximated by a Plummer profile, $\{\alpha_{\star}, \beta_{\star}, \gamma_{\star}\} = \{2, 5, 0\}$ in the notation of equation 1. This is a cored density profile as $d \ln \rho / d \ln r \rightarrow 0$ for $r \rightarrow 0$. For systems with isotropic velocity dispersion, the distribution function $f(E)$ of such a (cored) stellar tracer embedded in a (cuspy) dark matter profile does not satisfy $f(E) \geq 0$ for all energies E : a cored stellar tracer embedded in cuspy dark matter profile cannot be realized as an equilibrium configuration. Allowing for a shallow density cusp γ_{\star} in the tracer distribution alleviates this problem.

What is the minimum central slope γ_{\star} of a stellar tracer embedded in a cuspy dark matter halo? We address this question for spherical tracer distributions with isotropic velocity dispersion. In particular, we compute the minimum central slope γ_{\star} of a stellar tracer with $\{\alpha_{\star}, \beta_{\star}, \gamma_{\star}\} = \{2, 5, \gamma_{\star}\}$ density profile embedded in a dark matter halo with $\{\alpha, \beta, \gamma\} = \{1, \beta, 1\}$ density profile for different outer slopes β . For this purpose, we use Eddington inversion to calculate the distribution function $f(E)$ corresponding to a given tracer and dark matter density profile (see section 3.1). Physical distribution functions satisfy $f(E) \geq 0$ for all energies E .

Figure A1 shows the minimum central slope γ_{\star} necessary to satisfy $f(E) \geq 0$ for all E of a stellar tracer embedded in a cuspy dark matter halo for different choices of the outer slope $\beta = (4, 5, 6)$. The minimum central stellar slope γ_{\star} is plotted as a function of segregation a_{\star}/a , parametrising how deeply embedded the stellar tracer distribution is within the dark matter halo, expressed as the ratio of tracer scale radius a_{\star} and dark matter scale radius a . As a point of reference, note that the projected half-light radius R_{h} of a Plummer profile is equal to the profile scale radius a_{\star} . The minimum slope γ_{\star} increases with the ratio a_{\star}/a between stellar and dark matter scale radius. As tidal stripping tends to increase this ratio (see Table 1), assuming that the stellar tracer remains spherical and isotropic, a consequence of tidal evolution is the formation of a shallow density cusp in the stellar tracer profile.

This paper has been typeset from a \LaTeX file prepared by the author.