

β -PACKING SETS IN GRAPHS

BENJAMIN M. CASE, EVAN M. HAITHCOCK, AND RENU C. LASKAR

ABSTRACT. A set $S \subseteq V$ is α -dominating if for all $v \in V - S$, $|N(v) \cap S| \geq \alpha|N(v)|$. The α -domination number of G equals the minimum cardinality of an α -dominating set S in G . Since being introduced by Dunbar, et al. in 2000, α -domination has been studied for various graphs and a variety of bounds have been developed. In this paper, we propose a new parameter derived by flipping the inequality in the definition of α -domination. We say a set $S \subseteq V$ is a β -packing set of a graph G if S is a proper, maximal set having the property that for all vertices $v \in V - S$, $|N(v) \cap S| \leq \beta|N(v)|$ for some $0 < \beta \leq 1$. The β -packing number of G (β -pack(G)) equals the maximum cardinality of a β -packing set in G . In this research, we determine β -pack(G) for several classes of graphs, and we explore some properties of β -packing sets.

Keywords: β -packing, α -domination, graph theory, graph parameters

1. INTRODUCTION

Let $G = (V, E)$ be a graph with vertex set $V = \{v_1, v_2, \dots, v_n\}$ and order $n = |V|$. The *open neighborhood* of a vertex v is the set $N(v) := \{u \mid uv \in E\}$ of vertices u that are adjacent to v ; the *closed neighborhood* of v , $N[v] := N(v) \cup \{v\}$.

A set $S \subseteq V$ is α -dominating if for all $v \in V - S$, $|N(v) \cap S| \geq \alpha|N(v)|$. The α -domination number of G equals the minimum cardinality of an α -dominating set S in G . Since being introduced by Dunbar, Hoffman, Laskar, and Markus [4] in 2000, α -domination has been studied for various graphs and a variety of bounds have been developed, see [1, 8, 5, 7, 2]. In this paper, we present a new parameter that is motivated by flipping the inequality in α -domination, known as the β -packing set.

Date: May 31, 2019.

Benjamin M. Case was partially supported by the National Science Foundation under grants DMS-1403062 and DMS-1547399.

Definition 1.1. For a graph $G = (V, E)$, a set $S \subset V$ is a β -packing set of a graph G if S is a proper, maximal set having the property (which we call the β -packing property) that for all vertices $v \in V - S$,

$$|N(v) \cap S| \leq \beta |N(v)|$$

for some $0 < \beta \leq 1$. The β -packing number of G , $\beta\text{-pack}(G)$, equals the maximum cardinality of a β -packing set in G .

For example, we say that a set $S \subset V$ is a $1/2$ -beta packing set if $v \in V - S$, $\frac{|N(v) \cap S|}{|N(v)|} \leq 1/2$ and is maximal. The $1/2$ -beta packing number equals the maximum cardinality of a $1/2$ -beta packing set in G .

Example 1.2. In Figure 1 we show all of the $1/2$ -beta packing sets of the shown graph (up to symmetry). The β -packings sets are shown as the black filled vertices. Note that in each graph, no subset of $V - S$ can be added to S while preserving both the β -packing property and keeping the β -packing set a proper subset. The largest cardinality of these sets is 2, so $\frac{1}{2}\beta\text{-pack}(G) = 2$.

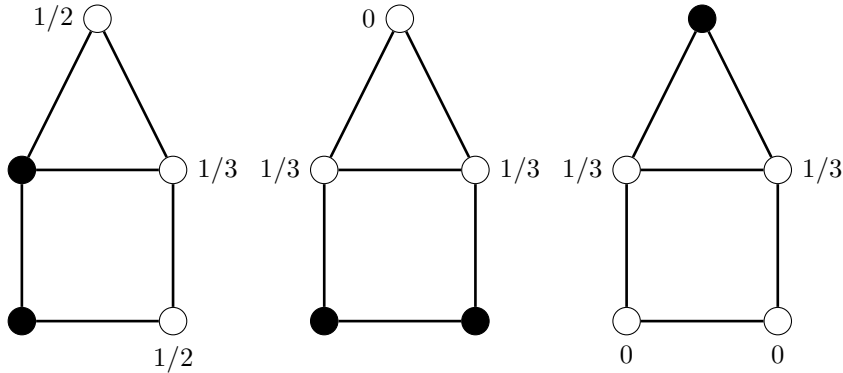


FIGURE 1. The $1/2$ -beta packing sets (up to symmetry), shown in black. $\frac{1}{2}\beta\text{-pack}(G) = 2$.

2. EXAMPLES AND β -PACKING SETS FOR CLASSES OF GRAPHS

To begin we will consider some examples of different classes of graphs and try to determine some patterns about the β -packing number. We start by looking at the $1/2$ -beta packing sets for paths and

then generalize these results to all paths and cycles. A $\frac{1}{2}\beta$ -packing for P_6 is shown in Figure 2.

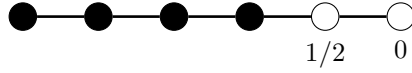


FIGURE 2. The $\frac{1}{2}\beta$ -packing set of a path, P_6 .

Proposition 2.1. *Given a path P_n of length $n \geq 2$, $\frac{1}{2}\beta$ -pack(P_n) = $n - 2$ and $V - S$ is connected.*

Proof. Consider a path of length n , $P_n = (V, E)$. If $V - S$ is not connected, S is not maximal, see Proposition 3.2 where we show this in general. Suppose $S \subset V$ and $\{v_i, v_{i+1}\} = V - S$ for some $i \in [1, n - 1]$. As S is proper, it suffices to show that the β -packing property is fulfilled and that S is maximal. To show the former, consider the following cases:

- If $\deg(v_i) = 1$, then $N(v_i) \cap S = \emptyset$ and

$$\frac{|N(v_i) \cap S|}{\deg(v_i)} = 0 \leq \frac{1}{2}.$$

- If $\deg(v_i) = 2$, then $N(v_i) \cap S = \{v_{i-1}\}$ and

$$\frac{|N(v_i) \cap S|}{\deg(v_i)} = \frac{1}{2} \leq \frac{1}{2}.$$

- If $\deg(v_{i+1}) = 1$ then $N(v_{i+1}) \cap S = \emptyset$ and

$$\frac{|N(v_i) \cap S|}{\deg(v_i)} = 0 \leq \frac{1}{2}.$$

- If $\deg(v_{i+1}) = 2$ then $N(v_{i+1}) \cap S = \{v_{i+2}\}$ and

$$\frac{|N(v_i) \cap S|}{\deg(v_i)} = \frac{1}{2} \leq \frac{1}{2}.$$

Thus the β -packing property holds in all cases. Now, we need to show that S is maximal. WLOG, suppose $V - S = \{v_i\}$. We will again consider cases:

- If $\deg(v_i) = 1$ then $N(v_i) \cap S = \{v_{i+1}\}$ and

$$\frac{|N(v_i) \cap S|}{\deg(v_i)} = 1 > \frac{1}{2}.$$

- If $\deg(v_i) = 2$ then $N(v_i) \cap S = \{v_{i-1}, v_{i+1}\}$

$$\frac{|N(v_i) \cap S|}{\deg(v_i)} = 1 > \frac{1}{2}.$$

□

The following three results cover all the possible values of β and show what the corresponding value of β -pack(P_n) is.

Proposition 2.2. For $\frac{1}{2} \leq \beta < 1$ and $n \geq 2$, β -pack(P_n) = $n - 2$ and $V - S$ is connected.

Proof. This follows the same proof as the $\frac{1}{2}$ - β -packing set. □

Proposition 2.3. For $0 < \beta < \frac{1}{2}$, β -pack(P_n) = 0.

Proof. For any $v_i \in V$, $\deg(v_i) = 1$ or 2. This implies $\frac{|N(v_i) \cap S|}{\deg(v_i)}$ is either 0, $\frac{1}{2}$ or 1. But $\frac{|N(v_i) \cap S|}{\deg(v_i)} \leq \beta < \frac{1}{2}$, which implies $S = \emptyset$. So, β -pack(P_n) = 0. □

Proposition 2.4. For $\beta = 1$, β -pack(P_n) = $n - 1$.

Proof. Letting $\beta = 1$ means that for any v_i , $\frac{|N(v_i) \cap S|}{\deg(v_i)} \leq \beta$. As S must be a proper subset, we have to leave one node out of S . Thus, β -pack(P_n) = $n - 1$. □

Corollary 2.5. Given a cycle C_n of size $n \geq 3$,

$$\beta\text{-pack}(P_n) = \begin{cases} 0 & 0 < \beta < \frac{1}{2} \\ n - 2 & \frac{1}{2} \leq \beta < 1 \\ n - 1 & \beta = 1 \end{cases}$$

and $V - S$ is connected.

Proof. Note that any path can be made into a cycle by adding an edge. Thus, the proof for a cycle is identical to that of a path except that we need only to consider the cases of degree 2. □

Next we will consider complete bipartite graphs and determine their β -packing numbers. An example of a β -packing set is shown in Figure 3 for $K_{4,5}$.

Proposition 2.6. Let $K_{m,n} = (V_m, V_n, E)$ be a complete bipartite graph. Then for $\beta < 1$, all β -packing sets $S \cup S'$ have the same size, where $S \subset V_m \subset V$, $S' \subset V_n \subset V$, with $|S| = \lfloor \beta \cdot m \rfloor$ and $|S'| = \lfloor \beta \cdot n \rfloor$. Thus, β -pack($K_{m,n}$) = $\lfloor \beta \cdot m \rfloor + \lfloor \beta \cdot n \rfloor$.

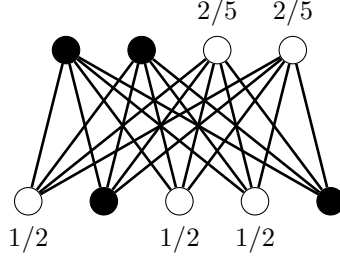


FIGURE 3. A possible $\frac{1}{2}\beta$ -packing set of the complete bipartite graph, $K_{4,5}$.

Proof. Let $S \subset V_m$ be any subset of size $\lfloor \beta \cdot m \rfloor$ and $S' \subset V_n$ be any subset of size $\lfloor \beta \cdot n \rfloor$. Since $\beta < 1$, $\lfloor \beta \cdot m \rfloor < m$ and $\lfloor \beta \cdot n \rfloor < n$. Thus, $S \cup S'$ is proper. It suffices to show that the β -packing property is fulfilled and that $S \cup S'$ is maximal. Let $v \in V_m - S$. Then, $\deg(v) = n$ implies

$$|N(v) \cap S'| = |S'| = \lfloor \beta \cdot n \rfloor.$$

Thus,

$$\frac{|N(v) \cap (S \cup S')|}{|N(v)|} = \frac{|N(v) \cap (S')|}{|N(v)|} = \frac{\lfloor \beta \cdot n \rfloor}{n} \leq \frac{\beta \cdot n}{n} = \beta.$$

Now let $v' \in V_n - S'$. Then, following the same process, we see that

$$\frac{|N(v') \cap (S \cup S')|}{|N(v')|} \leq \beta.$$

Finally, we must show that $S \cup S'$ is maximal. Suppose for contradiction there was a proper subset $S \cup S' \cup U \subset V$ for which the β -packing property held with $\emptyset \neq U \subset V - (S \cup S')$. U must contain at least one vertex u . WLOG, let u be in the side $u \in V_m \cap U$. Then for $v \in V_n - (S' \cup U)$,

$$\frac{|N(v) \cap (S \cup S' \cup U)|}{|N(v)|} \geq \frac{|N(v) \cap (S \cup \{u\})|}{|N(v)|} = \frac{\lfloor \beta \cdot m \rfloor + 1}{m}.$$

Note that $\beta \cdot m < \lfloor \beta \cdot m \rfloor + 1$ which implies $\beta < \frac{\lfloor \beta \cdot m \rfloor + 1}{m}$. Thus

$$\frac{|N(v) \cap (S \cup S' \cup U)|}{|N(v)|} > \beta,$$

so $S \cup S'$ is maximal and $\beta\text{-pack}(K_{m,n}) = \lfloor \beta \cdot m \rfloor + \lfloor \beta \cdot n \rfloor$. □

Proposition 2.7. For $\beta = 1$, $\beta\text{-pack}(K_{m,n}) = m + n - 1$.

Proof. As the β -packing set must be proper, we let all the nodes be in the β -packing set and then remove one. As $|K_{m,n}| = m + n$, $\beta\text{-pack}(K_{m,n}) < |K_{m,n}|$. Adding another node to this set would be all of $K_{m,n}$, so $S \cup S'$ is both proper and maximal.

Let $v \notin S \cup S'$. Then, $\frac{|N(v) \cap (S \cup S')|}{|N(v)|} = 1$, since every other node is in $S \cup S'$. Thus, $\beta\text{-pack}(K_{m,n}) = m + n - 1$. \square

If we try to generalize these results to complete multipartite graphs, Proposition 2.6 does not generalize in the natural way, but Proposition 2.7 does.

Example 2.8. Consider the complete multipartite graph $K_{3,3,3,3}$ and let $\beta = 1/2$. A β -packing set is given by taking 1 vertex in each of three partitions and 2 vertices out of the fourth partition, for a total of 5 vertices in S . One can check this gives

$$\frac{1}{2}\beta\text{-pack}(K_{3,3,3,3}) = 5 > \lfloor \beta \cdot 3 \rfloor + \lfloor \beta \cdot 3 \rfloor + \lfloor \beta \cdot 3 \rfloor + \lfloor \beta \cdot 3 \rfloor = 4.$$

Corollary 2.9. For $\beta = 1$, $\beta\text{-pack}(K_{n_1, n_2, \dots, n_m}) = n_1 + \dots + n_m - 1$.

Proof. The proof is similar to the bipartite case. \square

3. GENERAL PROPERTIES OF β -PACKING SETS

In this section we present several general properties about β -packing sets and the β -packing number. Our first property shows how the β -packing numbers corresponding to different β 's are related.

Proposition 3.1. Let $0 < \beta_1 \leq \beta_2 \leq 1$. Then $\beta_1\text{-pack}(G) \leq \beta_2\text{-pack}(G)$.

Proof. Consider $\beta_1\text{-pack}(G)$, for any β_1 -packing set S , $\forall v \in V - S$,

$$\frac{|N(v) \cap S|}{|N(v)|} \leq \beta_1 \leq \beta_2.$$

So any such S is contained in a β_2 -packing set and one could add vertices until S becomes maximal w.r.t β_2 . \square

It was already seen in Proposition 2.1 for paths that the complement a β -packing set is connected. This is in fact a general property that holds for all graphs.

Proposition 3.2. For any β -packing set S , $V - S$ is connected.

Proof. If $V - S$ is not connected, then S is not maximal since one of the components of $V - S$ could be added to S to form S' and for all other $v \in V - S'$ we still have the property

$$\frac{|N(v) \cap S'|}{|N(v)|} \leq \beta$$

and S' would still be proper. \square

Proposition 3.3. *Let $\Delta(G)$ be the max degree of a vertex of a connected graph. If $\beta < \frac{1}{\Delta(G)}$, then $\beta\text{-pack}(G) = 0$.*

Proof. Suppose S is a nonempty β -packing set. For any vertex $v \in V - S$, if a neighbor is in a β -packing set S , then

$$\beta < \frac{1}{\Delta(G)} \leq \frac{1}{\deg(v)} \leq \frac{|N(v) \cap S|}{\deg(v)},$$

a contradiction. Thus no vertex has a neighbor in S . Therefore $S = \emptyset$. \square

The next three properties investigate the question of which values for β in the interval $0 < \beta \leq 1$ are interesting to consider.

Proposition 3.4. *If $\beta = 1$, then $\beta\text{-pack}(G) = n - 1$.*

Proof. A β -packing set must be proper, but we can just leave out any one vertex. \square

Proposition 3.5. *Let G be connected. If $\beta < 1$, then $\beta\text{-pack}(G) < n - 1$.*

Proof. Suppose $\{v\} = V - S$. Then

$$\frac{|N(v) \cap S|}{|N(v)|} = \frac{|N(v)|}{|N(v)|} = 1 > \beta.$$

\square

Let us consider the following question a bit more.

Question 1. *Given a graph G how many "interesting" β 's are there to consider? By interesting we mean that as β increases from 0 to 1 it is only at these values where the value of $\beta\text{-pack}(G)$ could change.*

Let $\delta(G) = d_1, \dots, d_t = \Delta(G)$ be the distinct degrees of vertices in the graph. Then we claim the possible interesting β 's are a subset of the following ratios:

$$0, \frac{1}{d_1}, \frac{2}{d_1}, \dots, \frac{d_1 - 1}{d_1}, 1$$

$$\begin{array}{c} \frac{1}{d_2}, \frac{2}{d_2}, \dots, \frac{d_2-1}{d_2} \\ \vdots \\ \frac{1}{d_t}, \frac{2}{d_t}, \dots, \frac{d_t-1}{d_t}. \end{array}$$

4. RELATED PARAMETERS

The initial motivation for defining β -packing sets was from α -domination, and it is natural to ask what relationships the two parameters may have with each other. One might ask if $\beta = \alpha$ whether

$$\gamma_\alpha(G) \leq \beta\text{-pack}(G)? \quad \text{or} \quad \gamma_\alpha(G) \geq \beta\text{-pack}(G)?$$

The answer is neither one in general. We have by Proposition 2.3 that $\beta = \frac{1}{3}\text{-pack}(P_n) = 0$. But from [4, Prop. 1] that $\gamma_{\alpha=\frac{1}{3}}(P_n) = \lceil \frac{n}{3} \rceil$. So this is an example of $\frac{1}{3}\text{-pack}(G) < \gamma_{\frac{1}{3}}(G)$.

On the other hand, we have that by Proposition 2.6 that if when $\beta < 1$ $\beta\text{-pack}(K_{m,n}) = \lfloor \beta \cdot m \rfloor + \lfloor \beta \cdot n \rfloor$. In [4, Prop. 4] they have the result that for $1 \leq m \leq n$

$$\gamma_\alpha(K_{m,n}) = \min\{\lceil \alpha m \rceil + \lceil \alpha n \rceil, m\}.$$

Thus if we let for example $m = 1$, $n = 10$, $\beta = \alpha = 1/2$ we get that

$$\gamma_{\frac{1}{2}}(K_{1,10}) = 1 < \frac{1}{2}\text{-pack}(K_{1,10}) = 5.$$

We think it is an interesting open direction of study to consider if there are different relationship between α -domination and β -packing would be interesting to consider.

5. CONCLUSION

In conclusion, we have introduced the new graph parameter, the β -packing number, and studied some of its properties and given formulas for it for certain classes of graphs. Our motivation for defining β -packing sets comes for α -domination, but we leave it as an open direction to investigate what relationships these two parameters have with each other. Other interesting open directions would include determining the value of the β -packing number for other classes of graphs and determining the computational complexity of finding β -packing sets or the β -packing number. We hope that this introductory paper and promising future directions will promote further interest in considering β -packing.

REFERENCES

- [1] Franz Dahme, Dieter Rautenbach, and Lutz Volkmann. Some remarks on α -domination. *Discussiones Mathematicae Graph Theory*, 24(3):423–430, 2004.
- [2] Angsuman Das, Renu C. Laskar, and Nader Jafari Rad. On α -domination in graphs. *Graphs and Combinatorics*, 34(1):193–205, Jan 2018.
- [3] Gayla S. Domke, Gerd H. Fricke, Renu R. Laskar, and Aniket Majumdar. Fractional domination and related parameters. In *Domination in graphs*, volume 209 of *Monogr. Textbooks Pure Appl. Math.*, pages 61–89. Dekker, New York, 1998.
- [4] J. E. Dunbar, D. G. Hoffman, R. C. Laskar, and L. R. Markus. α -domination. *Discrete Math.*, 211(1-3):11–26, 2000.
- [5] Andrei Gagarin, Anush Poghosyan, and Vadim Zverovich. Upper bounds for α -domination parameters. *Graphs and Combinatorics*, 25(4):513, 2009.
- [6] Raluca Gera, Stephen Hedetniemi, and Craig Larson. *Graph Theory: Favorite Conjectures and Open Problems-1*. Springer, 2016.
- [7] Nader Jafari Rad and Lutz Volkmann. Edge-removal and edge-addition in α -domination. *Graphs and Combinatorics*, 32, 08 2015.
- [8] Roberto Ramon Rubalcaba. *Fractional domination, fractional packings, and fractional isomorphisms of graphs*. ProQuest LLC, Ann Arbor, MI, 2005. Thesis (Ph.D.)—Auburn University.

SCHOOL OF MATHEMATICAL AND STATISTICAL SCIENCES, CLEMSON UNIVERSITY, SC, USA