

On the Parallelization of Triangular Decomposition of Polynomial Systems

Mohammadali Asadi
University of Western Ontario,
London, Canada
masadi4@uwo.ca

Alexander Brandt
University of Western Ontario,
London, Canada
abrandt5@uwo.ca

Robert H.C. Moir
University of Western Ontario,
London, Canada
robert@moir.net

Marc Moreno Maza
University of Western Ontario,
London, Canada
moreno@csd.uwo.ca

Yuzhen Xie
University of Western Ontario,
London, Canada
yuzhenxie@yahoo.ca

ABSTRACT

We discuss the parallelization of algorithms for solving polynomial systems symbolically by way of triangular decomposition. Algorithms for solving polynomial systems combine low-level routines for performing arithmetic operations on polynomials and high-level procedures which produce the different components (points, curves, surfaces) of the solution set. The latter “component-level” parallelization of triangular decompositions, our focus here, belongs to the class of dynamic irregular parallel applications. Possible speed-up factors depend on geometrical properties of the solution set (number of components, their dimensions and degrees); these algorithms do not scale with the number of processors.

In this paper we combine two different concurrency schemes, the fork-join model and producer-consumer patterns, to better capture opportunities for component-level parallelization. We report on our implementation with the publicly available BPAS library. Our experimentation with 340 systems yields promising results.

CCS CONCEPTS

• **Computing methodologies** → **Symbolic and algebraic manipulation**; **Parallel algorithms**; • **Mathematics of computing** → **Solvers**; **Mathematical software performance**;

KEYWORDS

triangular decomposition, regular chains, polynomial system solving, cilk

Reference Format:

Mohammadali Asadi, Alexander Brandt, Robert H.C. Moir, Marc Moreno Maza, and Yuzhen Xie. 2019. On the Parallelization of Triangular Decomposition of Polynomial Systems. 10 pages.

1 INTRODUCTION

In linear algebra, stencil computations, sorting algorithms, fast Fourier transform and other standard kernels in scientific computing, opportunities for parallel computations often come from either a divide-and-conquer scheme, with concurrent recursive calls, or a for-loop nest where some iterations can be executed concurrently.

In the case of *non-linear* polynomial algebra, opportunities for parallel computations can be categorized between low-level routines for performing arithmetic operations on polynomials and high-level procedures for algebraic and geometric computations. Many of those low-level routines follow patterns that are similar to standard kernels in scientific computing and their parallelization has been well studied for both dense and sparse polynomials [11, 12, 16, 17].

The parallelization of high-level procedures for algebraic and geometric computations received much attention in the 80’s and 90’s, see [1–3, 10, 19]. More recently in [14], two of the current authors consider the parallelization of triangular decompositions of polynomial systems.

Triangular decomposition—a symbolic method for solving systems of polynomial equations—uses algebraic techniques to split the solution space into geometric components (i.e. points, curves, surfaces, etc.). For those techniques, opportunities for parallel computations depend only on the geometry of the input system and may vary from none to many. Moreover, when such opportunities are present the workload between tasks may be largely unbalanced.

1.1 Problem Statement

The preliminary work reported in [14] does not cover all opportunities for concurrent/parallel processing of *component-level*, i.e. high-level, procedures in triangular decompositions of polynomial systems, leaving open the full question of possibilities for component-level parallelism, both in terms of algorithm scheme and implementation techniques. The tests also used only a few examples computed modulo a prime number instead of using rational number coefficients, increasing the number of the components and hence the possible speed-up factors with respect to serial.

To stress the importance of the proposed question one can make the following observation. In computer algebra systems like MAPLE only low-level routines for polynomial arithmetic use multithreaded parallelism while high-level procedures, such as MAPLE’s solve command (for solving systems of systems of polynomial or differential equations symbolically) execute serial code.

1.2 Contributions

We make use of both the fork-join model and the pipeline pattern (via asynchronous producer-consumer) to exploit opportunities for parallelism in the component-level of triangular decomposition. To

our knowledge, this is the first time that the producer-consumer model is used in a high-level algorithm in symbol computation.

Triangular decompositions have two important features: the necessity of removing *redundant* (that is, superfluous) components and the possibility of avoiding the computation of *degenerate components*. These features lead to different algorithm variants that we call *Level* vs. *Bubble* (two different strategies for removing redundant components), and *Lazard-Wu* vs. *Kalkbrener* decompositions (that is whether or not degenerate components may be ignored).

These different algorithm variants combined with three degrees of parallelism granularity (fine-grained, coarse-grained, and serial) lead to 12 different configurations of our implementation. The parallelism in our implementation is achieved using the standard C++11 thread support library as well as the Cilk extension of C/C++.

We test the various configurations of our implementation by considering a suite of approximately 3000 real-world polynomial systems. These systems, provided by MapleSoft (the company developing MAPLE), come from a combination of actual user data, bug reports, and the scientific literature. We have obtained speed-up factors up to 8 on a 12-core machine. We highlight that the underlying polynomial arithmetic is performed serially since we focus on component-level parallelization of triangular decomposition. Among these configurations we find that the Bubble variant admits more parallelism than the Level variant while solving in the Kalkbrener sense admits more parallelism than solving in the Lazard-Wu sense. By this, we mean that Bubble and Kalkbrener benefit from parallelism more often and to a higher a degree.

1.3 Structure of the Paper

Following a presentation of the mathematical background for triangular decomposition in Section 2, Section 3 reviews the main features of triangular decomposition computations. Section 4 discusses opportunities for concurrent execution in these computations. Section 5 reports on their implementation, and Section 6 presents our experimentation. Section 7 highlights directions for future work.

2 ALGEBRAIC BACKGROUND

Section 2.3 focuses on a celebrated algebraic construction by which computations can split when solving polynomial systems, thus bringing opportunities for parallel computations, though not necessarily balanced in terms of workload. This construction, called the *D5 Principle* after its authors [9] relies on the well-known Chinese remainder theorem, reviewed in Section 2.2.

2.1 Solving polynomial systems incrementally

An informal sketch of the top-level procedure considered in this paper is given by Algorithm 1, while a more formal version is stated as Algorithm 2. For a finite set F of polynomial equations, the function $\text{SolveSystemIncrementally}(F)$ returns the common solutions of the members of F described as a finite set of *components* T_1, \dots, T_e . By a component, we mean a set of polynomial equations with remarkable algebraic properties; see Section 3 for more details. Algorithm 1 proceeds by incrementally solving one equation after another against each component produced by the previously solved equations. The core routine is $\text{SolveOneEquation}(p, T)$ which solves

the polynomial equation p against the component T , that is, finding the solutions of p that are also solutions of T .

Algorithm 1: SolveSystemIncrementally(F)

Input: a finite set F of polynomial equations
Output: a set of components such that their union is the solution set of F
if $|F| == 0$ **then return** $\{\{\}\}$;
 Choose a polynomial $p \in F$;
for T **in** $\text{SolveSystemIncrementally}(F \setminus \{p\})$ **do**
 | **yield** $\text{SolveOneEquation}(p, T)$;

Example 2.1. Consider the polynomial system:

$$\begin{cases} f_1 : & x^3 - 3x^2 + 2x = 0 \\ f_2 : & 2yx^2 - x^2 - 3yx + x = 0 \\ f_3 : & zx^2 - zx = 0 \end{cases}$$

Calling $\text{SolveOneEquation}(f_1, \emptyset)$ yields $\{f_1\}$ since f_1 is “simple enough” to define a component on its own, namely the points (x, y, z) satisfying $x^3 - 3x^2 + 2x = 0$.

Consider now the call $\text{SolveOneEquation}(f_2, \{f_1\})$. Note that f_1 and f_2 rewrite respectively as $x(x-1)(x-2) = 0$ and $x((2x-3)y - x + 1) = 0$. Clearly $x = 0$ is a common solution while, for $x = 1$ and $x = 2$, the equation f_2 simply becomes $y = 0$ and $y = 1$, respectively. Therefore, $\text{SolveOneEquation}(f_2, \{f_1\})$ returns 3 components:

$$T_1 : \{ x = 0 \}, \quad T_2 : \begin{cases} y = 0 \\ x = 1 \end{cases} \quad \text{and} \quad T_3 : \begin{cases} y = 1 \\ x = 2 \end{cases}$$

Next, we need to compute $\text{SolveOneEquation}(f_3, T_i)$, for $1 \leq i \leq 3$. We observe that f_3 satisfies both T_1 and T_2 , hence the first two calls return T_1 and T_2 . For the third one, we note that f_3 simply becomes $z = 0$ at $(y, x) = (1, 2)$. Finally, $\text{SolveSystemIncrementally}(\{f_1, f_2, f_3\})$ returns the following 3 components:

$$T_1 : \{ x = 0 \}, \quad T_2 : \begin{cases} y = 0 \\ x = 1 \end{cases} \quad \text{and} \quad T_3 : \begin{cases} z = 0 \\ y = 1 \\ x = 2 \end{cases}$$

While the previous example shows an opportunity for parallel computations, namely computing $\text{SolveOneEquation}(f_3, T_i)$, for $1 \leq i \leq 3$ in parallel, it hides a major difficulty: possible unbalanced work. Here is an illustrative example of this latter fact.

Example 2.2. Consider the polynomial system:

$$\begin{cases} f_1 : & (x-1)x = 0 \\ f_2 : & x(y^n - x) + (x-1)(y-x) = 0 \\ f_3 : & (y^{n+1} + 1)z - x = 0 \end{cases}$$

where $n \geq 2$ is integer. Calling $\text{SolveOneEquation}(f_1, \emptyset)$ yields $\{f_1\}$, as in Example 2.1. Now, $\text{SolveOneEquation}(f_2, \{f_1\})$ returns 3 components by means of simple calculations not detailed here:

$$T_1 : \begin{cases} \sum_{i=0}^{n-1} y^i = 0 \\ x = 1 \end{cases}, \quad T_2 : \begin{cases} y = 1 \\ x = 1 \end{cases} \quad \text{and} \quad T_3 : \begin{cases} y = 0 \\ x = 0 \end{cases}$$

Next, we compute $\text{SolveOneEquation}(f_3, T_i)$, for $1 \leq i \leq 3$. Elementary calculations not reported here produce 3 components:

$$T_1 : \begin{cases} (y+1)z + x = 0 \\ \sum_{i=0}^{n-1} y^i = 0 \\ x = 1 \end{cases}, \quad T_2 : \begin{cases} 2z + 1 = 0 \\ y = 1 \\ x = 1 \end{cases} \quad \text{and} \quad T_3 : \begin{cases} z = 0 \\ y = 0 \\ x = 0 \end{cases}$$

One should observe that the first equation in T_2 (resp. T_3) is obtained by evaluating f_3 at $(x, y) = (1, 1)$ (resp. $(0, 0)$), which is a trivial operation, the cost of which can be considered constant. Now, one should notice that the first equation in T_1 is not f_3 itself, but $(y + 1)z + x = 0$. This simplification requires dividing $y^{n+1} + 1$ by $\sum_{i=0}^{n-1} y^i$, which, for n large enough, is arbitrarily expensive. As a result, the work load in $\text{SolveOneEquation}(f_3, T_i)$, for $1 \leq i \leq 3$, can be arbitrarily unbalanced.

Example 2.2 shows that parallelizing the for-loop in Algorithm 1 may not bring much benefit. Nevertheless, this does not imply that, for other examples, it should not be attempted. In fact, the call $\text{SolveOneEquation}(p, T)$ itself has various opportunities for concurrency. Combined with that Algorithm 1, many practical examples, but not all, may benefit from a careful implementation of concurrency, as explained in Sections 4 and 5.

2.2 The Chinese remainder theorem

One of the most fundamental results in algebra is the Chinese remainder theorem (CRT). Let m_1 and m_2 be two relatively prime numbers, so that there exist integers u_1, u_2 satisfying $u_1 m_1 + u_2 m_2 = 1$. The CRT states that the residue class ring $\mathbb{Z}/(m_1 m_2)$ is *isomorphic* to the *direct product* of the residue class rings \mathbb{Z}/m_1 and \mathbb{Z}/m_2 , denoted as $\mathbb{Z}/m_1 \otimes \mathbb{Z}/m_2$, which writes:¹

$$\mathbb{Z}/(m_1 m_2) \equiv \mathbb{Z}/m_1 \otimes \mathbb{Z}/m_2. \quad (1)$$

In the above direct product, elements are pairs of residues (r_1, r_2) with $r_i \in \mathbb{Z}/m_i$ and operations (addition, subtraction, multiplication) are performed component-wise. That is, $(r_1, r_2) + (s_1, s_2) = (r_1 + s_1, r_2 + s_2)$ and $(r_1, r_2) \times (s_1, s_2) = (r_1 \times s_1, r_2 \times s_2)$ both hold for all $r_i, s_i \in \mathbb{Z}/m_i$, for $1 \leq i \leq 2$. The isomorphism stated in Equation (1) is a one-to-one map Φ by which:

- (1) the image of $r \in \mathbb{Z}/(m_1 m_2)$ is $(r \bmod m_1, r \bmod m_2)$,
- (2) the preimage of $(r_1, r_2) \in \mathbb{Z}/m_1 \otimes \mathbb{Z}/m_2$ is $(r_1 m_1 u_1 + r_2 m_2 u_2) \bmod m_1 m_2$, and
- (3) the image of a sum (resp. product) is the sum (resp. product) of the images, that is, $\Phi(r + s) = \Phi(r) + \Phi(s)$ and $\Phi(r \times s) = \Phi(r) \times \Phi(s)$.

These properties imply that

- (1) any computation (i.e. combination of additions, subtractions, multiplications) in $\mathbb{Z}/(m_1 m_2)$ can be transported to $\mathbb{Z}/m_1 \otimes \mathbb{Z}/m_2$, where
- (2) computations split into two “independent coordinates”, one in \mathbb{Z}/m_1 and one in \mathbb{Z}/m_2 , which can be considered concurrently.

The CRT generalizes in many ways. First, with several pairwise relatively prime integers m_1, m_2, \dots, m_e , yielding the following:

$$\mathbb{Z}/(m_1 m_2 \cdots m_e) \equiv \mathbb{Z}/m_1 \otimes \mathbb{Z}/m_2 \otimes \cdots \otimes \mathbb{Z}/m_e$$

Second, with polynomials instead of integers. For this second case and to be precise, consider the field \mathbb{Q} of rational numbers and the ring of univariate polynomials in x over \mathbb{Q} , denoted by $\mathbb{Q}[x]$. For non-constant polynomials p_1, p_2, \dots, p_e that are relatively prime (meaning here that any two polynomials p_i, p_j , for $1 \leq i < j \leq e$ have no common factors, except rational numbers) we have the

following isomorphism:²

$$\mathbb{Q}[x]/(p_1 p_2 \cdots p_e) \equiv \mathbb{Q}[x]/p_1 \otimes \mathbb{Q}[x]/p_2 \otimes \cdots \otimes \mathbb{Q}[x]/p_e \quad (2)$$

When the polynomials p_1, p_2, \dots, p_e are irreducible, then each of $\mathbb{Q}[x]/p_1, \mathbb{Q}[x]/p_2, \dots, \mathbb{Q}[x]/p_e$ is in fact a field. In such case, the residue class ring $\mathbb{Q}[x]/(p_1 p_2 \cdots p_e)$ is a *direct product of fields*, an algebraic structure with interesting properties. For instance, if $e = 2$, $p_1 = x^2 - 2$ and $p_2 = x^2 - 3$, then $\mathbb{Q}[x]/p_1$ and $\mathbb{Q}[x]/p_2$ are the field extensions $\mathbb{Q}(\sqrt{2})$ and $\mathbb{Q}(\sqrt{3})$. Those latter fields consist of all numbers obtained by adding, multiplying rational numbers together with $\sqrt{2}$ and $\sqrt{3}$, respectively.

When the polynomials p_1, p_2, \dots, p_e are square-free³ then *each* of $\mathbb{Q}[x]/p_1, \mathbb{Q}[x]/p_2, \dots, \mathbb{Q}[x]/p_e$ is in fact a direct product of fields (DPF). (This claim directly follows from the previous paragraph.)

Now, a third generalization of the CRT is as follows. For non-constant pairwise relatively prime polynomials f_1, f_2, \dots, f_e in $\mathbb{K}[x]$, where \mathbb{K} is a DPF, we have the following isomorphism:

$$\mathbb{K}[x]/(p_1 p_2 \cdots p_e) \equiv \mathbb{K}[x]/p_1 \otimes \mathbb{K}[x]/p_2 \otimes \cdots \otimes \mathbb{K}[x]/p_e \quad (3)$$

2.3 The D5 principle

It follows from the discussion above that DPFs generalize fields. Moreover, square-free polynomials can be used to build extensions of DPFs. Hence, one can “almost” work with DPFs as if they were fields. The “almost” comes from the fact that DPFs have zero-divisors while fields, by definition, do not. Returning to the example

$$\mathbb{Q}[x]/(p_1 p_2) \equiv \mathbb{Q}[x]/p_1 \otimes \mathbb{Q}[x]/p_2,$$

with $p_1 = x^2 - 2$ and $p_2 = x^2 - 3$, we observe that p_2 (as an element of $\mathbb{Q}[x]/(p_1 p_2)$) is mapped to $(p_2 \bmod p_1, p_2 \bmod p_2) = (1, 0)$, since $p_2 = 1 + p_1$. Now observe that $(1, 0) \times (0, 1) = (0, 0)$ holds. Hence $(1, 0), (0, 1)$ are two non-zero elements of $\mathbb{Q}[x]/p_1 \otimes \mathbb{Q}[x]/p_2$, with zero as product. That is, $(1, 0), (0, 1)$ are *zero-divisors*.

Zero-divisors do not have multiplicative inverses and, thus, are an obstacle to certain operations. For instance, consider two univariate polynomials $a, b \in \mathbb{L}[y]$, with b non-constant, over a direct product of fields \mathbb{L} . Then, the polynomial division of a by b is uniquely defined provided that the leading coefficient of b is invertible, that is, not a zero-divisor. Indeed, every non-zero element in a DPF is either invertible or a zero-divisor.

The *D5 principle* [9] states that computations in $\mathbb{L}[y]$ can be performed as if \mathbb{L} was a field, provided that, when a zero-divisor is encountered, computations split into separate coordinates, following an isomorphism, like the one given by Equation (2). We shall explain more precisely what this means.

We assume that \mathbb{L} is of the form $\mathbb{K}[x]/p$ where p is a square-free non-constant polynomial and \mathbb{K} is either a field (e.g. \mathbb{Q}) or another DPF. Returning to the polynomial division of a by b , we should decide whether h , the leading coefficient of b , is invertible or not. Note that h is a polynomial in $\mathbb{K}[x]$. Thus, the invertibility of h modulo p can be decided by applying the extended Euclidean algorithm (to which we recursively apply the D5 principle, in case \mathbb{K} is itself a DPF) in $\mathbb{K}[x]$, with h and p as input. This produces three polynomials u, v, g , with $g \neq 0$, such that $u h + v p = g$.

²Note that for a polynomial p we write $\mathbb{Q}[x]/p$ as a simplified notation for $\mathbb{Q}[x]/\langle p \rangle$.

³For any field or a direct product of fields \mathbb{K} , a univariate non-constant polynomial $p \in \mathbb{K}[x]$ is square-free whenever for any other non-constant polynomial q , the square of q , that is, q^2 , does not divide p .

¹Note that for $m \in \mathbb{Z}$, we write \mathbb{Z}/m as a simplified notation for $\mathbb{Z}/m\mathbb{Z}$.

First, assume that the leading coefficient of g is invertible in \mathbb{K} . Then, g is a greatest common divisor (GCD) of h and p . Two cases arise:

- (1) if g is a constant of \mathbb{K} (that is, g has degree zero as a polynomial in $\mathbb{K}[x]$) then $ug^{-1}h \equiv 1 \pmod{p}$ holds and we have proved that h is invertible;
- (2) if g is not constant (that is, g has a positive degree in x) then, since p is square-free resulting in g and p/g being relatively prime, CRT gives us,

$$\mathbb{L} \equiv \mathbb{K}[x]/g \otimes \mathbb{K}[x]/\frac{p}{g},$$

It follows that either h is invertible or computations split. In the latter case, computations resume independently on each coordinate.

Second, assume that the leading coefficient of g is not invertible in \mathbb{K} . Then, reasoning by induction, the DPF \mathbb{K} can be replaced by a direct product so that, here again, computations are performed independently on each coordinate.

3 THE TRIANGULARIZE ALGORITHM

The Triangularize algorithm is a procedure for solving systems of polynomial equations incrementally. Hence, it follows the algorithmic pattern discussed in Section 2.1. The Triangularize algorithm was first proposed in [18] and substantially improved in [6]. An extension to systems of polynomial equations and inequalities is presented in [13].

The components produced by the Triangularize algorithm are called *quasi-components*: they are represented by families of polynomials with remarkable properties called *regular chains*. We refer to [6] for a formal presentation, while Section 3.1 describes only the properties relevant to the concurrent execution of Triangularize.

3.1 Regular chains

Let \mathbb{L} be a direct product of fields (DPF) as defined in Section 2.3. Thus, \mathbb{L} is of the form $\mathbb{K}[x]/p$ where p is a square-free non-constant polynomial and \mathbb{K} is either a field (e.g. \mathbb{Q}) or another DPF.

It follows that any DPF \mathbb{L} can be given by a sequence of multivariate polynomials $T = p_1(x_1), p_2(x_1, x_2), \dots, p_n(x_1, x_2, \dots, x_n)$ with coefficients in a field \mathbb{L}_0 , such that, for $1 \leq i \leq n$, we have:

- (1) p_i is a square-free non-constant polynomial in $\mathbb{L}_{i-1}[x_i]$,
- (2) the leading coefficient h_i of p_i is *regular with respect to* \mathbb{L}_{i-1} , i.e. invertible in \mathbb{L}_{i-1} , and
- (3) $\mathbb{L}_i := \mathbb{L}_{i-1}[x_i]/p_i$ and $\mathbb{L}_n = \mathbb{L}$.

Two cases are of practical importance. First, if $\mathbb{L}_0 = \mathbb{Q}$, then any point (z_1, z_2, \dots, z_n) with complex number coordinates satisfying

$$p_1(z_1) = p_2(z_1, z_2) = \dots = p_n(z_1, z_2, \dots, z_n) = 0,$$

is called a *solution* of T ; the set of those solutions is denoted by $V(T)$: this is a finite set and T is called *zero-dimensional*. Second, if \mathbb{L}_0 is a field of rational functions⁴ with variables t_1, \dots, t_d , then any point $(t_1, \dots, t_d, z_1, \dots, z_n)$ with complex number coordinates satisfying for $1 \leq i \leq n$:

$$p_i(t_1, \dots, t_d, z_1, \dots, z_i) = 0 \text{ and } h_i(t_1, \dots, t_d, z_1, \dots, z_{i-1}) \neq 0,$$

is called a *solution* of T ; the set of those solutions is denoted by $W(T)$ and called a *quasi-component*: this set has *dimension* d . In either case, the sequence T of polynomials is called a *regular chain*.

⁴A rational function is a fraction of two polynomials, for instance $\frac{2t}{1+t^2}$.

3.2 The main procedure and its core routines

Algorithm 2 states the top-level procedure of the Triangularize algorithm. Let us denote by f_1, f_2, \dots, f_m the polynomials in F and by x_1, x_2, \dots, x_n their variables. Clearly, computations are essentially done by the core routine *Intersect*, which corresponds to the *SolveOneEquation* routine from Algorithm 1; naturally, *Triangularize* itself corresponds to *SolveSystemIncrementally*. For a polynomial $p \in \mathbb{Q}[x_1, x_2, \dots, x_n]$ and a regular chain T given by polynomials from $\mathbb{Q}[x_1, x_2, \dots, x_n]$, the function call *Intersect*(p, T) returns regular chains T_1, T_2, \dots, T_e so that the union $W(T_1) \cup W(T_2) \cup \dots \cup W(T_e)$ is an approximation⁵ of the intersection $W(T) \cap V(p)$. This approximation is, in fact, very sharp and this is why *Triangularize*(F) is capable of producing regular chains such that the union of their zero sets is exactly equal to the zero set of F , denoted $V(F)$.

Algorithm 2: Triangularize(F)

Input: a finite set of polynomials F

Output: a set of regular chains such that the union of their zero sets is $V(F)$

if $|F| == 0$ **then return** $\{\{\}\}$;

Choose a polynomial $p \in F$;

for T **in** *Triangularize*($F \setminus \{p\}$) **do**

 | **yield** *Intersect*(p, T);

During the execution of *Intersect*(p, T), two mechanisms lead computations to split into different cases:

- (1) case distinctions of the form “either $a = 0$ or $a \neq 0$ ”, where a is a polynomial by which one wants to divide another polynomial, like in $ax = b$ when solving for x .
- (2) Case distinctions resulting from the application of the D5 principle, as described in Section 2.3.

Case distinctions of this latter type are generated by *Regularize*, a core routine of *Triangularize*. Figure 1, taken from [6], displays the “depends on” graph of the main routines of *Triangularize*.

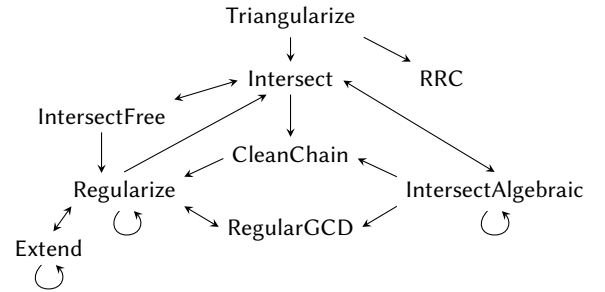


Figure 1: The flow graph of the Triangularize algorithm.

3.3 Removal of the redundant components

As we have seen with Examples 2.1 and 2.2, computing *Intersect*(p, T) often leads to case distinctions of the form: either $a = 0$ or $a \neq 0$. Those are likely to produce components that are redundant, while not being incorrect. Here’s a trivial example. Consider $F := \{f_1, f_2\}$

⁵To be precise, if $\overline{W(T)}$ is the topological closure of $W(T)$, in the sense of the Zariski topology, then $W(T) \cap V(p) \subset W(T_1) \cup W(T_2) \cup \dots \cup W(T_e) \subset \overline{W(T)} \cap V(p)$.

with $f_1 : yx + y = 0$ and $f_2 : y = 0$. $\text{Intersect}(f_1, \emptyset)$ yields two regular chains T_1, T_2 with $T_1 : y = 0$ and $T_2 : x + 1 = 0$. Then, $\text{Intersect}(f_2, T_1)$ yields T_1 itself while $\text{Intersect}(f_2, T_2)$ yields T_3 , with $T_3 : x + 1 = 0, y = 0$. Clearly, T_3 is a special case of T_1 , that is, we have $W(T_3) \subseteq W(T_1)$ and T_3 is redundant.

Precisely, letting T_1, T_2, \dots, T_e be the output regular chains of $\text{Triangularize}(F)$ in Algorithm 2, regular chain T_i is *redundant* when:

$$W(T_i) \subseteq W(T_1) \cup \dots \cup W(T_{i-1}) \cup W(T_{i+1}) \cup \dots \cup W(T_e).$$

There exist criteria and algorithmic procedures for testing whether a regular chain is redundant or not. However, applying those criteria and procedures can be very computationally expensive. As a result, one should carefully consider when to attempt performing those computations. Two strategies are meaningful here:

barrier: test for redundant components on every output returned by a call to Triangularize , including recursive calls;

barrier-free: test for redundant components only on the final output returned by $\text{Triangularize}(F)$.

With the barrier strategy, all calls of the form $\text{Intersect}(f_i, T)$ must complete before starting to execute the calls of the form $\text{Intersect}(f_{i+1}, T')$, for $1 \leq i \leq m$, where $F := \{f_1, f_2, \dots, f_m\}$ is the input of Triangularize . For this reason, this strategy computes the solution *level-by-level*, hence we call it *Level* in subsequent sections. With the barrier-free approach, particularly when using parallelization, some calls of the form $\text{Intersect}(f_{i+1}, T')$ may be executed before completing all calls of the form $\text{Intersect}(f_i, T')$. We call this method *Bubble* in subsequent sections because it allows components to “bubble up” to higher levels of the recursion in Triangularize . Section 4 considers the parallelization and implementation details of these two strategies and redundant component removal.

3.4 Computing generic solutions

Another major feature of the Triangularize algorithm leads to different strategies and should be carefully considered towards performance in both serial and concurrent execution. This feature deals with the “scope” of the solution set. To be precise, it is possible to limit the computations of Triangularize to the so-called *generic solutions*.⁶ We refer again to [6] for a formal presentation and we shall simply use an illustrative example here. Consider the input system F with the unique equation $ax = b$ with the intention of solving for x . $\text{Triangularize}(F)$ returns two regular chains $T_1 : ax = b$ and $T_2 : a = 0, b = 0$. The first one encodes all solutions for which $a \neq 0$ holds. “Generically” (say, by randomly picking a value of a) we have $a \neq 0$. Hence T_1 encodes all generic solutions while T_2 correspond to the non-generic ones, also called *degenerate solutions*.

The Triangularize algorithm can be executed in two modes, the names of which are from mathematicians who have studied strategies corresponding to those modes:

Kalkbrener: non-generic solutions are likely not computed,

Lazard-Wu: all solutions (generic or not) are computed.

The former mode is derived from the latter by a tree pruning technique. To clarify this, we can understand the Triangularize algorithm to be performing a breadth-first search (BFS) of a tree of

⁶Denoting by T_1, T_2, \dots, T_e the output regular chains of $\text{Triangularize}(F)$ in Algorithm 2, a regular chain T_i is *generic* whenever we have: $W(T_i) \not\subseteq W(T_1) \cup \dots \cup W(T_{i-1}) \cup W(T_{i+1}) \cup \dots \cup W(T_e)$.

intersections of polynomials and regular chains. See Figure 2 for an example of this. The Lazard-Wu decomposition finds all paths of the tree that yield solutions of the input system. The Kalkbrener decomposition, however, cuts off branches of the tree for which the *height* of a regular chain, i.e., the number of polynomials in the chain, exceeds a certain bound.⁷ In this way, paths of the tree that exceed the height bound are “pruned”. In the analogy to BFS, Kalkbrener decomposition is similar to Dijkstra’s algorithm for finding optimal paths (where height is analogous to edge weight). For polynomial systems that are computationally expensive to solve, it is often the case that the Kalkbrener mode can use much less computing resources (CPU time, memory) than the Lazard-Wu mode.

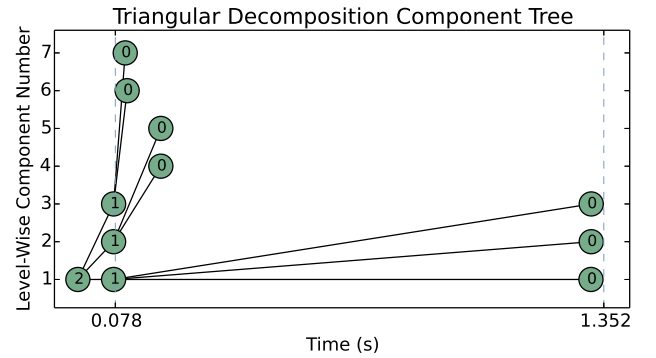


Figure 2: A tree of components from the splitting of computations through the $\text{TriangularizeLevel}$ algorithm run on a system of 2 polynomials in 2 variables. The label on each node represents the component’s dimension while the grid lines indicate the time at which each level was complete.

4 EXPLOITING CONCURRENCY IN TRIANGULAR DECOMPOSITION

The Triangularize algorithm is highly complex, both in time-complexity and in conceptual complexity. This can be seen from the flow graph in Figure 1 above. While all of the subroutines are greatly important to the algorithm we do not detail them here; for a more complete description see [6]. Here we illustrate how Triangularize and its subroutines hold opportunities for parallelism from an algorithmic point of view.

We begin in Section 4.1 by discussing the concurrency paradigms applicable to the Triangularize algorithm. The parallelization of the removal of redundant components and the Triangularize algorithm itself are then discussed in Sections 4.2 and 4.3, respectively.

4.1 The fork-join model, generators, and the producer-consumer pattern

There are many patterns common to parallel processing, algorithms, and programming; fork-join, map-reduce, and the stencil pattern are notable. Fork-join is an idiomatic pattern for parallel processing at the heart of many concurrency platforms such as CILK, OPENMP, and Intel *Threading Building Blocks* (TBB) [15].

⁷Specifically, this bound is given by the number m of input polynomials in F . That the height of chains can be used to prune branches follows from an application of *Krull’s height theorem* (see [6], for details).

The ubiquitous divide-and-conquer (DnC) algorithm design readily admits itself to parallelism using the fork-join model. Briefly, the *fork* divides work—and the program control flow—into multiple independent streams, each run in parallel, and then *joins* those streams at a synchronization point, before proceeding again serially. DnC, with its multiple recursive calls, lends itself to the fork-join model where the recursive calls can be forked and done in parallel.

Another common pattern in parallel processing—although rarely labelled directly as such—is generators. Indeed, generators are a more general term from computer programming to mean simply a special routine which can yield a sequence of values one a time rather than as a complete list. Consider the more common (in parallel processing) producer-consumer pattern [15]; in truth, this can be thought of as an *asynchronous generator* where yields in the generator are instead the producer pushing data to the shared queue. By implementing generators in a producer-consumer scheme concurrency is easy to achieve where both the generator (producer), and the caller to the generator (consumer), may run concurrently.

The next two sections detail our use of the fork-join model and these asynchronous generators to exploit possible parallelism.

4.2 Removing redundant components

To remove redundant components efficiently, we must address two issues: how to efficiently determine single inclusions, $W(T_i) \stackrel{?}{\subseteq} W(T_j)$; and how to efficiently remove redundant components from a large set. Both these issues are addressed in [20]. The first issue is addressed by using a heuristic algorithm for the inclusion test `IsNotIncluded`, which is very effective (removes most redundant components) in practice [see 20, pp. 166–169]. The large numbers of comparisons from a large set are handled efficiently by structuring the computation as a divide-and-conquer algorithm.

Given a set $\mathcal{T} = \{T_1, \dots, T_e\}$ of regular chains, Algorithm 3, `RemoveRedundantComponents`(\mathcal{T}), abbreviated `RRC`(\mathcal{T}), removes redundant chains by dividing \mathcal{T} into two subsets of approximately equal size and recursively calling `RRC` on these subsets to produce two irredundant sets of chains. These recursive calls are computed in parallel using the fork-join pattern. A second routine `MergeIrredundantLists` is then called, which, as the recursion unwinds, merges these sets into a single irredundant set. The base case of this recursion is a set of size 1, where no redundancies are possible.

The routine `MergeIrredundantLists`, given as Algorithm 4, works by first removing all chains from \mathcal{T}_1 that are included in some chain of \mathcal{T}_2 to produce a (possibly) smaller list \mathcal{T}'_1 . Then, all chains in \mathcal{T}_2 that are contained in \mathcal{T}'_1 are removed. Removal in each direction is accomplished by two nested loops, with the actual inclusion test performed by another routine `IsNotIncluded`(T_1, T_2), which returns **true** if T_1 is definitely not included in T_2 and **false** otherwise (inclusion does hold or inclusion relation cannot be determined).

Each for loop in `MergeIrredundantSets` is embarrassingly parallel, since each comparison test is independent. Hence, we make the outer for loop a **parallel_for** to take advantage of this. Though one could also parallelize the inner for loop, we find the amount of work at this lower level does not warrant the overhead of parallelism.

Algorithm 3: RemoveRedundantComponents(\mathcal{T})

Input: a finite list $\mathcal{T} = [T_1, \dots, T_e]$ of regular chains
Output: a list \mathcal{T}' of regular chains
if $e == 1$ **then return** $[T_1]$;
 $\ell = \lceil e/2 \rceil$;
 $\mathcal{T}_{\leq \ell} = [T_1, \dots, T_\ell]$; $\mathcal{T}_{> \ell} = [T_{\ell+1}, \dots, T_e]$;
spawn $\mathcal{T}_1 = \text{RemoveRedundantComponents}(\mathcal{T}_{\leq \ell})$;
 $\mathcal{T}_2 = \text{RemoveRedundantComponents}(\mathcal{T}_{> \ell})$;
sync;
 $\mathcal{T}' = \text{MergeIrredundantLists}(\mathcal{T}_1, \mathcal{T}_2)$;
return \mathcal{T}' ;

Algorithm 4: MergeIrredundantLists($\mathcal{T}_1, \mathcal{T}_2$)

Input: two finite lists \mathcal{T}_1 and \mathcal{T}_2 of regular chains
Output: a list of regular chains
 $\mathcal{T}'_1 = []$; $\mathcal{T}'_2 = []$;
parallel_for T_2 **in** \mathcal{T}_2 **do**
 for T_1 **in** \mathcal{T}_1 **do**
 if `IsNotIncluded`(T_1, T_2) **then** $\mathcal{T}'_1 \ += T_1$;
parallel_for T'_1 **in** \mathcal{T}'_1 **do**
 for T_2 **in** \mathcal{T}_2 **do**
 if `IsNotIncluded`(T_2, T'_1) **then** $\mathcal{T}'_2 \ += T_2$;
return \mathcal{T}'_2 ;

Algorithm 5: TriangularizeBubble(F)

Input: a finite set of polynomials F
Output: a set of regular chains such that the union of their zero sets is $V(F)$
 $\mathcal{T} = []$;
for T **in** `Triangularize`(F) **do**
 $\mathcal{T} \ += T$;
return `RemoveRedundantComponents`(\mathcal{T});

Algorithm 6: TriangularizeLevel(F)

Input: a finite set of polynomials $F = \{f_1, \dots, f_m\}$
Output: a set of regular chains such that the union of their zero sets is $V(F)$
 $\mathcal{T} = [\{\}];$
for $i = 1 \dots m$ **do**
 $e = |\mathcal{T}|$; $\mathcal{T}' = []$;
 parallel_for $i = 1 \dots e$ **do**
 $\mathcal{T}' \ += \text{Intersect}(f_i, \mathcal{T}[i])$;
 `RemoveRedundantComponents`($\mathcal{T}', \mathcal{T}$);
return \mathcal{T} ;

4.3 Triangularize: Bubble vs. Level

We saw in Section 3.3 that the decision of *when* to remove redundant components gives rise to two different versions of the Triangularize algorithm. We now discuss these algorithmic variants in more detail and describe their opportunities for concurrent computations.

The barrier-free Bubble strategy, given as Algorithm 5, puts off the removal of redundant components until after the top level call

to Intersect in Algorithm 2 has returned. The advantage of this approach for concurrency is that using asynchronous generators allows Intersect to yield components to the next higher level of Triangularize in the recursion stack, and thus allowing subsequent Intersect tasks to be run as early as possible. We only call RRC when the top level call to Triangularize has returned all components.

The barrier-using Level strategy, on the other hand, recognizes opportunities for speed-up by avoiding the repetition of expensive computations that redundant components can cause. The algorithm, given as Algorithm 6, takes advantage of the fact that the solution can be computed incrementally, intersecting one polynomial at a time with the components of the previous solution, and removes redundancies after each round of intersections. This is a barrier strategy because there is an enforced synchronization point at the end of each recursive call to Triangularize in Algorithm 2. Algorithm 6 realizes this by converting the recursion to an iteration.

The opportunities for concurrent computing are different in this case, tracing to the fact that each intersection of a polynomial and a component is independent. Accordingly, Algorithm 6 uses a `parallel_for` to execute the Intersect calls in parallel.

Both of these concurrency techniques describe our so-called “coarse-grained” parallelism. However, there is also the possibility for “fine-grained” parallelism in the subroutines of Intersect. As computations split within the subroutines, namely by Regularize (see Figure 1), each subroutine must pass data (i.e. components) as lists, essentially creating arbitrary synchronization points as the list accumulates. Much like the Bubble strategy, asynchronous generators and the producer-consumer scheme can be used to *stream* or *pipe* data between subroutines, allowing data to flow throughout the subroutines, and back to the Triangularize algorithm as quickly as possible in support of further coarse-grained parallelism.

5 IMPLEMENTATION

Our triangular decomposition algorithms are implemented in the Basic Polynomial Algebra Subprograms (BPAS) library [4]. The BPAS library is a free and open-source library for high performance polynomial operations including arithmetic, real root isolation, and now, polynomial system solving. The library is mainly written in C for performance, with a C++ wrapper interface for portability, object-oriented programming, and end-user usability. Parallelism is already employed in BPAS in its implementations of real root isolation [7], dense polynomial arithmetic [5], and FFT-based arithmetic for prime fields [8]. These implementations make use of the CILK extension of C/C++ for parallelism.

Our implementation of triangular decompositions follows that of [6] and of the *RegularChains* package of MAPLE. However, where the *RegularChains* package is written in the MAPLE scripting language, our implementation is written mainly in C, like many of our operations, so that we may finely control memory, data structures, and cache complexity to obtain better performance on modern computer architectures.

The parallelism exploited within our triangular decomposition algorithm (see Sections 4.2 and 4.3, and Algorithms 3, 4, 5, and 6) is realized by a mix of CILK and C++11 threads. The divide-and-conquer approach of RRC is easily parallelized directly using `cilk_spawn` and `cilk_sync` to implement the fork-join pattern.

As for *MergeIrredundantLists*, the nested iteration over both lists is embarrassingly parallel. We parallelize the outer loop with a simple `cilk_for` loop. Thanks to the efficient heuristic algorithm implementing *IsNotIncluded*, the inner loop presents little work to justify the overhead of parallelism.

Although it would be natural to use a `cilk_for` loop to implement the `parallel_for` in *TriangularizeLevel* (Algorithm 6), we noticed that a `cilk_for` loop did not allow for a *grain size* of 1, i.e., to allow one thread per loop iteration. Hence, for this coarse-grained parallelism we instead manually spawn $|\mathcal{T}| - 1$ threads, which each call Intersect on one component, while the main thread makes the final call to Intersect. For the coarse-grained parallelism of *TriangularizeBubble* (Algorithm 5), as well as the fine-grained parallelism used in both variations, we make use of custom asynchronous generators to implement an asynchronous producer-consumer pattern.

5.1 Asynchronous generators in C++11

Our implementation of asynchronous generators (*AsyncGenerator*) makes use of the standard C++11 *thread support library* to achieve an asynchronous producer-consumer pattern. This library includes `std::thread`—a wrapper of `pthread` on linux—and synchronization primitives like mutex and condition variables. We also make use of the standard C++11 *function object library* which attempts to make functions first-class objects in C++.

```

1  template <class Object>
2  class AsyncGenerator {
3
4  /* Create a generator from a function call. */
5  template<class Function, class... Args>
6  AsyncGenerator(Function&& f, Args&&... args);
7
8  /* Add a new object to the generator. */
9  virtual void generateObject(Object& obj) = 0;
10
11 /* Finalize the AsyncGenerator by declaring it has
12 finished generating all possible objects. */
13 virtual void setComplete() = 0;
14
15 /* Obtain the next generated Object, returning by reference.
16 returns false iff no more objects were available. */
17 virtual bool getNextObject(Object& obj) = 0;
18 };

```

Listing 1: The *AsyncGenerator* interface which implements an asynchronous producer-consumer pattern.

```

1  void Regularize(Poly& p, RC& T, AsyncGen<Poly,RC>& gen) {
2  /* ... */
3  gen.generateObject(next);
4  }
5
6  void IntersectFree(Poly& p, RC& T, AsyncGen<RC>& gen) {
7  AsyncGen<Poly,RC> regularRes(Regularize, p.initial(), T);
8  Poly,RC next;
9  while (regularRes.getNextObject(next)) { /* ... */ }
10 }

```

Listing 2: The general usage of *AsyncGenerator* in a producer-consumer scheme.

Listing 1 shows the simple interface of *AsyncGenerator* which is shared by both producer and consumer; it is templated by the *Object* to pass from producer to consumer. The general usage pattern of the *AsyncGenerator* is as follows:

- (1) the consumer constructs an *AsyncGenerator* using a function, and its arguments, to execute (the producer);

- (2) the `AsyncGenerator`, on construction, inserts itself into the function arguments;
- (3) the `AsyncGenerator` (possibly) spawns a thread on which to call the function;
- (4) the producer function produces output via its parameter `AsyncGenerator` and its `generateObject` method;
- (5) the consumer function uses the `getNextObject` method to consume objects.

The pseudo-code in Listing 2 shows this usage pattern in a producer-consumer scheme between `IntersectFree` and `Regularize`. Note that, since we wish to *stream* data between every subroutine of `Triangularize`, every subroutine is both a producer and a consumer.

We say that an `AsyncGenerator` may only possibly spawn a new thread due to some run-time optimizations. Where `AsyncGenerator` is used for the coarse-grained parallelism of `TriangularizeBubble` it always spawns a new thread to achieve good task-level parallelism. However, due to the highly recursive nature of `Triangularize`'s subroutines (see Figure 1) it would be unwise to always spawn a new thread. Hence, for the subroutines we use a static thread pool of `FunctionExecutorThreads`, rather than spawning new threads. These threads are initialized before the algorithm and run an event loop, waiting for functions to be passed to them to be executed.

The `AsyncGenerator` is flexible to the thread pool's shared usage in that it will call the function on the current thread if the pool is ever empty. This avoids shifting data to different threads for method calls which are deep in the call stacks, but does so at higher levels of the recursion where the pool is not yet empty and the parallelism is coarser. Despite this optimization, we still notice that the overhead of generators can sometimes negatively affect performance, particularly in the case of `TriangularizeLevel`. We discuss such performance aspects in the next section.

6 EXPERIMENTATION & DISCUSSION

We test the various configurations of our implementation by considering a suite of approximately 3000 real-world polynomial systems provided by MapleSoft. Many of the examples lack opportunities for parallelism as computations never split during their solving. We have therefore selected a subset of 340 systems which are either common examples from the literature, or show potential for parallelism based on computations splitting. The experiments were run on a node with 2x6-core Intel Xeon X5650 processors at 2.67GHz with 32KB L1 data cache, 256KB L2 cache, 12288KB L3 cache, and 48 GB of DDR3 RAM at 1333MHz.

We tested the selected systems on 12 different configurations: (Level vs. Bubble algorithm) \times (Lazard-Wu vs. Kalkbrener decomposition) \times (serial (S), coarse-grained (C) or coarse- and fine-grained (C+F) parallelism). We call one of serial, coarse-grained, or coarse- and fine-grained, the *parallel configuration*. See Section 4.3 for details on the specifics of each type of parallelism.

Consider first the serial performance of the Level and Bubble algorithms for both Lazard-Wu (Table 1a) and Kalkbrener (Table 1b) decomposition, to highlight their algorithmic differences. Recall from Section 3 that Level prevails over Bubble in systems with many redundant components, while Kalkbrener decomposition can be much faster than Lazard-Wu decomposition when deep levels

of recursion are avoided. These tables show that in some examples, such as John5, the Kalkbrener times can be dramatically faster thanks to avoiding expensive, deep recursive calls. We can also see in systems Reif, Sys2161, and Sys2880, that the intermediate removal of redundant components provided by the Level algorithm dramatically improves performance. The systems 8-3-config-Li and Sys3258 show an interesting variant of this; Lazard-Wu decomposition sees a significant benefit from removing intermediate redundant components (i.e. Level), but this does not occur in the Kalkbrener decomposition where redundant components, and even whole branches, can be avoided thanks to the height bound.

The remaining table, Table 2, and the histogram plots in Figure 3 illustrate patterns in the 340 examples examined. Specifically, Table 2 shows a count of how many systems were solved most quickly in a particular parallel configuration, depending on the variant of the `Triangularize` algorithm and decomposition method used. The histograms show the number of systems as a function of speed-up factor and runtime for a particular variant of the `Triangularize` algorithm, decomposition method and parallel configuration (the best overall parallel configuration of the three is shown).

Briefly, we see that `TriangularizeBubble` admits more parallelism than `TriangularizeLevel` and that solving in the Kalkbrener sense is more receptive to our parallelization. That is to say, they benefit more often from the parallelism, in particular, from the addition of fine-grained. Both of these can be seen from an upward shift of the density in the plots and the counts presented in Table 2 (Bubble to Level, left-to-right, and Lazard-Wu to Kalkbrener up-to-down). We also see that `TriangularizeLevel` has fewer slow-downs overall. We attribute this to the lack of overhead and contention caused by the fine-grained parallelism, as we now explain.

6.1 Parallel Performance: Bubble vs. Level

The level-wise computation of `TriangularizeLevel` presents challenges for parallelism as it creates several synchronization points when it intermittently calls `RemoveRedundantComponents`. This is an important optimization to the triangular decomposition algorithm (as we have already seen from the systems Reif, Sys2161, and Sys2880 in Table 1) but is detrimental to parallelism, particularly where the coarse-grained parallelism (i.e. the branches of computation) is unbalanced at a particular level. Table 2 shows that coarse-grained parallelism alone provides the best performance a majority of the time for the Level algorithm. By the multiple synchronizations required from the Level method, the benefit of components asynchronously bubbling up from the subroutines via generators has no benefit to coarse-grained parallelism. That being said, the use of generators may still help subroutines work in parallel, reducing the amount of time to compute, say, a single branch that dominates the running time at a particular level. Effectively, it is helping to load-balance the coarse-grained tasks. Where Kalkbrener decompositions can be naturally more balanced, due to their avoidance of deep recursive calls, we see from Table 2 fine-grained parallelism helps coarse-grained parallelism only 22% of the time. Meanwhile, for Lazard-Wu decompositions, fine-grained parallelism helps the computation 37% of the time.

`TriangularizeBubble`, in contrast, lacks synchronization points. Further, the producer-consumer scheme between `Intersect` and

System Name	Level			Bubble		
	S. Time	C	C+F	Time	C	C+F
8-3-config-Li	39.267	1.78	1.79	43.256	1.35	1.35
Hairer-2-BGK	13.763	2.24	2.27	13.481	1.75	1.73
John5	69.622	1.08	1.08	68.222	1.05	1.04
Lazard-ascm2001	17.247	1.56	1.51	18.212	1.23	1.23
Liu-Lorenz	25.598	1.44	1.42	25.208	1.37	1.36
Mehta2	16.314	1.54	1.49	15.793	1.11	1.11
Morgenstein	11.909	1.52	1.53	12.550	0.99	0.98
Reif	74.327	2.42	2.44	346.986	3.19	3.18
Xia	8.110	1.3	1.31	8.177	1.1	1.1
Sys2161	6.737	2.03	2.0	26.266	3.41	3.54
Sys2880	12.036	2.01	1.96	77.805	2.72	2.72
Sys3054	13.684	2.21	2.25	13.622	1.75	1.78
Sys3064	17.140	1.55	1.59	18.072	1.21	1.21
Sys3068	25.985	1.5	1.46	25.206	1.31	1.36
Sys3073	11.952	1.53	1.54	12.552	0.99	0.98
Sys3170	8.149	1.3	1.27	8.171	1.08	1.08
Sys3185	16.852	1.67	1.7	15.932	1.11	1.11
Sys3238	13.697	2.23	2.25	13.545	1.76	1.77
Sys3258	38.806	1.44	1.5	45.062	1.19	1.19
Sys3306	17.239	1.57	1.56	18.149	1.22	1.21

(a) Lazard-Wu

System Name	Level			Bubble		
	S. Time	C	C+F	Time	C	C+F
8-3-config-Li	24.323	1.49	1.49	24.153	1.06	1.39
Hairer-2-BGK	13.539	2.24	2.22	13.408	1.39	1.78
John5	8.112	1.02	1.04	8.138	0.88	0.99
Lazard-ascm2001	9.295	1.52	1.66	9.967	0.92	1.27
Liu-Lorenz	25.120	1.4	1.46	25.239	1.25	1.37
Mehta2	11.123	1.76	1.71	11.522	0.95	1.19
Morgenstein	5.989	1.27	1.34	6.083	0.8	0.99
Reif	74.261	2.41	2.43	346.306	3.05	3.18
Xia	3.834	1.06	1.14	3.878	0.85	0.98
Sys2161	6.714	2.01	2.09	26.213	3.35	3.49
Sys2880	12.124	1.96	2.08	77.800	2.49	2.69
Sys3054	13.568	2.25	2.28	13.510	1.38	1.77
Sys3064	9.295	1.66	1.66	9.997	0.94	1.17
Sys3068	25.723	1.13	1.45	25.331	1.28	1.08
Sys3073	5.946	1.26	1.38	6.115	0.83	0.99
Sys3170	3.836	1.06	1.12	3.898	0.82	0.99
Sys3185	11.246	1.8	1.81	11.471	0.93	1.19
Sys3238	13.531	2.23	2.2	13.459	1.36	1.77
Sys3258	13.071	1.4	1.43	13.753	0.93	1.13
Sys3306	9.316	1.67	1.7	9.964	0.95	1.17

(b) Kalkbrener

Table 1: Some non-trivial examples solved in either the Lazard-Wu or Kalkbrener sense, with their serial runtime and speed-up factors for different parallel configurations.

		Bubble	Level
<i>Lazard-Wu</i>	S	10	4
	C	181	211
	C+F	149	122
<i>Kalkbrener</i>	S	15	6
	C	3	260
	C+F	323	73

Table 2: For each configuration of Lazard-Wu/Kalkbrener and Bubble/Level, the number of systems which are solved fastest by each parallel configuration.

Triangularize (i.e. the coarse-grained parallelism) aligns directly with the producer-consumer scheme of the underlying subroutines (i.e. generators, the fine-grained parallelism). One could say that flow of data in the low-level routines allows components to “bubble up” to Triangularize earlier than they normally could, promoting further coarse-grained parallelism. Hence, the bubble method is generally more admissible to parallelization.

Considering all of this, there is no clear best configuration for solving problems in general. The experimental data presented here bears the same information. We can, however, observe some trends. From Table 2 we see that, for Bubble, C+F is the clear winner for Kalkbrener decompositions. Lazard-Wu decompositions see mixed results using this algorithm. For Lazard-Wu decompositions it is more likely that computations will proceed to deeper levels of recursion, which can, in some instances, consume all threads available in the thread pool (see Section 5.1) and can cause other (coarse-grained) branches to effectively be serial in their calls to subroutines. Thus, in the cases where deep recursion does not occur, the computation can indeed benefit from the fine-grained parallelism to start a different—and hopefully intensive—computation as early as

possible. In contrast, the tree-pruning nature of Kalkbrener decompositions make them less likely to reach deep levels of recursion and thus see a better benefit from the subroutine generators.

7 CONCLUSIONS AND FUTURE WORK

Triangular decomposition of polynomial systems presents an interesting challenge to parallel processing. The algorithm’s ability to work concurrently does not depend on the algorithm itself but rather on the problem instance. Despite this we have presented two different parallel algorithms for triangular decomposition which are adaptive to the geometry of the problem currently being solved.

The Bubble algorithm admits the best parallelism, where coarse- and fine-grained parallelism via asynchronous generators work together for further task parallelism. However, this method can be hindered by redundant components. The Level algorithm fixes the issue with redundant components but is hindered by decreased parallelism via multiple synchronization points. In either case, fine-grained parallelism is only so effective. Likely, data movement between threads is a limiting factor; polynomials, and thus regular chains, can be very large objects, particularly due to the *expression swell* common in many symbolic computations.

Despite these limitations we have performed parallel triangular decompositions on hundreds of real-world systems and have obtained speed-up factors up to 8 on a 12-core machine. In the future we hope to build on this success. We hope to devise a scheme which intermittently removes redundant components but does so without requiring synchronization; a mixture of both Level and Bubble. This method would likely follow a dynamic tree-pruning technique (beyond the pruning resulting from Kalkbrener decompositions). We also hope to determine better strategies for dynamically deciding between serial and asynchronous use of the low-level generators.

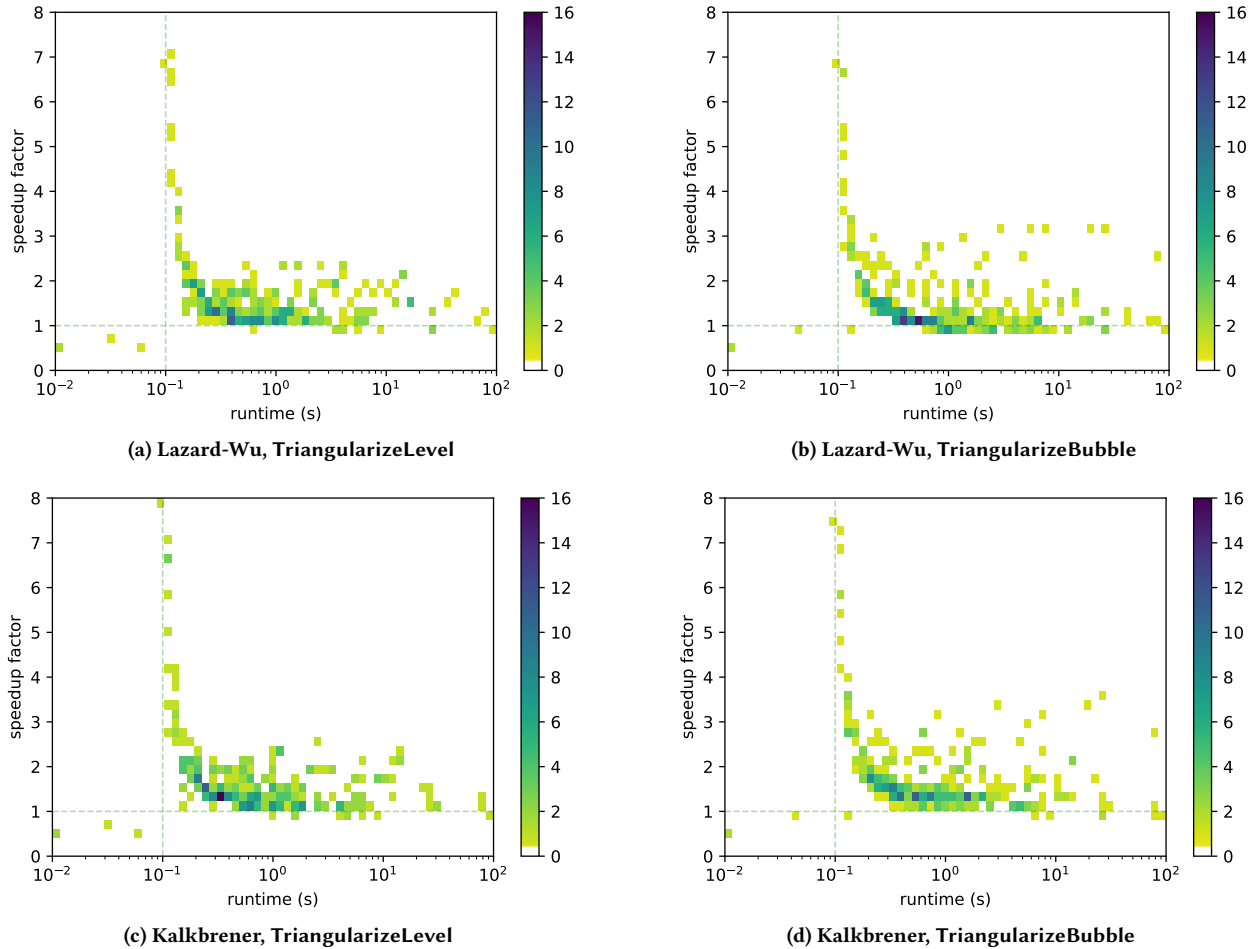


Figure 3: Histograms illustrating the distribution of runtime and speed-up factor of 340 examples solved by one choice of Lazard-Wu/Kalkbrener and one choice of TriangularizeLevel/TriangularizeBubble. These configurations show and use only coarse-grained parallelism—except (d) which also uses fine-grained—as this was the overall best configuration for speed-up.

Acknowledgements

The authors would like to thank IBM Canada Ltd (CAS project 880) and NSERC of Canada (CRD grant CRDPJ500717-16).

REFERENCES

- [1] G. Attardi and C. Traverso. 1996. Strategy-Accurate Parallel Buchberger Algorithms. *J. Symbolic Computation* 22 (1996), 1–15.
- [2] B. Buchberger. 1987. The parallelization of critical-pair/completion procedures on the L-Machine. In *Proc. of the Jap. Symp. on functional programming*. 54–61.
- [3] Reinhard Bündgen, Manfred Göbel, and Wolfgang Küchlin. 1994. A fine-grained parallel completion procedure. In *Proceedings of ISSAC*. ACM, 269–277.
- [4] C. Chen, S. Covanov, F. Mansouri, M. Moreno Maza, N. Xie, and Y. Xie. 2014. The Basic Polynomial Algebra Subprograms. In *ICMS 2014 Proceedings*. 669–676.
- [5] C. Chen, S. Covanov, F. Mansouri, M. Moreno Maza, N. Xie, and Y. Xie. 2016. Parallel Integer Polynomial Multiplication. *CoRR* abs/1612.05778 (2016).
- [6] C. Chen and M. Moreno Maza. 2012. Algorithms for computing triangular decomposition of polynomial systems. *J. Symb. Comput.* 47, 6 (2012), 610–642.
- [7] C. Chen, M. Moreno Maza, and Y. Xie. 2011. Cache Complexity and Multicore Implementation for Univariate Real Root Isolation. *J. of Physics: Conference Series* 341 (2011), 12.
- [8] S. Covanov, D. Mohajerani, M. Moreno Maza, and L. Wang. 2019. Big Prime Field FFT on Multi-core Processors. In *ISSAC*. ACM, to appear.
- [9] J. Della Dora, C. Dicrescenzo, and D. Duval. 1985. About a new method for computing in algebraic number fields. In *Eur. Conf. on Comp. Alg.* 289–290.
- [10] J. C. Faugere. 1994. Parallelization of Gröbner Basis. In *Parallel Symbolic Computation PASCO 1994 Proceedings*, Vol. 5. World Scientific, 124.
- [11] M. Gastineau and J. Laskar. 2013. Highly Scalable Multiplication for Distributed Sparse Multivariate Polynomials on Many-Core Systems. In *CASC*. 100–115.
- [12] M. Gastineau and J. Laskar. 2015. Parallel sparse multivariate polynomial division. In *Proceedings of PASCO 2015*. 25–33.
- [13] X. Li, M. Moreno Maza, and É. Schost. 2009. Fast arithmetic for triangular sets: From theory to practice. *J. Symb. Comput.* 44, 7 (2009), 891–907.
- [14] Marc Moreno Maza and Yuzhen Xie. 2007. Component-level parallelization of triangular decompositions. In *PASCO 2007 Proceedings*. ACM, 69–77.
- [15] M. McCool, J. Reinders, and A. Robison. 2012. *Structured parallel programming: patterns for efficient computation*. Elsevier.
- [16] M. Monagan and R. Pearce. 2010. Parallel sparse polynomial division using heaps. In *Proceedings of PASCO 2010*. ACM, 105–111.
- [17] M. B. Monagan and R. Pearce. 2009. Parallel sparse polynomial multiplication using heaps. In *ISSAC*. 263–270.
- [18] M. Moreno Maza. 2000. *On triangular decompositions of algebraic varieties*. Technical Report. Citeseer.
- [19] B. D. Saunders, H. R. Lee, and S. K. Abdali. 1989. A parallel implementation of the cylindrical algebraic decomposition algorithm. In *ISSAC*, Vol. 89. 298–307.
- [20] Y. Xie. 2007. *Fast Algorithms, Modular Methods Parallel Approaches and Software Engineering for Solving Polynomial Systems Symbolically*. Ph.D. Dissertation.