

RKHSMetaMod: An R package to estimate the Hoeffding decomposition of a complex model by solving RKHS ridge group sparse optimization problem*

HALALEH KAMARI, SYLVIE HUET, MARIE-LUCE TAUPIN

September 24, 2021

Abstract

In this paper, we propose an R package, called **RKHSMetaMod**, that implements a procedure for estimating a meta-model of a complex model. The meta-model approximates the Hoeffding decomposition of the complex model and allows us to perform sensitivity analysis on it. It belongs to a reproducing kernel Hilbert space that is constructed as a direct sum of Hilbert spaces. The estimator of the meta-model is the solution of a penalized empirical least-squares minimization with the sum of the Hilbert norm and the empirical L^2 -norm. This procedure, called RKHS ridge group sparse, allows both to select and estimate the terms in the Hoeffding decomposition, and therefore, to select and estimate the Sobol indices that are non-zero. The **RKHSMetaMod** package provides an interface from R statistical computing environment to the C++ libraries **Eigen** and **GSL**. In order to speed up the execution time and optimize the storage memory, except for a function that is written in R, all of the functions of this package are written using the efficient C++ libraries through **RcppEigen** and **RcppGSL** packages. These functions are then interfaced in the R environment in order to propose a user-friendly package.

Keywords: Meta model, Hoeffding decomposition, Ridge Group Sparse penalty, Reproducing Kernel Hilbert Spaces.

1 Introduction

Consider a phenomenon described by a model m depending on d input variables $X = (X_1, \dots, X_d)$. This model m from \mathbb{R}^d to \mathbb{R} may be a known model that is calculable in all points of X , i.e. $Y = m(X)$, or it may be an unknown regression model defined as follows:

$$Y = m(X) + \varepsilon, \quad (1)$$

where the error ε is assumed to be centered with a finite variance, i.e. $E(\varepsilon) = 0$ and $\text{var}(\varepsilon) < \infty$. The components of X are independent with a known law $P_X = \prod_{a=1}^d P_{X_a}$ on \mathcal{X} , a subset of \mathbb{R}^d . The number d of components of X may be large. The model m may present high complexity as strong non-linearities and high order interaction effects, and it is assumed to be square-integrable, i.e. $m \in L^2(\mathcal{X}, P_X)$. Based on the data points $\{(X_i, Y_i)\}_{i=1}^n$, we estimate a meta-model that approximates the Hoeffding decomposition of m . This meta-model belongs to a reproducing kernel Hilbert space (RKHS), which is constructed as a direct sum of the Hilbert spaces leading to an additive decomposition including variables and interactions between them (Durrande, Ginsbourger, Roustant, and Carraro 2013). The estimator of the meta-model is calculated by minimizing an empirical least-squares criterion penalized by the sum of two penalty terms: the Hilbert norm and the empirical norm (Huet and Taupin 2017). This procedure allows us to select the subsets of variables X_1, \dots, X_d that contribute to predict Y . The estimated meta-model is used to perform sensitivity analysis, and therefore, to determine the influence of each variable and groups of them on the output variable Y .

In the classical framework of sensitivity analysis, $m(X)$ is calculable in all points of X . In this framework, one may use the method of (Sobol 1993) for variance-based methods of global sensitivity analysis in order to perform sensitivity analysis on m . Let us briefly introduce this method: The independency between the

*Halaleh Kamari, Université Paris-Saclay, France, ©, Sylvie Huet, INRAE, France, ©, Marie-Luce Taupin, Université © Evry Val d'Essonne, France, ©.

components of X leads to write the function m according to its Hoeffding decomposition ((Sobol 1993), (Van der Vaart 1998)):

$$m(X) = m_0 + \sum_{a=1}^d m_a(X_a) + \sum_{a < a'} m_{a,a'}(X_a, X_{a'}) + \dots + m_{1,\dots,d}(X). \quad (2)$$

The terms in this decomposition are defined in terms of the conditional expected values:

$$\begin{aligned} m_0 &= E_X(m(X)), \quad m_a(X_a) = E_X(m(X)|X_a) - m_0; \\ m_{a,a'}(X_a, X_{a'}) &= E_X(m(X)|X_a, X_{a'}) - m_a(X_a) - m_{a'}(X_{a'}) - m_0, \dots \end{aligned}$$

These terms are known as the constant term, main effects, interactions of order two and so on. Let \mathcal{P} be the set of all subsets of $\{1, \dots, d\}$ with dimension 1 to d . For all $v \in \mathcal{P}$ and $X \in \mathcal{X}$, let X_v be the vector with components X_a , $a \in v$. For a set A let $|A|$ be its cardinality, and for all $v \in \mathcal{P}$, let $m_v : \mathbb{R}^{|v|} \rightarrow \mathbb{R}$ be the function associated with X_v in Equation (2). Then Equation (2) can be expressed as follows:

$$m(X) = m_0 + \sum_{v \in \mathcal{P}} m_v(X_v). \quad (3)$$

This decomposition is unique, all the terms m_v , $v \in \mathcal{P}$ are centered, and they are orthogonal with respect to $L^2(\mathcal{X}, P_X)$. The function m as well as all the functions m_v in Equation (3) are square-integrable. As any two terms of decomposition (3) are orthogonal, by squaring (3) and integrating it with respect to the distribution of X , a decomposition of the variance of $m(X)$ is obtained as follows:

$$\text{var}(m(X)) = \sum_{v \in \mathcal{P}} \text{var}(m_v(X_v)). \quad (4)$$

The Sobol indices associated with the group of variables X_v , $v \in \mathcal{P}$ are defined by:

$$S_v = \frac{\text{var}(m_v(X_v))}{\text{var}(m(X))}. \quad (5)$$

For each v , S_v expresses the fraction of variance of $m(X)$ explained by X_v . For all $v \in \mathcal{P}$, when $|v| = 1$, the S_v s are referred to as the first order indices. When $|v| = 2$, i.e. $v = \{a, a'\}$ and $a \neq a'$, they are referred to as the second order indices or the interaction indices of order two (between X_a and $X_{a'}$). And the same holds for $|v| > 2$.

The total number of the Sobol indices to be calculated is equal to $|\mathcal{P}| = 2^d - 1$, which raises exponentially with the number d of the input variables. When d is large, the evaluation of all the indices can be computationally too demanding and even not reachable. For this reason, only the indices of order not higher than two are calculated in practice. However, only the first and second order indices may not provide a good information on the model sensitivities. In order to provide better information on the model sensitivities, (Homma and Saltelli 1996) proposed to calculate the first order and the total indices defined as follows: Let $\mathcal{P}_a \subset \mathcal{P}$ be the set of all the subsets of $\{1, \dots, d\}$ including a , then $S_{T_a} = \sum_{v \in \mathcal{P}_a} S_v$. For all $a \in \{1, \dots, d\}$, S_{T_a} denotes the total effect of X_a . It expresses the fraction of variance of $m(X)$ explained by X_a alone and all the interactions of it with the other variables.

The total indices allow us to rank the input variables with respect to the amount of their effect on the output variable. However, they do not provide complete information on the model sensitivities as do all the Sobol indices.

The classical computation of the Sobol indices is based on the Monte Carlo methods (see for example: (Sobol 1993) for the main effect and interaction indices, and (Saltelli 2002) for the main effect and total indices). For models that are expensive to evaluate, the Monte Carlo methods lead to a high computational burden. Moreover, in the case where d is large, m is complex and the calculation of the variances (see Equation (4)) is numerically complicated or not possible (as in the case where the model m is unknown) the methods described above are not applicable.

Another method is to approximate m by a simplified model, called a meta-model, which is much faster to evaluate and to perform sensitivity analysis on it. A meta-model provides additional information than just scalar indices. It provides the approximations of the Sobol indices of m at a lower computational cost and also a deeper view of the input variables effects on the model output. Among the meta-modelling methods

proposed in the literature, the expansion based on polynomial Chaos ((Wiener 1938), (Schoutens 2000)) can be used to approximate the Hoeffding decomposition of m ((Sudret 2008)). The principle of the polynomial Chaos is to project m onto a basis of orthonormal polynomials. The polynomial Chaos expansion of m is written as ((Soize and Ghanem 2004)):

$$m(X) = \sum_{j=0}^{\infty} h_j \phi_j(X), \quad (6)$$

where $\{h_j\}_{j=0}^{\infty}$ are the coefficients, and $\{\phi_j\}_{j=0}^{\infty}$ are the multivariate orthonormal polynomials associated with X which are determined according to the distribution of the components of X . In practice, expansion (6) shall be truncated for computational purposes, and the model m may be approximated by $\sum_{j=0}^{v_{max}} h_j \phi_j(X)$, where v_{max} is determined using a *truncation scheme*. In this approach, the Sobol indices are obtained by summing up the squares of the suitable coefficients.

(Blatman and Sudret 2011) proposed a method for truncating the polynomial Chaos expansion and an algorithm based on the least angle regression for selecting the terms in the expansion.

In this method, according to the distribution of the components of X , a unique family of orthonormal polynomials $\{\phi_j\}_{j=0}^{\infty}$ is determined. However, this family may not be necessarily the best functional basis to approximate m well.

Another method to construct meta-models is the Gaussian Process (GP) modelling ((Welch, Buck, Sacks, Wynn, Mitchell, and Morris 1992), (Oakley and O'Hagan 2004), (Kleijnen 2007; Kleijnen 2009), (Marrel, Iooss, Laurent, and Roustant 2009), (Durrande, Ginsbourger, and Roustant 2012), (Le Gratiet, Cannamela, and Iooss 2014)). The principle is to consider that the prior knowledge about the function $m(X)$, can be modelled by a GP $\mathcal{Z}(X)$ with a mean $m_{\mathcal{Z}}(X)$ and a covariance kernel $k_{\mathcal{Z}}(X, X')$. To perform sensitivity analysis from a GP model, one may replace the true model $m(X)$ with the mean of the conditional GP and deduce the Sobol indices from it.

A review on the meta-modelling based on polynomial Chaos and GP is presented in (Le Gratiet, Marelli, and Sudret 2017).

(Durrande, Ginsbourger, Roustant, and Carraro 2013) considered a class of the functional approximation methods similar to the GP and obtained a meta-model that satisfies the properties of the Hoeffding decomposition. They proposed to approximate m by functions belonging to a RKHS \mathcal{H} which is a direct sum of the Hilbert spaces and is constructed in a way that the projection of m onto \mathcal{H} , denoted f^* , is an approximation of the Hoeffding decomposition of m . The function f^* is defined as the minimizer over the functions $f \in \mathcal{H}$ of the criterion $E_X(m(X) - f(X))^2$.

Let $\langle \cdot, \cdot \rangle_{\mathcal{H}}$ be the scalar product in \mathcal{H} , let also k and k_v be the reproducing kernels associated with the RKHS \mathcal{H} and the RKHS \mathcal{H}_v , respectively. The properties of the RKHS \mathcal{H} insures that any function $f \in \mathcal{H}$, $f : \mathcal{X} \subset \mathbb{R}^d \rightarrow \mathbb{R}$ is written as the following decomposition:

$$f(X) = \langle f, k(X, \cdot) \rangle_{\mathcal{H}} = f_0 + \sum_{v \in \mathcal{P}} f_v(X_v), \quad (7)$$

where f_0 is constant, and $f_v : \mathbb{R}^{|v|} \rightarrow \mathbb{R}$ is defined by $f_v(X) = \langle f, k_v(X, \cdot) \rangle_{\mathcal{H}}$.

For all $v \in \mathcal{P}$, the functions $f_v(X_v)$ are centered and for all $v \neq v'$, the functions $f_v(X_v)$ and $f_{v'}(X_{v'})$ are orthogonal with respect to $L^2(\mathcal{X}, P_X)$. Therefore, the decomposition of the function f presented in Equation (7) is its Hoeffding decomposition. As the function f^* belongs to the RKHS \mathcal{H} , it is decomposed as its Hoeffding decomposition:

$$f^* = f_0^* + \sum_{v \in \mathcal{P}} f_v^*, \quad (8)$$

and each function f_v^* approximates the function m_v in Equation (3). As mentioned earlier, in decomposition (8), we have $|\mathcal{P}| = 2^d - 1$ terms f_v^* to be estimated, which may be huge since it rises very quickly by increasing d . In order to deal with this problem, in the regression framework, one may estimate f^* by a sparse meta-model $\hat{f} \in \mathcal{H}$. To this end, the estimation of f^* is done on the basis of n observations by minimizing a least-squares criterion suitably penalized in order to deal with both the non-parametric nature of the problem and the possibly large number of functions that have to be estimated. Note that in the classical framework of the sensitivity analysis, where $m(X)$ is calculable in all points X , one may calculate a sparse approximation of f^* using least-squares penalized criterion as it is done in the non-parametric regression framework. In order to obtain a sparse solution of a minimization problem, the penalty function should enforce the sparsity. There exists various ways of enforcing sparsity for a minimization

(maximization) problem, see for example (Hastie, Tibshirani, and Wainwright 2015) for a review. Some methods, such as the Sparse Additive Models (SpAM) procedure ((Ravikumar, Lafferty, Liu, and Wasserman 2009), (Liu, Wasserman, and Lafferty 2009)) are based on a combination of the l_1 -norm with the empirical L^2 -norm: $\|f\|_{n,1} = \sum_{a=1}^d \|f_a\|_n$, where $\|f_a\|_n^2 = \sum_{i=1}^n f_a^2(X_{ai})/n$, is the squared empirical L^2 -norm of the univariate function f_a . The Component Selection and Smoothing Operator (COSSO) method developed by (Lin and Zhang 2006) enforces sparsity using a combination of the l_1 -norm with the Hilbert norm: $\|f\|_{\mathcal{H},1} = \sum_{a=1}^d \|f_a\|_{\mathcal{H}_a}$. Instead of focusing on only one penalty term, one may consider a more general family of estimators, called *doubly penalized estimator*, which is obtained by minimizing a criterion penalized by the sum of two penalty terms. (Raskutti, Wainwright, and Yu 2009; Raskutti, Wainwright, and Yu 2012) proposed a *doubly penalized estimator*, which is the solution of the minimization of a least-squares criterion penalized by the sum of a sparsity penalty term and a combination of the l_1 -norm with the Hilbert norm:

$$\gamma\|f\|_{n,1} + \mu\|f\|_{\mathcal{H},1}, \quad (9)$$

where $\gamma, \mu \in \mathbb{R}$ are the tuning parameters that should be suitably chosen.

(Meier, van de Geer, and Bühlmann 2009) proposed a related family of estimators, based on the penalization with the empirical L^2 -norm. Their penalty function is the sum of the sparsity penalty term, $\|f\|_{n,1}$, and a smoothness penalty term. (Huet and Taupin 2017) considered the same approximation functional spaces as (Durrande, Ginsbourger, Roustant, and Carraro 2013), and obtained a *doubly penalized estimator* of a meta-model which approximates the Hoeffding decomposition of m . Their estimator is the solution of the least-squares minimization penalized by the penalty function defined in Equation (9) adapted to the multivariate setting,

$$\gamma\|f\|_n + \mu\|f\|_{\mathcal{H}}, \quad \text{with } \|f\|_n = \sum_{v \in \mathcal{P}} \|f_v\|_n, \quad \|f\|_{\mathcal{H}} = \sum_{v \in \mathcal{P}} \|f_v\|_{\mathcal{H}_v}. \quad (10)$$

This procedure, called RKHS ridge group sparse, estimates the groups v that are suitable for predicting f^* , and the relationship between f_v^* and X_v for each group. The obtained estimator, called RKHS meta-model, is used then to estimate the Sobol indices of m . This approach renders it possible to estimate the Sobol indices for all groups in the support of the RKHS meta-model, including the interactions of possibly high order, a point known to be difficult in practice.

In this paper, we introduce an R package, called **RKHSMetaMod**, that implements the RKHS ridge group sparse procedure. This package deals with the input variables $X = (X_1, \dots, X_d)$ that are independent and uniformly distributed on $\mathcal{X} = [0, 1]^d$, i.e. $X \sim P_X = P_1 \times \dots \times P_d$, with P_a , $a = 1, \dots, d$ being the uniform law on the interval $[0, 1]$. It allows us to:

- (1) calculate the reproducing kernels and their associated Gram matrices (see Section 3.1),
- (2) implement the RKHS ridge group sparse procedure and a special case of it, called the RKHS group lasso procedure (when $\gamma = 0$ in the penalty function (10)), in order to estimate the terms f_v^* in the Hoeffding decomposition of the meta-model f^* leading to an estimation of the function m (see Section 3.2),
- (3) choose the tuning parameters μ and γ (see Equation (10)), using a procedure that leads to obtain the *best* RKHS meta-model in terms of the prediction quality,
- (4) estimate the Sobol indices of the function m (see Section 2.4).

Related existing statistical packages to **RKHSMetaMod** include:

- the packages which implement the sensitivity analysis methods such as **SAFE** (Pianosi, Sarrazin, and Wagener 2015) and **sensitivity** (Iooss, Veiga, Janon, and Pujol 2020). **SAFE** (Sensitivity Analysis For Everybody) is a Matlab toolbox which concerns the application of global sensitivity analysis and implements several methods of global sensitivity analysis including the method of (Sobol 1993). The methods implemented in **SAFE** allow one to assess the robustness and convergence of sensitivity indices. The R package **sensitivity** is devoted to the sensitivity analysis methods, and thus it includes the implementation of the methods for numerical calculation of the Sobol indices. In particular, we can mention the implementation of the Kriging based global sensitivity analysis. The function **sobolGP** of the package **sensitivity** builds a Kriging based meta-model using the function **km** of the package **DiceKriging** (Roustant, Ginsbourger, and Deville 2012), and estimates its Sobol indices. This procedure

can also be done using the function `km` and the function `fast99` of the package `sensitivity` (see Section 4.5. of (Roustant, Ginsbourger, and Deville 2012)). In this case, the idea is once again to build a Kriging based meta-model using the function `km` and then estimate its Sobol indices using the function `fast99`. In both cases the true function is substituted by a Kriging based meta-model and then its Sobol indices are estimated. In function `sobolGP` the Sobol indices are estimated using Monte Carlo integration and in function `fast99` they are estimated using extended-FAST method (Saltelli, Tarantola, and Chan 1999). When dealing with large datasets and complex models, these methods may be very costly in terms of the computational time. In order to reduce the computational time, in the `RKHSMetaMod` package, we propose to use the empirical variances to estimate the Sobol indices (see Section 2.4). This procedure is very fast and provides the estimation of the Sobol indices in a very small amount of time. Besides, the estimation of the Sobol indices in the `RKHSMetaMod` package is done based on the RKHS meta-model which is a sparse estimator. It is beneficial since instead of calculating the Sobol indices of all groups $v \in \mathcal{P}$, only the Sobol indices associated with the active groups in the support of the RKHS meta-model are computed (see Section 2.4). Moreover, the functions `sobolGP` and `fast99` provide the estimation of the first order and the total Sobol indices only, while the procedure in the `RKHSMetaMod` package makes it possible to estimate the Sobol indices even of high order such as the interactions of order two, three, and so on.

- the packages which implement the meta-modelling approaches to estimate complex models such as `DACE` (Nielsen, Lophaven, and Søndergaard 2002), `BACCO` (Hankin 2005), `DiceKriging` and `DiceOptim` (Roustant, Ginsbourger, and Deville 2012), and `RobustGaSP` (Gu, Palomo, and Berger 2019). `DACE` (Design and Analysis of Computer Experiments) is a Matlab toolbox to construct a GP meta-model for a deterministic computer model based on possibly high dimensional data from a computer experiment. This package allows one to produce different GP models corresponding to the Exponential, Generalized exponential, Gaussian, Linear, Spherical and Cubic spline correlation functions. The maximum likelihood estimation of the parameters in a GP model is done based on an optimization algorithm which is a modified version of the *Hook & Jeeves* method (Kowalik and Osborne 1968). The R bundle `BACCO` (Bayesian Analysis of Computer Code Output) contains R packages `emulator` and `calibrator`, which implements the ideas of (Oakley and O’Hagan 2002) and (Kennedy and O’Hagan 2000), respectively. Package `emulator` interprets computer code output as a GP model, and more precisely allows one to construct a universal Kriging meta-model. Package `calibrator` includes methods to estimate the hyperparameters and parameters of the GP model and allows the integration of observational data into model calibration (so prediction) using formal Bayesian methods. `BACCO` considers one choice of priors and is limited to the Gaussian correlation function. `DiceKriging` and `DiceOptim` (Deep Inside Computer Experiments Kriging/Optim) are the R packages for Kriging based design and analysis of output of costly computer experiments. They consider several correlation functions such as Gaussian, Matérn, Exponential and Power-Exponential to construct different GP (Kriging) meta-models and allow one to deal with high dimensional data. The estimation of the parameters of the correlation functions in these packages relies on the global optimizer with gradient `genoud` algorithm of the package `rgenoud` (Mebane and Sekhon 2011). These packages do not implement any method of the sensitivity analysis themselves. However, some authors (see Section 4.5. of (Roustant, Ginsbourger, and Deville 2012) for example) perform sensitivity analysis on their estimated meta-models by employing the functions of the package `sensitivity`. The R package `RobustGaSP` (Robust Gaussian Stochastic Process) allows one to approximate a complex function by a GP meta-model. This package implements marginal posterior mode estimation of the GP model parameters. The estimation method in this package insures the robustness of the parameter estimation in the GP model, and allows one also to identify input variables that have no effect on the variability of the function under study.
- the packages which implement the meta-modelling approaches as well as the sensitivity analysis methods such as `mlegp` (Dancik and Dorman 2008) and `UQLab` (Marelli and Sudret 2014). The R package `mlegp` (maximum likelihood estimates of Gaussian processes) obtains maximum likelihood estimates of GP model for the output of costly computer experiments. It considers only Gaussian correlation function and first degree polynomial trend to construct GP models. The sensitivity analysis methods implemented in this package include Functional Analysis of Variance (FANOVA) decomposition, plot functions to obtain diagnostic plots, main effects, and second order interactions. The prediction quality of the meta-model depends on the quality of the estimation of its parameters and more precisely the estimation of parameters in the correlation functions (Kennedy and O’Hagan 2000). The maximum

likelihood estimation of these parameters often produce unstable results, and as a consequence, the obtained meta-model may have an inferior prediction quality ((Gu, Wang, and Berger 2018), (Gu 2019)). **UQLab** (Uncertainty Quantification Lab) is a Matlab toolbox for sensitivity analysis which covers many related research fields to sensitivity analysis. For example, the meta-modelling based on the polynomial Chaos expansion and GP (Kriging) modelling as well as different methods to perform global sensitivity analysis can be done using this toolbox.

The **RKHSMetaMod** package is devoted to the meta-model estimation on the RKHS \mathcal{H} . It implements the convex optimization algorithms to calculate meta-models; provides the functions to calculate the prediction error of the obtained meta-models; performs the sensitivity analysis on the obtained meta-models and more precisely calculate their Sobol indices. The convex optimization algorithms used in this package are all written using C++ libraries, and are adapted to take into account the problem of high dimensionality in this context. This package is available from the Comprehensive R Archive Network (CRAN) at <https://cran.r-project.org/web/packages/RKHSMetaMod/>.

The organization of the paper is as follows: In the next Section, we describe the estimation method. In Section 3, we present in details the algorithms used in the **RKHSMetaMod** package to obtain the RKHS meta-model. In Section 4, an overview of the package functions as well as a brief documentation of them are given. Section 5 includes two parts: In the first part, Section 5.1, the performance of the **RKHSMetaMod** package functions is validated through a simulation study. In the second part, Section 5.2, the comparison in terms of the predictive accuracy, between the RKHS meta-model and the Kriging based meta-models from **RobustGaSP** (Gu, Palomo, and Berger 2019) and **DiceKriging** (Roustant, Ginsbourger, and Deville 2012) packages are given through two examples.

2 Estimation method

In this Section we present: the RKHS ridge group sparse and the RKHS group lasso procedures (see 2.1), the method of (Durrande, Ginsbourger, Roustant, and Carraro 2013) to construct the RKHS \mathcal{H} (see 2.2), the strategy of choosing the tuning parameters in the RKHS ridge group sparse algorithm (see 2.3), and the calculation of the empirical Sobol indices of the RKHS meta-model (see 2.4).

2.1 RKHS ridge group sparse and RKHS group lasso procedures

Let's denote by n the number of observations. The dataset consists of a vector of n observations $Y = (Y_1, \dots, Y_n)$, and a $n \times d$ matrix of features X with components $(X_{ai}, i = 1, \dots, n, a = 1, \dots, d) \in \mathbb{R}^{n \times d}$. For some tuning parameters $\gamma_v, \mu_v, v \in \mathcal{P}$, the RKHS ridge group sparse criterion is defined by,

$$\mathcal{L}(f) = \frac{1}{n} \sum_{i=1}^n \left(Y_i - f_0 - \sum_{v \in \mathcal{P}} f_v(X_{vi}) \right)^2 + \sum_{v \in \mathcal{P}} \gamma_v \|f_v\|_n + \sum_{v \in \mathcal{P}} \mu_v \|f_v\|_{\mathcal{H}_v}, \quad (11)$$

where X_v represents the matrix of variables corresponding to the v -th group, $X_v = (X_{vi}, i = 1, \dots, n, v \in \mathcal{P}) \in \mathbb{R}^{n \times |\mathcal{P}|}$, and where $\|f_v\|_n$ is the empirical L^2 -norm of f_v defined by the sample $\{X_{vi}\}_{i=1}^n$ as $\|f_v\|_n^2 = \sum_{i=1}^n f_v^2(X_{vi})/n$.

The penalty function in the criterion (11) is the sum of the Hilbert norm and the empirical norm, which allows us to select few terms in the additive decomposition of f over sets $v \in \mathcal{P}$. Moreover, the Hilbert norm favours the smoothness of the estimated $f_v, v \in \mathcal{P}$.

Let $\mathcal{F} = \{f : f = f_0 + \sum_{v \in \mathcal{P}} f_v, f_v \in \mathcal{H}_v, \|f_v\|_{\mathcal{H}_v} \leq r_v, r_v \in \mathbb{R}^+\}$ be the set of functions. Then the RKHS meta-model is defined by,

$$\hat{f} = \arg \min_{f \in \mathcal{F}} \mathcal{L}(f). \quad (12)$$

According to the Representer Theorem (Kimeldorf and Wahba 1970), the non-parametric functional minimization problem described above is equivalent to a parametric minimization problem. Indeed, the solution of the minimization problem (12) belonging to the RKHS \mathcal{H} is written as $f = f_0 + \sum_{v \in \mathcal{P}} f_v$, where for some matrix $\theta = (\theta_{vi}, i = 1, \dots, n, v \in \mathcal{P}) \in \mathbb{R}^{n \times |\mathcal{P}|}$ we have for all $v \in \mathcal{P}$,

$$f_v(\cdot) = \sum_{i=1}^n \theta_{vi} k_v(X_{vi}, \cdot), \text{ and } \|f_v\|_{\mathcal{H}_v}^2 = \sum_{i, i'=1}^n \theta_{vi} \theta_{vi'} k_v(X_{vi}, X_{vi'}). \quad (13)$$

Let $\|\cdot\|$ be the Euclidean norm in \mathbb{R}^n , and for each $v \in \mathcal{P}$, let K_v be the $n \times n$ Gram matrix associated with the kernel $k_v(\cdot, \cdot)$, i.e. $(K_v)_{i,i'} = k_v(X_{vi}, X_{vi'})$. Let also $K^{1/2}$ be the matrix that satisfies $t(K^{1/2})K^{1/2} = K$, and let \hat{f}_0 and $\hat{\theta}$ be the minimizers of the following penalized least-squares criterion:

$$C(f_0, \theta) = \|Y - f_0 I_n - \sum_{v \in \mathcal{P}} K_v \theta_v\|^2 + \sqrt{n} \sum_{v \in \mathcal{P}} \gamma_v \|K_v \theta_v\| + n \sum_{v \in \mathcal{P}} \mu_v \|K_v^{1/2} \theta_v\|.$$

Then the estimator \hat{f} defined in Equation (12) satisfies,

$$\hat{f}(X) = \hat{f}_0 + \sum_{v \in \mathcal{P}} \hat{f}_v(X_v) \text{ with } \hat{f}_v(X_v) = \sum_{i=1}^n \hat{\theta}_{vi} k_v(X_{vi}, X_v).$$

Remark 1. *The constraint $\|f_v\|_{\mathcal{H}_v} \leq r_v$ is crucial for theoretical properties, but the value of r_v is generally unknown and has no practical usefulness. In this package, it is not taken into account in the parametric minimization problem.*

For each $v \in \mathcal{P}$, let γ'_v and μ'_v be the weights that are chosen suitably. We define $\gamma_v = \gamma \times \gamma'_v$ and $\mu_v = \mu \times \mu'_v$ with $\gamma, \mu \in \mathbb{R}^+$.

Remark 2. *This formulation simplifies the choice of the tuning parameters since instead of tuning $2 \times |\mathcal{P}|$ parameters γ_v and μ_v , $v \in \mathcal{P}$, only two parameters γ and μ are tuned. Moreover, the weights γ'_v and μ'_v , $v \in \mathcal{P}$ may be of interest in practice. For example, one can take weights that increase with the cardinal of v in order to favour the effects with small interaction order between variables.*

For the sake of simplicity, in the rest of this paper for all $v \in \mathcal{P}$ the weights γ'_v and μ'_v are assumed to be set as one, and the RKHS ridge group sparse criterion is then expressed as follows:

$$C(f_0, \theta) = \|Y - f_0 I_n - \sum_{v \in \mathcal{P}} K_v \theta_v\|^2 + \sqrt{n} \gamma \sum_{v \in \mathcal{P}} \|K_v \theta_v\| + n \mu \sum_{v \in \mathcal{P}} \|K_v^{1/2} \theta_v\|. \quad (14)$$

By considering only the second part of the penalty function in the RKHS ridge group sparse criterion (14), i.e. by setting $\gamma = 0$, the RKHS group lasso criterion is obtained as follows:

$$C_g(f_0, \theta) = \|Y - f_0 I_n - \sum_{v \in \mathcal{P}} K_v \theta_v\|^2 + n \mu \sum_{v \in \mathcal{P}} \|K_v^{1/2} \theta_v\|, \quad (15)$$

which is a group lasso criterion (Yuan and Lin 2006) up to a scale transformation.

In the **RKHSMetaMod** package, the RKHS ridge group sparse algorithm is initialized using the solutions obtained by solving the RKHS group lasso algorithm. Indeed, the penalty function in the RKHS group lasso criterion (15) insures the sparsity in the solution. Therefore, for a given value of μ , by implementing the RKHS group lasso algorithm (see Section 3.2.1), a RKHS meta-model with few terms in its additive decomposition is obtained. The support and the coefficients of a RKHS meta-model which is obtained by implementing RKHS group lasso algorithm will be denoted by $\hat{S}_{\hat{f}_{\text{Group Lasso}}}$ and $\hat{\theta}_{\text{Group Lasso}}$, respectively. From now on the tuning parameter in the RKHS group lasso criterion will be denoted by:

$$\mu_g = \sqrt{n} \mu. \quad (16)$$

2.2 RKHS construction

We begin this Section with a brief introduction to the RKHS. Let \mathcal{H} be a Hilbert space of real valued functions on a set \mathcal{X} . The space \mathcal{H} is a RKHS if for all $X \in \mathcal{X}$ the evaluation functionals $L_X : \mathcal{H}(f) \rightarrow \mathbb{R}(f(X))$ are continuous. The Riesz representation Theorem ensures the existence of a unique element $k_X(\cdot)$ in \mathcal{H} verifying the property that $\forall X \in \mathcal{X}, \forall f \in \mathcal{H}, f(X) = L_X(f) = \langle f, k_X \rangle_{\mathcal{H}}$, where $\langle \cdot, \cdot \rangle_{\mathcal{H}}$ denotes the inner product in \mathcal{H} . It follows that for all $X, X' \in \mathcal{X}$, and $k_X(\cdot), k_{X'}(\cdot)$ in \mathcal{H} , we have $k_X(X') = L_{X'}(k_X) = \langle k_X, k_{X'} \rangle_{\mathcal{H}}$. This allows to define the reproducing kernel of \mathcal{H} as $k : \mathcal{X} \times \mathcal{X}((X, X')) \rightarrow \mathbb{R}(k_X(X'))$. The reproducing kernel $k(X, X')$ is positive definite since it is symmetric, and for any $n \in \mathbb{N}$, $\{X_i\}_{i=1}^n \in \mathcal{X}$ and $\{c_i\}_{i=1}^n \in \mathbb{R}$, we have:

$$\sum_{i=1}^n \sum_{j=1}^n c_i c_j k(X_i, X_j) = \sum_{i=1}^n \sum_{j=1}^n \langle c_i k(X_i, \cdot), c_j k(X_j, \cdot) \rangle_{\mathcal{H}} = \left\| \sum_{i=1}^n c_i k(X_i, \cdot) \right\|_{\mathcal{H}}^2 \geq 0.$$

For more background on RKHS, we refer to various standard references such as (Aronszajn 1950), (Saitoh 1988), and (Berlinet and Thomas-Agnan 2003).

In this work, the idea is to construct a RKHS \mathcal{H} such that any function f in \mathcal{H} is decomposed as its Hoeffding decomposition, and therefore, any function f in \mathcal{H} is a candidate to approximate the Hoeffding decomposition of m . To do so, the method of (Durrande, Ginsbourger, Roustant, and Carraro 2013) as described below is used.

Let $\mathcal{X} = \mathcal{X}_1 \times \dots \times \mathcal{X}_d$ be a subset of \mathbb{R}^d . For each $a \in \{1, \dots, d\}$, we choose a RKHS \mathcal{H}_a and its associated kernel k_a defined on the set $\mathcal{X}_a \subset \mathbb{R}$ such that the two following properties are satisfied:

- (i) $k_a : \mathcal{X}_a \times \mathcal{X}_a \rightarrow \mathbb{R}$ is $P_a \otimes P_a$ measurable,
- (ii) $E_{X_a} \sqrt{k_a(X_a, X_a)} < \infty$.

The property (ii) depends on the kernel k_a , $a = 1, \dots, d$ and the distribution of X_a , $a = 1, \dots, d$. It is not very restrictive since it is satisfied, for example, for any bounded kernel.

The RKHS \mathcal{H}_a can be decomposed as a sum of two orthogonal sub-RKHS, $\mathcal{H}_a = \mathcal{H}_{0a} \overset{\perp}{\oplus} \mathcal{H}_{1a}$, where \mathcal{H}_{0a} is the RKHS of zero mean functions, $\mathcal{H}_{0a} = \{f_a \in \mathcal{H}_a : E_{X_a}(f_a(X_a)) = 0\}$, and \mathcal{H}_{1a} is the RKHS of constant functions, $\mathcal{H}_{1a} = \{f_a \in \mathcal{H}_a : f_a(X_a) = C\}$. The kernel k_{0a} associated with the RKHS \mathcal{H}_{0a} is defined by:

$$k_{0a}(X_a, X'_a) = k_a(X_a, X'_a) - \frac{E_{U \sim P_a}(k_a(X_a, U))E_{U \sim P_a}(k_a(X'_a, U))}{E_{(U, V) \sim P_a \otimes P_a} k_a(U, V)}. \quad (17)$$

Let $k_v(X_v, X'_v) = \prod_{a \in \mathcal{P}} k_{0a}(X_a, X'_a)$, then the ANOVA kernel $k(\cdot, \cdot)$ is defined as follows:

$$k(X, X') = \prod_{a=1}^d \left(1 + k_{0a}(X_a, X'_a)\right) = 1 + \sum_{v \in \mathcal{P}} k_v(X_v, X'_v).$$

For \mathcal{H}_v being the RKHS associated with the kernel k_v , the RKHS associated with the ANOVA kernel is then defined by $\mathcal{H} = \prod_{a=1}^d (\mathbb{1} \overset{\perp}{\oplus} \mathcal{H}_{0a}) = \mathbb{1} + \sum_{v \in \mathcal{P}} \mathcal{H}_v$, where \perp denotes the L^2 inner product. According to this construction, any function $f \in \mathcal{H}$ satisfies decomposition (7), $f(X) = \langle f, k(X, \cdot) \rangle_{\mathcal{H}} = f_0 + \sum_{v \in \mathcal{P}} f_v(X_v)$, which is the Hoeffding decomposition of f .

The regularity properties of the RKHS \mathcal{H} constructed as described above, depend on the set of the kernels $(k_a, a = 1, \dots, d)$. This method allows us to choose different approximation spaces independently of the distribution of the input variables X_1, \dots, X_d , by choosing different sets of kernels. While, as mentioned earlier, in the meta-modelling approach based on the polynomial Chaos expansion, according to the distribution of the input variables X_1, \dots, X_d , a unique family of orthonormal polynomials $\{\phi_j\}_{j=0}^{\infty}$ is determined. Here, the distribution of the components of X occurs only for the orthogonalization of the spaces \mathcal{H}_v , $v \in \mathcal{P}$, and not in the choice of the RKHS, under the condition that properties (i) and (ii) are satisfied. This is one of the main advantages of this method compared to the method based on the truncated polynomial Chaos expansion where the smoothness of the approximation is handled only by the choice of the truncation (Blatman and Sudret 2011).

2.3 Choice of the tuning parameters

While dealing with an optimization problem of a criterion of the form (14), one of the essential steps is to choose appropriately the tuning parameters. Cross-validation is generally used for that purpose. Nevertheless in the context of high-dimensional complex models, the computational time for a cross-validation procedure may be prohibitively high. Therefore we propose a procedure based on a single testing data set:

- we first choose, a grid of values of the tuning parameters μ and γ ;
Let μ_{\max} be the smallest value of μ_g (see Equation (16)), such that the solution to the minimization of the RKHS group lasso problem for all $v \in \mathcal{P}$ is $\theta_v = 0$. We have,

$$\mu_{\max} = \max_v \left(2 \|K_v^{1/2}(Y - \bar{Y})\| \right) / \sqrt{n}. \quad (18)$$

In order to set up the grid of values of μ , one may find μ_{\max} and then a grid of values of μ is defined by $\mu_l = \mu_{\max} / (\sqrt{n} \times 2^l)$ for $l \in \{1, \dots, l_{\max}\}$. The grid of values of γ is chosen by the user.

- next, for the grid of values of μ and γ , we calculate a sequence of estimators. Each estimator associated with the pair (μ, γ) in the grid of values of μ and γ , denoted by $\hat{f}_{(\mu, \gamma)}$, is the solution of the RKHS ridge group sparse optimization problem or the RKHS group lasso optimization problem if $\gamma = 0$.
- finally, the obtained estimators $\hat{f}_{(\mu, \gamma)}$ are evaluated using a testing dataset, $\{(Y_i^{\text{test}}, X_i^{\text{test}})\}_{i=1}^{n^{\text{test}}}$. The prediction error associated with the estimator $\hat{f}_{(\mu, \gamma)}$ is calculated by,

$$\text{ErrPred}(\mu, \gamma) = \frac{1}{n^{\text{test}}} \sum_{i=1}^{n^{\text{test}}} (Y_i^{\text{test}} - \hat{f}_{(\mu, \gamma)}(X_i^{\text{test}}))^2,$$

where for $S_{\hat{f}}$ being the support of the estimator $\hat{f}_{(\mu, \gamma)}$,

$$\hat{f}_{(\mu, \gamma)}(X^{\text{test}}) = \hat{f}_0 + \sum_{v \in S_{\hat{f}}} \sum_{i=1}^n \hat{\theta}_{vi} k_v(X_{vi}, X_v^{\text{test}}).$$

The pair $(\hat{\mu}, \hat{\gamma})$ with the smallest value of the prediction error is chosen, and the estimator $\hat{f}_{(\hat{\mu}, \hat{\gamma})}$ is considered as the *best* estimator of the function m , in terms of the prediction error.

In the **RKHSMetaMod** package, the algorithm to calculate a sequence of the RKHS meta-models, the value of μ_{max} , and the prediction error are implemented as **RKHSMetMod**, **mu_max**, and **PredErr** functions, respectively. These functions are described in Section 4, and illustrated in Example 1, Example 3, and Examples 1, 3, 4, respectively.

2.4 Estimation of the Sobol indices

The variance of the function m is estimated by the variance of the estimator \hat{f} . As the estimator \hat{f} belongs to the RKHS \mathcal{H} , it admits the Hoeffding decomposition and,

$$\text{var}(\hat{f}(X)) = \sum_{v \in \mathcal{P}} \text{var}(\hat{f}_v(X_v)), \text{ where } \forall v \in \mathcal{P}, \text{var}(\hat{f}_v(X_v)) = E_X(\hat{f}_v^2(X_v)) = \|\hat{f}_v\|_2^2.$$

In order to reduce the computational cost in practice, one may estimate the variances of $\hat{f}_v(X_v)$, $v \in \mathcal{P}$ by their empirical variances.

Let \hat{f}_v be the empirical mean of $\hat{f}_v(X_{vi})$, $i = 1, \dots, n$, then

$$\widehat{\text{var}}(\hat{f}_v(X_v)) = \frac{1}{n-1} \sum_{i=1}^n (\hat{f}_v(X_{vi}) - \hat{f}_v)^2.$$

For the groups v that do not belong to the support of \hat{f} , we have $\hat{S}_v = 0$ and for the groups v that belong to the support of \hat{f} , the estimators of the Sobol indices of m are defined by,

$$\hat{S}_v = \widehat{\text{var}}(\hat{f}_v(X_v)) / \sum_{v \in \mathcal{P}} \widehat{\text{var}}(\hat{f}_v(X_v)).$$

In the **RKHSMetaMod** package, the algorithm to calculate the empirical Sobol indices \hat{S}_v , $v \in \mathcal{P}$ is implemented as **SI_emp** function. This function is described in Section 4.2 and illustrated in Examples 1, 3, 4.

3 Algorithms

The **RKHSMetaMod** package implements two optimization algorithms: the RKHS ridge group sparse (see Algorithm 2) and the RKHS group lasso (see Algorithm 1). These algorithms rely on the Gram matrices K_v , $v \in \mathcal{P}$ that have to be positive definite. Therefore, the first and essential step in this package is to calculate these matrices and insure their positive definiteness. This step is detailed in an algorithm that is described in the next Section. The second step is to estimate the RKHS meta-model. In the **RKHSMetaMod** package, two different objectives based on different procedures are considered in order to calculate this estimator:

1. The RKHS meta-model with the *best* prediction quality.

The procedure to calculate the RKHS meta-model with the *best* prediction quality has been described in Section 2.3: a sequence of values of the tuning parameters (μ, γ) is considered, and the RKHS meta-models associated with each pair of the values of (μ, γ) are calculated. For $\gamma = 0$, the RKHS meta-model is obtained by solving the RKHS group lasso optimization problem, while for $\gamma \neq 0$ the RKHS ridge group sparse optimization problem is solved to calculate the RKHS meta-model. The obtained RKHS meta-models are evaluated by considering a new dataset and the RKHS meta-model with the minimum value of the prediction error is chosen as the *best* estimator.

2. The RKHS meta-model with at most $qmax$ active groups.

First, the tuning parameter γ is set as zero. Then, a value of μ for which the number of groups in the solution of the RKHS group lasso optimization problem is equal to $qmax$, is computed. This value will be denoted by μ_{qmax} . Finally, the RKHS meta-models with at most $qmax$ active groups are obtained by implementing the RKHS ridge group sparse algorithm for a grid of values of $\gamma \neq 0$ and μ_{qmax} . This procedure is described in more details in Section 3.2.3.

3.1 Calculation of the Gram matrices

The available kernels in the **RKHSMetaMod** package are: Gaussian kernel, Matérn 3/2 kernel, Brownian kernel, quadratic kernel and linear kernel. The usual presentation of these kernels is given in Table 1. The choice of the kernel that is done by the user determines the functional approximation space. For a

Kernel type	Mathematics formula for $u \in \mathbb{R}^n, v \in \mathbb{R}$	RKHSMetaMod name
Gaussian	$k_a(u, v) = \exp(-\ u - v\ ^2/2r^2)$	"gaussian"
Matérn 3/2	$k_a(u, v) = (1 + \sqrt{3} u - v /r) \exp(-\sqrt{3} u - v /r)$	"matern"
Brownian	$k_a(u, v) = \min(u, v) + 1$	"brownian"
Quadratic	$k_a(u, v) = (u^T v + 1)^2$	"quad"
Linear	$k_a(u, v) = u^T v + 1$	"linear"

Table 1: List of the reproducing kernels used to construct the RKHS \mathcal{H} . The range parameters r in the Gaussian and Matérn 3/2 kernels are assumed to be fixed and set as $1/2$ and $\sqrt{3}/2$, respectively. The value 1 is added to the Brownian kernel to relax the constraint of nullity at the origin.

chosen kernel, the algorithm to calculate the Gram matrices $K_v, v \in \mathcal{P}$ in the **RKHSMetaMod** package, is implemented as `calc_Kv` function. This algorithm is based on three essential points:

- (1) Modify the chosen kernel:

In order to satisfy the conditions of constructing the RKHS \mathcal{H} described in Section 2.2, these kernels are modified according to Equation (17). Let us take the example of the Brownian kernel:

The RKHS associated with the Brownian kernel $k_a(X_a, X'_a) = \min(X_a, X'_a) + 1$ is well known to be $\mathcal{H}_a = \{f : [0, 1] \rightarrow \mathbb{R} \text{ is absolutely continuous, and } f(0) = 0, \int_0^1 f'(X_a)^2 dX_a < \infty\}$, with the inner product $\langle f, h \rangle_{\mathcal{H}_a} = \int_0^1 f'(X_a)h'(X_a)dX_a$. Easy calculations lead to obtain the Brownian kernel as follows,

$$k_{0a} = \min(X_a, X'_a) + 1 - (3/4)(1 + X_a - X_a^2/2)(1 + X'_a - X_a'^2/2).$$

The RKHS associated with the kernel k_{0a} is the set $\mathcal{H}_{0a} = \{f \in \mathcal{H}_a : \int_0^1 f(X_a)dX_a = 0\}$, and we have $\mathcal{H} = \mathbb{1} + \sum_{v \in \mathcal{P}} \mathcal{H}_v = \{f : [0, 1]^d \rightarrow \mathbb{R} : f = f_0 + \sum_{v \in \mathcal{P}} f_v(X_v), \text{ with } f_v \in \mathcal{H}_v\}$.

Remark 3. In this package, we consider the input variables $X = (X_1, \dots, X_d)$ that are uniformly distributed on $[0, 1]^d$. In order to consider the input variables that are not distributed uniformly, it suffices to modify a part of the function `calc_Kv` related to the calculation of the kernels $k_{0a}, a = 1, \dots, d$. For example, for $X = (X_1, \dots, X_d)$ being distributed with law $P_X = \prod_{a=1}^d P_a$ on $\mathcal{X} = \bigotimes_{a=1}^d \mathcal{X}_a \subset \mathbb{R}^d$, the kernel k_{0a} associated with the Brownian kernel is calculated as follows,

$$k_{0a} = \min(X_a, X'_a) + 1 - \frac{(\int_{\mathcal{X}_a} (\min(X_a, U) + 1)dP_a)(\int_{\mathcal{X}_a} (\min(X'_a, U) + 1)dP_a)}{(\int_{\mathcal{X}_a} \int_{\mathcal{X}_a} (\min(U, V) + 1)dP_a dP_a)}.$$

The other parts of the function `calc_Kv` remain unchanged.

(2) Calculate the Gram matrices K_v for all v :

First, for all $a = 1, \dots, d$, the Gram matrices K_a associated with kernels k_{0a} are calculated using Equation (17), $(K_a)_{i,i'} = k_{0a}(X_{ai}, X_{ai'})$. Then, for all $v \in \mathcal{P}$, the Gram matrices K_v associated with kernel $k_v = \prod_{a \in v} k_{0a}$ are computed by $K_v = \odot_{a \in v} K_a$, where \odot denotes the Hadamard product.

(3) Insure the positive definiteness of the matrices K_v :

The output of the function `calc_Kv` is one of the input arguments of the functions associated with the RKHS group lasso and the RKHS ridge group sparse algorithms. Throughout these algorithms we need to calculate the inverse and the square root of the matrices K_v . Therefore, in order to avoid the numerical problems and insure the invertibility of the matrices K_v , it is mandatory to have these matrices positive definite. One way to render the matrices K_v positive definite is to add a nugget effect to them. That is, to modify matrices K_v by adding a diagonal with a constant term, i.e. $K_v + \text{epsilon} \times I_n$. The value of epsilon is computed based on the data and through a part of the algorithm of the function `calc_kv`. Let us briefly explain this part of the algorithm:

For each group $v \in \mathcal{P}$, let $\lambda_{v,i}, i = 1, \dots, n$ be the eigenvalues associated with the matrix K_v . Set $\lambda_{v,\max} = \max_i \lambda_{v,i}$ and $\lambda_{v,\min} = \min_i \lambda_{v,i}$. For some fixed value of tolerance "tol", and for each matrix K_v , if $\lambda_{v,\min} < \lambda_{v,\max} \times \text{tol}$: then, the eigenvalues of K_v are replaced by $\lambda_{v,i} + \text{epsilon}$, with "epsilon" being equal to $\lambda_{v,\max} \times \text{tol}$.

The value of "tol" is set as $1e^{-8}$ by default, but one may consider a smaller or a greater value for it depending on the kernel chosen and the value of n .

The function `calc_Kv` is described in Section 4.2 and illustrated in Example 3.

3.2 Optimization algorithms

The RKHS meta-model is the solution of one of the optimization problems: the minimization of the RKHS group lasso criterion presented in Equation (15) (if $\gamma = 0$), or the minimization of the RKHS ridge group sparse criterion presented in Equation (14) (if $\gamma \neq 0$). In the following, the algorithms to solve these optimization problems are presented.

3.2.1 RKHS group lasso

A popular technique for doing group wise variable selection is group lasso. With this procedure, depending on the value of the tuning parameter μ , an entire group of predictors may drop out of the model. An efficient algorithm for solving group lasso problem is the classical block coordinate descent algorithm ((Boyd, Parikh, Chu, Peleato, and Eckstein 2011), (Bubeck 2015)). Following the idea of (Fu 1998), (Yuan and Lin 2006) implemented a block wise descent algorithm for the group lasso penalized least-squares under the condition that the model matrices in each group are orthonormal. A block coordinate (gradient) descent algorithm for solving the group lasso penalized logistic regression is then developed by (Meier, van de Geer, and Bühlmann 2008). This algorithm is implemented in the `grplasso` R package available from CRAN at <https://cran.r-project.org/web/packages/grplasso/>. (Yang and Zou 2015) proposed a unified algorithm named group wise majorization descent for solving the general group lasso learning problems by assuming that the loss function satisfies a quadratic majorization condition. The implementation of their work is done in the `gglasso` R package available at <https://cran.r-project.org/web/packages/gglasso/> from CRAN.

In order to solve the RKHS group lasso optimization problem, we use the classical block coordinate descent algorithm. The minimization of criterion $C_g(f_0, \theta)$ (see Equation (15)) is done along each group v at a time. At each step of the algorithm, the criterion $C_g(f_0, \theta)$ is minimized as a function of the current block's parameters, while the parameters values for the other blocks are fixed to their current values. The procedure is repeated until convergence. This procedure leads to Algorithm 1 (see Appendix for more details on this procedure). In the `RKHSMetaMod` package, the Algorithm 1 is implemented as `RKHSgrplasso` function. This function is described in Section 4.2 and illustrated in Example 3.

3.2.2 RKHS ridge group sparse

In order to solve the RKHS ridge group sparse optimization problem, we propose an adapted block coordinate descent algorithm. This algorithm is provided in two steps:

Algorithm 1 RKHS group lasso algorithm:

```

1: Set  $\theta_0 = [0]_{|\mathcal{P}| \times n}$ 
2: repeat
3:   Calculate  $f_0 = \operatorname{argmin}_{f_0} C_g(f_0, \theta)$ 
4:   for  $v \in \mathcal{P}$  do
5:     Calculate  $R_v = Y - f_0 - \sum_{w \neq v} K_w \theta_w$ 
6:     if  $\|\frac{2}{\sqrt{n}} K_v^{1/2} R_v\| \leq \mu_g$  then
7:        $\theta_v \leftarrow 0$ 
8:     else
9:        $\theta_v \leftarrow \operatorname{argmin}_{\theta_v} C_g(f_0, \theta)$ 
10:    end if
11:  end for
12: until convergence

```

Step 1 Initialize the input parameters by the solutions of the RKHS group lasso algorithm for each value of the tuning parameter μ , and implement the RKHS ridge group sparse algorithm through the active support of the RKHS group lasso solutions until it achieves convergence. This step is provided in order to decrease the execution time. In fact, instead of implementing the RKHS ridge group sparse algorithm over the set of all groups \mathcal{P} , it is implemented only over the active support obtained by the RKHS group lasso algorithm, $\widehat{S}_{\widehat{f}_{\text{Group Lasso}}}$.

Step 2 Re-initialize the input parameters with the obtained solutions of Step 1 and implement the RKHS ridge group sparse algorithm through all groups in \mathcal{P} until it achieves convergence. This second step makes it possible to verify that no group is missing in the output of Step 1.

This procedure leads to Algorithm 2 (see Appendix for more details on this procedure). In the **RKHSMeta-**

Algorithm 2 RKHS ridge group sparse algorithm:

```

1: Step 1:
2: Set  $\theta_0 = \widehat{\theta}_{\text{Group Lasso}}$  and  $\widehat{\mathcal{P}} = \widehat{S}_{\widehat{f}_{\text{Group Lasso}}}$ 
3: repeat
4:   Calculate  $f_0 = \operatorname{argmin}_{f_0} C(f_0, \theta)$ 
5:   for  $v \in \widehat{\mathcal{P}}$  do
6:     Calculate  $R_v = Y - f_0 - \sum_{w \neq v} K_w \theta_w$ 
7:     Solve  $J^* = \operatorname{argmin}_{\widehat{t}_v \in \mathbb{R}^n} \{J(\widehat{t}_v), \text{ such that } \|K_v^{-1/2} \widehat{t}_v\| \leq 1\}$ 
8:     if  $J^* \leq \gamma$  then
9:        $\theta_v \leftarrow 0$ 
10:    else
11:       $\theta_v \leftarrow \operatorname{argmin}_{\theta_v} C(f_0, \theta)$ 
12:    end if
13:  end for
14: until convergence
15: Step 2:
16: Implement the same procedure as Step 1 with  $\theta_0 = \widehat{\theta}_{\text{old}}$ ,  $\widehat{\mathcal{P}} = \mathcal{P} \triangleright \widehat{\theta}_{\text{old}}$  is the estimation of  $\theta$  in Step 1.

```

Mod package the Algorithm 2 is implemented as `pen_MetMod` function. This function is described in Section 4.2 and illustrated in Example 3.

3.2.3 RKHS meta-model with *qmax* active groups

By considering some prior information about the data, one may be interested in a RKHS meta-model \widehat{f} with the number of active groups not greater than some "*qmax*". In order to obtain the estimator \widehat{f} with at most "*qmax*" active groups, we provide the following procedure in the **RKHSMetaMod** package:

- First, the tuning parameter γ is set as zero and a value of μ for which the solution of the RKHS group

lasso algorithm, Algorithm 1, contains exactly $qmax$ active groups is computed. This value is denoted by μ_{qmax} .

- Then, the RKHS ridge group sparse algorithm, Algorithm 2, is implemented by setting the tuning parameter μ equal to μ_{qmax} and a grid of values of the tuning parameter $\gamma > 0$.

This procedure leads to Algorithm 3. This algorithm is implemented in the **RKHSMetaMod** package, as

Algorithm 3 Algorithm to estimate RKHS meta-model with at most $qmax$ active groups:

```

1: Calculate  $\mu_{\max} = \max_v \frac{2}{\sqrt{n}} \|K_v^{1/2}(Y - \bar{Y})\|$ 
2: Set  $\mu_1 = \mu_{\max}$  and  $\mu_2 = \frac{\mu_{\max}}{rat}$  ▷ "rat" is setted by user.
3: repeat
4:   Implement RKHS group lasso algorithm, Algorithm 1, with  $\mu_i = \frac{\mu_1 + \mu_2}{2}$ 
5:   Set  $q = |\widehat{S}_{\widehat{f}_{\text{Group Lasso}}}|$ 
6:   if  $q > qmax$  then
7:     Set  $\mu_1 = \mu_1$  and  $\mu_2 = \mu_i$ 
8:   else
9:     Set  $\mu_1 = \mu_i$  and  $\mu_2 = \mu_2$ 
10:  end if
11: until  $q = qmax$  or  $i > \text{Num}$  ▷ "Num" is setted by user.
12: Implement RKHS ridge group sparse algorithm, Algorithm 2, with  $(\mu = \mu_{qmax}, \gamma > 0)$ 

```

function `RKHSMetMod_qmax`. This function is described in Section 4.1 and illustrated in Example 2.

Remark 4. *As both terms in the penalty function of criterion (14) enforce sparsity to the solution, the estimator obtained by solving the RKHS ridge group sparse associated with the pair of the tuning parameters $(\mu_{qmax}, \gamma > 0)$ may contain a smaller number of groups than the solution of the RKHS group lasso optimization problem (i.e. the RKHS ridge group sparse with $(\mu_{qmax}, \gamma = 0)$). And therefore, the estimated RKHS meta-model contains at most "qmax" active groups.*

4 Overview of the RKHSMetaMod functions

In the R environment, one can install and load the **RKHSMetaMod** package by using the following commands:

```
R> install.packages("RKHSMetaMod")
R> library("RKHSMetaMod")
```

The optimization problems in this package are solved using block coordinate descent algorithm which requires various computational algorithms including generalized Newton, Broyden and Hybrid methods. In order to gain the efficiency in terms of the calculation time and be able to deal with high dimensional problems, the computationally efficient tools of C++ packages **Eigen** (Guennebaud, Jacob, et al. 2010) and **GSL** (Galassi 2018) via **RcppEigen** (Bates and Eddelbuettel 2013) and **RcppGSL** (Eddelbuettel and Francois 2019) packages are used in the **RKHSMetaMod** package. For different examples of usage of **RcppEigen** and **RcppGSL** functions see the work by (Eddelbuettel 2013).

The complete documentation of **RKHSMetaMod** package is available at <https://cran.r-project.org/web/packages/RKHSMetaMod/RKHSMetaMod.pdf>. Here, a brief documentation of some of its main and companion functions is presented in the next two Sections.

4.1 Main RKHSMetaMod functions

Let us begin by introducing some notations. For a given $Dmax \in \mathbb{N}$, let \mathcal{P}_{Dmax} be the set of parts of $\{1, \dots, d\}$ with dimensions 1 to $Dmax$. The cardinal of \mathcal{P}_{Dmax} is denoted by $vMax = \sum_{j=1}^{Dmax} \binom{d}{j}$.

RKHSMetMod function: For a given value of $Dmax$ and a chosen kernel (see Table 1), this function calculates the Gram matrices K_v , $v \in \mathcal{P}_{Dmax}$, and produces a sequence of estimators \widehat{f} associated with a given grid of values of tuning parameters μ, γ , i.e. the solutions to the RKHS ridge group sparse (if $\gamma \neq 0$)

Input parameter	Description
Y	Vector of the response observations of size n .
X	Matrix of the input observations with n rows and d columns. Rows correspond to the observations and columns correspond to the variables.
kernel	Character, indicates the type of the kernel (see Table 1) chosen to construct the RKHS \mathcal{H} .
Dmax	Integer, between 1 and d , indicates the maximum order of interactions considered in the RKHS meta-model: Dmax= 1 is used to consider only the main effects, Dmax= 2 to include the main effects and the second-order interactions, and so on.
gamma	Vector of non-negative scalars, values of the tuning parameter γ in decreasing order. If $\gamma = 0$ the function solves the RKHS group lasso optimization problem and for $\gamma > 0$ it solves the RKHS ridge group sparse optimization problem.
frc	Vector of positive scalars. Each element of the vector sets a value to the tuning parameter μ : $\mu = \mu_{\max}/(\sqrt{n} \times \text{frc})$. The value μ_{\max} (see Equation (18)) is calculated inside the program.
verbose	Logical. Set as TRUE to print: the group v for which the correction of the Gram matrix K_v is done (see Section 3.1), and for each pair of the tuning parameters (μ, γ) : the number of current iteration, active groups and convergence criteria. It is set as FALSE by default.

Table 2: List of the input arguments of the RKHSMetMod function.

or the RKHS group lasso problem (if $\gamma = 0$). Table 2 gives a summary of all the input arguments of the RKHSMetMod function as well as the default values for non-mandatory arguments.

The RKHSMetMod function returns a list of l components, with l being equal to the number of pairs of the tuning parameters (μ, γ) , i.e. $l = |\text{gamma}| \times |\text{frc}|$. Each component of the list is a list of three components "mu", "gamma" and "Meta-Model":

- mu: value of the tuning parameter μ if $\gamma > 0$, or $\mu_g = \sqrt{n} \times \mu$ if $\gamma = 0$.
- gamma: value of the tuning parameter γ .
- Meta-Model: a RKHS ridge group sparse or RKHS group lasso object associated with the tuning parameters mu and gamma. Table 3 gives a summary of all arguments of the output "Meta-Model" of RKHSMetMod function.

RKHSMetMod_qmax function: For a given value of Dmax and a chosen kernel (see Table 1), this function calculates the Gram matrices K_v , $v \in \mathcal{P}_{\text{Dmax}}$; determines μ , referred to as μ_{qmax} , for which the number of active groups in the RKHS group lasso solution is equal to $qmax$; and produces a sequence of estimators \hat{f} associated with the tuning parameter μ_{qmax} and a grid of values of the tuning parameter γ . All the estimators \hat{f} produced by this function have at most $qmax$ active groups in their support. This function has the following input arguments:

- Y , X , kernel, Dmax, gamma, verbose (see Table 2).
- qmax: integer, the maximum number of active groups in the obtained solution.
- rat: positive scalar, to restrict the minimum value of μ considered in Algorithm 3,

$$\mu_{\min} = \frac{\mu_{\max}}{(\sqrt{n} \times \text{rat})},$$

where the value of μ_{\max} is given by Equation (18) and is calculated inside the program.

Output parameter	Description
intercept	Scalar, estimated value of intercept.
teta	Matrix with vMax rows and n columns. Each row of the matrix is the estimated vector θ_v for $v = 1, \dots, vMax$.
fit.v	Matrix with n rows and vMax columns. Each row of the matrix is the estimated value of $f_v = K_v \theta_v$.
fitted	Vector of size n , indicates the estimator of m .
Norm.n	Vector of size vMax, estimated values for the empirical L^2 -norm.
Norm.H	Vector of size vMax, estimated values for the Hilbert norm.
supp	Vector of active groups.
Nsupp	Vector of the names of the active groups.
SCR	Scalar equals to $\ Y - f_0 - \sum_v K_v \theta_v\ ^2$.
crit	Scalar indicates the value of the penalized criterion.
gamma.v	Vector of size vMax, coefficients of the empirical L^2 -norm.
mu.v	Vector of size vMax, coefficients of the Hilbert norm.
iter	List of two components: maxIter, and the number of iterations until the convergence is achieved.
convergence	TRUE or FALSE. Indicates whether the algorithm has converged or not.
RelDiffCrit	Scalar, value of the first convergence criterion at the last iteration, i.e. $\ \theta_{lastIter} - \theta_{lastIter-1}\ / \ \theta_{lastIter-1}\ ^2$.
RelDiffPar	Scalar, value of the second convergence criterion at the last iteration, i.e. $crit_{lastIter} - crit_{lastIter-1} / crit_{lastIter-1}$.

Table 3: List of the arguments of the output "Meta-Model" of RKHSMetMod function.

- Num: integer, to restrict the number of different values of the tuning parameter μ to be evaluated in the RKHS group lasso algorithm until it achieves μ_{qmax} . For example, if Num equals 1, the program is implemented for three different values of $\mu \in [\mu_{min}, \mu_{max}]$:

$$\begin{aligned} \mu_1 &= \frac{(\mu_{min} + \mu_{max})}{2}, \\ \mu_2 &= \begin{cases} \frac{(\mu_{min} + \mu_1)}{2} & \text{if } |\widehat{S}_{\widehat{f}(\mu_1)_{\text{Group Lasso}}}| < qmax, \\ \frac{(\mu_1 + \mu_{max})}{2} & \text{if } |\widehat{S}_{\widehat{f}(\mu_1)_{\text{Group Lasso}}}| > qmax, \end{cases} \\ \mu_3 &= \mu_{min}, \end{aligned}$$

where $|\widehat{S}_{\widehat{f}(\mu_1)_{\text{Group Lasso}}}|$ is the number of active groups in the solution of the RKHS group lasso problem, Algorithm 1, associated with μ_1 .

If Num > 1, the path to cover the interval $[\mu_{min}, \mu_{max})$ is detailed in Algorithm 3.

The RKHSMetMod_qmax function returns a list of three components "mus", "qs", and "MetaModel":

- mus: vector of all values of μ_i in Algorithm 3.
- qs: vector with the same length as mus. Each element of the vector shows the number of active groups in the RKHS meta-model obtained by solving RKHS group lasso problem for an element in mus.
- MetaModel: list with the same length as the vector gamma. Each component of the list is a list of three components "mu", "gamma" and "Meta-Model":
 - mu: value of μ_{qmax} .
 - gamma: element of the input vector gamma associated with the estimated "Meta-Model".
 - Meta-Model: a RKHS ridge group sparse or RKHS group lasso object associated with the tuning parameters mu and gamma (see Table 3).

4.2 Companion functions

calc_Kv function: For a given value of Dmax and a chosen kernel (see Table 1), this function calculates the Gram matrices K_v , $v \in \mathcal{P}_{D_{\max}}$, and returns their associated eigenvalues and eigenvectors. This function has,

- four mandatory input arguments:
 - Y , X , kernel, Dmax (see Table 2).
- three facultative input arguments:
 - correction: logical, set as TRUE to make correction to the matrices K_v (see Section 3.1). It is set as TRUE by default.
 - verbose: logical, set as TRUE to print the group for which the correction is done. It is set as TRUE by default.
 - tol: scalar to be chosen small, set as $1e^{-8}$ by default.

The calc_Kv function returns a list of two components "kv" and "names.Grp":

- kv: list of vMax components, each component is a list of,
 - Evalues: vector of eigenvalues.
 - Q: matrix of eigenvectors.
- names.Grp: vector of group names of size vMax.

RKHSgrplasso function: For a given value of the tuning parameter μ_g , this function fits the solution to the RKHS group lasso optimization problem by implementing Algorithm 1. This function has,

- three mandatory input arguments:
 - Y (see Table 2).
 - Kv: list of the eigenvalues and the eigenvectors of the positive definite Gram matrices K_v for $v = 1, \dots, v_{\max}$ and their associated group names (output of the function calc_Kv).
 - mu: positive scalar indicates the value of the tuning parameter μ_g defined in Equation (16).
- two facultative input arguments:
 - maxIter: integer, to set the maximum number of loops through all groups. It is set as 1000 by default.
 - verbose: logical, set as TRUE to print the number of current iteration, active groups and convergence criterion. It is set as FALSE by default.

This function returns a RKHS group lasso object associated with the tuning parameter μ_g . Its output is a list of 13 components:

- intercept, teta, fit.v, fitted, Norm.H, supp, Nsupp, SCR, crit, MaxIter, convergence, RelDiffCrit, and RelDiffPar (see Table 3).

mu_max function: This function calculates the value μ_{\max} defined in Equation (18). It has two mandatory input arguments: the response vector Y , and the list matZ of the eigenvalues and eigenvectors of the positive definite Gram matrices K_v for $v = 1, \dots, v_{\max}$. This function returns the μ_{\max} value.

pen_MetMod function: This function produces a sequence of the RKHS meta-models associated with a given grid of values of the tuning parameters μ, γ . Each RKHS meta-model in the sequence is the solution to the RKHS ridge group sparse optimization problem (obtained by implementing Algorithm 2) associated with a pair of values of (μ, γ) in the grid of values of μ, γ . This function has,

- seven mandatory input arguments:
 - Y (see Table 2).
 - gamma: vector of positive scalars. Values of the penalty parameter γ in decreasing order.
 - Kv: list of the eigenvalues and the eigenvectors of the positive definite Gram matrices K_v for $v = 1, \dots, vMax$ and their associated group names (output of the function `calc_Kv`).
 - mu: vector of positive scalars. Values of the tuning parameter μ in decreasing order.
 - resg: list of the RKHS group lasso objects associated with the components of "mu", used as initial parameters at Step 1.
 - gama_v and mu_v: vector of vMax positive scalars. These two inputs are optional. They are provided to associate the weights to the two penalty terms in the RKHS ridge group sparse criterion (14). In order to consider no weights, i.e. all the weights are equal to one, we set these two inputs to scalar zero.
- three facultative input arguments:
 - maxIter: integer, to set the maximum number of loops through initial active groups at Step 1 and maximum number of loops through all groups at Step 2. It is set as 1000 by default.
 - verbose: logical, set as TRUE to print for each pair of the tuning parameters (μ, γ) , the number of current iteration, active groups and convergence criterion. It is set as FALSE by default.
 - calcStwo: logical, set as TRUE to execute Step 2. It is set as FALSE by default.

The function `pen_MetMod` returns a list of l components, with l being equal to the number of pairs of the tuning parameters (μ, γ) . Each component of the list is a list of three components "mu", "gamma" and "Meta-Model":

- mu: positive scalar, an element of the input vector "mu" associated with the estimated "Meta-Model".
- gamma: positive scalar, an element of the input vector "gamma" associated with the estimated "Meta-Model".
- Meta-Model: a RKHS ridge group sparse object associated with the tuning parameters mu and gamma (see Table 3).

PredErr function: By considering a testing dataset, this function calculates the prediction errors for the obtained RKHS meta-models. This function has eight mandatory input arguments:

- X , gamma, kernel, Dmax (see Table 2).
- XT : matrix of observations of the testing dataset with n^{test} rows and d columns.
- YT : vector of response observations of the testing dataset of size n^{test} .
- mu: vector of positive scalars. Values of the tuning parameter μ in decreasing order.
- res: list of the estimated RKHS meta-models for the learning dataset associated with the tuning parameters (μ, γ) (it could be the output of one of the functions `RKHSMetMod`, `RKHSMetMod_qmax` or `pen_MetMod`).

Note that, the same kernel and Dmax have to be chosen as the ones used for the learning dataset.

The function `PredErr` returns a matrix of the prediction errors. Each element of the matrix corresponds to the prediction error of one RKHS meta-model in "res".

prediction function: This function calculates the predicted values for a new dataset based on the *best* RKHS meta-model estimator. It has six input arguments:

- X, kernel, Dmax (see Table 2).
- Xnew: matrix of new observations with n^{new} rows and d columns.
- res: list of the estimated RKHS meta-models for a learning dataset associated with the tuning parameters (μ, γ) (it could be the output of one of the functions `RKHSMetMod`, `RKHSMetMod_qmax` or `pen_MetMod`).
- Err: matrix of the prediction errors associated with the RKHS meta-models in "res" (output of the function `PredErr`).

The function `prediction` returns a vector of the predicted values based on the *best* RKHS meta-model estimator in "res". This function is available at <https://github.com/halalehkamari/RKHSMetaMod>.

SI_emp function: For each RKHS meta-model \hat{f} , this function calculates the empirical Sobol indices for all the groups that are active in the support of \hat{f} . This function has two input arguments:

- res: list of the estimated meta-models using RKHS ridge group sparse or RKHS group lasso algorithms (it could be the output of one of the functions `RKHSMetMod`, `RKHSMetMod_qmax` or `pen_MetMod`).
- ErrPred: matrix or NULL. If matrix, each element of the matrix corresponds to the prediction error of a RKHS meta-model in "res" (output of the function `PredErr`). Set as NULL by default.

The empirical Sobol indices are then calculated for each RKHS meta-model in "res", and a list of vectors of the Sobol indices is returned. If the argument "ErrPred" is the matrix of the prediction errors, the vector of empirical Sobol indices is returned for the *best* RKHS meta-model in the "res".

5 RKHSMetaMod through examples

5.1 Simulation study

Let us consider the g-function of Sobol (Saltelli, Chan, and Scott 2009) in the Gaussian regression framework, i.e. $Y = m(X) + \varepsilon$. The error term ε is a centered Gaussian random variable with variance σ^2 , and the function m is the g-function of Sobol defined over $[0, 1]^d$ by,

$$m(X) = \prod_{a=1}^d \frac{|4X_a - 2| + c_a}{1 + c_a}, \quad c_a > 0. \quad (19)$$

The Sobol indices of the g-function can be expressed analytically:

$$\forall v \in \mathcal{P}, S_v = \frac{1}{D} \prod_{a \in v} D_a, \quad D_a = \frac{1}{3(1 + c_a)^2}, \quad D = \prod_{a=1}^d (D_a + 1) - 1.$$

Set $c_1 = 0.2$, $c_2 = 0.6$, $c_3 = 0.8$ and $(c_a)_{a>3} = 100$. With these values of coefficients c_a , the variables X_1, X_2 and X_3 explain 99.98% of the variance of the function $m(X)$ (see Table 6).

In this Section, four examples are presented. In all examples, the value of Dmax is set as three. Example 1 illustrates the use of the `RKHSMetMod` function by considering three different kernels, "matern", "brownian", and "gaussian" (see Table 1), and three datasets of $n \in \{50, 100, 200\}$ observations and $d = 5$ input variables. In Example 2, the function `RKHSMetMod_qmax` is illustrated for the dataset of $n = 500$ observations and $d = 10$ input variables. The larger datasets with $n \in \{1000, 2000, 5000\}$ observations and $d = 10$ input variables are studied in Examples 3 and 4.

In each example, two independent datasets are generated: (X, Y) to estimate the meta-models, and (XT, YT) to estimate the prediction errors. The design matrices X and XT are the Latin Hypercube Samples of the input variables that are generated using `maximinLHS` function of the package `lhs` available at <https://CRAN.R-project.org/package=lhs>:

```
R> library(lhs); X <- maximinLHS(n, d); XT <- maximinLHS(n, d)
The response variables Y and YT are calculated as  $Y = m(X) + \varepsilon$  and  $YT = m(XT) + \varepsilon_T$ , where  $\varepsilon$ , and  $\varepsilon_T$ 
are centered Gaussian random variables with  $\sigma^2 = (0.2)^2$ :
R> a <- c(0.2, 0.6, 0.8, 100, 100, 100, 100, 100, 100, 100)[1:d]
R> g=1; for (i in 1:d) g = g*(abs(4*X[,i]-2)+a[i])/(1+a[i])
R> sigma <- 0.2
R> epsilon <- rnorm(n, 0, sigma*sigma); Y <- g + epsilon
R> gT=1; for (i in 1:d) gT = gT*(abs(4*XT[,i]-2)+a[i])/(1+a[i])
R> epsilonT <- rnorm(n, 0, sigma*sigma); YT <- gT + epsilonT
```

Example 1. *RKHS meta-model estimation using RKHSMetMod function:*

In this example, three datasets of n points `maximinLHS` over $[0, 1]^d$ are generated with $n \in \{50, 100, 200\}$ and $d = 5$, and a grid of five values for each of the tuning parameters μ and γ is considered as follows:

$$\mu_{(1:5)} = \mu_{max}/(\sqrt{n} \times 2^{(2:6)}), \quad \gamma_{(1:5)} = (0.2, 0.1, 0.01, 0.005, 0).$$

For each dataset, the experiment is repeated $N_r = 50$ times. At each repetition, the RKHS meta-models associated with the pair of the tuning parameters (μ, γ) are estimated using the `RKHSMetMod` function:

```
R> Dmax <- 3; kernel <- "matern" # kernel <- "brownian" # kernel <- "gaussian"
R> gamma <- c(0.2, 0.1, 0.01, 0.005, 0); frc <- c(4,8,16,32,64)
R> res <- RKHSMetMod(Y, X, kernel, Dmax, gamma, frc, FALSE)
```

These meta-models are evaluated using a testing dataset. The prediction errors are computed for them using the `PredErr` function. The RKHS meta-model with minimum prediction error is chosen to be the *best* estimator for the model. Finally, the Sobol indices are computed for the *best* RKHS meta-model using the function `SI_emp`:

```
R> Err <- PredErr(X, XT, YT, mu, gamma, res, kernel, Dmax)
R> SI <- SI_emp(res, Err)
```

The vector "mu" is the values of the tuning parameter μ that are calculated throughout the function `RKHSMetMod` (see argument "frc" in Table 2). It could be recovered from the output of the `RKHSMetMod` function as follows:

```
R> mu <- vector()
R> l <- length(gamma); for(i in 1:length(frc))mu[i] <- res[[i-1]*l+1]$mu
```

The performances of this method for estimating a meta-model are evaluated by considering a third dataset $(m(X_i^{third}), X_i^{third})$, $i = 1, \dots, N$, with $N = 1000$. The global prediction error is calculated as follows:

Let $\hat{f}_r(\cdot)$ be the *best* RKHS meta-model obtained in the repetition r , $r = 1, \dots, N_r$, then

$$GPE = \frac{1}{N_r} \sum_{r=1}^{N_r} \frac{1}{N} \sum_{i=1}^N (\hat{f}_r(X_i^{third}) - m(X_i^{third}))^2.$$

The values of GPE obtained for different kernels and values of n are given in Table 4. As expected the value

n	50	100	200
GPE_m	0.13	0.07	0.03
GPE_b	0.14	0.10	0.05
GPE_g	0.15	0.10	0.07

Table 4: Example 1: The columns of the table correspond to the different datasets with $n \in \{50, 100, 200\}$ and $d = 5$. Each line of the table, from up to down, gives the value of GPE obtained for each dataset associated with the "matern", "brownian" and "gaussian" kernels, respectively.

of GPE decreases as n increases. The lowest values of GPE are obtained when using the "matern" kernel.

In order to sum up the behaviour of the procedure for estimating the Sobol indices, we consider the mean square error (MSE) criterion obtained by $\sum_v (\sum_{r=1}^{N_r} (\hat{S}_{v,r} - S_v)^2 / N_r)$, where for each group v , S_v denotes the true values of the Sobol indices, and $\hat{S}_{v,r}$ is the empirical Sobol indices of the *best* RKHS meta-model in repetition r .

The obtained values of MSE for different kernels and values of n are given in Table 5. As expected, the

n	50	100	200
MSE_m	75.12	46.72	28.22
MSE_b	110.71	84.99	41.06
MSE_g	78.22	94.67	67.02

Table 5: Example 1: The columns of the table correspond to the different datasets with $n \in \{50, 100, 200\}$ and $d = 5$. Each line of the table, from up to down, gives the value of MSE obtained for each dataset associated with the "matern", "brownian" and "gaussian" kernels, respectively.

values of MSE are smaller for larger values of n . The smallest values are obtained when using "matern" kernel.

The means of the empirical Sobol indices of the *best* RKHS meta-models through all repetitions for $n = 200$ and "matern" kernel are displayed in Table 6. It appears that the estimated Sobol indices are close

v	{1}	{2}	{3}	{1, 2}	{1, 3}	{2, 3}	{1, 2, 3}	sum
S_v	43.30	24.30	19.20	5.63	4.45	2.50	0.57	99.98
$\hat{S}_{v,..}$	46.10	26.33	20.62	2.99	2.22	1.13	0.0	99.39

Table 6: Example 1: The first line of the table gives the true values of the Sobol indices $\times 100$. The second line gives the mean of the estimated empirical Sobol indices ($\hat{S}_{v,..} = \sum_{r=1}^{N_r} \hat{S}_{v,r} / N_r$) $\times 100$ greater than 10^{-2} calculated over fifty simulations for $n = 200$ and "matern" kernel. The sum of the Sobol indices is displayed in the last column.

to the true ones, nevertheless, they are overestimated for the main effects, i.e. groups $v \in \{\{1\}, \{2\}, \{3\}\}$, and underestimated for the interactions of order two and three, i.e. groups $v \in \{\{1, 2\}, \{1, 3\}, \{2, 3\}, \{1, 2, 3\}\}$.

Note that the strategy of choosing the tuning parameters is based on the minimization of the prediction error of the estimated meta-model, which may not minimize the error of estimating the Sobol indices.

Taking into account the results obtained for this Example 1, the calculations in the rest of the examples is done using only the "matern" kernel.

Example 2. Estimate the meta-models with at most "qmax" active groups:

A dataset of n points `maximinLHS` over $[0, 1]^d$ with $n = 500$ and $d = 10$ is generated. According to the true values of the Sobol indices presented in Table 6, we notice that the main factors X_1, X_2 , and X_3 explain almost all of the variability in the model. Thus, one may be interested in estimating the function $m(X)$ (see Equation (19)) by a meta-model that includes at most three active groups (the main effects only). In order to calculate the RKHS meta-models that contain at most three active groups the `RKHSMetMod_qmax` function is used with,

- "gamma"= (0.2, 0.1, 0.01, 0.005, 0),
- "rat"= 100: the minimum value of μ considered in the algorithm is then $\mu_{min} = \mu_{max} / (\sqrt{n} \times 100)$,
- "Num"= 10: the maximum number of values of $\mu \in [\mu_{min}, \mu_{max})$ to be evaluated is equal to twelve (see Algorithm 3).

```
R> kernel <- "matern"; Dmax <- 3
R> gamma <- c(0.2, 0.1, 0.01, 0.005, 0)
R> qmax <- 3; Num <- 10; rat <- 100
R> res <- RKHSMetMod_qmax(Y, X, kernel, Dmax, gamma, qmax, Num, rat, FALSE)
The RKHS meta-models are estimated for the obtained value of  $\mu_{qmax}$  and different values of the tuning parameter  $\gamma$ :
R> for(i in 1:length(gamma)){
+ print(paste("In meta model ",i))
+ print(paste("the value of mu is: ",res$MetaModel[[i]]$mu,
+ "and the value of gamma is: ",res$MetaModel[[i]]$gamma))
+ print("the active groups are: ")
+ print(res$MetaModel[[i]]$'Meta-Model'$Nsupp)
+ }
```

```

[1] "In meta model 1"
[1] "the value of mu is: 0.093 and the value of gamma is: 0.2"
[1] "the active groups are: "
[1] "v1." "v2." "v3."
[1] "In meta model 2"
[1] "the value of mu is: 0.093 and the value of gamma is: 0.1"
[1] "the active groups are: "
[1] "v1." "v2." "v3."
[1] "In meta model 3"
[1] "the value of mu is: 0.093 and the value of gamma is: 0.01"
[1] "the active groups are: "
[1] "v1." "v2." "v3."
[1] "In meta model 4"
[1] "the value of mu is: 0.093 and the value of gamma is: 0.005"
[1] "the active groups are: "
[1] "v1." "v2." "v3."
[1] "In meta model 5"
[1] "the value of mu is: 2.083 and the value of gamma is: 0"
[1] "the active groups are: "
[1] "v1." "v2." "v3."

```

Let us comment on the outputs of the function `RKHSMetMod_qmax`: for $\gamma \neq 0$, the value "mu" corresponds to the value of $\mu_{qmax=3}$, which is equal to 0.093, while for $\gamma = 0$, the value "mu" corresponds to the value of μ_g defined in Equation (16), $\mu_g = \sqrt{n} \times 0.093 = 2.083$.

For each pair of the tuning parameters (μ_{qmax}, γ_i) , $i = 1, \dots, 5$, the estimated RKHS meta-model contains three groups. The groups associated with X_1 , X_2 , and X_3 are "v1.", "v2.", and "v3." that are active in the estimators obtained as expected.

Example 3. *A time saving trick to obtain the "optimal" tuning parameters when dealing with larger datasets:*

A dataset of n points `maximinLHS` over $[0, 1]^d$ with $n = 1000$ and $d = 10$ is generated. First, we use functions `calc_Kv` and `mu_max` to compute the eigenvalues and eigenvectors of the positive definite matrices K_v , and the value of μ_{max} , respectively:

```

R> kernel <- "matern"; Dmax <- 3
R> Kv <- calc_Kv(X, kernel, Dmax, TRUE, TRUE)
R> mumax <- mu_max(Y, Kv$kv)

```

Then, we consider the two following steps:

1. Set $\gamma = 0$ and, $\mu_{(1:9)} = \mu_{max}/(\sqrt{n} \times 2^{(2:10)})$. Calculate the RKHS meta-models associated with the values of $\mu_g = \mu \times \sqrt{n}$ by using the function `RKHSgrplasso`. Gather the obtained RKHS meta-models in a list, "res_g" (while this job could be done with the function `RKHSMetMod` by setting $\gamma = 0$, in this example, we use the function `RKHSgrplasso` in order to avoid the re-calculation of K_v 's at the next step). Thereafter, for each estimator in `res_g`, the prediction error is calculated by considering a new dataset and using the function `PredErr`. The value of μ with the smallest error of prediction in this step is denoted by μ_i . Let us implement this step:

For a grid of values of μ_g , a sequence of the RKHS meta-models are calculated and gathered in the "res_g" list:

```

R> frc <- c(4,8,16,32,64,128,256,512,1024)
R> mu_g <- mumax/frc
R> res_g <- list(); resg <- list()
R> for(i in 1:length(mu_g))
R> resg[[i]] <- RKHSgrplasso(Y,Kv, mu_g[i],1000,FALSE)
R> res_g[[i]] <- list("mu_g"=mu_g,"gamma"=0,"MetaModel"=resg[[i]])
R>

```

Output `res_g` contains nine RKHS meta-models and they are evaluated using a testing dataset:

```

R> gamma <- c(0); Err_g <- PredErr(X, XT, YT, mu_g, gamma, res_g, kernel, Dmax)

```

The prediction errors of the RKHS meta-models obtained in this step are displayed in Table 7. It appears that the minimum prediction error corresponds to the solution of the RKHS group lasso algorithm with $\mu_g = 0.041$, so $\mu_i = 0.041/\sqrt{n}$.

μ_g	1.304	0.652	0.326	0.163	0.081	0.041	0.020	0.010	0.005
$\gamma = 0$	0.197	0.156	0.145	0.097	0.063	0.055	0.056	0.063	0.073

Table 7: Example 3: Obtained prediction errors in step 1.

- Choose a smaller grid of values of μ , $(\mu_{(i-1)}, \mu_i, \mu_{(i+1)})$, and set a grid of values of $\gamma > 0$. Calculate the RKHS meta-models associated with each pair of the tuning parameters (μ, γ) by the function `pen_MetMod`. Calculate the prediction errors for the new sequence of the RKHS meta-models using the function `PredErr`. Compute the empirical Sobol indices for the *best* estimator. Let us go back to the implementation of the example and apply this step 2:

The grid of the values of μ in this step is $(0.081, 0.041, 0.020)/\sqrt{n}$. The RKHS meta-models associated with this grid of the values of μ are gathered in a new list "resgnew". We set $\gamma_{(1:4)} = (0.2, 0.1, 0.01, 0.005)$, and we calculate the RKHS meta-models for this new grid of the values of (μ, γ) using `pen_MetMod` function:

```
R> gamma <- c(0.2, 0.1, 0.01, 0.005); mu <- c(mu_g[5], mu_g[6], mu_g[7])/sqrt(n)
R> resgnew <- list()
R> resgnew[[1]] <- resg[[5]]; resgnew[[2]] <- resg[[6]]; resgnew[[3]] <- resg[[7]]
R> res <- pen_MetMod(Y, Kv, gamma, mu, resgnew, 0, 0)
```

The output "res" is a list of twelve RKHS meta-models. These meta-models are evaluated using a new dataset, and their prediction errors are displayed in Table 8.

μ	$0.081/\sqrt{n}$	$0.041/\sqrt{n}$	$0.020/\sqrt{n}$
$\gamma = 0.2$	0.153	0.131	0.119
$\gamma = 0.1$	0.098	0.079	0.072
$\gamma = 0.01$	0.065	0.054	0.053
$\gamma = 0.005$	0.064	0.054	0.054

Table 8: Example 3: Obtained prediction errors in step 2.

The minimum prediction error is associated with the pair $(0.020/\sqrt{n}, 0.01)$, and the *best* RKHS meta-model is then $\hat{f}_{(0.020/\sqrt{n}, 0.01)}$.

The performance of this procedure for estimating the Sobol indices is evaluated using the relative error (RE) defined as follows:

For each v , let S_v be the true value of the Sobol indices displayed in Table 6 and \hat{S}_v be the estimated empirical Sobol indices. Then

$$RE = \sum_v |\hat{S}_v - S_v|/S_v. \quad (20)$$

In Table 9 the estimated empirical Sobol indices, their sum, and the value of RE are displayed.

v	{1}	{2}	{3}	{1, 2}	{1, 3}	{2, 3}	{1, 2, 3}	sum	RE
\hat{S}_v	42.91	25.50	20.81	4.40	3.84	2.13	0.00	99.60	1.64

Table 9: Example 3: The estimated empirical Sobol indices $\times 100$ greater than 10^{-2} . The last two columns show $\sum_v \hat{S}_v$ and RE, respectively.

The obtained RE for each group v is smaller than 1.64%, therefore, the estimated Sobol indices in this example are very close to the true values of the Sobol indices displayed in the first row of Table 6.

Example 4. Dealing with larger datasets:

Two datasets of n points `maximinLHS` over $[0, 1]^d$ with $n \in \{2000, 5000\}$ and $d = 10$ are generated. In order to obtain one RKHS meta-model associated with one pair of the tuning parameters (μ, γ) , the number of coefficients to be estimated is equal to $n \times v_{\text{Max}} = n \times 175$. Table 10 gives the execution time for different functions used throughout the Examples 1-4. In all examples we used a cluster of computers with: 2 Intel Xeon E5-2690 processors (2.90GHz) and 96Gb Ram (6x16Gb of memory 1600MHz). As we can see, the execution time increases fast as n increases. In Figure 1 the plot of the logarithm of the time (in seconds)

(n, d)	calc_Kv	mu_max	RKHSgrplasso	pen_MetMod	$ S_{\hat{f}} $	sum
(100,5)	0.09s	0.01s	1s	2s	18	~ 3s
			2s	3s	19	~ 5s
(500,10)	33s	9s	247s	333s	39	~ 10min
			599s	816s	64	~ 24min
(1000,10)	197s	53s	959s	1336s	24	~ 42min
			2757s	4345s	69	~ 2h
(2000,10)	1498s	420s	3984s	4664s	12	~ 2h:56min
			12951s	22385s	30	~ 10h:20min
(5000,10)	34282s	6684s	38957s	49987s	11	~ 36h:05min
			99221s	111376s	15	~ 69h:52min

Table 10: Example 4: The kernel used is "matern". The execution time for the functions `RKHSgrplasso` and `pen_MetMod` is displayed in each row for two pairs of values of tuning parameters ($\mu_1 = \mu_{max}/(\sqrt{n} \times 2^7)$, $\gamma = 0.01$) on up, and ($\mu_2 = \mu_{max}/(\sqrt{n} \times 2^8)$, $\gamma = 0.01$) on below. In the column $|S_{\hat{f}}|$, the number of the active groups associated with each estimated RKHS meta-model is displayed.

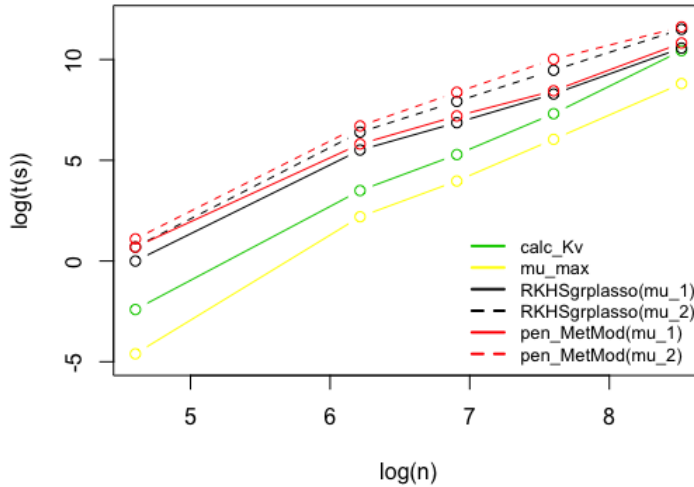


Figure 1: Example 4: Timing plot for $d = 10$, $n \in \{100, 300, 500, 1000, 2000, 5000\}$, and different functions of the `RKHSMetaMod` package. The logarithm of the execution time (in seconds) for the functions `RKHSgrplasso` and `pen_MetMod` is displayed for two pairs of values of tuning parameters ($\mu_1 = \mu_{max}/(\sqrt{n} \times 2^7)$, $\gamma = 0.01$) in solid lines, and ($\mu_2 = \mu_{max}/(\sqrt{n} \times 2^8)$, $\gamma = 0.01$) in dashed lines.

versus the logarithm of n is displayed for the functions `calc_Kv`, `mu_max`, `RKHSgrplasso` and `pen_MetMod`. It appears that, the algorithms of these functions are of polynomial time $O(n^\alpha)$ with $\alpha \simeq 3$ for the functions `calc_Kv` and `mu_max`, and $\alpha \simeq 2$ for the functions `RKHSgrplasso` and `pen_MetMod`.

Taking into account the results obtained for the prediction error and the values of $(\hat{\mu}, \hat{\gamma})$ in Example 3, in this example, only two values of the tuning parameter $\mu_{(1:12)} = \mu_{max}/(\sqrt{n} \times 2^{(7:8)})$, and one value of the tuning parameter $\gamma = 0.01$ are considered. The RKHS meta-models associated with the pair of values (μ_i, γ) , $i = 1, 2$ are estimated using the `RKHSMetaMod` function:

```
R> kernel <- "matern"; Dmax <- 3
R> gamma <- c(0.01); frc <- c(128,256)
R> res <- RKHSMetaMod(Y, X, kernel, Dmax, gamma, frc, FALSE)
```

The prediction error and the empirical Sobol indices are then calculated for the obtained meta-models using the functions `PredErr` and `SI_emp`:

```
R> mu <- vector(); mu[1] <- res[[1]]$mu; mu[2] <- res[[2]]$mu
```

```
R> Err <- PredErr(X, XT, YT, mu, gamma, res, kernel, Dmax)
R> SI <- SI_emp(res, NULL)
```

The result of the prediction errors associated with the obtained estimators for two different values of n are displayed in Table 11. For n equal to 5000, we obtained smaller values of the prediction error, so as expected,

n	$(\mu_{max}/(\sqrt{n} \times 2^7), \gamma)$	$(\mu_{max}/(\sqrt{n} \times 2^8), \gamma)$
2000	0.052	0.049
5000	0.049	0.047

Table 11: Example 4: Obtained prediction errors.

the prediction quality improves by increasing the number of the observations n . Table 12 gives the estimated empirical Sobol indices as well as their sum and the values of RE (see Equation (20)). Comparing the values

n	v	{1}	{2}	{3}	{1, 2}	{1, 3}	{2, 3}	{1, 2, 3}	sum	RE
2000	$\widehat{S}_{v;(\mu_1, \gamma)}$	45.54	24.78	21.01	3.96	3.03	1.65	0.00	99.97	2.12
	$\widehat{S}_{v;(\mu_2, \gamma)}$	45.38	25.07	19.69	4.36	3.66	1.79	0.00	99.95	1.79
5000	$\widehat{S}_{v;(\mu_1, \gamma)}$	44.77	25.39	20.05	4.49	3.38	1.90	0.00	99.98	1.81
	$\widehat{S}_{v;(\mu_2, \gamma)}$	43.78	24.99	19.56	5.43	3.90	2.32	0.00	99.98	1.29

Table 12: Example 4: The estimated empirical Sobol indices $\times 100$ greater than 10^{-2} associated with each estimated RKHS meta-model is printed. The last two columns show $\sum_v \widehat{S}_v$ and RE, respectively. We have $\mu_1 = \mu_{max}/(\sqrt{n} \times 2^7)$, $\mu_2 = \mu_{max}/(\sqrt{n} \times 2^8)$ and $\gamma = 0.01$.

of RE, we can see that the empirical Sobol indices are better estimated for n equal to 5000, so as expected, the estimation of the Sobol indices is better for larger values of n .

In Figure 2 the result of the estimation quality and the Sobol indices for the dataset with n equal to 5000, d equal to 10, and (μ_2, γ) are displayed. The line $y = x$ in red crosses the cloud of points as long as the

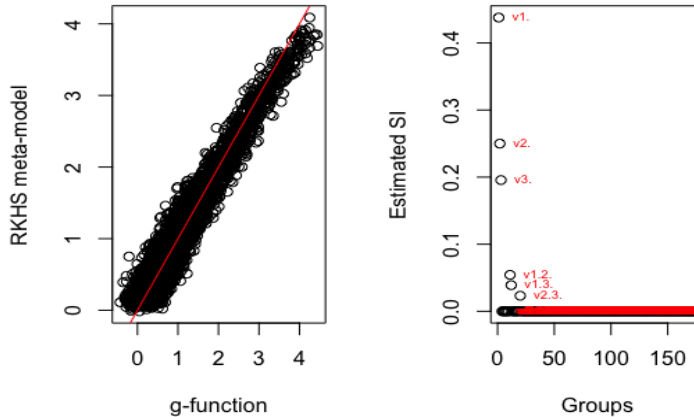


Figure 2: Example 4: On the left, the RKHS meta-model versus the g-function is plotted. On the right, the empirical Sobol indices in the y axis and $v_{Max} = 175$ groups in the x axis are displayed.

values of the g-function are smaller than three. When the values of the g-function are greater than three, the estimator \widehat{f} tends to underestimate the g-function.

5.2 Comparison examples

This section includes two examples. In the first example we reproduce an example from paper (Gu, Palomo, and Berger 2019) and compare the prediction quality of the RKHS meta-model with the GP (Krig-

ing) based meta-models from the **RobustGaSP** (Gu, Palomo, and Berger 2019) and **DiceKriging** (Roustant, Ginsbourger, and Deville 2012) packages.

The objective is to evaluate the quality of the RKHS estimated meta-model and to compare it with methods recently proposed for approximating complex models. In the first example we consider one-dimensional model and focus on the comparison between the true model and the estimated meta-model. In the second example we reproduce an example from paper (Roustant, Ginsbourger, and Deville 2012) which allows us to compare the prediction quality of the RKHS meta-model with the Kriging based meta-model from **DiceKriging** package, as well as the estimation quality of the Sobol indices in our package with the well-known package **sensitivity**.

For the sake of comparison between the three methods, the meta-models are calculated using the same experimental design and outputs and the same kernel function available in three packages is used. However, in packages **RobustGaSP** and **DiceKriging** the range parameter r (see Table 1) in the kernel function is estimated by marginal posterior modes with the robust parameterization and by MLE with upper and lower bounds, respectively, while it is assumed to be fixed and set as $\sqrt{3}/2$ in the **RKHSMetaMod** package.

Example 5. "The modified sine wave function" (Gu, Palomo, and Berger 2019).

We consider the 1-dimensional modified sine wave function defined over $[0, 1]$ by:

$$m(X) = 3\sin(5\pi X) + \cos(7\pi X).$$

The same experimental design as described in (Gu, Palomo, and Berger 2019) is considered: the design matrix X is a sequence of 12 equally spaced points on $[0, 1]$, and the response variable Y is calculated as $Y = m(X)$:

```
R> X <- as.matrix(seq(0,1,1/11)); Y <- sinewave(X)
```

where **sinewave** function is defined in (Gu, Palomo, and Berger 2019). We build the GP based meta-models by the **RobustGaSP** and the **DiceKriging** packages using the constant mean function and kernel Matérn 3/2:

```
R> library(RobustGaSP)
```

```
R> res.rgasp <- rgasp(design=X, response=Y, kernel_type="matern_3_2")
```

```
R> library(DiceKriging)
```

```
R> res.km <- km(design=X, response=Y, covtype="matern3_2")
```

As $d = 1$, we have $D_{max} = 1$. We consider the grid of values of $\mu_{(1:9)} = \mu_{max}/(\sqrt{n} \times 2^{(2:10)})$ and $\gamma_{(1:5)} = (0.2, 0.1, 0.01, 0.005, 0)$. The RKHS meta-models associated with the pair of values (μ_i, γ_j) , $i = 1, \dots, 9$, $j = 1, \dots, 5$ are estimated using the **RKHSMetMod** function:

```
R> kernel <- "matern"; Dmax <- 1
```

```
R> gamma <- c(0.2, 0.1, 0.01, 0.005, 0)
```

```
R> frc <- c(4,8,16,32,64,128,256,512,1024)
```

```
R> res <- RKHSMetMod(Y, X, kernel, Dmax, gamma, frc, FALSE)
```

Given a testing dataset (XT, YT) , the prediction errors associated with the obtained RKHS meta-models are calculated using the **PredErr** function, and the *best* RKHS meta-model is chosen to be the estimator of the model $m(X)$:

```
R> XT <- as.matrix(seq(0,1,1/11)); YT <- sinewave(XT)
```

```
R> Err <- PredErr(X, XT, YT, mu, gamma, res, kernel, Dmax)
```

To compare these three estimators in terms of the prediction quality, we perform prediction on 100 test points, equally spaced in $[0, 1]$:

```
R> predict_X <- as.matrix(seq(0,1,1/99))
```

```
R> #prediction with the GP based meta-models:
```

```
R> rgasp.predict <- predict(res.rgasp, predict_X)
```

```
R> km.predict <- predict(res.km, predict_X, type='UK')
```

```
R> #prediction with the best RKHS meta-model:
```

```
R> res.predict <- prediction(X, predict_X, kernel, Dmax, res, Err)
```

The prediction results are plotted in Figure 3. The black circles that correspond to the prediction from the **RKHSMetMod** package are closer to the real output than the green and the blue circles corresponding to the predictive means from the **RobustGaSP** and **DiceKriging** packages. The meta-model results are plotted in Figure 4. The prediction from the **RKHSMetaMod** package plotted as the black curve is much more accurate as an estimate of the true function (plotted in red) than the predictive mean from the **RobustGaSP** and **DiceKriging** packages plotted as the blue and green curves, respectively. As already noted by (Gu, Palomo, and Berger 2019), for that sine wave example, the meta-model from the **DiceKriging** package "degenerates to the fitted mean with spikes at the design points".

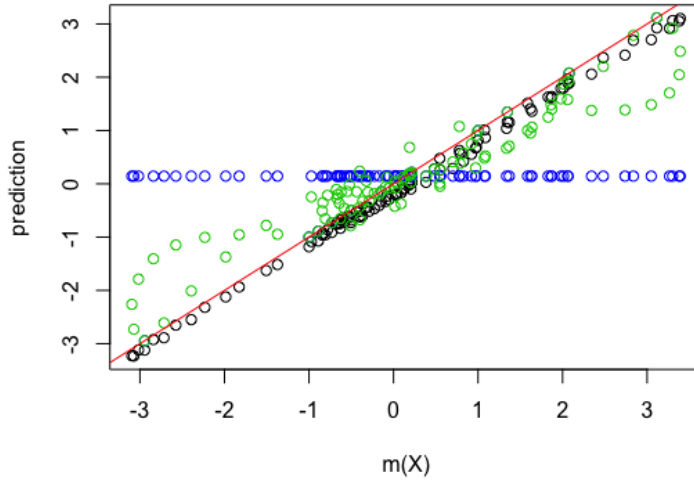


Figure 3: Example 5: Prediction of the modified sine wave function with 100 test points, equally spaced in $[0, 1]$. The x-axis is the real output and the y-axis is the prediction. The black circles are the prediction from **RKHS MetaMod**, the green circles are the predictive mean from **RobustGaSP**, and the blue circles are the predictive mean from **DiceKriging**.

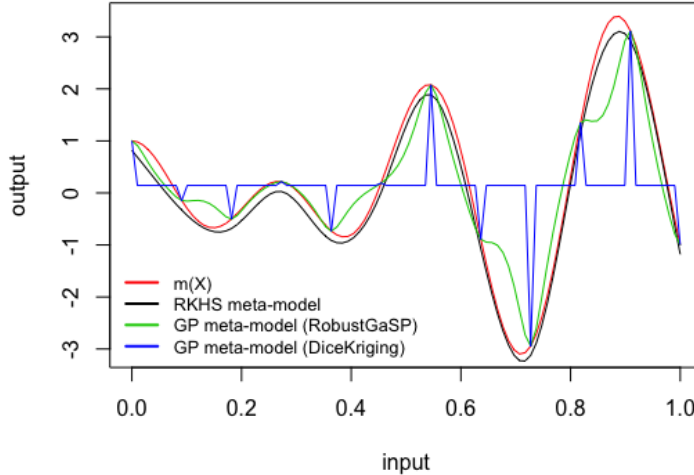


Figure 4: Example 5: The red curve is the graph of the the modified sine wave function with 100 test points, equally spaced in $[0, 1]$. The black curve is the prediction produced by the **RKHS MetaMod** package. The blue curve is the predictive mean by the **DiceKriging** package, and the green curve is the predictive mean produced by the **RobustGaSP** package.

Example 6. "A standard SA 8-dimensional example" (Roustant, Ginsbourger, and Deville 2012).

We consider the 8-dimensional g-function of Sobol implemented in the package **sensitivity**: the function $m(X)$ as defined in Equation (19) with coefficients $c_1 = 0$, $c_2 = 1$, $c_3 = 4.5$, $c_4 = 9$, $(c_a)_{a=5,6,7,8} = 99$. With these values of coefficients c_a , the variables X_1 , X_2 , X_3 and X_4 explain 99.96% of the variance of the function $m(X)$ (see Table 13).

We consider the same experimental design as described in (Roustant, Ginsbourger, and Deville 2012): the design matrices X and XT are 80-point optimal Latin Hypercube Samples of the input variables generated by the `optimumLHS` function of package **lhs**, and the response variables Y and YT are calculated as $Y = m(X)$, and $YT = m(XT)$ using `sobol.fun` function of the package **sensitivity**:

```
R> n <- 80; d <- 8
R> library(lhs); X <- optimumLHS(n, d); XT <- optimumLHS(n, d)
R> library(sensitivity); Y <- sobol.fun(X); YT <- sobol.fun(XT)
```

Let us first consider the RKHS meta-model method. We set $D_{\max} = 3$, and we consider the grid of values of $\mu_{(1:9)} = \mu_{\max} / (\sqrt{n} \times 2^{(2:10)})$, and $\gamma_{(1:5)} = (0.2, 0.1, 0.01, 0.005, 0)$. The RKHS meta-models associated with the pair of values (μ_i, γ_j) , $i = 1, \dots, 9$, $j = 1, \dots, 5$ are estimated using the `RKHSMetMod` function:

```
R> kernel <- "matern"; Dmax <- 3
R> gamma <- c(0.2, 0.1, 0.01, 0.005, 0)
R> frc <- c(4, 8, 16, 32, 64, 128, 256, 512, 1024)
R> res <- RKHSMetMod(Y, X, kernel, Dmax, gamma, frc, FALSE)
```

Given the testing dataset (XT, YT) , the prediction errors associated with the obtained RKHS meta-models are calculated using `PredErr` function, and the *best* RKHS meta-model is chosen to be the estimator of the model $m(X)$. Finally, the Sobol indices are computed for the *best* RKHS meta-model using the function `SI_emp`:

```
R> Err <- PredErr(X, XT, YT, mu, gamma, res, kernel, Dmax)
R> SI <- SI_emp(res, Err)
```

Secondly, let us build the GP based meta-model. We use the `km` function of the package **DiceKriging** with the constant mean function and kernel Matérn 3/2:

```
R> library(DiceKriging)
R> res.km <- km(design = X, response = Y, covtype = "matern3_2")
```

The Sobol indices associated with the estimated GP based meta-model are calculated using `fast99` function of the package **sensitivity**:

```
R> SI.km <- fast99(model = kriging.mean, factors = d, n = 1000,
+ q = "qunif", q.arg = list(min = 0, max = 1), m = res.km)
```

where `kriging.mean` function is defined in (Roustant, Ginsbourger, and Deville 2012).

The result of the estimation with the best RKHS meta-model and the Kriging based meta-model is drawn in Figure 5. The black circles that correspond to the best RKHS meta-model are closer to the real output

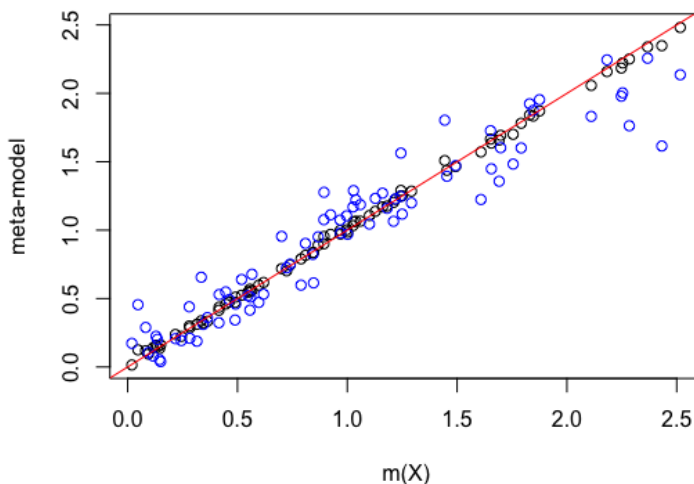


Figure 5: Example 6: The x-axis is the real output and the y-axis is the fitted meta-model. The black circles are the meta-model from **RKHSMetMod** and the blue circles are the meta-model from **DiceKriging**.

than the blue circles corresponding to the GP based meta-model from the **DiceKriging** package. Another way to evaluate the prediction quality of the estimated meta-models is to consider the mean square error of the

fitted meta-model computed by $\sum_{i=1}^{80} (m(X_i) - \hat{f}(X_i))^2 / 80$. We obtained 3.96% and 0.07% for the Kriging based meta-model and the RKHS meta-model, respectively, which confirms the good behavior of the RKHS meta-model.

The estimated Sobol indices associated with the RKHS meta-model and the Kriging based meta-model are given in Table 13. As shown, with RKHS meta-model, we obtained non-zero values for the interactions

v	{1}	{2}	{3}	{4}	{1, 2}	{1, 3}	{1, 4}	{2, 3}	{2, 4}	{1, 2, 3}	{1, 2, 4}	sum
S_v	71.62	17.90	2.37	0.72	5.97	0.79	0.24	0.20	0.06	0.07	0.02	99.96
\hat{S}_v	75.78	17.42	1.71	0.47	4.00	0.05	0.07	0.28	0.09	0.00	0.00	99.87
\hat{S}_{km_v}	71.18	15.16	1.42	0.44	0.00	0.00	0.00	0.00	0.00	0.00	0.00	88.20

Table 13: Example 6: The true values of the Sobol indices $\times 100$ greater than 10^{-2} are given in the first row. The estimated Sobol indices associated with the RKHS meta-model (\hat{S}_v) and the Kriging based meta-model (\hat{S}_{km_v}) are given in second and third rows, respectively.

of order two. Concerning the main effects, excepting the first one, the estimated Sobol indices with the RKHS meta-model are closer to the true ones. However, the interactions of order three are ignored by both meta-models. For a general comparison of the estimation quality of the Sobol indices, one may consider the criterion RE defined in Equation (20), which is equal to 7.95 for the Kriging based meta-model, and 5.59 for the RKHS meta-model. Comparing the values of RE, we can point out that the Sobol indices are better estimated with the RKHS meta-model in that model.

6 Summary and discussion

In this paper, we proposed an R package, called **RKHSMetaMod**, that estimates a meta-model of a complex model m . This meta-model belongs to a reproducing kernel Hilbert space constructed as a direct sum of Hilbert spaces (Durrande, Ginsbourger, Roustant, and Carraro 2013). The estimation of the meta-model is carried out via a penalized least-squares minimization allowing both to select and estimate the terms in the Hoeffding decomposition, and therefore, to select the Sobol indices that are non-zero and estimate them (Huet and Taupin 2017). This procedure makes it possible to estimate the Sobol indices of high order, a point known to be difficult in practice. Using the convex optimization tools, **RKHSMetaMod** package implements two optimization algorithms: the minimization of the RKHS ridge group sparse criterion (14) and the RKHS group lasso criterion (15). Both of these algorithms rely on the Gram matrices K_v , $v \in \mathcal{P}$ and their positive definiteness. Currently, the package considers only uniformly distributed input variables. If one is interested by another distribution of the input variables, it suffices to modify the calculation of the kernels k_{0a} , $a = 1, \dots, d$ (see Equation (17)) in the function `calc_Kv` of this package (see Remark 3). The available kernels in the **RKHSMetaMod** package are: Gaussian kernel (with the fixed range parameter $r = 1/2$), Matérn kernel (with the fixed range parameter $r = \sqrt{3}/2$), Brownian kernel, quadratic kernel and linear kernel (see Table 1). With regard to the problem being under study, one may consider other kernels or kernels with different values of the range parameter r and add them easily to the list of the kernels in the `calc_Kv` function. For the large values of n and d the calculation and storage of the eigenvalues and the eigenvectors of all the Gram matrices K_v , $v \in \mathcal{P}$ require a lot of time and a very large amount of memory. In order to optimize the execution time and also the storage memory, except for a function that is written in R, all of the functions of **RKHSMetaMod** package are written using the efficient C++ libraries through **RcppEigen** and **RcppGSL** packages. These functions are then interfaced with the R environment in order to propose a user friendly package.

7 Appendix

Preliminary 1. For $F(x) = \|Ax\|$, where A is a symmetric matrix that does not depend on x , we have: $\partial F(x) = \{A^2x/\|Ax\|\}$ if $x \neq 0$, and $\partial F(x) = \{w \in \mathbb{R}^n, \|A^{-1}w\| \leq 1\}$ if $x = 0$.

Preliminary 2. Let $F : \mathbb{R}^n \rightarrow \mathbb{R}$ be a convex function. We have the following first order optimality condition:

$$\hat{x} \in \operatorname{argmin}_{x \in \mathbb{R}^n} F(x) \Leftrightarrow 0 \in \partial F(\hat{x}).$$

This results from the fact that $F(y) \geq F(\hat{x}) + \langle 0, y - \hat{x} \rangle$ for all $y \in \mathbb{R}^n$ in both cases (Giraud 2014).

7.1 RKHS group lasso algorithm

We consider the minimization of the RKHS group lasso criterion given by,

$$C_g(f_0, \theta) = \|Y - f_0 I_n - \sum_{v \in \mathcal{P}} K_v \theta_v\|^2 + \sqrt{n} \mu_g \sum_{v \in \mathcal{P}} \|K_v^{1/2} \theta_v\|.$$

We begin with the constant term f_0 . The ordinary first derivative of the function $C_g(f_0, \theta)$ at f_0 is equal to:

$$\frac{\partial C_g}{\partial f_0} = -2 \sum_{i=1}^n (Y - f_0 I_n - \sum_{v \in \mathcal{P}} K_v \theta_v)_i,$$

and therefore,

$$\hat{f}_0 = \frac{1}{n} \sum_{i=1}^n Y_i - \frac{1}{n} \sum_i \sum_v (K_v \theta_v)_i, \quad (21)$$

where $(K_v \theta_v)_i$ denotes the i -th component of $K_v \theta_v$.

The next step is to calculate $\hat{\theta} = \operatorname{argmin}_{\theta \in \mathbb{R}^n \times \prod_{v \in \mathcal{P}} \mathbb{R}^{|P_v|}} C_g(f_0, \theta)$. Since $C_g(f_0, \theta)$ is convex and separable, we use a block coordinate descent algorithm, group v by group v . In the following, we fix a group v , and we find the minimizer of $C_g(f_0, \theta)$ with respect to θ_v for the given values of f_0 and θ_w , $w \neq v$. Set

$$C_{g,v}(f_0, \theta_v) = \|R_v - K_v \theta_v\|^2 + \sqrt{n} \mu_g \|K_v^{1/2} \theta_v\|,$$

where

$$R_v = Y - f_0 - \sum_{w \neq v} K_w \theta_w. \quad (22)$$

We aim to minimize $C_{g,v}(f_0, \theta_v)$ with respect to θ_v . Let $\partial C_{g,v}$ be the sub-differential of $C_{g,v}(f_0, \theta_v)$ with respect to θ_v :

$$\partial C_{g,v}(f_0, \theta) = \{-2K_v(R_v - K_v \theta_v) + \sqrt{n} \mu_g t_v : t_v \in \partial \|K_v^{1/2} \theta_v\|\}.$$

The first order optimality condition (see Preliminary (2)) ensures the existence of $\hat{t}_v \in \partial \|K_v^{1/2} \theta_v\|$ fulfilling,

$$-2K_v(R_v - K_v \theta_v) + \sqrt{n} \mu_g \hat{t}_v = 0. \quad (23)$$

Using the sub-differential definition (see Preliminary 1), we obtain $\partial \|K_v^{1/2} \theta_v\| = \{K_v \theta_v / \|K_v^{1/2} \theta_v\|\}$ if $\theta_v \neq 0$, and $\partial \|K_v^{1/2} \theta_v\| = \{\hat{t}_v \in \mathbb{R}^n, \|K_v^{-1/2} \hat{t}_v\| \leq 1\}$ if $\theta_v = 0$. Let $\hat{\theta}_v$ be the minimizer of $C_{g,v}$. The sub-differential equations above give the two following cases:

Case 1. If $\hat{\theta}_v = 0$, then there exists $\hat{t}_v \in \mathbb{R}^n$ such that $\|K_v^{-1/2} \hat{t}_v\| \leq 1$ and it fulfils Equation (23), $2K_v R_v = \sqrt{n} \mu_g \hat{t}_v$. Therefore, the necessary and sufficient condition for which the solution $\hat{\theta}_v = 0$ is the optimal one is $2\|K_v^{1/2} R_v\| / \sqrt{n} \leq \mu_g$.

Case 2. If $\hat{\theta}_v \neq 0$, then $\hat{t}_v = K_v \hat{\theta}_v / \|K_v^{1/2} \hat{\theta}_v\|$ and it fulfils Equation (23),

$$2K_v(R_v - K_v \hat{\theta}_v) = \sqrt{n} \mu_g \frac{K_v \hat{\theta}_v}{\|K_v^{1/2} \hat{\theta}_v\|}.$$

We obtain then,

$$\hat{\theta}_v = (K_v + \frac{\sqrt{n} \mu_g}{2\|K_v^{1/2} \hat{\theta}_v\|} I_n)^{-1} R_v. \quad (24)$$

Since $\hat{\theta}_v$ appears in both sides of the Equation (24), a numerical procedure is needed:

Proposition 1. For $\rho > 0$ let $\theta(\rho) = (K_v + \rho I_n)^{-1} R_v$. There exists a non-zero solution to Equation (24) if and only if there exists $\rho > 0$ such that

$$\mu_g = \frac{2\rho}{\sqrt{n}} \|K_v^{1/2} \theta(\rho)\|. \quad (25)$$

Then $\hat{\theta}_v = \theta(\rho)$.

Proof If there exists a non-zero solution to Equation (24), then $\|K_v^{1/2}\widehat{\theta}_v\| \neq 0$ since K_v is positive definite. Take $\rho = \sqrt{n}\mu_g/2\|K_v^{1/2}\widehat{\theta}_v\|$, then $\theta(\rho) = (K_v + \frac{\sqrt{n}\mu_g}{2\|K_v^{1/2}\widehat{\theta}_v\|}I_n)^{-1}R_v = \widehat{\theta}_v$, and, for such ρ Equation (25) is satisfied. Conversely, if there exists $\rho > 0$ such that Equation (25) is satisfied, then $\|K_v^{1/2}\theta(\rho)\| \neq 0$ and $\rho = \frac{\sqrt{n}\mu_g}{2\|K_v^{1/2}\theta(\rho)\|}$. Therefore, $\theta(\rho) = (K_v + \frac{\sqrt{n}\mu_g}{2\|K_v^{1/2}\theta(\rho)\|}I_n)^{-1}R_v$, which is Equation (24) calculated in $\widehat{\theta}_v = \theta(\rho)$. \square

Remark 5. Define $y(\rho) = 2\rho\|K_v^{1/2}\theta(\rho)\| - \sqrt{n}\mu_g$ with $\theta(\rho) = (K_v + \rho I_n)^{-1}R_v$, then $y(\rho) = 0$ has a unique solution, denoted $\widehat{\rho}$, which leads to calculate $\widehat{\theta}(\widehat{\rho})$.

Proof For $\rho = 0$ we have $y(0) = -\sqrt{n}\mu_g < 0$, since $\mu_g > 0$; and for $\rho \rightarrow +\infty$ we have $y(\rho) > 0$, since $\|K_v^{1/2}(\frac{K_v}{\rho} + I_n)^{-1}R_v\| \rightarrow \|K_v^{1/2}R_v\|$ and $\|2K_v^{1/2}R_v\| > \sqrt{n}\mu_g$.

Moreover, we have $y(\rho) = 2\|(\frac{I_n}{\rho} + k_v^{-1})^{-1}k_v^{-1/2}R_v\| - \sqrt{n}\mu_g$, which is equal to $2(X^T A^{-2}X)^{1/2} - \sqrt{n}\mu_g$ with $A = (I_n/\rho + k_v^{-1})$ and $X = k_v^{-1/2}R_v$. The first derivative of $y(\rho)$ in ρ is obtained by $\frac{\partial y(\rho)}{\partial \rho} = (X^T A^{-2}X)^{-1/2} \frac{\partial (X^T A^{-2}X)}{\partial \rho}$. Finally, by simple calculations we get,

$$\frac{\partial y(\rho)}{\partial \rho} = \frac{2\|(\frac{I_n}{\rho} + k_v^{-1})^{-3/2}k_v^{-1/2}R_v\|}{\rho^2\|(\frac{I_n}{\rho} + k_v^{-1})^{-1}k_v^{-1/2}R_v\|} > 0.$$

Therefore $y(\rho)$ is an increasing function of ρ , and the proof is complete. \square

In order to calculate ρ and so $\widehat{\theta}_v = \theta(\rho)$, we use Algorithm 4 which is a part of the RKHS group lasso Algorithm 1 when $\widehat{\theta}_v \neq 0$.

Algorithm 4 Algorithm to find ρ as well as $\widehat{\theta}_v$

```

1: if  $\widehat{\theta}_{\text{old}} = 0$  then            $\triangleright \widehat{\theta}_{\text{old}}$  is  $\widehat{\theta}_v$  computed in the previous step of the RKHS group lasso algorithm.
2:   Set  $\rho \leftarrow 1$  and calculate  $y(\rho)$ 
3:   if  $y(\rho) > 0$  then
4:     Find  $\widehat{\rho}$  that minimizes  $y(\rho)$  on the interval  $[0, 1]$ 
5:   else
6:     repeat
7:       Set  $\rho \leftarrow \rho \times 10$  and calculate  $y(\rho)$ 
8:     until  $y(\rho) > 0$ 
9:     Find  $\widehat{\rho}$  that minimizes  $y(\rho)$  on the interval  $[\rho/10, \rho]$ 
10:  end if
11: else
12:  Set  $\rho \leftarrow \frac{\sqrt{n}\mu_g}{2\|K_v^{1/2}\widehat{\theta}_{\text{old}}\|}$  and calculate  $y(\rho)$ 
13:  if  $y(\rho) > 0$  then
14:    repeat
15:      Set  $\rho \leftarrow \rho/10$  and calculate  $y(\rho)$ 
16:    until  $y(\rho) < 0$ 
17:    Find  $\widehat{\rho}$  that minimizes  $y(\rho)$  on the interval  $[\rho, \rho \times 10]$ 
18:  else
19:    repeat
20:      Set  $\rho \leftarrow \rho \times 10$  and calculate  $y(\rho)$ 
21:    until  $y(\rho) > 0$ 
22:    Find  $\widehat{\rho}$  that minimizes  $y(\rho)$  on the interval  $[\rho/10, \rho]$ 
23:  end if
24: end if
25: calculate  $\widehat{\theta}_v = \theta(\widehat{\rho})$ 

```

7.2 Computational cost

The complexity for the matrices K_v , $v \in \mathcal{P}$ is equal to n^3 , which is given by the singular value decomposition to get eigenvalues and eigenvectors of each K_v . Supposing that the matrices K_v , $v \in \mathcal{P}$ was first created

and are already stored, the complexity for the constant term f_0 is given by the second term in equation (21), which is equal to n^2 . Given $\hat{\rho}$, the complexity for $\hat{\theta}_v$, $v \in \mathcal{P}$, is given by the backsolving of $(K_v + \hat{\rho}I_n)\hat{\theta}_v = R_v$ to get $\hat{\theta}_v$, which is equal to n^2 . The computation of $\hat{\rho}$ is done using Brent-Dekker method implemented as function `gsl_root_fsolver_brent` from (Galassi 2018). This method combines an interpolation strategy with the bisection algorithm and takes $O(m)$ iterations to converge, where m is the number of steps that the bisection algorithm would take.

7.3 RKHS ridge group sparse algorithm

We consider the minimization of the RKHS ridge group sparse criterion:

$$C(f_0, \theta) = \|Y - f_0 I_n - \sum_{v \in \mathcal{P}} K_v \theta_v\|^2 + \sqrt{n} \gamma \sum_{v \in \mathcal{P}} \|K_v \theta_v\| + n\mu \sum_{v \in \mathcal{P}} \|K_v^{1/2} \theta_v\|.$$

The constant term f_0 is estimated as in the RKHS group lasso algorithm. In order to calculate $\hat{\theta} = \operatorname{argmin}_{\theta \in \mathbb{R}^{n \times |\mathcal{P}|}} C(f_0, \theta)$, we use once again the block coordinate descent algorithm group v by group v . In the following, we fix a group v , and we find the minimizer of $C(f_0, \theta)$ with respect to θ_v for given values of f_0 and θ_w , $w \neq v$. We aim at minimizing with respect to θ_v ,

$$C_v(f_0, \theta_v) = \|R_v - K_v \theta_v\|^2 + \sqrt{n} \gamma \|K_v \theta_v\| + n\mu \|K_v^{1/2} \theta_v\|,$$

where R_v is defined by (22).

Let ∂C_v be the sub-differential of $C_v(f_0, \theta_v)$ with respect to θ_v ,

$$\partial C_v = \{-2K_v(R_v - K_v \theta_v) + \sqrt{n} \gamma s_v + n\mu t_v : s_v \in \partial \|K_v \theta_v\|, t_v \in \partial \|K_v^{1/2} \theta_v\|\},$$

According to the first order optimality condition (see Preliminary 2), we know that there exists $\hat{s}_v \in \partial \|K_v \theta_v\|$ and $\hat{t}_v \in \partial \|K_v^{1/2} \theta_v\|$ such that,

$$-2K_v(R_v - K_v \theta_v) + \sqrt{n} \gamma \hat{s}_v + n\mu \hat{t}_v = 0. \quad (26)$$

The sub-differential definition (see Preliminary 1) gives $\{\partial \|K_v^{1/2} \theta_v\| = \{\frac{K_v \theta_v}{\|K_v^{1/2} \theta_v\|}\}, \partial \|K_v \theta_v\| = \{\frac{K_v^2 \theta_v}{\|K_v \theta_v\|}\}$ if $\theta_v \neq 0$, and $\{\partial \|K_v^{1/2} \theta_v\| = \{\hat{t}_v \in \mathbb{R}^n, \|K_v^{-1/2} \hat{t}_v\| \leq 1\}, \partial \|K_v \theta_v\| = \{\hat{s}_v \in \mathbb{R}^n, \|K_v^{-1} \hat{s}_v\| \leq 1\}$ if $\theta_v = 0$. Let $\hat{\theta}_v$ be the minimizer of the $C_v(f_0, \theta_v)$. Using the sub-differential equations above, the estimator $\hat{\theta}_v$, $v \in \mathcal{P}$ is obtained following the two cases below:

Case 1. If $\hat{\theta}_v = 0$, then there exists $\hat{s}_v \in \mathbb{R}^n$ such that $\|K_v^{-1} \hat{s}_v\| \leq 1$ and it fulfils Equation (26), $2K_v R_v - n\mu \hat{t}_v = \sqrt{n} \gamma \hat{s}_v$, with $\hat{t}_v \in \mathbb{R}^n$, $\|K_v^{-1/2} \hat{t}_v\| \leq 1$. Set $J(\hat{t}_v) = \|2R_v - n\mu K_v^{-1} \hat{t}_v\|$, and, $J^* = \operatorname{argmin}_{\hat{t}_v \in \mathbb{R}^n} \{J(\hat{t}_v), \text{ such that } \|K_v^{-1/2} \hat{t}_v\| \leq 1\}$. Then the solution to Equation (26) is zero if and only if $J^* \leq \gamma$.

Case 2. If $\hat{\theta}_v \neq 0$, then we have $\hat{s}_v = K_v^2 \hat{\theta}_v / \|K_v \hat{\theta}_v\|$, and $\hat{t}_v = K_v \hat{\theta}_v / \|K_v^{1/2} \hat{\theta}_v\|$ fulfilling Equation (26), $2K_v(R_v - K_v \hat{\theta}_v) = \sqrt{n} \gamma \frac{K_v^2 \hat{\theta}_v}{\|K_v \hat{\theta}_v\|} + n\mu \frac{K_v \hat{\theta}_v}{\|K_v^{1/2} \hat{\theta}_v\|}$, that is,

$$\hat{\theta}_v = (K_v + \frac{\sqrt{n} \gamma}{2\|K_v \hat{\theta}_v\|} K_v + \frac{n\mu}{2\|K_v^{1/2} \hat{\theta}_v\|} I_n)^{-1} R_v \quad \text{if } \hat{\theta}_v \neq 0. \quad (27)$$

In this case the calculation of $\hat{\theta}_v$ needs a numerical algorithm.

Proposition 2. (Proposition 8.4 in (Huet and Taupin 2017)) For $\rho_1, \rho_2 > 0$, let $\theta(\rho_1, \rho_2) = (K_v + \rho_1 K_v + \rho_2 I_n)^{-1} R_v$. If $\mu > 0$, there exists a non zero solution to Equation (27) if and only if there exists $\rho_1, \rho_2 > 0$ such that $\gamma = \frac{2\rho_1}{\sqrt{n}} \|K_v \theta(\rho_1, \rho_2)\|$, and $\mu = \frac{2\rho_2}{n} \|K_v^{1/2} \theta(\rho_1, \rho_2)\|$. Then $\hat{\theta}_v = \theta(\rho_1, \rho_2)$.

Proof The proof is given in (Huet and Taupin 2017).

7.4 Computational cost

The complexity for the matrices K_v , $v \in \mathcal{P}$ and the constant term f_0 is the same as for RKHS group lasso algorithm. Given $\hat{\rho}_1, \hat{\rho}_2$, the complexity for $\hat{\theta}_v$, $v \in \mathcal{P}$, is given by the backsolving of $(K_v + \rho_1 K_v + \rho_2 I_n)\hat{\theta}_v = R_v$ to get $\hat{\theta}_v$, which is equal to n^2 . The computation of $\hat{\rho}_1, \hat{\rho}_2$, is insured using a combination of three methods: first we implement a modified version of Newton's method, if it does not achieve the convergence second we implement a version of the Hybrid algorithm and if it does not achieve the convergence, third we implement a version of the discrete Newton algorithm called Broyden algorithm. These methods are implemented as functions `gsl_multiroot_fdsolver_gnewton`, `gsl_multiroot_fsolver_hybrids`, and `gsl_multiroot_fsolver_broyden` from (Galassi 2018), respectively. These methods converge fast in general, and for n big enough their complexity is dominated by n^2 .

References

- Aronszajn, N. (1950). Theory of reproducing kernels. *Transactions of the American Mathematical Society* 68(3), 337–404.
- Bates, D. and D. Eddelbuettel (2013). Fast and elegant numerical linear algebra using the RcppEigen package. *Journal of Statistical Software* 52(5), 1–24.
- Berlinet, A. and C. Thomas-Agnan (2003). *Reproducing Kernel Hilbert Spaces in Probability and Statistics*. Springer US.
- Blatman, G. and B. Sudret (2011). Adaptive sparse polynomial chaos expansion based on least angle regression. *Journal of computational Physics* 230, 2345–2367.
- Boyd, S., N. Parikh, E. Chu, B. Peleato, and J. Eckstein (2011, January). Distributed optimization and statistical learning via the alternating direction method of multipliers. *Found. Trends Mach. Learn.* 3(1), 1–122.
- Bubeck, S. (2015, November). Convex optimization: Algorithms and complexity. *Found. Trends Mach. Learn.* 8(3-4), 231–357.
- Dancik, G. M. and K. S. Dorman (2008). mlegp: statistical analysis for computer models of biological systems using r. *Bioinformatics* 24(17), 1966.
- Durrande, N., D. Ginsbourger, and O. Roustant (2012, 4). Additive covariance kernels for high-dimensional gaussian process modeling. *Annales de la faculté des sciences de Toulouse Mathématiques* 21(3), 481–499.
- Durrande, N., D. Ginsbourger, O. Roustant, and L. Carraro (2013). Anova kernels and rkhs of zero mean functions for model-based sensitivity analysis. *Journal of Multivariate Analysis* 115, 57 – 67.
- Eddelbuettel, D. (2013). *Seamless R and C++ Integration with Rcpp*. Springer Publishing Company, Incorporated.
- Eddelbuettel, D. and R. Francois (2019). *RcppGSL: 'Rcpp' Integration for 'GNU GSL' Vectors and Matrices*. R package version 0.3.7.
- Fu, W. J. (1998). Penalized regressions: The bridge versus the lasso. *Journal of Computational and Graphical Statistics* 7(3), 397–416.
- Galassi, M. e. a. (2018). Gnu scientific library reference manual.
- Giraud, C. (2014). *Introduction to High-Dimensional Statistics*. Chapman & Hall/CRC Monographs on Statistics & Applied Probability. Taylor & Francis.
- Gu, M. (2019). Jointly Robust Prior for Gaussian Stochastic Process in Emulation, Calibration and Variable Selection. *Bayesian Analysis* 14(3), 857 – 885.
- Gu, M., J. Palomo, and O. Berger, James (2019). Robustgasp: Robust gaussian stochastic process emulation in r. *The R Journal* 11(1), 112.
- Gu, M., X. Wang, and J. O. Berger (2018). Robust Gaussian stochastic process emulation. *The Annals of Statistics* 46(6A), 3038 – 3066.
- Guennebaud, G., B. Jacob, et al. (2010). Eigen v3. <http://eigen.tuxfamily.org>.
- Hankin, R. K. S. (2005, October). Introducing bacco, an r bundle for bayesian analysis of computer code output. *Journal of Statistical Software* 14.
- Hastie, T., R. Tibshirani, and M. Wainwright (2015). *Statistical Learning with Sparsity: The Lasso and Generalizations*. Chapman & Hall/CRC.
- Homma, T. and A. Saltelli (1996). Importance measures in global sensitivity analysis of nonlinear models. *Reliability Engineering & System Safety* 52(1), 1 – 17.
- Huet, S. and M.-L. Taupin (2017). Metamodel construction for sensitivity analysis. *ESAIM: Procs* 60, 27–69.
- Iooss, B., S. D. Veiga, A. Janon, and G. Pujol (2020). *sensitivity: Global Sensitivity Analysis of Model Outputs*. R package version 1.19.0.
- Kennedy, M. C. and A. O’Hagan (2000). Bayesian calibration of computer models. *Journal of the Royal Statistical Society, Series B, Methodological* 63, 425–464.

- Kimeldorf, G. S. and G. Wahba (1970, 04). A correspondence between bayesian estimation on stochastic processes and smoothing by splines. *Ann. Math. Statist.* 41(2), 495–502.
- Kleijnen, J. P. (2009). Kriging metamodeling in simulation: A review. *European Journal of Operational Research* 192(3), 707 – 716.
- Kleijnen, J. P. C. (2007). *Design and Analysis of Simulation Experiments* (1st ed.). Springer Publishing Company, Incorporated.
- Kowalik, J. and M. Osborne (1968). *Methods for unconstrained optimization problems*. Mathematical Linguistics and Automatic Language Processing. American Elsevier Pub. Co.
- Le Gratiet, L., C. Cannamela, and B. Iooss (2014). A bayesian approach for global sensitivity analysis of (multifidelity) computer codes. *SIAM/ASA Journal on Uncertainty Quantification* 2(1), 336–363.
- Le Gratiet, L., S. Marelli, and B. Sudret (2017). *Metamodel-Based Sensitivity Analysis: Polynomial Chaos Expansions and Gaussian Processes*, pp. 1289–1325. Cham: Springer International Publishing.
- Lin, Y. and H. H. Zhang (2006, 10). Component selection and smoothing in multivariate nonparametric regression. *Ann. Statist.* 34(5), 2272–2297.
- Liu, H., L. Wasserman, and J. D. Lafferty (2009). Nonparametric regression and classification with joint sparsity constraints. In D. Koller, D. Schuurmans, Y. Bengio, and L. Bottou (Eds.), *Advances in Neural Information Processing Systems 21*, pp. 969–976. Curran Associates, Inc.
- Marelli, S. and B. Sudret (2014). *UQLab: A Framework for Uncertainty Quantification in Matlab*, pp. 2554–2563.
- Marrel, A., B. Iooss, B. Laurent, and O. Roustant (2009). Calculations of sobol indices for the gaussian process metamodel. *Reliability Engineering & System Safety* 94(3), 742 – 751.
- Mebane, W. and J. Sekhon (2011). Genetic optimization using derivatives: The rgenoud package for r. *Journal of Statistical Software, Articles* 42(11), 1–26.
- Meier, L., S. van de Geer, and P. Bühlmann (2008). The group lasso for logistic regression. *Journal of the Royal Statistical Society. Series B* 70(1), 53–71.
- Meier, L., S. van de Geer, and P. Buhlmann (2009, 12). High-dimensional additive modeling. *Ann. Statist.* 37(6B), 3779–3821.
- Nielsen, H. B., S. N. Lophaven, and J. Søndergaard (2002). DACE - a matlab kriging toolbox.
- Oakley, J. and A. O’Hagan (2002, 12). Bayesian inference for the uncertainty distribution of computer model outputs. *Biometrika* 89(4), 769–784.
- Oakley, J. E. and A. O’Hagan (2004). Probabilistic sensitivity analysis of complex models: a bayesian approach. *Journal of the Royal Statistical Society: Series B (Statistical Methodology)* 66(3), 751–769.
- Pianosi, F., F. Sarrazin, and T. Wagener (2015). A matlab toolbox for global sensitivity analysis. *Environmental Modelling & Software* 70, 80 – 85.
- Raskutti, G., M. J. Wainwright, and B. Yu (2009). Lower bounds on minimax rates for nonparametric regression with additive sparsity and smoothness. In *NIPS*.
- Raskutti, G., M. J. Wainwright, and B. Yu (2012, February). Minimax-optimal rates for sparse additive models over kernel classes via convex programming. *J. Mach. Learn. Res.* 13(1), 389–427.
- Ravikumar, P., J. Lafferty, H. Liu, and L. Wasserman (2009). Sparse additive models. *Journal of the Royal Statistical Society: Series B (Statistical Methodology)* 71(5), 1009–1030.
- Roustant, O., D. Ginsbourger, and Y. Deville (2012). Dicekriging, diceoptim: Two r packages for the analysis of computer experiments by kriging-based metamodeling and optimization. *Journal of Statistical Software, Articles* 51(1), 1–55.
- Saitoh, S. (1988). *Theory of reproducing kernels and its applications*. Pitman research notes in mathematics series. Longman Scientific & Technical.
- Saltelli, A. (2002). Making best use of model evaluations to compute sensitivity indices. *Computer Physics Communications* 145(2), 280 – 297.
- Saltelli, A., K. Chan, and E. Scott (2009). *Sensitivity Analysis*. Wiley.

- Saltelli, A., S. Tarantola, and K. P.-S. Chan (1999). A quantitative model-independent method for global sensitivity analysis of model output. *Technometrics* 41(1), 39–56.
- Schoutens, W. (2000). *Stochastic Processes and Orthogonal Polynomials*. Lecture Notes in Statistics. Springer New York.
- Sobol, I. M. (1993). Sensitivity estimates for nonlinear mathematical models. In *Sensitivity Estimates for Nonlinear Mathematical Models*.
- Soize, C. and R. Ghanem (2004). Physical systems with random uncertainties: Chaos representations with arbitrary probability measure. *SIAM Journal on Scientific Computing* 26(2), 395–410.
- Sudret, B. (2008). Global sensitivity analysis using polynomial chaos expansions. *Reliability Engineering & System Safety* 93(7), 964 – 979. Bayesian Networks in Dependability.
- Van der Vaart, A. W. (1998). *Asymptotic Statistics*. Cambridge Series in Statistical and Probabilistic Mathematics. Cambridge University Press.
- Welch, W. J., R. J. Buck, J. Sacks, H. P. Wynn, T. J. Mitchell, and M. D. Morris (1992). Screening, predicting, and computer experiments. *Technometrics* 34(1), 15–25.
- Wiener, N. (1938). The homogeneous chaos. *American Journal of Mathematics* 60(4), 897–936.
- Yang, Y. and H. Zou (2015, November). A fast unified algorithm for solving group-lasso penalize learning problems. *Statistics and Computing* 25(6), 1129–1141.
- Yuan, M. and Y. Lin (2006). Model selection and estimation in regression with grouped variables. *Journal of the Royal Statistical Society: Series B (Statistical Methodology)* 68(1), 49–67.