

What Can Neural Networks Reason About?

Keyulu Xu* Jingling Li† Mozhi Zhang† Simon S. Du ‡
Ken-ichi Kawarabayashi§ Stefanie Jegelka*

* Massachusetts Institute of Technology (MIT)

† University of Maryland ‡ Institute for Advanced Study

§ National Institute of Informatics


Abstract

Neural networks have succeeded in many reasoning tasks. Empirically, these tasks require specialized network structures, e.g., Graph Neural Networks (GNNs) perform well on many such tasks, while less structured networks fail. Theoretically, there is limited understanding of why and when a network structure generalizes better than other equally expressive ones.

We develop a framework to characterize which reasoning tasks a network can learn well, by studying how well its structure aligns with the algorithmic structure of the relevant reasoning procedure. We formally define algorithmic alignment and derive a sample complexity bound that decreases with better alignment. This framework explains the empirical success of popular reasoning models and suggests their limitations. We unify seemingly different reasoning tasks, such as intuitive physics, visual question answering, and shortest paths, via the lens of a powerful algorithmic paradigm, dynamic programming (DP). We show that GNNs can learn DP and thus solve these tasks. On several reasoning tasks, our theory aligns with empirical results.



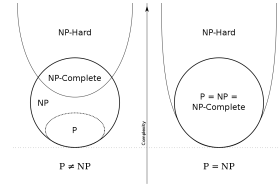
Summary statistics
What is the maximum value difference among treasures?



Relational argmax
What are the colors of the furthest pair of objects?



Dynamic programming
What is the cost to defeat monster X by following the optimal path?



NP-hard problem
Subset sum: Is there a subset that sums to 0?

Figure 1: **Overview of reasoning tasks with increasingly complex structure.** Each *task category* shows an example task on which we perform experiments in Section 4. Algorithmic alignment suggests that (a) Deep Sets and GNNs, but not MLP, can *sample efficiently* learn summary statistics, (b) GNNs, but not Deep Sets, can learn relational argmax, (c) GNNs can learn dynamic programming, an algorithmic paradigm that we show to unify many reasoning tasks, (d) GNNs cannot learn subset sum (NP-hard), but NES, a network we design based on exhaustive search, can generalize. Our theory agrees with empirical results (Fig. 3).

1 Introduction

Recently, there have been many advances in building neural networks that can learn to reason. Reasoning spans a variety of tasks, for instance, visual and text-based question answering [20, 40, 18, 13, 2], intuitive physics, i.e., predicting the time evolution of physical objects [6, 39, 14, 11], mathematical reasoning [32, 10] and visual IQ tests [31, 45].

Curiously, neural networks that perform well in reasoning tasks usually possess specific *structures* [30]. Many successful models follow the Graph Neural Network (GNN) framework [7, 6, 28, 26, 29, 19]. These networks explicitly model pairwise relations and recursively update each object’s representation by aggregating its relations with other objects. Other computational structures, e.g., neural symbolic programs [43, 25, 21] and Deep Sets [44], are effective on specific tasks.

However, there is limited understanding of the relation between the generalization ability and network structure for reasoning. *What tasks can a neural network (sample efficiently) learn to reason about?* Answering this question is crucial for understanding the empirical success and limitations of existing models, and for designing better models for new reasoning tasks.

This paper is an initial work towards answering this fundamental question. We develop a theoretical framework to characterize what tasks a neural network can reason about. We build on a simple observation that reasoning procedures resemble algorithms. Hence, we study how well a reasoning algorithm *aligns* with the computation graph of the network. Intuitively, if they align well, the network only needs to learn *simple* algorithm steps to simulate the reasoning procedure, which leads to better sample efficiency. We formalize this intuition with a numeric measure of algorithmic alignment, and show initial support for our hypothesis that algorithmic alignment facilitates learning: Under simplifying assumptions, we show a sample complexity bound that decreases with better alignment.

Our framework explains the empirical success of popular reasoning models and suggests their limitations. As concrete examples, we study four categories of increasingly complex reasoning tasks: summary statistics, relational argmax (asking about properties of the result of comparing multiple relations), dynamic programming, and NP-hard problems (Fig. 1). Using alignment, we characterize which architectures are expected to learn each task well: Networks inducing permutation invariance, such as Deep Sets [44], can learn summary statistics, and one-iteration GNNs can learn relational argmax. Many other more complex tasks, such as intuitive physics, visual question answering, and shortest paths – despite seeming different – can all be solved via a powerful algorithmic paradigm: dynamic programming (DP) [9]. Multi-iteration GNNs algorithmically align with DP and hence are expected to sample-efficiently learn these tasks. Indeed, they do. Our results offer an explanation for the popularity of GNNs in the relational reasoning literature,

and also suggest limitations for tasks with even more complex structure. As an example of such a task, we consider subset sum, an NP-hard problem where GNNs indeed fail. Overall, empirical results (Fig. 3) agree with our theoretical analysis based on algorithmic alignment (Fig. 1). These findings also suggest how to take into account task structure when designing new architectures.

The perspective that structure in networks helps is not new. For example, in a well-known position paper, Battaglia et al. [7] argue that GNNs are suitable for relational reasoning because they have relational inductive biases, but without formalizations. Here, we take such ideas one step further, by introducing a *formal* definition (algorithmic alignment) for quantifying the relation between network and task structure, and by formally deriving implications for learning. These theoretical ideas are the basis for characterizing what reasoning tasks a network can learn well. Our algorithmic structural condition also differs from structural assumptions common in learning theory, e.g. norms [37, 4, 5, 27, 16] and specifically aligns with reasoning.

In summary, we introduce algorithmic alignment to analyze learning for reasoning. Our initial theoretical results suggest that algorithmic alignment is desirable for generalization. On four categories of reasoning tasks with increasingly complex structure, we apply our framework to analyze which tasks some popular networks can learn well. GNNs algorithmically align with dynamic programming, which solves a broad range of reasoning tasks. Finally, our framework implies guidelines for designing networks for new reasoning tasks. Our theory agrees with experimental results.

2 Preliminaries

We begin by introducing notations and summarizing common neural networks for reasoning tasks. Let S denote the universe, *i.e.*, a configuration/set of objects to reason about. Each object $s \in S$ is represented by a vector X . This vector could be state descriptions [6, 30] or features learned from data such as images [30]. Information about the specific question can also be included in the object representations. Given a set of universes $\{S_1, \dots, S_M\}$ and answer labels $\{y_1, \dots, y_M\} \subseteq \mathcal{Y}$, we aim to learn a function g that can answer questions about unseen universes, $y = g(S)$.

Multi-layer perceptron (MLP). For a single-object universe, applying an MLP on the object representation usually works well. But when there are multiple objects, simply applying an MLP to the concatenated object representations often does not generalize [30].

Deep Sets. The reasoning function is defined on a set and therefore should be permutation-invariant, *i.e.*, the output is the same for all input orderings. To induce permutation-invariance in the neural network, Zaheer et al. [44] propose *Deep Sets*.

$$y = \text{MLP}_2 \left(\sum_{s \in S} \text{MLP}_1(X_s) \right). \quad (2.1)$$

Graph Neural Networks (GNNs). GNNs are originally proposed for learning on graphs [34]. Their structures follow a message passing scheme [15, 41, 42], where the representation $h_s^{(k)}$ of each node s (in iteration k) is recursively updated by aggregating the representation of neighboring nodes. GNNs can be adopted for reasoning by considering objects as nodes and assuming all objects pairs are connected, *i.e.*, a complete graph [7]:

$$h_s^{(k)} = \sum_{t \in S} \text{MLP}_1^{(k)} \left(h_s^{(k-1)}, h_t^{(k-1)} \right), \quad h_S = \text{MLP}_2 \left(\sum_{s \in S} h_s^{(K)} \right), \quad (2.2)$$

where h_S is the answer/output and K is the number of GNN layers. Each object's representation is initialized as $h_s^{(0)} = X_s$. Although other aggregation functions are proposed, we use sum in our experiments. Similar to Deep Sets, GNNs are also permutation invariant. While Deep Sets focus on individual objects, GNNs can also focus on pairwise relations.

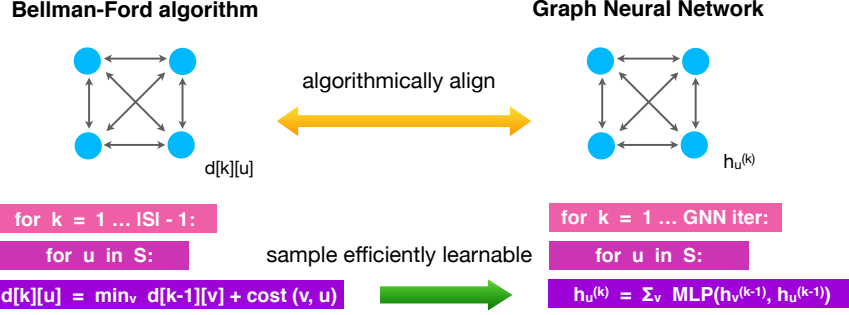


Figure 2: Our framework suggests that **better algorithmic alignment improves generalization**. The Bellman-Ford algorithm (left) aligns well with GNN (right). Therefore, GNN can simulate Bellman-Ford by filling in (learning) *simple* algorithm steps (the relaxation step denoted by purple blocks). In contrast, a giant MLP does not align well, because it needs to learn the *entire for loop*. Thus, GNN should generalize better when learning shortest path, which is confirmed in experiments (Section 4.3). The graphs illustrate structure: nodes are variables in an algorithm or representation vectors in a network, and arrows are an algorithm step or an MLP module of GNN.

The GNN framework includes many reasoning models. Relation Networks [30] and Interaction Networks [6] resemble one-layer GNNs. Recurrent Relational Networks [28] apply LSTMs [17] after aggregation.

3 Theoretical Framework: Algorithmic Alignment

Our theory studies how the network structure and task may interact, and what the implications are for generalization. Different network structures have different degrees of success in reasoning tasks, e.g., GNNs can learn relations well, but Deep Sets often fail (Fig. 3). However, all these networks are universal approximators (Propositions 3.1 and 3.2). Thus, their differences in test accuracy must come from generalization.

We observe that the answer to many reasoning tasks may be derived by following a reasoning algorithm; we further illustrate the algorithms for some reasoning tasks in Section 4. Many neural networks can *represent* algorithms. For example, Deep Sets can universally represent permutation-invariant set functions [44, 38]. This also holds for GNNs and MLPs, as we show in Propositions 3.1 and 3.2 (our setting differs from Scarselli et al. [33] and Xu et al. [42], who study functions on graphs):

Proposition 3.1. Let $f : \mathbb{R}^{d \times N} \rightarrow \mathbb{R}$ be any continuous function over sets S of bounded cardinality $|S| \leq N$. If f is permutation-invariant to the elements in S , and the elements are in a compact set in \mathbb{R}^d , then f can be approximated arbitrarily closely by a GNN (of any depth).

Proposition 3.2. For any GNN \mathcal{N} , there is an MLP that can represent all functions \mathcal{N} can represent.

But, empirically, not all network structures work well when *learning* these algorithms, i.e., they generalize differently. Intuitively, a network may generalize better if it can represent a function “more easily”. We formalize this idea by *algorithmic alignment*, formally defined in Definition 3.4. Indeed, not only the reasoning procedure has an algorithmic structure: the neural network’s architecture induces a computational structure on the function it computes. This corresponds to an algorithm that prescribes how the network combines computations from modules. Fig. 2 illustrates this idea for a GNN, where the modules are its MLPs applied to pairs of objects. In the shortest paths problem, the GNN matches the structure of the Bellman-Ford algorithm: to simulate the Bellman-Ford with a GNN, the GNN’s MLP modules only need to learn a *simple* update equation (Fig. 2). In contrast, if we want to represent the Bellman-Ford algorithm with a single MLP, it needs to simulate an *entire for-loop*, which is much more complex than one update step. Therefore, we expect the GNN to have better sample complexity than MLP when learning to solve shortest path problems.

This perspective suggests that whether a neural network can learn a reasoning task depends on whether *there exists* an algorithmic solution that the network aligns well with.

3.1 Formalization of Algorithmic Alignment

We formalize the above intuition in a PAC learning framework [36]. PAC learnability formalizes *simplicity* as sample complexity, i.e., the number of samples needed to ensure low test error with high probability. It refers to a learning algorithm \mathcal{A} that, given training samples $\{x_i, y_i\}_{i=1}^M$, outputs a function $f = \mathcal{A}(\{x_i, y_i\}_{i=1}^M)$. The learning algorithm here is the training method for the neural network, e.g., gradient descent. A function is simple if it has low sample complexity.

Definition 3.3. (PAC learning and sample complexity). Fix an error parameter $\epsilon > 0$ and failure probability $\delta \in (0, 1)$. Suppose $\{x_i, y_i\}_{i=1}^M$ are i.i.d. samples from some distribution \mathcal{D} , and the data satisfies $y_i = g(x_i)$ for some underlying function g . Let $f = \mathcal{A}(\{x_i, y_i\}_{i=1}^M)$ be the function generated by a learning algorithm \mathcal{A} . Then g is (M, ϵ, δ) -*learnable* with \mathcal{A} if

$$\mathbb{P}_{x \sim \mathcal{D}} [\|f(x) - g(x)\| \leq \epsilon] \geq 1 - \delta. \quad (3.1)$$

The *sample complexity* $\mathcal{C}_{\mathcal{A}}(g, \epsilon, \delta)$ is the minimum M so that g is (M, ϵ, δ) -learnable with \mathcal{A} .

With the PAC learning framework, we define a numeric measure of algorithmic alignment (Definition 3.4), and under simplifying assumptions, we show that the sample complexity decreases with better algorithmic alignment (Theorem 3.6).

Formally, a neural network aligns with an algorithm if it can simulate the algorithm via a limited number of modules, and each module is simple, i.e., has low sample complexity.

Definition 3.4. (Algorithmic alignment). Let g be a reasoning function and \mathcal{N} a neural network with n modules \mathcal{N}_i . The module functions f_1, \dots, f_n generate g for \mathcal{N} if, by replacing \mathcal{N}_i with f_i , the network \mathcal{N} simulates g . Then \mathcal{N} (M, ϵ, δ) -algorithmically aligns with g if (1) f_1, \dots, f_n generate g and (2) there are learning algorithms \mathcal{A}_i for the \mathcal{N}_i 's such that $n \cdot \max_i \mathcal{C}_{\mathcal{A}_i}(f_i, \epsilon, \delta) \leq M$.

Good algorithmic alignment, i.e., small M , implies all algorithm steps f_i to simulate the algorithm g are *easy to learn*. Therefore, the algorithm steps should not simulate complex programming constructs such as for-loops, whose sample complexity is large (Theorem 3.5).

Next, we show how to compute the algorithmic alignment value M . Algorithmic alignment resembles Kolmogorov complexity [23] for neural networks. Thus, it is generally non-trivial to obtain the optimal alignment between a neural network and an algorithm. However, one important difference to Kolmogorov complexity is that any algorithmic alignment that yields decent sample complexity is good enough (unless we want the tightest bound). In Section 4, we will show that we can usually derive a near-optimal alignment by avoiding as many “for loops” in algorithm steps as possible. Then, we can compute the value of an alignment by summing the sample complexity of the algorithm steps with respect to the modules, e.g. MLPs. As an example, we show how to compute sample complexity of MLP modules.

Recent work shows sample complexity for overparameterized two or three-layer MLPs by analyzing their gradient descent trajectories [3, 1]. Theorem 3.5, proved in the Appendix, summarizes and extends Theorem 6.1 of Arora et al. [3] to vector-valued functions. Our framework can be used with other sample complexity bounds for other types of modules, too.

Theorem 3.5. (Sample complexity for overparameterized MLP modules). Let \mathcal{A} be an overparameterized and randomly initialized two-layer MLP trained with gradient descent for a sufficient number of iterations. Suppose $g : \mathbb{R}^d \rightarrow \mathbb{R}^m$ with components $g(x)^{(i)} = \sum_j \alpha_j^{(i)} (\beta_j^{(i)\top} x)^{p_j^{(i)}}$, where $\beta_j^{(i)} \in \mathbb{R}^d$,

$\alpha \in \mathbb{R}$, and $p_j^{(i)} = 1$ or $p_j^{(i)} = 2l$ ($l \in \mathbb{N}_+$). The sample complexity $\mathcal{C}_{\mathcal{A}}(g, \epsilon, \delta)$ is

$$\mathcal{C}_{\mathcal{A}}(g, \epsilon, \delta) = O\left(\frac{\max_i \sum_{j=1}^K p_j^{(i)} |\alpha_j^{(i)}| \cdot \|\beta_j^{(i)}\|_2^{p_j^{(i)}} + \log(m/\delta)}{(\epsilon/m)^2}\right). \quad (3.2)$$

Theorem 3.5 suggests that functions that are “simple” when expressed as a polynomial, e.g., via a Taylor expansion, are sample efficiently learnable by an MLP module. Thus, algorithm steps that perform computation over many objects may require many samples for an MLP module to learn, since the number K of polynomials or $\|\beta_j^{(i)}\|$ can increase in Eqn. (3.2). “For loop” is one example of such complex algorithm steps.

3.2 Better Algorithmic Alignment Implies Better Generalization

We show an initial result demonstrating that algorithmic alignment is desirable for generalization. Theorem 3.6 states that, in a simplifying setting where we sequentially train modules of a network with auxiliary labels, the sample complexity bound increases with algorithmic alignment value M .

While we do not have auxiliary labels in practice, we observe the same pattern for end-to-end learning in experiments (Section 4). We leave sample complexity analysis for end-to-end-learning to future work. We prove Theorem 3.6 in Appendix D.

Theorem 3.6. (Algorithmic alignment improves sample complexity). Fix ϵ and δ . Suppose $\{S_i, y_i\}_{i=1}^M \sim \mathcal{D}$, where $|S_i| < N$, and $y_i = g(S_i)$ for some g . Suppose $\mathcal{N}_1, \dots, \mathcal{N}_n$ are network \mathcal{N} ’s MLP modules in sequential order. Suppose \mathcal{N} and g (M, ϵ, δ)-algorithmically align via functions f_1, \dots, f_n . Under the following assumptions, g is $(M, O(\epsilon), O(\delta))$ -learnable by \mathcal{N} .

a) Algorithm stability. Let \mathcal{A} be the learning algorithm for the \mathcal{N}_i ’s. Suppose $f = \mathcal{A}(\{x_i, y_i\}_{i=1}^M)$, and $\hat{f} = \mathcal{A}(\{\hat{x}_i, y_i\}_{i=1}^M)$. For any x , $\|f(x) - \hat{f}(x)\| \leq L_0 \cdot \max_i \|x_i - \hat{x}_i\|$, for some L_0 .

b) Sequential learning. We train \mathcal{N}_i ’s sequentially: \mathcal{N}_1 has input samples $\{\hat{x}_i^{(1)}, f_1(\hat{x}_i^{(1)})\}_{i=1}^N$, with $\hat{x}_i^{(1)}$ obtained from S_i . For $j > 1$, the input $\hat{x}_i^{(j)}$ for \mathcal{N}_j are the outputs from the previous modules, but labels are generated by the correct functions f_{j-1}, \dots, f_1 on $\hat{x}_i^{(1)}$.

c) Lipschitzness. The learned functions \hat{f}_j satisfy $\|\hat{f}_j(x) - \hat{f}_j(\hat{x})\| \leq L_1 \|x - \hat{x}\|$, for some L_1 .

In our analysis, the Lipschitz constants and the universe size are constants going into $O(\epsilon)$ and $O(\delta)$. As an illustrative example, we use Theorem 3.6 and 3.5 to show that GNN has a polynomial improvement in sample complexity over MLP when learning simple relations. Indeed, GNN aligns better with summary statistics of pairwise relations than MLP does (Section 4.1).

Corollary 3.7. Suppose universe S has ℓ objects X_1, \dots, X_ℓ , and $g(S) = \sum_{i,j} (X_i - X_j)^2$. In the setting of Theorem 3.6, the sample complexity bound for MLP is $O(\ell^2)$ times larger than for GNN.

4 Predicting What Neural Networks Can Reason About

Next, we apply our framework to analyze the neural networks for reasoning from Section 2: MLP, Deep Sets, and GNNs. Using algorithmic alignment, we predict whether each model can generalize on four categories of increasingly complex reasoning tasks: summary statistics, relational argmax, dynamic programming, and NP-hard problem (Fig. 3). Our theoretical analysis is confirmed with experiments (Dataset and training details are in Appendix G).

To empirically compare sample complexity of different models, we make sure all models perfectly fit training sets through extensive hyperparameter tuning. Therefore, the test accuracy reflects how well a model

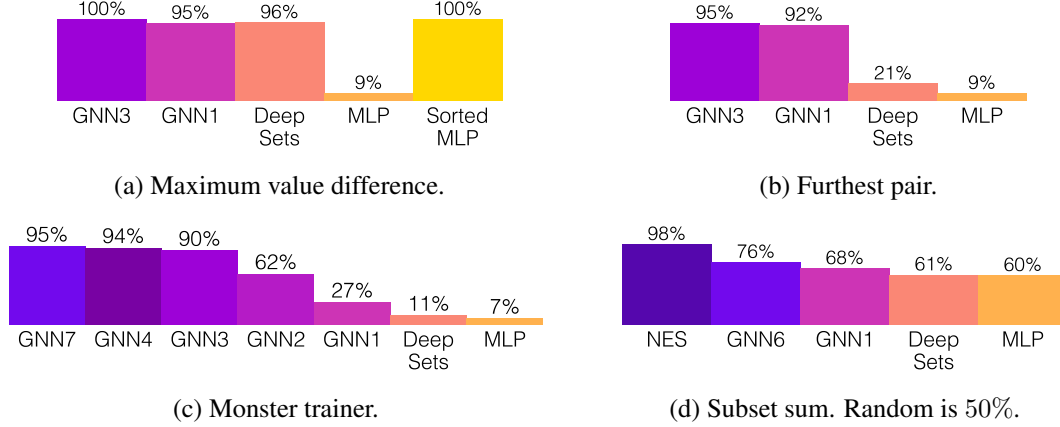


Figure 3: **Test accuracies on reasoning tasks with increasingly complex structure.** Fig. 1 shows an overview of the tasks. GNN k is GNN with k iterations. (a) Summary statistics. All models except MLP generalize. (b) Relational argmax. Deep Sets fail. (c) Dynamic programming. Only GNNs with sufficient iterations generalize. (d) An NP-hard problem. Even GNNs fail, but NES generalizes.

generalizes. Our analysis also explains why GNNs are widely successful across reasoning tasks. Popular reasoning tasks such as visual question answering and intuitive physics can be solved by DP, which GNN can learn sample-efficiently.

4.1 Summary Statistics

As discussed in Section 2, we assume each object X has a state representation $X = [h_1, h_2, \dots, h_k]$, where each $h_i \in \mathbb{R}^{d_i}$ is a feature vector. MLP can learn simple polynomial functions of the state representation (Theorem 3.5). In this section, we show how Deep Sets use MLP as building blocks to learn summary statistics.

Questions about summary statistics are common in reasoning tasks. One example from CLEVR [20] is “How many objects are either small cylinders or red things?” Deep Sets (Eqn. 2.1) align well with algorithms that compute summary statistics over individual objects. Suppose we want to compute the sum of a feature over all objects. To simulate the reasoning algorithm, we can use the first MLP in Deep Sets to extract the desired feature and aggregate them using the pooling layer. Under this alignment, each MLP only needs to learn simple steps, which leads to good sample complexity. Similarly, Deep Sets can learn to compute *max* or *min* of a feature by using smooth approximations like the softmax $\max_{s \in S} X_s \approx \log(\sum_{s \in X_s} \exp(X_s))$.

In contrast, if we train an MLP to perform sum or max, the MLP must learn a complex for-loop and therefore needs more samples. Therefore, our framework predicts that Deep Sets have better sample complexity than MLP when learning summary statistics.

Maximum value difference. We confirm our predictions by training models to compute the *maximum value difference* task. Each object in this task is a treasure $X = [h_1, h_2, h_3]$ with location h_1 , value h_2 , and color h_3 . We train models to predict the difference in value between the most and the least valuable treasure, $y(S) = \max_{s \in S} h_2(X_s) - \min_{s \in S} h_2(X_s)$.

The test accuracy follows our prediction (Fig. 3a). MLP does not generalize and only has 9% test accuracy, while Deep Sets has 96%. Interestingly, if we sort the treasures by value (Sorted MLP in Fig. 3a), MLP achieves perfect test accuracy. This observation can be explained with our theory—when the treasures are sorted, the reasoning algorithm is reduced to a simple subtraction: $y(S) = h_2(X_{|S|}) - h_2(X_1)$, which has a low sample complexity for even MLPs (Theorem 3.5). GNNs also have high test accuracies. This is because summary statistics are a special case of relational argmax, which GNNs can learn as shown next.

4.2 Relational Argmax

Next, we study *relational argmax*: tasks where we need to compare pairwise relations and answer a question about that result. For example, a question from Sort-of-CLEVR [30] asks “What is the shape of the object that is farthest from the gray object?”, which requires comparing the distance between object pairs.

A one-iteration GNN aligns well with relational argmax, as it sums over all pairs of objects, and thus can compare, e.g. via softmax, pairwise information without learning the “for loops”. In contrast, Deep Sets require many samples to learn this, because most pairwise relations cannot be encoded as a sum of individual objects:

Claim 4.1. Suppose $g(x, y) = 0$ if and only if $x = y$. There is no f such that $g(x, y) = f(x) + f(y)$.

Therefore, if we train a Deep Set to compare pairwise relations, one of the MLP modules has to learn a complex “for loop”, which leads to poor sample complexity. Our experiment confirms that GNNs generalize better than Deep Sets when learning relational argmax.

Furthest pair. As an example of relational argmax, we train models to identify the furthest pair among a set of objects. We use the same object settings as the maximum value difference task. We train models to find the colors of the two treasures with the largest distance. The answer is a pair of colors, encoded as an integer category:

$$y(S) = (h_3(X_{s_1}), h_3(X_{s_2})) \quad \text{s.t.} \quad \{X_{s_1}, X_{s_2}\} = \arg \max_{s_1, s_2 \in S} \|h_1(X_{s_1}) - h_1(X_{s_2})\|_{\ell_1}$$

Distance as a pairwise function satisfies the condition in Claim 4.1. As predicted by our framework, Deep Sets has only 21% test accuracy, while GNNs have more than 90% accuracy.

4.3 Dynamic Programming

We observe that a broad class of relational reasoning tasks can be unified by the powerful algorithmic paradigm *dynamic programming (DP)* [9]. DP recursively breaks down a problem into simpler sub-problems. It has the following general form:

$$\text{Answer}[k][i] = \text{DP-Update}(\{\text{Answer}[k-1][j]\}, j = 1 \dots n), \quad (4.1)$$

where $\text{Answer}[k][i]$ is the solution to the sub-problem indexed by iteration k and state i , and DP-Update is an task-specific update function that computes $\text{Answer}[k][i]$ from $\text{Answer}[k-1][j]$ ’s.

GNNs algorithmically align with a class of DP algorithms. We can interpret GNN as a DP algorithm, where node representations $h_i^{(k)}$ are $\text{Answer}[k][i]$, and the GNN aggregation step is DP-Update. Therefore, Theorem 3.6 suggests that a GNN with enough iterations can sample efficiently learn any DP algorithm with a simple DP-update function, e.g. sum/min/max.

Shortest paths. As an example, we experiment with GNN on Shortest Paths, a standard DP problem. Shortest path can be solved by the Bellman-Ford algorithm [8], which recursively updates the minimum distance between each object u and the source s is the following:

$$\text{distance}[1][u] = \text{cost}(s, u), \quad \text{distance}[k][u] = \min_v \{ \text{distance}[k-1][v] + \text{cost}(v, u) \}, \quad (4.2)$$

As discussed above, GNN aligns well with this DP algorithm. Therefore, our framework predicts that GNN has good sample complexity when learning to find shortest paths. To verify this, we test different models on a **monster trainer** game, which is a shortest path variant with unknown cost functions that need to be learned by the models. Appendix G.3 describes the task in details.

In Fig. 3c, only GNNs with at least four iterations generalize well. The empirical result confirms our theory: a neural network can learn a task well if *there exists* an algorithm that it aligns well with. Interestingly,

GNN does not need as many iterations as Bellman-Ford. While Bellman-Ford needs $N = 7$ iterations, GNNs with four iterations have almost identical test accuracy as GNNs with seven iterations (94% vs 95%). This can also be explained through algorithmic alignment, as GNN aligns with an optimized version of Bellman-Ford, which we explain in Appendix G.3.

After verifying that GNNs can sample-efficiently learn DP, we show that two popular families of reasoning tasks, visual question answering and intuitive physics, can be formulated as DP. Therefore, our framework explains why GNNs are effective in these tasks.

Visual question answering. The Pretty-CLEVR dataset [28] is an extension of Sort-of-CLEVR [30] and CLEVR [20]. GNN works well on these datasets. Each question in Pretty-CLEVR has state representations and asks “Starting at object X, if each time we jump to the closest object, which object is K jumps away?”. This problem can be solved by DP, which computes the answers for k jumps from the answers for $(k - 1)$ jumps.

$$\text{closest}[1][i] = \arg \min_j d(i, j), \quad \text{closest}[k][i] = \text{closest}[k - 1][\text{closest}[1][i]] \text{ for } k > 1, \quad (4.3)$$

where $\text{closest}[k][i]$ is the answer for jumping k times from object i , and $d(i, j)$ is the distance between the i -th and the j -th object.

Intuitive physics. Battaglia et al. [6] and Watters et al. [39] train neural networks to predict object dynamics in rigid body scenes and n-body systems. Chang et al. [11] and Janner et al. [19] study other rigid body scenes. Suppose the force acting on a physical object stays constant, we can compute the object’s trajectory with simple functions (physics laws) based on its initial position and force. Physical interactions, however, make the force change, which means the function to compute the object’s dynamics has to change too. Thus, a DP algorithm would *recursively* compute the next force changes in the system and update DP states (velocity, momentum, position etc of objects) according to the (learned) forces and physics laws [35].

$$\text{for } k = 1..K : \quad \text{time} = \min_{i,j} \text{Force-change-time}(\text{state}[k - 1, i], \text{state}[k - 1, j]), \quad (4.4)$$

$$\text{for } i = 1..N : \quad \text{state}[k][i] = \text{Update-by-forces}(\text{state}[k - 1][j], \text{time}), \quad j = 1..N, \quad (4.5)$$

Force-change-time computes the time at which the force between object i and j will change. Update-by-forces updates the state of each object at the next force change time. In rigid body systems, force changes only at collision. In datasets where no object collides more than once between time frames, one-iteration algorithm/GNN can work [6]. More iterations are needed if multiple collisions occur between two consecutive frames [24]. In n-body systems, forces change continuously but smoothly. Thus, finite-iteration DP/GNN can be viewed as a form of Runge-Kutta method [12].

4.4 Designing Neural Networks with Algorithmic Alignment

While DP solves many reasoning tasks, it has limitations. For example, NP-hard problems cannot be solved by DP. It follows that GNN also cannot sample-efficiently learn these hard problems. Fortunately, our framework provides a solution: if we know the structure of the underlying reasoning algorithm, we can design a network with a similar structure to learn it. If we have no prior knowledge about the structure, then neural architecture search over algorithmic structures will be needed.

Subset Sum. As an example, we design a new architecture that can learn to solve the subset sum problem: Given a set of numbers, does there exists a subset that sums to 0? Subset sum is NP-hard [22] and cannot be solved by DP. Therefore, our framework predicts that GNN cannot generalize on this task. One subset sum algorithm is exhaustive search, where we enumerate all $2^{|S|}$ possible subsets τ and check whether τ has zero-sum. Following this algorithm, we design a similarly structured neural network which we call **Neural Exhaustive Search (NES)**. Given a universe, NES enumerates all subsets of objects and passes each subset through an LSTM followed by a MLP. The results are aggregated with a max-pooling layer and MLP:

$$\text{MLP}_2(\max_{\tau \subseteq S} \text{MLP}_1 \circ \text{LSTM}(X_1, \dots, X_{|\tau|} : X_1, \dots, X_{|\tau|} \in \tau)). \quad (4.6)$$

This architecture aligns well with subset-sum, since the first MLP and LSTM only needs to learn a simple step, checking whether a subset has zero sum. Therefore, we expect NES to generalize well in this task. Indeed, NES has 98% test accuracy, while other models have below 80% accuracy (Fig. 3d).

5 Conclusion

This paper is an initial step towards formally understanding how neural networks can learn to reason. We introduce an algorithmic alignment perspective that may inspire neural network design and opens up theoretical avenues. An interesting future direction is to design, e.g. via algorithmic alignment, neural networks that can learn other general algorithmic paradigms, and to explore the neural architecture search space of algorithmic structures.

Acknowledgments

This research was supported by NSF CAREER award 1553284, DARPA DSOs Lagrange program under grant FA86501827838 and a Chevron-MIT Energy Fellowship. This research was also supported by JST ERATO JPMJER1201 and JSPS Kakenhi JP18H05291. MZ was supported by DARPA award HR0011-15-C-0113 under subcontract to Raytheon BBN Technologies. The views, opinions, and/or findings contained in this article are those of the author and should not be interpreted as representing the official views or policies, either expressed or implied, of the Defense Advanced Research Projects Agency or the Department of Defense.

References

- [1] Zeyuan Allen-Zhu, Yuanzhi Li, and Yingyu Liang. Learning and generalization in overparameterized neural networks, going beyond two layers. *arXiv preprint arXiv:1811.04918*, 2018.
- [2] Stanislaw Antol, Aishwarya Agrawal, Jiasen Lu, Margaret Mitchell, Dhruv Batra, C Lawrence Zitnick, and Devi Parikh. Vqa: Visual question answering. In *Proceedings of the IEEE international conference on computer vision*, pages 2425–2433, 2015.
- [3] Sanjeev Arora, Simon S Du, Wei Hu, Zhiyuan Li, and Ruosong Wang. Fine-grained analysis of optimization and generalization for overparameterized two-layer neural networks. In *International Conference on Machine Learning*, 2019.
- [4] Peter L Bartlett and Shahar Mendelson. Rademacher and gaussian complexities: Risk bounds and structural results. *Journal of Machine Learning Research*, 3(Nov):463–482, 2002.
- [5] Peter L Bartlett, Dylan J Foster, and Matus J Telgarsky. Spectrally-normalized margin bounds for neural networks. In *Advances in Neural Information Processing Systems*, pages 6240–6249, 2017.
- [6] Peter Battaglia, Razvan Pascanu, Matthew Lai, Danilo Jimenez Rezende, et al. Interaction networks for learning about objects, relations and physics. In *Advances in Neural Information Processing Systems*, pages 4502–4510, 2016.
- [7] Peter W Battaglia, Jessica B Hamrick, Victor Bapst, Alvaro Sanchez-Gonzalez, Vinicius Zambaldi, Mateusz Malinowski, Andrea Tacchetti, David Raposo, Adam Santoro, Ryan Faulkner, et al. Relational inductive biases, deep learning, and graph networks. *arXiv preprint arXiv:1806.01261*, 2018.
- [8] Richard Bellman. On a routing problem. *Quarterly of applied mathematics*, 16(1):87–90, 1958.
- [9] Richard Bellman. Dynamic programming. *Science*, 153(3731):34–37, 1966.
- [10] Michael Chang, Abhishek Gupta, Sergey Levine, and Thomas L. Griffiths. Automatically composing representation transformations as a means for generalization. In *International Conference on Learning Representations*, 2019.
- [11] Michael B Chang, Tomer Ullman, Antonio Torralba, and Joshua B Tenenbaum. A compositional object-based approach to learning physical dynamics. In *International Conference on Learning Representations*, 2017.
- [12] Paul L DeVries and Patrick Hamill. A first course in computational physics, 1995.
- [13] François Fleuret, Ting Li, Charles Dubout, Emma K Wampler, Steven Yantis, and Donald Geman. Comparing machines and humans on a visual categorization test. *Proceedings of the National Academy of Sciences*, 108(43):17621–17625, 2011.
- [14] Katerina Fragkiadaki, Pulkit Agrawal, Sergey Levine, and Jitendra Malik. Learning visual predictive models of physics for playing billiards. In *International Conference on Learning Representations*, 2016.
- [15] Justin Gilmer, Samuel S Schoenholz, Patrick F Riley, Oriol Vinyals, and George E Dahl. Neural message passing for quantum chemistry. In *International Conference on Machine Learning*, pages 1273–1272, 2017.
- [16] Noah Golowich, Alexander Rakhlin, and Ohad Shamir. Size-independent sample complexity of neural networks. In *Conference On Learning Theory*, pages 297–299, 2018.
- [17] Sepp Hochreiter and Jürgen Schmidhuber. Long short-term memory. *Neural computation*, 9(8):1735–1780, 1997.

- [18] Ronghang Hu, Jacob Andreas, Marcus Rohrbach, Trevor Darrell, and Kate Saenko. Learning to reason: End-to-end module networks for visual question answering. In *Proceedings of the IEEE International Conference on Computer Vision*, pages 804–813, 2017.
- [19] Michael Janner, Sergey Levine, William T. Freeman, Joshua B. Tenenbaum, Chelsea Finn, and Jiajun Wu. Reasoning about physical interactions with object-centric models. In *International Conference on Learning Representations*, 2019.
- [20] Justin Johnson, Bharath Hariharan, Laurens van der Maaten, Li Fei-Fei, C Lawrence Zitnick, and Ross Girshick. Clevr: A diagnostic dataset for compositional language and elementary visual reasoning. In *Proceedings of the IEEE Conference on Computer Vision and Pattern Recognition*, pages 2901–2910, 2017.
- [21] Justin Johnson, Bharath Hariharan, Laurens van der Maaten, Judy Hoffman, Li Fei-Fei, C Lawrence Zitnick, and Ross Girshick. Inferring and executing programs for visual reasoning. In *Proceedings of the IEEE International Conference on Computer Vision*, pages 2989–2998, 2017.
- [22] Richard M Karp. Reducibility among combinatorial problems. In *Complexity of computer computations*, pages 85–103. Springer, 1972.
- [23] Andrei N Kolmogorov. On tables of random numbers. *Theoretical Computer Science*, 207(2):387–395, 1998.
- [24] Yunzhu Li, Jiajun Wu, Russ Tedrake, Joshua B. Tenenbaum, and Antonio Torralba. Learning particle dynamics for manipulating rigid bodies, deformable objects, and fluids. In *International Conference on Learning Representations*, 2019.
- [25] Jiayuan Mao, Chuang Gan, Pushmeet Kohli, Joshua B. Tenenbaum, and Jiajun Wu. The neuro-symbolic concept learner: Interpreting scenes, words, and sentences from natural supervision. In *International Conference on Learning Representations*, 2019.
- [26] Damian Mrowca, Chengxu Zhuang, Elias Wang, Nick Haber, Li F Fei-Fei, Josh Tenenbaum, and Daniel L Yamins. Flexible neural representation for physics prediction. In *Advances in Neural Information Processing Systems*, pages 8799–8810, 2018.
- [27] Behnam Neyshabur, Ryota Tomioka, and Nathan Srebro. Norm-based capacity control in neural networks. In *Conference on Learning Theory*, pages 1376–1401, 2015.
- [28] Rasmus Palm, Ulrich Paquet, and Ole Winther. Recurrent relational networks. In *Advances in Neural Information Processing Systems*, pages 3368–3378, 2018.
- [29] Alvaro Sanchez-Gonzalez, Nicolas Heess, Jost Tobias Springenberg, Josh Merel, Martin Riedmiller, Raia Hadsell, and Peter Battaglia. Graph networks as learnable physics engines for inference and control. In *International Conference on Machine Learning*, pages 4467–4476, 2018.
- [30] Adam Santoro, David Raposo, David G Barrett, Mateusz Malinowski, Razvan Pascanu, Peter Battaglia, and Timothy Lillicrap. A simple neural network module for relational reasoning. In *Advances in neural information processing systems*, pages 4967–4976, 2017.
- [31] Adam Santoro, Felix Hill, David Barrett, Ari Morcos, and Timothy Lillicrap. Measuring abstract reasoning in neural networks. In *International Conference on Machine Learning*, pages 4477–4486, 2018.
- [32] David Saxton, Edward Grefenstette, Felix Hill, and Pushmeet Kohli. Analysing mathematical reasoning abilities of neural models. In *International Conference on Learning Representations*, 2019.

- [33] Franco Scarselli, Marco Gori, Ah Chung Tsoi, Markus Hagenbuchner, and Gabriele Monfardini. Computational capabilities of graph neural networks. *IEEE Transactions on Neural Networks*, 20(1):81–102, 2009.
- [34] Franco Scarselli, Marco Gori, Ah Chung Tsoi, Markus Hagenbuchner, and Gabriele Monfardini. The graph neural network model. *IEEE Transactions on Neural Networks*, 20(1):61–80, 2009.
- [35] Jos Thijssen. *Computational physics*. Cambridge university press, 2007.
- [36] Leslie G Valiant. A theory of the learnable. In *Proceedings of the sixteenth annual ACM symposium on Theory of computing*, pages 436–445. ACM, 1984.
- [37] Vladimir Vapnik. *The nature of statistical learning theory*. Springer science & business media, 2013.
- [38] Edward Wagstaff, Fabian B Fuchs, Martin Engelcke, Ingmar Posner, and Michael Osborne. On the limitations of representing functions on sets. In *International Conference on Machine Learning*, 2019.
- [39] Nicholas Watters, Daniel Zoran, Theophane Weber, Peter Battaglia, Razvan Pascanu, and Andrea Tacchetti. Visual interaction networks: Learning a physics simulator from video. In *Advances in neural information processing systems*, pages 4539–4547, 2017.
- [40] Jason Weston, Antoine Bordes, Sumit Chopra, Alexander M Rush, Bart van Merriënboer, Armand Joulin, and Tomas Mikolov. Towards ai-complete question answering: A set of prerequisite toy tasks. *arXiv preprint arXiv:1502.05698*, 2015.
- [41] Keyulu Xu, Chengtao Li, Yonglong Tian, Tomohiro Sonobe, Ken-ichi Kawarabayashi, and Stefanie Jegelka. Representation learning on graphs with jumping knowledge networks. In *International Conference on Machine Learning*, pages 5453–5462, 2018.
- [42] Keyulu Xu, Weihua Hu, Jure Leskovec, and Stefanie Jegelka. How powerful are graph neural networks? In *International Conference on Learning Representations*, 2019.
- [43] Kexin Yi, Jiajun Wu, Chuang Gan, Antonio Torralba, Pushmeet Kohli, and Josh Tenenbaum. Neural-symbolic vqa: Disentangling reasoning from vision and language understanding. In *Advances in Neural Information Processing Systems*, pages 1031–1042, 2018.
- [44] Manzil Zaheer, Satwik Kottur, Siamak Ravanbakhsh, Barnabas Poczos, Ruslan R Salakhutdinov, and Alexander J Smola. Deep sets. In *Advances in Neural Information Processing Systems*, pages 3391–3401, 2017.
- [45] Chi Zhang, Feng Gao, Baoxiong Jia, Yixin Zhu, and Song-Chun Zhu. Raven: A dataset for relational and analogical visual reasoning. In *Proceedings of the IEEE Conference on Computer Vision and Pattern Recognition*, pages 5317–5327, 2019.

A Proof for Proposition 3.1

We will prove the universal approximation of GNNs by showing that GNNs have at least the same expressive power as Deep Sets, and then apply the universal approximation of Deep Sets for permutation invariant continuous functions.

Zaheer et al. [44] prove the universal approximation of Deep Sets under the restriction that the set size is fixed and the hidden dimension is equal to the set size plus one. Wagstaff et al. [38] extend the universal approximation result for Deep Sets by showing that the set size does not have to be fixed and the hidden dimension is only required to be at least as large as the set size. The results for our purposes can be summarized as follows.

Universal approximation of Deep Sets. Assume the elements are from a compact set in \mathbb{R}^d . Any continuous function on a set S of size bounded by N , *i.e.*, $f : \mathbb{R}^{d \times N} \rightarrow \mathbb{R}$, that is permutation invariant to the elements in S can be approximated arbitrarily close by some Deep Sets model with sufficiently large width and output dimension for its MLPs.

Next we show any Deep Sets can be expressed by some GNN with one message passing iteration. The computation structure of one-layer GNNs is shown below.

$$h_s = \sum_{t \in S} \phi(X_s, X_t), \quad h_S = g\left(\sum_{s \in S} h_s\right), \quad (\text{A.1})$$

where ϕ and g are parameterized by MLPs. If ϕ is a function that ignores X_t so that $\phi(X_s, X_t) = \rho(X_s)$ for some ρ , *e.g.*, by letting part of the weight matrices in ϕ be 0, then we essentially get a Deep Sets in the following form.

$$h_s = \rho(X_s), \quad h_S = g\left(\sum_{s \in S} h_s\right). \quad (\text{A.2})$$

For any such ρ , we can get the corresponding ϕ via the construction above. Hence for any Deep Sets, we can express it with an one-layer GNN. The same result applies to GNNs with multiple layers (message passing iterations), because we can express a function $\rho(X_s)$ by the composition of multiple $\rho^{(k)}$'s, which we can express with a GNN layer via our construction above. It then follows that GNNs are universal approximators for permutation invariant continuous functions.

B Proof for Proposition 3.2

For any GNN \mathcal{N} , we construct an MLP that is able to do the exact same computation as \mathcal{N} . It will then follow that the MLP can represent any function \mathcal{N} can represent. Suppose the computation structure of \mathcal{N} is the following.

$$h_s^{(k)} = \sum_{t \in S} f^{(k)}\left(h_s^{(k-1)}, h_t^{(k-1)}\right), \quad h_S = g\left(\sum_{s \in S} h_s^{(K)}\right), \quad (\text{B.1})$$

where f and g are parameterized by MLPs. Suppose the set size is bounded by M (the expressive power of GNNs also depend on M [38]). We first show the result for a fixed size input, *i.e.*, MLPs can simulate GNNs if the input set has a fixed size, and then apply an ensemble approach to deal with variable sized input.

Let the input to the MLP be a vector concatenated by $h_s^{(0)}$'s, in some arbitrary ordering. For each message passing iteration of \mathcal{N} , any $f^{(k)}$ can be represented by an MLP. Thus, for each pair of $(h_t^{(k-1)}, h_s^{(k-1)})$, we

can set weights in the MLP so that the concatenation of all $f(h_t^{(k-1)}, h_s^{(k-1)})$ become the hidden vector after some layers of the MLP. With the vector of $f(h_t^{(k-1)}, h_s^{(k-1)})$ as input, in the next few layers of the MLP we can construct weights so that we have the concatenation of $h_s^{(k)} = \sum_{t \in S} f^{(k)}(h_s^{(k-1)}, h_t^{(k-1)})$ as the result of the hidden dimension, because we can encode summation with weights in MLPs. So far, we can simulate an iteration of GNN \mathcal{N} with layers of MLP. We can repeat the process for K times by stacking the similar layers. Finally, with a concatenation of $h_s^{(K)}$ as our hidden dimension in the MLP, similarly, we can simulate $h_S = g(\sum_{s \in S} h_s^{(K)})$ with layers of MLP. Stacking all layers together, we have obtained an MLP that can simulate \mathcal{N} .

To deal with variable sized inputs, we construct M MLPs that can simulate the GNN for each input set size $1, \dots, M$. Then we construct a meta-layer, whose weights represent (universally approximate) the summation of the output of M MLPs multiplied by an indicator function of whether each MLPs has the same size as the set input (these need to be input information). The meta layer weights on top can then essentially select the output from of MLP that has the same size as the set input and then exactly simulate the GNN. Note that the MLP we construct here has the requirement for how we input the data and the information of set sizes etc. In practice, we can have M MLPs and decide which MLP to use depending on the input set size.

C Proof for Theorem 3.5

Theorem 3.5 is a generalization of Theorem 6.1 in [3], which addresses the scalar case. See [3] for a complete list of assumptions.

Theorem C.1. [3] Suppose we have $g : \mathbb{R}^d \rightarrow \mathbb{R}$, $g(x) = \sum_j \alpha_j \left(\beta_j^\top x \right)^{p_j}$, where $\beta_j \in \mathbb{R}^d$, $\alpha \in \mathbb{R}$, and $p_j = 1$ or $p_j = 2l$ ($l \in \mathbb{N}_+$). Let \mathcal{A} be an overparameterized two-layer MLP that is randomly initialized and trained with gradient descent for a sufficient number of iterations. The sample complexity $\mathcal{C}_{\mathcal{A}}(g, \epsilon, \delta)$ is $O\left(\frac{\sum_j p_j |\alpha_j| \cdot \|\beta_j\|_2^{p_j} + \log(1/\delta)}{\epsilon^2}\right)$.

To extend the sample complexity bound to vector-valued functions, we view each entry/component of the output vector as an independent scalar-valued output. We can then apply a union bound to bound the error rate and failure probability for the output vector, and thus, bound the overall sample complexity.

Let ϵ and δ be the given error rate and failure probability. Moreover, suppose we choose some error rate ϵ_0 and failure probability δ_0 for the output/function of each entry. Applying Theorem C.1 to each component

$$g(x)^{(i)} = \sum_j \alpha_j^{(i)} \left(\beta_j^{(i)\top} x \right)^{p_j^{(i)}} =: g_i(x) \quad (\text{C.1})$$

yields a sample complexity bound of

$$\mathcal{C}_{\mathcal{A}}(g_i, \epsilon_0, \delta_0) = O\left(\frac{\sum_j p_j^{(i)} |\alpha_j^{(i)}| \cdot \|\beta_j^{(i)}\|_2^{p_j^{(i)}} + \log(1/\delta_0)}{\epsilon_0^2}\right) \quad (\text{C.2})$$

for each $g_i(x)$. Now let us bound the overall error rate and failure probability given ϵ_0 and δ_0 for each entry. The probability that we fail to learn each of the g_i is at most δ_0 . Hence, by a union bound, the probability that we fail to learn any of the g_i is at most $m \cdot \delta_0$. Thus, with probability at least $1 - m\delta_0$, we successfully learn all g_i for $i = 1, \dots, m$, so the error for every entry is bounded by ϵ_0 . The error for the vector output is then at most $\sum_{i=1}^m \epsilon_0 = m\epsilon_0$.

Setting $m\delta_0 = \delta$ and $m\epsilon_0 = \epsilon$ gives us $\delta_0 = \frac{\delta}{m}$ and $\epsilon_0 = \frac{\epsilon}{m}$. Thus, if we can successfully learn the function for each output entry independently with error ϵ/m and failure rate δ/m , we can successfully learn the entire

vector-valued function with rate ϵ and δ . This yields the following overall sample complexity bound:

$$\mathcal{C}_{\mathcal{A}}(g, \epsilon, \delta) = O \left(\frac{\max_i \sum_j p_j^{(i)} |\alpha_j^{(i)}| \cdot \|\beta_j^{(i)}\|_2^{p_j^{(i)}} + \log(m/\delta)}{(\epsilon/m)^2} \right) \quad (\text{C.3})$$

Regarding m as a constant, we can further simplify the sample complexity to

$$\mathcal{C}_{\mathcal{A}}(g, \epsilon, \delta) = O \left(\frac{\max_i \sum_j p_j^{(i)} |\alpha_j^{(i)}| \cdot \|\beta_j^{(i)}\|_2^{p_j^{(i)}} + \log(1/\delta)}{\epsilon^2} \right). \quad (\text{C.4})$$

D Proof for Theorem 3.6

We will show the learnability result by an inductive argument. Specifically, we will show that under our setting and assumptions, the error between the learned function and correct function on the test set will not blow up after the transform of another learned function \hat{f}_j , assuming learnability on previous $\hat{f}_1, \dots, \hat{f}_{j-1}$ by induction. Thus, we can essentially provably learn at all layers/iterations and eventually learn g .

Suppose we have performed the sequential learning. Let us consider what happens at the test time. Let f_j be the *correct functions* as defined in the algorithmic alignment. Let \hat{f}_j be the functions learned by algorithm \mathcal{A}_j and MLP \mathcal{N}_j . We have input $S \sim \mathcal{D}$, and our goal is to bound $\|g(S) - \hat{g}(S)\|$ with high probability. To show this, we bound the error of the intermediate representation vectors, *i.e.*, the output of \hat{f}_j and f_j , and thus, the input to \hat{f}_{j+1} and f_{j+1} .

Let us first consider what happens for the first module \mathcal{N}_1 . f_1 and \hat{f}_1 have the same input distribution $x \sim \mathcal{D}$, where x are obtained from S , *e.g.*, the pairwise object representations as in Eqn. 2.2. Hence, by the learnability assumption on \mathcal{A}_1 , $\|f_1(x) - \hat{f}_1(x)\| < \epsilon$ with probability at least $1 - \delta$. The error for the input of \mathcal{N}_2 is then $O(\epsilon)$ with failure probability $O(\delta)$, because there are a constant number of terms of aggregation of f_1 's output, and we can apply union bound to upper bound the failure probability.

Next, we proceed by induction. Let us fix a k . Let z denote the input for f_k , which are generated by the previous f_j 's, and let \hat{z} denote the input for \hat{f}_k , which are generated by the previous \hat{f}_j 's. Assume $\|z - \hat{z}\| \leq O(\epsilon)$ with failure probability at most $O(\delta)$. We aim to show that this holds for $k + 1$. For the simplicity of notation, let f denote the correct function f_k and let \hat{f} denote the learned function \hat{f}_k . Since there are a constant number of terms for aggregation, our goal is then to bound $\|\hat{f}(\hat{z}) - f(z)\|$. By triangle inequality, we have

$$\|\hat{f}(\hat{z}) - f(z)\| = \|\hat{f}(\hat{z}) - \hat{f}(z) + \hat{f}(z) - f(z)\| \quad (\text{D.1})$$

$$\leq \|\hat{f}(\hat{z}) - \hat{f}(z)\| + \|\hat{f}(z) - f(z)\| \quad (\text{D.2})$$

We can bound the first term with the Lipschitzness assumption of \hat{f} as the following.

$$\|\hat{f}(\hat{z}) - \hat{f}(z)\| \leq L_1 \|\hat{z} - z\| \quad (\text{D.3})$$

To bound the second term, our key insight is that f is a *learnable correct function*, so by the learnability coefficients in algorithmic alignment, it is close to the function \tilde{f} learned by the learning algorithm \mathcal{A} on the *correct samples*, *i.e.*, f is close to $\tilde{f} = \mathcal{A}(\{z_i, y_i\})$. Moreover, \hat{f} is generated by the learning algorithm \mathcal{A}

on the perturbed samples, *i.e.*, $\hat{f} = \mathcal{A}(\{\hat{z}_i, y_i\})$. By the algorithm stability assumption, \hat{f} and \tilde{f} should be close if the input samples are only slightly perturbed. It then follows that

$$\|\hat{f}(z) - f(z)\| = \|\hat{f}(z) - \tilde{f}(z) + \tilde{f}(z) - f(z)\| \quad (\text{D.4})$$

$$\leq \|\hat{f}(z) - \tilde{f}(z)\| + \|\tilde{f}(z) - f(z)\| \quad (\text{D.5})$$

$$\leq L_0 \max_i \|z_i - \hat{z}_i\| + \epsilon \quad \text{w.p.} \geq 1 - \delta \quad (\text{D.6})$$

where z_i and \hat{z}_i are the training samples at the same layer k . Here, we apply the same induction condition as what we had for z and \hat{z} : $\|z_i - \hat{z}_i\| \leq O(\epsilon)$ with failure probability at most $O(\delta)$. We can then apply union bound to bound the probability of any bad event happening. Here, we have 3 bad events each happening with probability at most $O(\delta)$. Thus, with probability at least $1 - O(\delta)$, we have

$$\|\hat{f}(\hat{z}) - f(z)\| \leq L_1 O(\epsilon) + L_0 O(\epsilon) + \epsilon = O(\epsilon) \quad (\text{D.7})$$

This completes the proof.

E Proof for Corollary 3.7

Our main insight is that a giant MLP learns the same function $(X_i - X_j)^2$ for ℓ^2 times and encode them in the weights. This leads to the $O(\ell^2)$ extra sample complexity through Theorem 3.5, because the number of polynomial terms $(X_i - X_j)^2$ is of order ℓ^2 .

First of all, the function $f(x, y) = (x - y)^2$ can be expressed as the following polynomial.

$$(x - y)^2 = \left([1 \ -1]^\top [x \ y] \right)^2 \quad (\text{E.1})$$

We have $\beta = [1 \ -1]$, so $p \cdot \|\beta\|^p = 4$. Hence, by Theorem 3.5, it takes $O(\frac{\log(1/\delta)}{\epsilon^2})$ samples for an MLP to learn $f(x, y) = (x - y)^2$. Under the sequential training setting, an one-layer GNN applies an MLP to learn f , and then sums up the outcome of $f(X_i, X_j)$ for all pairs X_i, X_j . Here, we essentially get the aggregation error $O(\ell^2 \cdot \epsilon)$ from ℓ^2 pairs. However, we will see that applying an MLP to learn g will also incur the same aggregation error. Hence, we do not need to consider the aggregation error effect when we compare the sample complexities.

Now we consider using MLP to learn the function g . No matter in what order the objects X_i are concatenated, we can express g with the sum of polynomials as the following.

$$g(S) = \sum_{ij} (\beta_{ij}^\top [X_1, \dots, X_n])^2, \quad (\text{E.2})$$

where β_{ij} has 1 at the i -th entry, -1 at the j -th entry and 0 elsewhere. Hence $\|\beta_{ij}\|^p \cdot p = 4$. It then follows from Theorem 3.5 and union bound that it takes $O((\ell^2 + \log(1/\delta))/\hat{\epsilon}^2)$ to learn g , where $\hat{\epsilon} = \ell^2 \epsilon$ and $\hat{\delta} = \ell^2 \delta$. Here, as we have discussed above, the same aggregation error $\hat{\epsilon}$ occurs in the aggregation process of f , so we can simply consider $\hat{\epsilon}$ for both. Thus, comparing $O(\log(1/\hat{\delta})/\hat{\epsilon}^2)$ and $O((\ell^2 + \log(1/\hat{\delta}))/\hat{\epsilon}^2)$ gives us the $O(\ell^2)$ difference.

F Proof for Claim 4.1

We prove the claim by contradiction. Suppose there exists f such that $f(x) + f(y) = g(x, y)$ for any x and y . This implies that for any x , we have $f(x) + f(x) = g(x, x) = 0$. It follows that $f(x) = 0$ for any x . Now consider some x and y so that $x \neq y$. We must have $f(x) + f(y) = 0 + 0 = 0$. However, $g(x, y) \neq 0$ because $x \neq y$. Hence, there exists x and y so that $f(x) + f(y) \neq g(x, y)$. We have reached a contradiction.

G Experiments: Data and Training Details

G.1 Fantastic Treasure: Maximum Value Difference

Dataset generation. In the dataset, we sample 50,000 training data, 5,000 validation data, and 5,000 test data. For each model, we report the test accuracy with the hyperparameter setting that achieves the best validation accuracy. In each training sample, the input universe consists of 25 treasures X_1, \dots, X_{25} . For each treasure X_i , we have $X_i = [h_1, h_2, h_3]$, where the location h_1 is sampled uniformly from $[0..20]^8$, the value h_2 is sampled uniformly from $[0..100]$, and the color h_3 is sampled uniformly from $[1..6]$. The task is to answer what the difference is in value between the most and least valuable treasure. We generate the answer label y for a universe S as follows: we find the maximum difference in value among all treasures and set it to y . Then we make the label y into one-hot encoding with $100 + 1 = 101$ classes.

Hyperparameter setting. We train all models with the Adam optimizer, with learning rate from $1e - 3$, $5e - 4$, and $1e - 4$, and we decay the learning rate by 0.5 every 50 steps. We use cross-entropy loss. We train all models for 150 epochs. We tune batch size of 128 and 64.

For GNNs and HRN, we choose the hidden dimension of MLP modules from 128 and 256. For DeepSet and MLP, we choose the hidden dimension of MLP modules from 128, 256, 2500, 5000. For the MLP and DeepSet model, we choose the number of hidden layers for MLP modules from 4 and 8, 16. For GNN and HRN, we set the number of hidden layers of the MLP modules to 3, 4. Moreover, dropout with rate 0.5 is applied before the last two hidden layers of MLP_1 , *i.e.*, the last MLP module in all models.

G.2 Fantastic Treasure: Furthest Pair

Dataset generation. In the dataset, we sample 60,000 training data, 6,000 validation data, and 6,000 test data. For each model, we report the test accuracy with the hyperparameter setting that achieves the best validation accuracy. In each training sample, the input universe consists of 25 treasures X_1, \dots, X_{25} . For each treasure X_i , we have $X_i = [h_1, h_2, h_3]$, where the location h_1 is sampled uniformly from $[0..20]^8$, the value h_2 is sampled uniformly from $[0..100]$, and the color h_3 is sampled uniformly from $[1..6]$. The task is to answer what are the colors of the two treasure that are the most distant from each other. We generate the answer label y for a universe S as follows: we find the pair of treasures that are the most distant from each other, say (X_i, X_j) . Then we order the pair $(h_3(X_i), h_3(X_j))$ to obtain an ordered pair (a, b) with $a \leq b$ (aka. $a = \min\{h_3(X_i), h_3(X_j)\}$ and $b = \max\{h_3(X_i), h_3(X_j)\}$), where $h_3(X_i)$ denotes the color of X_i . Then we compute the label y from (a, b) by counting how many valid pairs of colors are smaller than (a, b) (a pair (k, l) is smaller than (a, b) iff i). $k < a$ or ii). $k = a$ and $l < b$). The label y is one-hot encoding of the minimum cost with $6 \times (6 - 1)/2 + 6 = 21$ classes.

Hyperparameter setting. We train all models with the Adam optimizer, with learning rate from $1e - 3$, $5e - 4$, and $1e - 4$, and we decay the learning rate by 0.5 every 50 steps. We use cross-entropy loss. We train all models for 150 epochs. We tune batch size of 128 and 64.

For the MLP and DeepSet model, we choose the number of hidden layers of MLP modules from 4 and 8, 16. For GNN and HRN models, we set the number of hidden layers of the MLP modules from 3 and 4. For DeepSet and MLP models, we choose the hidden dimension of MLP modules from 128, 256, 2500, 5000. For GNNs and HRN, we choose the hidden dimension of MLP modules from 128 and 256. Moreover, dropout with rate 0.5 is applied before the last two hidden layers of MLP_1 , *i.e.*, the last MLP module in all models.

G.3 Monster Trainer

Task description. We are a monster trainer who lives in a world S with 10 monsters. Each monster $X = [h_1, h_2]$ has a location $h_1 \in [0..10]^2$ and a unique combat level $h_2 \in [1..10]$. In each game, the trainer starts at a random location with level zero, $X_{\text{trainer}} = [p_0, 0]$, and receives a quest to defeat the level- k monster. At

each time step, the trainer can challenge any *more powerful* monster X , with a cost equal to the product of the travel distance and the level difference $c(X_{\text{trainer}}, X) = \|h_1(X_{\text{trainer}}) - h_1(X)\|_{\ell_1} \times (h_2(X) - h_2(X_{\text{trainer}}))$. After defeating monster X , the trainer’s level upgrades to $h_2(X)$, and the trainer moves to $h_1(X)$. We ask the minimum cost of completing the quest, *i.e.*, defeating the level- k monster. The range of cost (number of classes for prediction) is 200. To make games even more challenging, we sample games whose optimal solution involves defeating three to seven non-quest monsters.

A DP algorithm for shortest paths that needs half of the iterations of Bellman-Ford. We provide a DP algorithm as the following. To compute a shortest-path from a source object s to a target object t with at most seven stops, we run the following updates for four iterations:

$$\text{distance}_s[1][u] = \text{cost}(s, u), \quad \text{distance}_s[k][u] = \min_v \{ \text{distance}_s[k-1][v] + \text{cost}(v, u) \}, \quad (\text{G.1})$$

$$\text{distance}_t[1][u] = \text{cost}(u, t), \quad \text{distance}_t[k][u] = \min_v \{ \text{distance}_t[k-1][v] + \text{cost}(u, v) \}. \quad (\text{G.2})$$

Update Eqn. G.1 is identical to the Bellman-Ford algorithm Eqn. 4.2, and $\text{distance}_s[k][u]$ is the shortest distance from s to u with at most k stops. Update Eqn. G.2 is a *reverse* Bellman-Ford algorithm, and $\text{distance}_t[k][u]$ is the shortest distance from u to t with at most k stops. After running Eqn. G.1 and Eqn. G.2 for k iterations, we can compute a shortest path with at most $2k$ stops by enumerating a mid-point and aggregating the results of the two Bellman-Ford algorithms:

$$\min_u \{ \text{distance}_s[k][u] + \text{distance}_t[k][u] \}. \quad (\text{G.3})$$

Thus, this algorithm needs *half of the iterations of Bellman-Ford*.

Dataset generation. In the dataset, we sample 200,000 training data, 6,000 validation data, and 6,000 test data. For each model, we report the test accuracy with the hyperparameter setting that achieves the best validation accuracy. In each training sample, the input universe consists of the trainer and 10 monsters X_0, \dots, X_{10} , and the request level k , *i.e.*, we need to challenge monster k . We have $X_i = [h_1, h_2]$, where $h_1 = i$ indicates the combat level, and the location $h_2 \in [0..10]^2$ is sampled uniformly from $[0..10]^2$. We generate the answer label y for a universe S as follows. We implement a shortest path algorithm to compute the minimum cost from the trainer to monster k , where the cost is defined in task description. Then the label y is a one-hot encoding of minimum cost with 200 classes. Moreover, when we sample the data, we apply rejection sampling to ensure that the minimum cost’s shortest path is of length 3, 4, 5, 6, 7 with equal probability. That is, we eliminate the trivial questions.

Hyperparameter setting. We train all models with the Adam optimizer, with learning rate from $2e-4$ and $5e-4$, and we decay the learning rate by 0.5 every 50 steps. We use cross-entropy loss. We train all models for 300 epochs. We tune batch size of 128 and 64.

For the MLP model, we choose the number of layers from 4 and 8, 16. For other models, we choose the number of hidden layers of MLP modules from 3 and 4. For GNN models, we choose the hidden dimension of MLP modules from 128 and 256. For DeepSet and MLP models, we choose the hidden dimension of MLP modules from 128, 256, 2500. Moreover, dropout with rate 0.5 is applied before the last two hidden layers of MLP_1 , *i.e.*, the last MLP module in all models.

G.4 Subset Sum

Dataset generation. In the dataset, we sample 40,000 training data, 4,000 validation data, and 4,000 test data. For each model, we report the test accuracy with the hyperparameter setting that achieves the best validation accuracy. In each training sample, the input universe S consists of 6 numbers X_1, \dots, X_6 , where each X_i is uniformly sampled from $[-200..200]$. The goal is to decide if there exists a subset that sums up to 0. In the data generation, we carefully decrease the number of questions that have trivial answers: 1) we control the number of samples where $0 \in \{X_1, \dots, X_6\}$ to be around 1% of the total training data; 2) we further control the number of samples where $X_1 + \dots + X_6 = 0$ or $\exists i, j \in [1..6]$ so that $X_i = -X_j$ to be around 1.5% of the total training data. In addition, we apply rejection sampling to make sure that the

questions with answer yes (aka. such subset exists) and answer no (aka. no such subset exists) are balanced (*i.e.*, 20,000 samples for each class in the training data).

Hyperparameter setting. We train all models with the Adam optimizer, with learning rate from $1e - 3$, $5e - 4$, and $1e - 4$, and we decay the learning rate by 0.5 every 50 steps. We use cross-entropy loss. We train all models for 300 epochs. The batch size we use for all models is 64.

For DeepSets and MLP models, we choose the number of hidden layers of the MLP modules from 4, 8, 16. For GNN and HRN models, we set the number of hidden layers of the last MLP modules to 4. For DeepSets and MLP, we choose the hidden dimension of MLP modules from 128, 256, 2500, 5000. For GNN and HRN models, we choose the hidden dimension of MLP modules from 128 and 256. Moreover, dropout with rate 0.5 is applied before the last two hidden layers of MLP_1 , *i.e.*, the last MLP module in all models.

The model Neural Exhaustive Search (NES) enumerates all possible non-empty subsets τ of S , and passes the numbers of τ to an MLP, in a random order, to obtain the hidden feature. The hidden feature is then passed to a single-direction one-layer LSTM of hidden dimension 128. Afterwards, NES applies an aggregation function to these $2^6 - 1$ hidden states obtained by the LSTM to obtain the final output. For NES, we set the number of hidden layers of the last MLP, *i.e.*, MLP_2 , to 4, the number of hidden layers of the MLPs prior to the last MLP, *i.e.*, MLP_1 , to 3, and we choose the hidden dimension of all MLP modules from 128 and 256.