

Automatic Evaluation of Local Topic Quality

Jeffrey Lund, Piper Armstrong, Wilson Fearn, Stephen Cowley, Courtni Byun, Jordan Boyd-Graber, Kevin Seppi

Computer Science Department

Brigham Young University

{jefflund, piper.armstrong, wfearn,
scowley4, emilyhales, kseppi}@byu.edu
jbg@umiacs.umd.edu

Abstract

Topic models are typically evaluated with respect to the global topic distributions that they generate, using metrics such as coherence, but without regard to local (token-level) topic assignments. Token-level assignments are important for downstream tasks such as classification. Even recent models, which aim to improve the quality of these token-level topic assignments, have been evaluated only with respect to global metrics. We propose a task designed to elicit human judgments of token-level topic assignments. We use a variety of topic model types and parameters and discover that global metrics agree poorly with human assignments.

Since human evaluation is expensive we propose a variety of automated metrics to evaluate topic models at a local level. Finally, we correlate our proposed metrics with human judgments from the task on several datasets. We show that an evaluation based on the percent of topic switches correlates most strongly with human judgment of local topic quality. We suggest that this new metric, which we call consistency, be adopted alongside global metrics such as topic coherence when evaluating new topic models.

1 Introduction

Topic models such as Latent Dirichlet Allocation (or LDA) (Blei et al., 2003) aim to automatically discover topics in a collection of documents, giving users a glimpse into themes present in the documents. LDA jointly derives a set of topics (a distribution over words) and token-topic assignments (a distribution over the topics for each token). While the topics by themselves are valuable, the token-topic assignments are also useful as features for document classification (Ramage et al., 2009; Nguyen et al., 2015; Lund et al., 2018) and,

in principle, for topic-based document segmentation.

Given the number of algorithms available for topic modeling, the questions of algorithm selection and model evaluation can be as daunting as it is important. When the model is used for a downstream evaluation task (e.g., document classification), these questions can often be answered by maximizing downstream task performance. In most other cases, automated metrics such as topic coherence (Newman et al., 2010) can help assess topic model quality. Generally speaking, these metrics evaluate topic models globally, meaning that the metrics evaluate characteristics of the topics (word distributions) themselves without regard to the quality of the topic assignments of individual tokens.

In the context of human interaction, this means that models produce global topic-word distributions that typically make sense to users and serve to give a good high-level overview of the general themes and trends in the data. However, the local topic assignments can be bewildering. For example, Figure 1 shows typical topic assignments using LDA. Arguably, most, if not all, of the sentence should be assigned to the Music topic since the sentence is about a music video for a particular song. However, parts of the sentence are assigned to other topics including Gaming and Technology, possibly because other sentences in the same document are concerned with those topics. Even noun-phrases, such as ‘Mario Winans’ in Figure 1, which presumably should be assigned to the same topic, are split across topics.

In the context of downstream tasks, global evaluation ignores the fact that local topic assignments are often used as features. If the topic assignments are inaccurate, the accuracy of the classifier may suffer.

The literature surrounding this issue has fo-

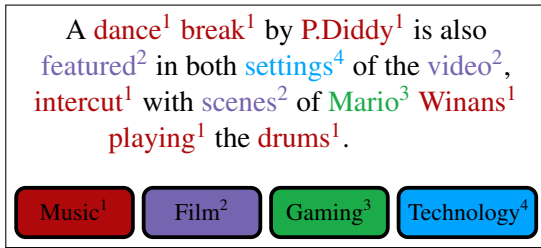


Figure 1: Topic assignments from LDA on a sentence from a Wikipedia document. Notice that even noun-phrases are split in a way which is bewildering to users.

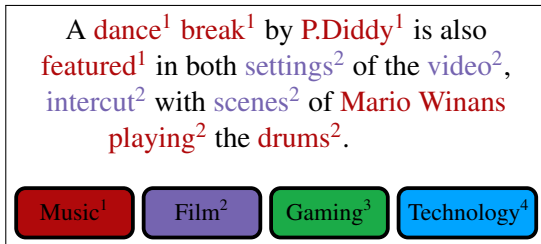


Figure 2: An example of how topics might be assigned if done by a human.

cused on improving local topic assignments, but no metrics that specifically assess the quality of these assignments have been proposed. Instead the literature evaluates models with global metrics or subjective examination.

For example, HMM-LDA (Griffiths et al., 2004) integrates syntax and topics by allowing words to be generated from a special syntax-specific topic. TagLDA (Zhu et al., 2006) adds a tag specific word distribution for each topic, allowing syntax to impose local topic structure. The syntactic topic model, or STM (Boyd-Graber and Blei, 2009), extends this idea and generates topics using syntactic information from a parse tree. An alternative approach to improving local topic quality is by adding a Markov property to topic assignments. The hidden topic Markov model (Gruber et al., 2007, HTMM) does this by adding a switch variable on each token which determines whether to reuse the previous topic or generate a new topic. More recently, Balikas et al. (2016a) proposed SentenceLDA which assigns each sentence to a single topic. CopulaLDA (Balikas et al., 2016b) supersedes SentenceLDA, and instead uses copulas to impose topic consistency within each sentence of a document.

This paper evaluates token-level topic assignment quality to understand which topic models produce meaningful local topics for individual documents and proposes metrics that correlate

with human judgment of the quality of these assignments.

2 Global Evaluation

Prior work in automated metrics to evaluate topic model quality primarily deals with global evaluations (i.e. evaluations of the topic-word distributions that represent topics). Early topic models such as LDA were typically evaluated using held-out likelihood or perplexity (Blei et al., 2003). Wallach et al. (2009) give details on how to estimate perplexity. Indeed, perplexity is still frequently used to evaluate models, and each of the models mentioned in the previous section, including CopulaLDA, which was designed to improve local topic quality, use perplexity to evaluate the model. However, while held-out perplexity can be useful to test the generalization of predictive models, it has been shown to be negatively correlated with human evaluations of global topic quality (Chang et al., 2009). This result was elicited using a topic-word intrusion task, in which human evaluators are shown the top n most probable words in a topic-word distribution and asked to identify a randomly chosen ‘intruder’ word which was injected into the word list. The topic-word intrusion task operates under the assumption that if a topic is semantically coherent, then the intruder will be easy to identify.

2.1 Coherence

While human evaluation of topic coherence is useful, automated evaluations are easier to deploy. Consequently, Newman et al. (2010) propose a variety of automated evaluations of topic coherence and correlate these metrics with human evaluations using the topic-word intrusion task mentioned above. They show that an evaluation based on aggregating pointwise mutual information (PMI) scores across the top n most likely terms in a topic distribution correlates well with human evaluations. This metric, colloquially referred to simply as ‘coherence’, is currently the most popular form of automated topic model evaluation. Note that coherence is a measure of global topic quality, since it considers only the global topic-word distributions. We follow this pattern of leveraging human intuition in the development of our own automated metrics proposed in Section 4.

2.2 Significance

For the purpose of user interaction, topics are typically summarized by their top n most probable words. However, when topics are used as features for downstream tasks such as document classification, the characteristics of the entire distribution become more important. With this in mind, consider two topics which rank the words of the vocabulary by probability in the same order. Suppose that one of these distributions is more uniform than the other (i.e., has higher entropy). While both distributions would be equally interpretable to a human examining them, the topic-word distribution with lower entropy places more weight on the high-rank words and is much more specific.

Using this intuition, AlSumait et al. (2009) develops metrics for evaluating topic significance. While this work was originally used to rank topics, it has also been used to characterize entire models by measuring average significance across all topics in a single model (Lund et al., 2017).

Topic significance is evaluated by measuring the distance between topic distributions and some background distribution. For example, we can measure significance with respect to the uniform distribution (SIGUNI). Alternatively, we can use the empirical distribution of words in the corpus, which we call the vacuous distribution, as our background distribution (SIGVAC).

Like coherence, topic significance is a global measure of topic quality since it considers the topic-word distributions without regard to local topic assignments. However, it differs from topic coherence in that it considers the entire topic distribution. Lund et al. (2017) found that when topics were used as features for document classification, models with similar coherence scores could perform differently on downstream classification accuracy, but the models with higher significance scores obtained better accuracy.

Automated global metrics have proven useful for evaluating the topics themselves, that is, the topic-word distributions. However, no metric has been shown to effectively evaluate local topic quality. Therefore, we first correlate existing metrics with human judgment of local topic quality; we obtain these judgments through the crowdsourcing task described below.

3 Crowdsourcing Task

Following the general design philosophy in developing the coherence metric in Newman et al. (2010), we train a variety of models on various datasets to obtain data with varying token-level topic quality. We then evaluate these models using crowdsourcing data on a task designed to elicit human evaluation of local topic model quality. By then correlating the human evaluation with existing, global metrics, we determine that global metrics are inadequate, and then propose new metrics to better measure local topic quality.

3.1 Datasets and Models

We choose three datasets from domains with different writing styles. These datasets include Amazon product reviews,¹ the well known Twenty Newsgroups dataset,² and a collection of news articles from the New York Times.³ We apply stopword removal using a standard list of stopwords, and we remove any token which does not appear in at least 100 documents. Statistics for these three datasets can be found in Table 1.

Dataset	Documents	Tokens	Vocabulary
Amazon	39388	1389171	3406
Newsgroups	18748	1045793	2578
New York Times	9997	2190595	3328

Table 1: Statistics on datasets used in user study and metric evaluation.

Once again aiming for a wide variety of topic models for our evaluation, for each of these datasets, we train three types of topic models. As a baseline, we train Latent Dirichlet Allocation (Blei et al., 2003) on each of the three datasets using the gensim defaults.⁴ CopulaLDA (Balikas et al., 2016b) is the most recent and reportedly the best model with respect to local topic quality; we use the authors’ implementation and parameters. Finally, we use the Anchor Words algorithm (Arora et al., 2013), which is a fast and scalable alternative to traditional probabilistic topic models based on non-negative matrix factorization. In our implementation of Anchor Words we only consider words as candidate anchors if they appear in at least 500 documents, the dimensional-

¹<http://jmcauley.ucsd.edu/data/amazon/>

²<http://www.ai.mit.edu/people/jrennie/20Newsgroups/>

³<http://www ldc.upenn.edu/Catalog/CatalogEntry.jsp?catalogId=LDC2008T19>

⁴<https://radimrehurek.com/gensim>

ity of the reduced space is 1000, and the threshold for exponentiated gradient descent is $1e-10$. By itself, Anchor Words only recovers the topic-word distributions, so we follow [Nguyen et al. \(2015\)](#) and use variational inference for LDA with fixed topics to assign each token to a topic.

In addition to varying the datasets and topic modeling algorithms, we also vary the number of topics with the hope of increasing the diversity of observed topic model quality. For both LDA and Anchor Words, we use 20, 50, 100, 150, and 200 topics. For CopulaLDA, we use 20, 50, and 100 topics.⁵ We vary the number of topics to produce models with small numbers of coherent, albeit less significant, topics as well as models with large numbers of more significant topics. Since each model includes some amount of non-determinism, we train five instances of each dataset, model, and topic cardinality and average our results.

In the interest of reproducibility, the data, the scripts for importing and preprocessing the data, and the code for training and evaluating these topic models are available in an open source repository.⁶

3.2 Task Design

The goal for our crowdsourcing task is to have human annotators evaluate local topic quality. Not only will this task allow us to evaluate and compare topic models themselves, but it will also allow us to determine the effectiveness of automated metrics. Because local topic quality is subjective, directly asking annotators to judge assignment quality can result in poor inter-annotator agreement. Instead, we prefer to ask users to perform a task which illuminates the underlying quality indirectly. This parallels the reliance on the word intrusion task to rate topic coherence ([Chang et al., 2009](#)).

We call this proposed task ‘topic-word matching’. In this task, we show the annotator a short snippet from the data with a single token underlined along with five topic summaries (i.e., the 10 most probable words in the topic-word distribution). We then ask the user to select the topic which best fits the underlined token. One of the five options is the topic that the model actually as-

⁵Unfortunately, CopulaLDA does not scale beyond 100 topics. In contrast to LDA and Anchor Words, which run in minutes and seconds respectively, CopulaLDA takes days to run using the original authors’ implementation. Our runs with 150 and 200 topics never finished, as they were finally killed due to excessive memory consumption on 32GB systems.

⁶Available after blind review

signs to the underlined token. The intuition is that the annotator will agree more often with a topic model which makes accurate local topic assignments. As alternatives to the model-selected topic for the token, we also include the three most probable topics in the document, excluding the topic assigned to the underlined token. A model which gives high quality token-level topic assignments should consistently choose the best possible topic for each individual token, even if these topics are closely related. Finally, we include a randomly selected intruder topic as a fifth option. This fifth option is included to help distinguish between an instance where the user sees equally reasonable topics for the underlined token (in which case, the intruding topic will not be selected), and when there are no reasonable options for the underlined token (in which case, all five topics are equally likely to be chosen). [Figure 3](#) shows an example of this task shown to annotators.

For each of our 39 trained models (i.e., for each model type, dataset, and topic cardinality), we randomly select 1,000 tokens to annotate. For each of the 39,000 selected tokens, we obtain 5 judgments. We aggregate the 5 judgments by selecting the contributor response with the highest confidence, with agreement weighted by contributor trust. Contributor trust is based on accuracy on test questions.

We deploy this task on a popular crowdsourcing website⁷ and pay contributors \$0.12 USD per page, with 10 annotations per page. For quality control on this task, each page contains one test question. The test questions in our initial pilot study are questions we hand-select for their obvious nature. For our test questions in the final study, we use the ones mentioned above in addition to questions from the pilot studies with both high annotator confidence and perfect agreement. We require that contributors maintain at least a 70% accuracy on test questions throughout the job, and that they spend at least 30 seconds per page, but otherwise impose no other constraints on contributors. We discuss the results from this final study in [Section 5](#).

3.3 Agreement Results

We first measure inter-annotator agreement using Krippendorff’s alpha with a nominal level of measurement ([Krippendorff, 2013](#)). Generally speak-

⁷<https://www.figure-eight.com>

... won their first two games by a combined score of 17-0 after getting 11 hits and batting .458, ran into a brick wall named Takayama, a right-hander with a nasty riseball. Takayama, who entered the 2004 Games with an 8-2 Olympic record, limited the Americans to three base runners -- two errors and a walk -- in the first seven innings. "She was good," said shortstop Natasha Watley, the team's leadoff hitter. "... We knew coming in that Japan ...

Select the most appropriate topic for the underlined word: (required)

- <game, team, season, play, games, coach, players, year, yards, football>
- <season, water, game, manager, hit, league, runs, team, inning, yankees>
- <children, family, years, school, parents, life, child, wife, day, mother>
- <year, years, won, race, car, williams, day, county, tour, team>
- <insurance, texas, workers, travel, women, web, jobs, job, site, mexico>

Figure 3: Example of the topic-word matching task. Users are asked to select the topic which best explains the underlined token (“Olympic”).

ing, $\alpha = 1$ indicates perfect reliability, while $\alpha < 0$ indicates systematic disagreement. Over all the judgments we obtain, we compute a value of $\alpha = 0.44$, which indicates a moderate level of agreement.

We note that when using crowdsourcing, particularly with subjective tasks such as topic-word matching, we expect somewhat low inter-annotator agreement. However, previous work indicates that when properly aggregated, we can still filter out noisy judgments and obtain reasonable opinions (Nowak and R uger, 2010).

Figure 4 summarizes the human agreement with the three different model types. Surprisingly, despite claiming to produce superior local topic quality, CopulaLDA actually performs slightly worse than LDA according to our results with the topic-word matching task. The fact that CopulaLDA performs poorly despite being designed to improve local topic quality illustrates the need for effective local topic quality metrics.

We also note that users agree with Anchor Words more often than LDA by a wide margin, indicating that Anchor Words achieves superior token-level topic assignments. However, in terms of global topic quality, Anchor Words is roughly similar to LDA (Arora et al., 2013). One possible explanation for this is that when using Anchor Words the task of learning the global topic-word distributions is separate from the problem of producing accurate local topic assignments, making both tasks easier. For many tasks an argument can be made for a joint-model, so further investigation into this phenomenon is warranted.

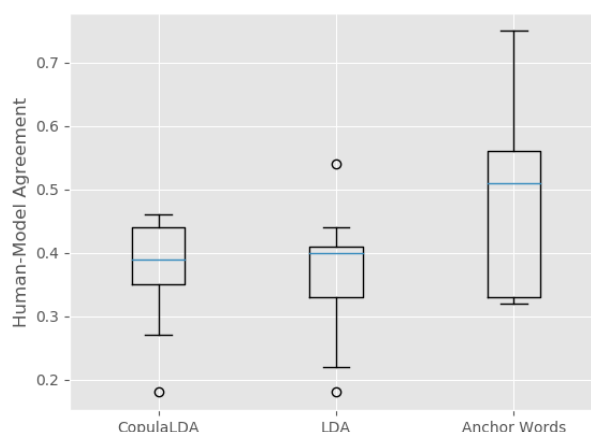


Figure 4: Plot showing human agreement with each model type. CopulaLDA performs slightly worse than LDA. Humans preferred topic assignments from Anchor Words by a wide margin.

3.4 Global Metrics Correlation

For Coherence and Significance, we compute a least-squares regression for human-model agreement on the topic-word matching task. As seen in Table 2, we report the coefficient of determination (r^2) for each global metric and dataset. Note that global metrics do correlate somewhat with human judgment of local topic quality. However, the correlation is moderate to poor, especially in the case of coherence, and we propose new metrics that will achieve greater correlation with human evaluations.

	Metric	Amazon	Newsgroups	New York Times
Global	SIGVAC	0.6960	0.6081	0.6063
	SIGUNI	0.6310	0.4839	0.4935
	COHERENCE	0.4907	0.4463	0.3799

Table 2: Coefficient of determination (r^2) between global metrics and crowdsourced topic-word matching annotations.

4 Proposed Metrics

We develop an automated methodology for evaluating local topic model quality. Following the pattern used by Newman et al. (2010) to develop coherence, we propose a variety of potential metrics that reflect greater token-level topic quality such as that in Figure 2. As with coherence, we correlate these automated metrics with human evaluations in order to determine which automated metric yields the most accurate estimate of local topic quality as judged by human annotators.

Topic Switch Percent (SWITCHP) It is a platitude of writing that a sentence expresses one idea, and by this logic we would expect the topic assignments in a sentence or local token cluster to be fairly consistent. Using this intuition, we propose our first metric which measures the percentage of times a topic switch occurs relative to the number of times a switch could occur. The intuition behind this is that tokens near each other should switch infrequently, and thus be consistent in expressing a single idea. In a corpus with n tokens, with z_i being the topic assignment of the i th token in the corpus, and $\delta(i, j)$ being the Kronecker delta function, we measure this consistency with

$$\frac{1}{n-1} \sum_{i=1}^{n-1} \delta(z_i, z_{i+1}). \quad (1)$$

Topic Switch Variation of Information (SWITCHVI) Following from the intuition from SWITCHP, there are times when a sentence or local cluster could express multiple ideas, which would result in frequent natural topic switching. An example of this is in figure 2 which has a noun phrase at the beginning referencing P.Diddy, but then switches to talking about music videos. Therefore this proposed metric still penalizes topic switches like SWITCHP, but penalizes less those models which switch consistently between the same (presumably related) topics.

This metric uses variation of information (or VI), which measures the amount of information lost in changing from one partition to another (Meilă, 2003).

Assuming that our model has K topics, and once again using z_i as the topic assignment for token w_i , we consider two partitions $S = \{S_1, \dots, S_K\}$ and $T = \{T_1, \dots, T_K\}$ of the set of tokens w , such that $S_i = \{w_j | z_j = i\}$ and $T_i = \{w_j | z_{j+1} = i\}$. Variation of information is defined as

$$H(S) + H(T) - 2I(S, T), \quad (2)$$

where $H(\cdot)$ is entropy and $I(S, T)$ is the mutual information between S and T . In other words, we measure how much information we lose in our topic assignments if we reassign every token to the topic of the token that follows.

Average Rank (AVGRANK) The most common way of presenting topics to humans is as a set of related words, namely the most probable words in the topic-word distributions. Consequently, we would expect words in the same topic to also occur close to one another with high frequency. Leveraging this intuition, where $\text{rank}(w_i, z_i)$ is the rank of i th word w_i in its assigned topic z_i when sorted by probability, we use the following:

$$\frac{1}{n} \sum_{i=1}^n \text{rank}(w_i, z_i). \quad (3)$$

With this evaluation the lower bound is 1, although this would require that every token be assigned to a topic for which its word is the mode. However, this is only possible if the number of topics is equal to the vocabulary size.

Window Probabilities (WINDOW) Modifying slightly the intuition behind SWITCHP pertaining to local tokens having similar topic assignments, WINDOW seeks to reward topic models which have topic assignments which not only explain individual tokens, but also the tokens within a window around the assignment. Given a window size, and once again using ϕ as the topic-word distributions, we compute the following:

$$\frac{1}{n(2s+1)} \sum_i^n \sum_{j=i-s}^{i+s} \phi_{z_j, w_i}. \quad (4)$$

In our experiments, we use a window size of 3 ($s = 1$), meaning that for each token we consider

its topic assignment, as well as the topic assignments for the tokens immediately preceding and following the target token. We choose $s = 1$ because we want to maintain consistency while allowing for topics to switch mid-sentence in a natural way.

Topic-Word Divergence (WORDDIV) Stepping away from human intuition about the structure of sentences and topics, we imagine a statistical approach that explores how the assignments in a document and the actual word-topic distributions are related. Given this, consider a topic model with K topics, V token types, and D documents with topic-word distributions given by a $K \times V$ matrix ϕ such that $\phi_{i,j}$ is the conditional probability of word j given topic i . Furthermore, let θ_d be the K -dimension document-topic distribution for the d th document and ψ_d be the V -dimensional distribution of words for document d . This metric measures how well the topic-word probabilities explain the tokens which are assigned to those topics:

$$\frac{1}{D} \sum_d \text{JSD}(\theta_d \cdot \phi \parallel \psi_d) \quad (5)$$

where $\text{JSD}(P \parallel Q)$ is the Jensen-Shannon divergence between the distributions P and Q . This evaluation rewards individual topic assignments which use topics that explain the cooccurrences of an entire document rather than individual tokens.

5 Automated Evaluations

As before, for each of our proposed metrics, we compute a least-squares regression for both the proposed metric and the human-model agreement on the topic-word matching task. As seen in Table 3, we report the coefficient of determination (r^2) for each metric and dataset.

	Metric	Amazon	Newsgroups	New York Times
Local	SWITCHP	0.9077	0.8737	0.7022
	SWITCHVI	0.8485	0.8181	0.6977
	AVGRANK	0.5103	0.5089	0.4473
	WINDOW	0.4884	0.3024	0.1127
	WORDDIV	0.3112	0.2197	0.0836
Global	SIGVAC	0.6960	0.6081	0.6063
	SIGUNI	0.6310	0.4839	0.4935
	COHERENCE	0.4907	0.4463	0.3799

Table 3: Coefficient of determination (r^2) between automated metrics and crowdsourced topic-word matching annotations. We include metrics measuring both local topic quality and global topic quality.

Humans agree more often with models trained

on Amazon reviews than on New York Times. This likely reflects the underlying data, since Amazon product reviews tend to be highly focused on specific products and product features, and the generated topics naturally reflect these products. In contrast, New York Times data deals with a much wider array of subjects and treats them with nuance and detail not typically found in product reviews. This makes the judgment of topic assignment more difficult and subjective.

Notwithstanding the differences across datasets, SWITCHP most closely approximates human judgments of local topic quality, with an r^2 which indicates a strong correlation. This suggests that when humans examine token-level topic assignments, they are unlikely to expect topic switches from one token to the next, which fits with what we observe in Figure 2. As evidenced by the lower r^2 for SWITCHVI, even switching between related topics does not seem to line up with human judgments of local topic quality.

Again, there is a correlation between coherence and the topic-word matching task, although the correlation is only moderate. Similarly, word-based significance metrics have a moderate correlation with topic-word matching. We maintain that these global topic metrics are important measures for topic model quality, but they fail to capture local topic quality as SWITCHP does.

6 Discussion

Considering the intuition gained from the motivating example in Figure 1, it is not surprising that humans would prefer topic models which are locally consistent. Thus, our result that SWITCHP is correlated with human judgments of local topic quality best parallels that intuition.

We note that our annotators are only shown the topic assignment for a single token and do not know what topics have been assigned to the surrounding tokens. Despite this, our annotators apparently prefer models which are consistent. While the result is intuitive, it is surprising that it is illuminated through a task that asks them to only identify the topic for a single token.

Given our results, we recommend that topic switch percent be adopted as an automated metric to measure the quality of token-level topic assignments. We would refer to this metric colloquially as ‘consistency’ in the same way that PMI scores on the top n words of a topic are referred

to as coherence. We advocate that future work on new topic models include validation with respect to topic consistency, just as recent work has included evaluation of topic coherence.

However, we are careful to point out that topic consistency should not be used to the exclusion of other measures of topic model quality. After all, topic consistency is trivially maximized by minimizing topic switches without regard to the appropriateness of the topic assignment. Instead, we advocate that future models be evaluated with respect to global topic quality (e.g., coherence, significance, perplexity) as well as local topic quality (i.e., consistency). These measures, in addition to evaluation of applicable downstream tasks (e.g., classification accuracy), will give practitioners the information necessary to make informed decisions about model selection.

7 Conclusion

We develop a novel crowdsourcing task, which we call topic-word matching, to illicit human judgments of local topic model quality. We apply this human evaluation to a wide variety of models, and find that topic switch percent (or SWITCHP) correlates well with this human evaluation. We propose that this new metric, which we colloquially refer to as consistency, be adopted alongside evaluations of global topic quality for future work with topic model comparison.

References

- Loulwah AlSumait, Daniel Barbará, James Gentle, and Carlotta Domeniconi. 2009. Topic significance ranking of LDA generative models. In *Proceedings of European Conference of Machine Learning*.
- Sanjeev Arora, Rong Ge, Yonatan Halpern, David Mimno, Ankur Moitra, David Sontag, Yichen Wu, and Michael Zhu. 2013. A practical algorithm for topic modeling with provable guarantees. In *Proceedings of the International Conference of Machine Learning*.
- Georgios Balikas, Massih-Reza Amini, and Marianne Clausel. 2016a. On a topic model for sentences. In *Proceedings of the ACM SIGIR Conference on Research and Development in Information Retrieval*.
- Georgios Balikas, Hesam Amoualian, Marianne Clausel, Eric Gaussier, and Massih-Reza Amini. 2016b. Modeling topic dependencies in semantically coherent text spans with copulas. In *Proceedings of International Conference on Computational Linguistics*.
- David M. Blei, Andrew Ng, and Michael Jordan. 2003. Latent dirichlet allocation. *Journal of Machine Learning Research*, 3:993–1022.
- Jordan L Boyd-Graber and David M Blei. 2009. Syntactic topic models. In *Proceedings of Advances in Neural Information Processing Systems*, pages 185–192.
- Jonathan Chang, Sean Gerrish, Chong Wang, Jordan L Boyd-graber, and David M Blei. 2009. Reading tea leaves: How humans interpret topic models. In *Advances in neural information processing systems*, pages 288–296.
- Thomas L. Griffiths, Mark Steyvers, David M. Blei, and Joshua B. Tenenbaum. 2004. Integrating topics and syntax. In *Advances in neural information processing systems*.
- Amit Gruber, Yair Weiss, and Michal Rosen-Zvi. 2007. Hidden topic markov models. In *Artificial intelligence and statistics*.
- Klaus Krippendorff. 2013. *Content Analysis: An Introduction to Its Methodology*, 3rd edition, pages 221–250. Thousand Oaks.
- Jeffrey Lund, Connor Cook, Kevin Seppi, and Jordan Boyd-Graber. 2017. Tandem anchoring: A multi-word anchor approach for interactive topic modeling. In *Proceedings of the Association for Computational Linguistics*.
- Jeffrey Lund, Stephen Cowley, Wilson Fearn, Emily Hales, and Kevin Seppi. 2018. Labeled anchors and a scalable, transparent, and interactive classifier. In *Proceedings of Empirical Methods in Natural Language Processing*.
- Marina Meilă. 2003. Comparing clusterings by the variation of information. In *Learning theory and kernel machines*, pages 173–187. Springer.
- David Newman, Jey Han Lau, Karl Grieser, and Timothy Baldwin. 2010. Automatic evaluation of topic coherence. In *Proceedings of the Association for Computational Linguistics*.
- Thang Nguyen, Jordan Boyd-Graber, Jeffrey Lund, Kevin Seppi, and Eric Ringger. 2015. Is your anchor going up or down? Fast and accurate supervised topic models. In *Conference of the North American Chapter of the Association for Computational Linguistics*.
- Stefanie Nowak and Stefan R ger. 2010. How reliable are annotations via crowdsourcing: a study about inter-annotator agreement for multi-label image annotation. In *Proceedings of the international conference on Multimedia information retrieval*, pages 557–566. ACM.

Daniel Ramage, David Hall, Ramesh Nallapati, and Christopher D Manning. 2009. Labeled lda: A supervised topic model for credit attribution in multi-labeled corpora. In *Proceedings of the 2009 Conference on Empirical Methods in Natural Language Processing: Volume 1-Volume 1*, pages 248–256. Association for Computational Linguistics.

Hanna M Wallach, Iain Murray, Ruslan Salakhutdinov, and David Mimno. 2009. Evaluation methods for topic models. In *Proceedings of the International Conference of Machine Learning*. ACM.

Xiaojin Zhu, David Blei, and John Lafferty. 2006. Taglda: Bringing document structure knowledge into topic models. Technical report, Technical Report TR-1553, University of Wisconsin.