

Memory-efficient and fast implementation of local adaptive binarization methods *

Chungkwong Chan ^{†‡}

August 1, 2019

Abstract

Binarization is widely used as an image preprocessing step to separate object especially text from background before recognition. For noisy images with uneven illumination such as degraded documents, threshold values need to be computed pixel by pixel to obtain a good segmentation. Since local threshold values typically depend on moment-based statistics such as mean and variance of gray levels inside rectangular windows, integral images which are memory consuming are commonly used to accelerate the calculation. Observed that moment-based statistics as well as quantiles in a sliding window can be computed recursively, integral images can be avoided without neglecting speed, more binarization methods can be accelerated too. In particular, given a $H \times W$ input image, Sauvola's method and alike can run in $\Theta(HW)$ time independent of window size, while only around $6 \min\{H, W\}$ bytes of auxiliary space is needed, which is significantly lower than the $16HW$ bytes occupied by the two integral images. Since the proposed technique enable various well-known local adaptive binarization methods to be applied in real-time use cases on devices with limited resources, it has the potential of wide application.

Keywords Adaptive binarization; Local thresholding; Space complexity; Time complexity; Optical character recognition

2010 MSC 68U10; 68T45; 68W40

*Declarations of interest: none

[†]School of Mathematics, Sun Yat-Sen University, 135 Xingang Xi Road, Guangzhou, 510275, China

[‡]Email address: chsongg@mail2.sysu.edu.cn or chan@chungkwong.cc

1 Introduction

Binarization is an image processing procedure that convert a grayscale image into a binary image, it is commonly used to distinguish objects from background[1]. In particular, binarization is widely adapted as a preprocessing step before optical character recognition(OCR), where textual components are first extracted from images. The quality of binarization is critical to the accuracy of OCR, especially for degraded documents[2] and license plates[3].

A global binarization method divides pixels into foreground and background using a single threshold value, where the gray level of each pixel is compared to the threshold value. Since brightness and contrast are different from image to image, a good threshold value need to be computed per image. Most notably, Otsu[4] suggested to choose a threshold value such that interclass variance of gray levels is maximized.

A local binarization method assign possibly different threshold values to different pixels in an image. The threshold value for a pixel (i, j) is calculated using statistics of the gray levels of pixels inside a neighborhood of (i, j) . In practice, the neighborhood is usually taken to be a $h \times w$ rectangular window centered at (i, j) , commonly used local statistics are mean m_{ij} and standard deviation s_{ij} . For example, the threshold value for pixel (i, j) of a $H \times W$ grayscale image $(I_{ij})_{i=0, \dots, H-1; j=0, \dots, W-1}$ is taken to be

$$t_{ij} = m_{ij}(1 + k(\frac{s_{ij}}{R} - 1))$$

in the well known method proposed by Sauvola and Pietikäinen[5], where k is a tunable positive parameter and R is the dynamic range of standard deviation. In most application, allowed gray levels are

$\{0, \dots, 255\}$, so $255/2$ would be an upper bound of the standard deviation according to Popoviciu's inequality, thus R is usually taken to be 128.

Global binarization methods are fast, but they are not robust to noise and uneven illumination which are commonly seen. For example, a single threshold value may not be adequate to separate text from coffee stains. Fig. 1 compares the output of Otsu's method and that of Sauvola's method, where the input image is taken from the dataset of ICDAR 2009 Document Image Binarization Contest[6]. In contrast, local binarization methods are computationally intensive. Since

$$m_{ij} = \frac{1}{hw} \sum_{\substack{i-\frac{h}{2} < \alpha \leq i+\frac{h}{2} \\ j-\frac{w}{2} < \beta \leq j+\frac{w}{2}}} I_{\alpha,\beta}$$

and

$$s_{ij} = \sqrt{\frac{1}{hw} \sum_{\substack{i-\frac{h}{2} < \alpha \leq i+\frac{h}{2} \\ j-\frac{w}{2} < \beta \leq j+\frac{w}{2}}} I_{\alpha,\beta}^2 - m_{ij}^2}$$

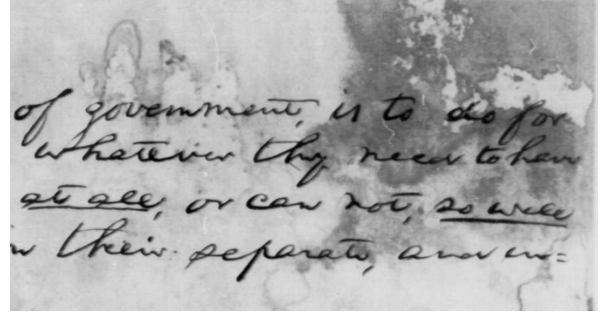
, the time complexity would be $\Theta(HWhw)$ if all the threshold values of Sauvola's method are computed directly using the definition, the speed decrease as the window size increase.

For real-time use cases such as mobile devices that help foreigners or visually impaired persons to understand encountered text[7], memory-efficient and fast implementations of local binarization methods are demanded. In this paper, such an implementation is presented, where a generally applicable recursive technique is proposed to compute quantities of the form


$$\sum_{\substack{\alpha_0 < \alpha \leq \alpha_1 \\ \beta_0 < \beta \leq \beta_1}} f(I_{\alpha,\beta})$$

. The technique can also be extends to compute various features of image which are useful for object detection and classification efficiently using limited memory.

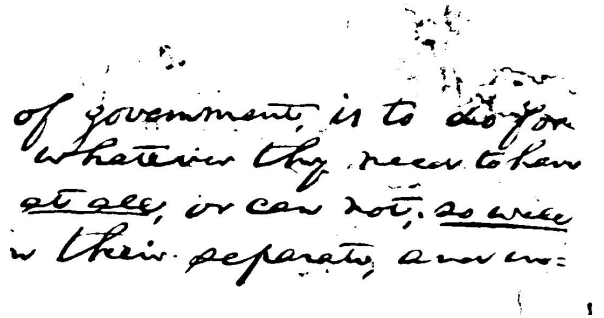
The remainder of this paper is divided into four sections. Section 2 summarizes previous attempts to accelerate local adaptive binarization and their limitations. Section 3 describes the proposed implementation in details and analyzes it complexity. Section 4 presents benchmark of the implementation. Section 5 concludes the paper.



(a) Before binarization



(b) Binarized by Otsu's method



(c) Binarized by Sauvola's method($k = 0.5, h = w = 32$)

Figure 1: Binarization of a sample image

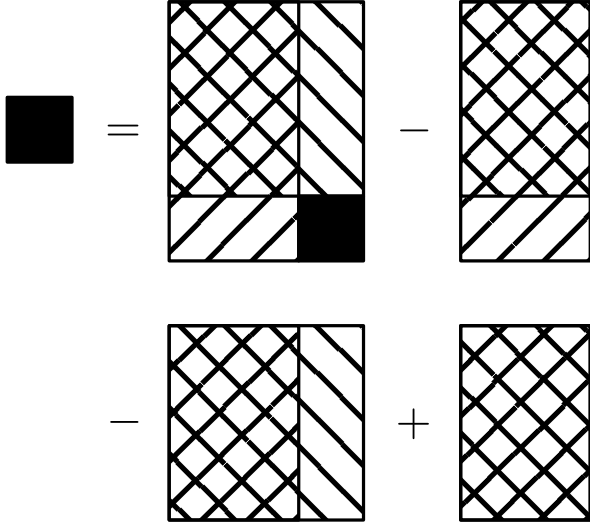


Figure 2: Calculation of sum inside a window given an integral image

2 Related works

Bradley et al.[8] used integral images to speed up the calculation of the mean of gray levels inside a window. Shafait et al.[9] extended the trick to calculate the standard deviation. Let $J_{i,j} = \sum_{\substack{\alpha \leq i \\ \beta \leq j}} f(I_{\alpha,\beta})$, then $\sum_{\substack{\alpha_0 < \alpha \leq \alpha_1 \\ \beta_0 < \beta \leq \beta_1}} f(I_{\alpha,\beta}) = J_{\alpha_1,\beta_1} - J_{\alpha_0,\beta_1} - J_{\alpha_1,\beta_0} + J_{\alpha_0,\beta_0}$ as shown in Fig. 2. The integral image $(J_{ij})_{i=0,\dots,H-1;j=0,\dots,W-1}$ can be computed recursively using the following recurrence relation:

$$J_{i,j} = \begin{cases} 0 & , i < 0 \text{ or } j < 0 \\ J_{i-1,j} + J_{i,j-1} + f(I_{i,j}) & \\ -J_{i-1,j-1} & , \text{otherwise} \end{cases}$$

. Therefore, the time complexity of Sauvola's method can be reduced to $\Theta(HW)$, which is independent of window size. However, consumption of memory increased significantly from $\Theta(1)$ to $\Theta(HW)$ because the two additional integral images need to be stored.

Hardware acceleration is also considered. Chen et al.[10] proposed a parallel implementation of Sauvola's method using GPU. Najafi et al.[11] presented a full hardware implementation using stochastic circuits.

3 Proposed implementation

In this section, a memory-efficient and fast implementation of Sauvola's method is proposed, no specialized hardware is required. The novel technique can also be applied to speed up a wide range of local adaptive binarization methods while memory requirement is moderate.

3.1 Overview

The primary observation is that the sum of f of gray levels inside a window can be computed using the one next to it as shown in Fig. 3, more formally,

$$\begin{aligned} \sum_{\substack{\alpha_0 < \alpha \leq \alpha_1 \\ \beta_0 < \beta \leq \beta_1}} f(I_{\alpha,\beta}) &= \sum_{\substack{\alpha_0 < \alpha \leq \alpha_1 \\ \beta_0 - 1 < \beta \leq \beta_1 - 1}} f(I_{\alpha,\beta}) \\ &+ \sum_{\alpha_0 < \alpha \leq \alpha_1} f(I_{\alpha,\beta_1}) \\ &- \sum_{\alpha_0 < \alpha \leq \alpha_1} f(I_{\alpha,\beta_0}) \end{aligned}$$

for integers $\alpha_0, \alpha_1, \beta_0$ and β_1 , where

$$\begin{aligned} \sum_{\alpha_0 < \alpha \leq \alpha_1} f(I_{\alpha,\beta}) &= \sum_{\alpha_0 - 1 < \alpha \leq \alpha_1 - 1} f(I_{\alpha,\beta}) + f(I_{\alpha_1,\beta}) \\ &- f(I_{\alpha_0,\beta}) \end{aligned}$$

. Therefore, if the threshold values of pixels are computed in row-major order, the implementation only need to keep track of the quantities

$$\sum_{i - \lfloor \frac{h+1}{2} \rfloor < \alpha \leq i + \lfloor \frac{h}{2} \rfloor} f(I_{\alpha,\beta}) \text{ where } \beta = 0, \dots, W - 1.$$

3.2 Algorithm

Given the observation, Sauvola's method can be implemented as in Algorithm 1. For simplicity, the following assumptions are made:

- All undefined elements(due to index out of bounds) of arrays have a value zero;
- The input image and the output image do not overlap in memory, otherwise $I_{i-o,j}$ may be overwritten unintentionally. The algorithm can be modified to allow in-place binarization, but additional space is needed to store up to oW gray levels.

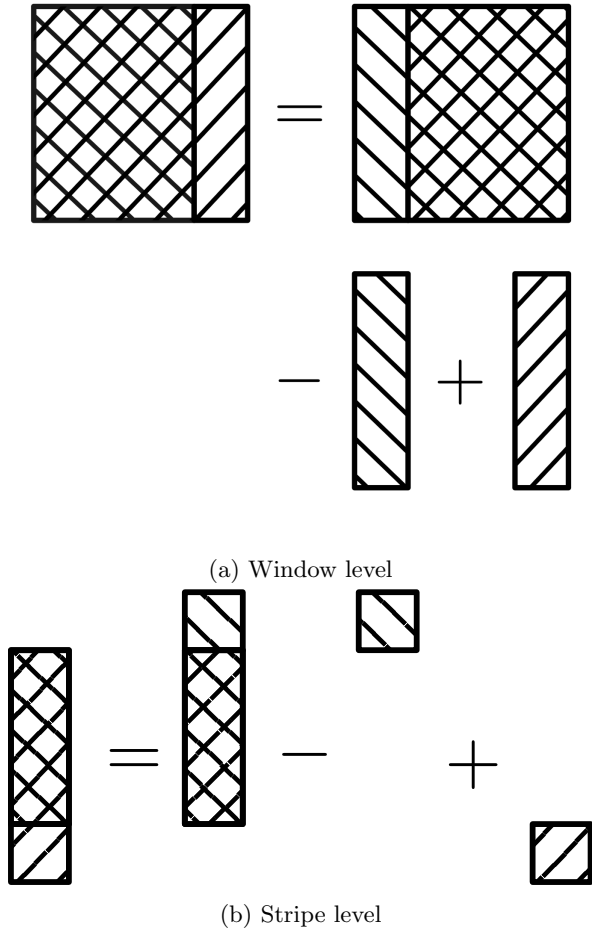


Figure 3: Calculation of sum inside a window given that of a window next to it

input : A grayscale bitmap image \mathbf{I} with width W and height H , the width w and height h of the window, a nonnegative parameter k , the range of standard deviation R

output: A binary bitmap image \mathbf{I}'

```

 $l \leftarrow \lfloor \frac{w+1}{2} \rfloor;$ 
 $r \leftarrow \lfloor \frac{w}{2} \rfloor;$ 
 $o \leftarrow \lfloor \frac{h+1}{2} \rfloor;$ 
 $u \leftarrow \lfloor \frac{h}{2} \rfloor;$ 
for  $j \leftarrow 0$  to  $W - 1$  do
     $C_j \leftarrow 0;$ 
     $D_j \leftarrow 0;$ 
    for  $i \leftarrow 0$  to  $u - 1$  do
         $C_j \leftarrow C_j + I_{i,j};$ 
         $D_j \leftarrow D_j + I_{i,j}^2;$ 
    end
end
for  $i \leftarrow 0$  to  $H - 1$  do
    for  $j \leftarrow 0$  to  $W - 1$  do
         $C_j \leftarrow C_j + I_{i+u,j} - I_{i-o,j};$ 
         $D_j \leftarrow D_j + I_{i+u,j}^2 - I_{i-o,j}^2;$ 
    end
     $c \leftarrow 0;$ 
     $d \leftarrow 0;$ 
    for  $j \leftarrow 0$  to  $r - 1$  do
         $c \leftarrow c + C_j;$ 
         $d \leftarrow d + D_j;$ 
    end
    for  $j \leftarrow 0$  to  $W - 1$  do
         $n \leftarrow$ 
             $(\min\{j+r, W-1\} - \max\{j-l, -1\}) \times$ 
             $(\min\{i+u, H-1\} - \max\{i-o, -1\});$ 
         $c \leftarrow c + C_{j+r} - C_{j-l};$ 
         $d \leftarrow d + D_{j+r} - D_{j-l};$ 
         $m \leftarrow \frac{c}{n};$ 
         $v \leftarrow \frac{d}{n} - m^2;$ 
        /* Change the following condition
           when you are implementing
           another binarization method */
        if  $I_{ij} + m(k-1) \leq$ 
             $0 \vee (I_{ij} + m(k-1))^2 \leq \frac{k^2 m^2 v}{R^2}$  then
             $I'_{ij} \leftarrow 0$ 
        else
             $I'_{ij} \leftarrow 1$ 
        end
    end
end

```

Algorithm 1: Sauvola's method

It should also be noted that $I_{ij} \leq m_{ij}(1 + k(\frac{s_{ij}}{R} - 1))$ is equivalent to $I_{ij} + m_{ij}(k - 1) \leq 0$ or $(I_{ij} + m_{ij}(k - 1))^2 \leq \frac{k^2 m_{ij}^2 s_{ij}^2}{R^2}$ since $k \geq 0$, so computation of square root can be avoided to save time.

3.3 Complexity

It is straightforward to see from Algorithm 1 that $\Theta(W)$ auxiliary space is needed, where the space occupied by the input image and the output image is not taken into account. By exchanging the two axis, one may implement a version demanding $\Theta(H)$ auxiliary space. Therefore, the requirement of auxiliary space can be further decreased to $\Theta(\min\{H, W\})$ by choosing one of the two versions per image, it is much smaller than $\Theta(HW)$ which is needed for integral images. In fact, $\min\{H, W\} \leq \sqrt{HW} \ll HW$.

In addition, shorter integer types can be used to store intermediate quantities since they are much smaller than the elements of integral images. In the usual scenario, gray levels range from 0 to 255 and the side of windows rarely exceed 257, $255 \times 257 = 65535 = 2^{16} - 1$ and $255 \times 255 \times 257 < 2^{32} - 1$ by direct calculations, it follows that an element of C only need to occupy an unsigned 16-bit integer and an element of D only need to occupy a 32-bit integer. In contrast, a page of A4 document scanned at 600DPI contains up to $8.27 \times 11.7 \times 600^2 = 34833240 > 2^{32}/255$ pixels, so an element of an integral image need to occupy a 64-bit integer to prevent overflow.

It is straightforward to see from Algorithm 1 that its time complexity is $\Theta(HW)$ and does not depend on window size, which is the same as the algorithm based on integral images. Since reduced memory usage leads to a higher cache hit rate, the speed may increase slightly.

3.4 Generalization

Most of the local thresholding methods derived from Niblack's method only rely on mean and variance of gray levels inside rectangular windows, Table 1 listed a few of them, consult a survey[12] for even more examples. Therefore, Algorithm 1 can be adapted to any of them by simply modifying the condition in the "if" statement. Obviously, the analysis on time complexity and space complexity remains unchanged.

Table 1: Binarization methods that can be implemented by changing a single condition in Algorithm 1

Method	Threshold value
Niblack[13]	$m_{ij} + k s_{ij}$
Sauvola et al.[5]	$m_{ij}(1 + k(\frac{s_{ij}}{R} - 1))$
Wolf et al.[14]	$m_{ij} - k(m_{ij} - L)(1 - \frac{s_{ij}}{R})$
Feng et al.[15]	$\alpha_1 m_{ij} + k_1(\frac{s_{ij}}{R})^{1+\gamma}(m_{ij} - L) + k_2(\frac{s_{ij}}{R})^\gamma L$
Rais et al.[16]	$m_{ij} + 0.3 \frac{m_{ij} s_{ij} - MS}{\max\{m_{ij} s_{ij}, MS\}} s_{ij}$
Khurshid et al.[17]	$m_{ij} + k \sqrt{s_{ij}^2 + m_{ij}^2 \frac{hw-1}{hw}}$
Phansalkar et al.[18]	$m_{ij}(1 + p e^{-q m_{ij}} + k(\frac{s_{ij}}{R} - 1))$

Notations:

L global minimum of gray levels

M global mean of gray levels

S global standard deviation of gray levels

Some of the local thresholding methods used local maximum and/or minimum. For example, Bernsen's method[19] used midrange as threshold value. It is possible to calculate local maximum and minimum recursively using deques. Although $\Theta(HW)$ time and $\Theta(\min\{Wh, Hw\})$ auxiliary space would be needed in the present situation, it should remain much faster than the definitive implementation, while consumption of memory is acceptable since windows are small compared with input images. The same technique can also speed up binarization methods that estimate local contrast by range of gray levels[20].

In general, local quantiles such as median of gray levels can also be computed recursively by maintaining histograms. $\Theta(HW \max\{h, w\})$ time and $\Theta(\min\{W, H\})$ auxiliary space would be needed in this case, depending on the number of gray levels allowed.

Compound binarization methods which are based on a supported adaptive thresholding method can benefit from the proposed technique too. Gatos et al.[2] added preprocessing and post-processing steps before and after Sauvola's thresholding to reduce noise. Chamchong et al.[21] mod-

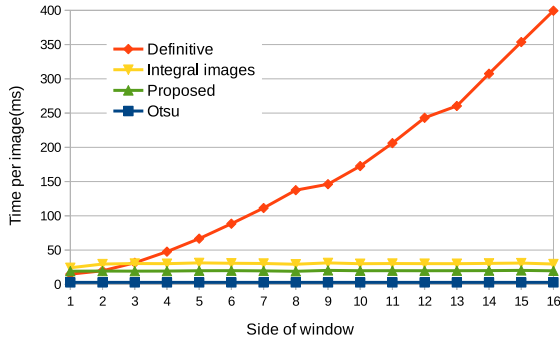


Figure 4: Comparison of CPU time usage

ified threshold values which are outliers. Moghadam et al.[22] and Lazzara et al.[23] applied underlying local thresholding multiple times to down-sampled images.

The proposed technique may be of interest beyond binarization since it can replace the memory-hogging integral images without neglecting speed in many cases. As a potential application, Haar-like features[24] which are widely adapted in object detection can be computed recursively, so one may implement real-time face detection on devices with limited memory. Here is an outline: a small number of features are computed recursively to produce candidates of face first, then remaining features are computed using local integral images of those regions to classify them.

4 Experiment

In order to check the effectiveness of the proposed technique, the three implementations¹ of Sauvola’s method are tested on the dataset from ICDAR 2013 Document Image Binarization Contest[25] together with Otsu’s method. The three implementations of Sauvola’s method produced identical binarized images for each input image and window size tested, so the correctness of the implementations is confirmed. Fig. 4 verified the speed of the proposed implementation is independent of window size. The proposed implementation is about 30% faster than the approach using integral images, but still approximately six times slower than Otsu’s method.

¹The source code can be found at <https://github.com/chungkwong/binarizer>.

5 Conclusion

A memory-efficient and fast implementation of Sauvola’s method is presented. A $H \times W$ grayscale image can be binarized in $\Theta(HW)$ time independent of window size, while the definitive implementation needs $\Theta(HWhw)$ time for $h \times w$ window. Meanwhile, only $\Theta(\min\{H, W\})$ space is occupied by intermediate data structures, while the approach using integral images requires $\Theta(HW)$. The proposed technique can also benefit most of the local adaptive thresholding methods, whenever local statistics like mean, standard deviation or quantiles are concerned. Therefore, a large class of widely used local adaptive binarization methods are made available to real-time use cases on devices with limited resources.

References

- [1] M. Sezgin, B. Sankur, Survey over image thresholding techniques and quantitative performance evaluation, *Journal of Electronic Imaging* 13 (1) (2004) 146 – 165. <https://doi.org/10.1117/1.1631315>.
- [2] B. Gatos, I. Pratikakis, S. Perantonis, Adaptive degraded document image binarization, *Pattern Recognition* 39 (3) (2006) 317 – 327. <https://doi.org/10.1016/j.patcog.2005.09.010>.
- [3] C. E. Anagnostopoulos, I. E. Anagnostopoulos, I. D. Psoroulas, V. Loumos, E. Kayafas, License plate recognition from still images and video sequences: A survey, *IEEE Transactions on Intelligent Transportation Systems* 9 (3) (2008) 377–391. <https://doi.org/10.1109/TITS.2008.922938>.
- [4] N. Otsu, A threshold selection method from gray-level histograms, *IEEE Transactions on Systems, Man, and Cybernetics* 9 (1) (1979) 62–66. <https://doi.org/10.1109/TSMC.1979.4310076>.
- [5] J. Sauvola, M. Pietikäinen, Adaptive document image binarization, *Pattern Recognition* 33 (2) (2000) 225–236. [https://doi.org/10.1016/S0031-3203\(99\)00055-2](https://doi.org/10.1016/S0031-3203(99)00055-2).

- [6] B. Gatos, K. Ntirogiannis, I. Pratikakis, Icdar 2009 document image binarization contest (dibco 2009), in: 2009 10th International Conference on Document Analysis and Recognition, 2009, pp. 1375–1382.
- [7] N. Ezaki, M. Bulacu, L. Schomaker, Text detection from natural scene images: towards a system for visually impaired persons, in: Proceedings of the 17th International Conference on Pattern Recognition, 2004, Vol. 2, 2004, pp. 683–686. <https://doi.org/10.1109/ICPR.2004.1334351>.
- [8] D. Bradley, G. Roth, Adaptive thresholding using the integral image, *Journal of Graphics Tools* 12 (2) (2007) 13–21. <https://doi.org/10.1080/2151237X.2007.10129236>.
- [9] F. Shafait, D. Keysers, T. M. Breuel, Efficient implementation of local adaptive thresholding techniques using integral images, in: Document Recognition & Retrieval XV, Vol. 6815, 2008. <https://doi.org/10.1117/12.767755>.
- [10] X. Chen, Y. Gao, Z. Huang, Cuda-accelerated fast sauvola’s method on kepler architecture, *Multimedia Tools and Applications* 74 (24) (2015) 11809–11820. <https://doi.org/10.1007/s11042-014-2269-7>.
- [11] M. H. Najafi, M. E. Salehi, A fast fault-tolerant architecture for sauvola local image thresholding algorithm using stochastic computing, *IEEE Transactions on Very Large Scale Integration (VLSI) Systems* 24 (2) (2016) 808–812. <https://doi.org/10.1109/TVLSI.2015.2415932>.
- [12] L. P. Saxena, Niblack’s binarization method and its modifications to real-time applications: a review, *Artificial Intelligence Review* 51 (4) (2019) 673–705. <https://doi.org/10.1007/s10462-017-9574-2>.
- [13] W. Niblack, *An Introduction to Digital Image Processing*, Strandberg Publishing Company, Birkeroed, 1985.
- [14] C. Wolf, J. M. Jolion, F. Chassaing, Text localization, enhancement and binarization in multimedia documents, in: Object recognition supported by user interaction for service robots, Vol. 2, 2002, pp. 1037–1040. <https://doi.org/10.1109/ICPR.2002.1048482>.
- [15] M. L. Feng, Y. P. Tan, Contrast adaptive binarization of low quality document images, *IEICE Electronics Express* 1 (16) (2004) 501–506. <https://doi.org/10.1587/elex.1.501>.
- [16] N. B. Rais, M. S. Hanif, I. A. Taj, Adaptive thresholding technique for document image analysis, in: 8th International Multitopic Conference, 2004, pp. 61–66. <https://doi.org/10.1109/INMIC.2004.1492847>.
- [17] K. Khurshid, I. Siddiqi, C. Faure, N. Vincent, Comparison of niblack inspired binarization methods for ancient documents, in: Document Recognition and Retrieval XVI, Vol. 7247, 2009. <https://doi.org/10.1117/12.805827>.
- [18] N. Phansalkar, S. More, A. Sabale, M. Joshi, Adaptive local thresholding for detection of nuclei in diversity stained cytology images, in: 2011 International Conference on Communications and Signal Processing, 2011, pp. 218–220. <https://doi.org/10.1109/ICCSP.2011.5739305>.
- [19] J. Bernsen, Dynamic thresholding of grey-level images, in: Proc. 8th ICPR, 1986, pp. 1251–1255.
- [20] B. Su, S. Lu, C. L. Tan, Robust document image binarization technique for degraded document images, *IEEE Transactions on Image Processing* 22 (4) (2013) 1408–1417. <https://doi.org/10.1109/TIP.2012.2231089>.
- [21] R. Chamchong, C. C. Fung, Comparing background elimination approaches for processing of ancient thai manuscripts on palm leaves, in: 2009 International Conference on Machine Learning and Cybernetics, Vol. 6, 2009, pp. 3436–3441. <https://doi.org/10.1109/ICMLC.2009.5212718>.
- [22] R. F. Moghaddam, M. Cheriet, A multi-scale framework for adaptive binarization of degraded document images, *Pattern Recognition*

- 43 (6) (2010) 2186 – 2198. <https://doi.org/10.1016/j.patcog.2009.12.024>.
- [23] G. Lazzara, T. Géraud, Efficient multiscale sauvola’s binarization, International Journal on Document Analysis and Recognition (IJ-DAR) 17 (2) (2014) 105–123. <https://doi.org/10.1007/s10032-013-0209-0>.
- [24] P. Viola, M. J. Jones, Robust real-time face detection, International Journal of Computer Vision 57 (2) (2004) 137–154. <https://doi.org/10.1023/B:VISI.0000013087.49260.fb>.
- [25] I. Pratikakis, B. Gatos, K. Ntirogiannis, Icdar 2013 document image binarization contest (dibco 2013), in: 2013 12th International Conference on Document Analysis and Recognition, 2013, pp. 1471–1476. <https://doi.org/10.1109/ICDAR.2013.219>.