

On the Effectiveness of Low-rank Approximations for Collaborative Filtering compared to Neural Networks

Marcel Kurovski*
inovex GmbH
mkurovski@inovex.de

Florian Wilhelm*
inovex GmbH
fwilhelm@inovex.de

ABSTRACT

Even in times of deep learning, low-rank approximations by factorizing a matrix into user and item latent factors continue to be a method of choice for collaborative filtering tasks due to their great performance. While deep learning based approaches excel in hybrid recommender tasks where additional features for items, users or even context are available, their flexibility seems to rather impair the performance compared to low-rank approximations for pure collaborative filtering tasks where no additional features are used. Recent works propose hybrid models combining low-rank approximations and traditional deep neural architectures with promising results but fail to explain why neural networks alone are unsuitable for this task. In this work, we revisit the model and intuition behind low-rank approximation to point out its suitability for collaborative filtering tasks. In several experiments we compare the performance and behavior of models based on a deep neural network and low-rank approximation to examine the reasons for the low effectiveness of traditional deep neural networks. We conclude that the universal approximation capabilities of traditional deep neural networks severely impair the determination of suitable latent vectors, leading to a worse performance compared to low-rank approximations.

CCS CONCEPTS

• **Information systems** → Collaborative filtering; • **Computing methodologies** → Neural networks; **Factorization methods**.

KEYWORDS

Recommender Systems; Neural Networks; Collaborative Filtering

1 INTRODUCTION

Since the Netflix prize in 2009, variants of low-rank approximation (LRA) have been and still are among the most popular approaches to collaborative filtering (CF) problems despite the advent of Deep Learning (DL). In many other domains, e.g. computer vision, image and speech recognition, classical methods used in those domains were significantly surpassed

by neural networks and thus great progress was made. Although neural network based recommender systems have become widespread and shown significant performance gains by exploiting content, contextual and sequential patterns, they prove insufficient in case of CF. Feature engineering and extraction capabilities of DL seem to be of no use and the sparsity of user-item interactions surely is an impeding factor. This is generally acknowledged by the community and neural networks are often combined with LRA approaches[4, 6]. Despite these works, we found no proper study comparing LRAs with neural networks especially with respect to the determined latent vectors by these methods. Our work remedies this by contributing an intuition for LRAs based on expected covariances between latent features and interactions. Moreover, we evaluate in several experiments the suitability of the latent vectors obtained by low-rank approximations compared to neural networks.

1.1 Problem Formulation

Given users u_i with $i = 1, \dots, m$ and items v_j with $j = 1, \dots, n$ from a single domain, we denote with a scalar r_{ij} the interaction of user u_i with item v_j . In order to express the user's preference for an item, we assume $r_{ij} < r_{ik}$ if u_i liked v_k more than v_i and $r_{ij} = r_{ik}$ if u_i is indifferent between v_i and v_k . In implicit feedback scenarios, we often have $r_{ij} = 1$ for positive feedback, whereas in explicit feedback scenarios r_{ij} takes a numerical rating. We denote the interaction matrix of all users and items with $R = \{r_{ij}\}$.

1.2 Low-Rank Approximations

LRAs exploit the fact that rows and columns of R are highly correlated due to redundancies in the underlying ratings, e.g. similarly acting users or similarly rated items. This allows a robust approximation by a lower-rank matrix $\hat{R} = \{\hat{r}_{ij}\}$ [1, 13]. We have

$$\hat{r}_{ij} := \mathbf{e}_i^u \cdot \mathbf{e}_j^v + b_i^u + b_j^v, \mathbf{e}_i^u, \mathbf{e}_j^v \in \mathbb{R}^p, p \in \mathbb{N}, b_i^u, b_j^v \in \mathbb{R},$$

where \mathbf{e}_i^u and \mathbf{e}_j^v are elements of a joint latent space of dimension $p \ll \min\{m, n\}$ denoted as user or item *latent factors* in a LRA context or more generally *latent vectors*. Their inner product models the user-item interaction. The bias terms b_i^u and b_j^v capture interaction-independent effects

*Both authors contributed equally to this work

like users systematically rating lower than others or items that are more popular than others. The actual approximation depends on the problem setting. For explicit feedback, where $r_{ij} \in \{-1, 1\}$ or $r_{ij} \in \{0, 1\}$, a pointwise approach is often applied and for instance the binary cross-entropy loss, i.e.

$$-\sum_S [r'_{ij} \cdot \log(\sigma(\hat{r}_{ij})) + (1 - r'_{ij}) \cdot \log(1 - \sigma(\hat{r}_{ij}))], \quad (1)$$

where $r'_{ij} = \max\{0, r_{ij}\}$, σ is the sigmoid function and $S := \{(i, j) | r_{ij} \text{ is known}\}$, is optimized. In case of implicit positive feedback, the de facto standard is Bayesian Personalized Ranking (BPR). This pairwise approach maximizes the probability that an item v_j with observed interaction r_{ij} of user i is ranked higher than an item v_k with no observed interaction r_{ik} with an item k , i.e. $p(v_j >_{u_i} v_k | \mathbf{e}_i^u \mathbf{e}_j^v, \mathbf{e}_k^v, b_i^u, b_j^v)$ [12]. The model parameters are determined with the help of (stochastic) gradient descent or alternating least squares methods [8, 10].

1.3 Neural Network Approaches

In recent years, DL based recommenders have become widespread in academia and industry [17]. Leveraging flexible, non-linear models for representation learning and sequence modeling has proven highly beneficial, especially in content-based and hybrid settings. However, some works also use neural networks, e.g. multi-layer perceptrons (MLP), autoencoders, and convolutional neural networks, purely for CF [6, 7, 14, 16]. This invites to research their effectiveness compared to LRAs.

A general MLP-based model, illustrating the basic structure of neural collaborative filtering networks (NCFN), is

$$f_{\Theta, U, V}(u_i, v_j) = g(h_u(u_i), h_v(v_j) | U, V) | \Theta,$$

where f is a mapping from a user-item tuple (u_i, v_j) into \mathbb{R} . It is composed of functions h_u, h_v that transforms user and item indices into their joint latent space and a MLP g with parameters Θ which maps the concatenation, outer product or Hadamard product of these latent vectors into \mathbb{R} modeling the user-item interaction [6, 7, 14]. Since neural networks are universal function approximators, they are theoretically capable to derive these interactions when the concatenation of user and item latent vectors are provided as inputs. Analogously to LRAs, NCFNs can be trained in an explicit context using the binary cross-entropy (1) or in an implicit context with BPR. The parameters are inferred by using backpropagation for loss minimization and hence weight adaption by means of (stochastic) gradient descent.

2 COVARIANCES AND LOW-RANK APPROXIMATIONS

We want to establish the connection between LRAs and the covariances of latent vectors and interactions to give a novel

intuition behind the LRA model. In case of a purely CF task, u_i as well as v_j are just entities without any observable features. Thus we assume the existence of latent item features l_k with $k = 1, \dots, p$ which describe the items since we assume a single domain. Consequently, we have for each item v_j a latent vector $\mathbf{e}_j^v \in \mathbb{R}^p$ where e_{jk}^v defines how strong the latent feature l_k is prevalent in v_j . Analogously, we have for each user u_i a latent vector $\mathbf{e}_i^u \in \mathbb{R}^p$ where e_{ik}^u represents the strength of the preference for l_k .

Under these assumptions, we can conclude that if user u_i has a preference for l_k this will also be reflected in the items the user has interacted with. With R_i^u we denote the random variable for the interactions of user u_i having realizations r_{ij} and analogously the random variable for the prevalence of the feature k in items with E_k^v and realizations e_{jk}^v . We can now formalize the joint variability of R_i^u and the prevalence of l_k in the items, u_i has interacted with, as $\text{cov}(R_i^u, E_k^v) > 0$. Following the same reasoning but from an item's perspective, we can argue that the preference of users for l_k should be reflected in their interactions with an item v_j having a strong prevalence of l_k and thus we have that $\text{cov}(R_j^v, E_k^u) > 0$. If we now interpret r_{ij} as realizations of a random variable R , we can express these relationships jointly as $\text{cov}(R, E_k^u E_k^v) > 0$ due to the fact that E_k^u and E_k^v can be assumed independent.

Using the bilinearity of the covariance, we have for all latent item features that

$$\text{cov}(R, \sum_{k=1}^p \alpha_k E_k^u E_k^v) > 0, \quad (2)$$

where $\alpha_k > 0$ weights the importance of l_k with respect to the other latent features. Having derived this canonical condition allows us to justify many traditional methods for CF tasks. For instance classical matrix factorization based methods in an implicit feedback use-case, fulfill (2) by assuming equal importance of l_k , i.e. setting $\alpha_k = 1$ for $k = 1, \dots, p$ and determining e_{ik}^u and e_{jk}^v such that $\hat{r}_{ij} = \sum_{k=1}^p e_{ik}^u e_{jk}^v = \mathbf{e}_i^u \cdot \mathbf{e}_j^v$.

3 EXPERIMENTS

In the following section we provide empirical validation of the covariance intuition together with an extensive comparison between LRA and DL.¹

3.1 Dataset

We use the MovieLens 100k dataset [5] for our empirical study. The dataset contains 100,836 ratings between $m = 610$ users and $n = 9,724$ items on a discrete rating scale with $r_{ij} \in \{0.5, 1.0, \dots, 5.0\}$. We provide an implicit and explicit interpretation of the rating data to analyze the results in both feedback scenarios.

¹The source code is available at <https://github.com/FlorianWilhelm/Irrann>.

For the *implicit feedback* scenario, we only keep all interactions rated equal and above each user’s mean rating labeled with 1 and set all others to 0. This yields a remainder of 54,732 ratings. We use *BPR* loss for training which also maximizes the AUC [2]. *BPR* randomly samples negative feedback from the remaining unobserved items for each user. In the *explicit feedback* scenario, we binarize the original ratings using the users’ mean ratings as threshold resulting in labels 1 and -1 . We then use the binary cross-entropy (1) to fit the data to our models.

3.2 Methodology

3.2.1 Covariances and LRAs. In both scenarios, we fit latent vectors of size $p = 32$ with minibatch gradient descent (batch size 128) for 15 training epochs using the Adam Optimizer [9]. We use a learning rate $\alpha = 0.003$, exponential decay rates $\beta_1 = 0.9$ and $\beta_2 = 0.999$ and no regularization. Hence, we obtain latent vectors \mathbf{e}_i^u and \mathbf{e}_j^v . We calculate the covariance $\text{cov}(R_i^v, E_k^u)$ between the interactions r_{ij} of a fixed user i and latent vectors component e_{jk}^v of the items she interacted or not interacted with. The covariances over varying k are then correlated to the user’s latent vector using Pearson which we denote as $\rho_i^u := \rho(E_k^u, \text{cov}(R_i^u, E_k^v))$. Analogously, we define the correlation $\rho_j^v := \rho(E_k^v, \text{cov}(R_j^v, E_k^u))$ from the view of a fixed item and varying users that interacted or not interacted with it. Highly positive correlation provides empirical support for our theory from Section (2).

3.2.2 NCFN. In order to compare LRA and DL, we limit experiments to implicit feedback due to its greater abundance in real-world applications and competitive results by using the pairwise ranking approach BPR. Essentially, we examine to which extent network input modeling as well as pretraining latent vectors influence the capability of a DNN to reproduce or potentially outperform a strong LDA baseline in terms of accuracy as measured by the Mean Reciprocal Rank (MRR), Mean Average Precision at 10 (MAP@10) and Area Under receiver operating characteristic Curve (AUC). We explore different DNN architectures and distinguish between three pretraining strategies. *DNN* refers to the first setting where the latent vectors are initialized randomly and constitute the parameter space to fit together with the network parameters. We augment this setting by initializing the latent vectors to those of our LDA baseline model. In this case we distinguish whether the latent vectors can still be adjusted or whether they stay fixed, yielding $DNN_{pretrained}$ and $DNN_{pretrained}^{fixed}$. Input modeling wise, we separate between feeding concatenated user-item latent vectors $[\mathbf{e}_i^u, \mathbf{e}_j^v]$ and their Hadamard product $\mathbf{e}_i^u \odot \mathbf{e}_j^v$, similar to [6, 7], into the network.

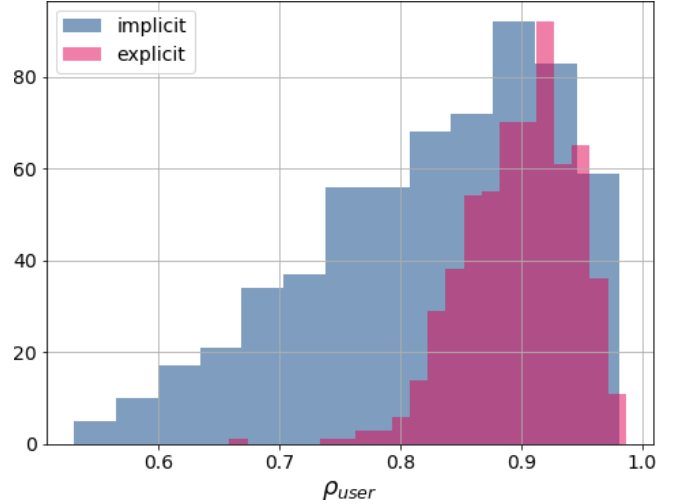


Figure 1: Histogram for user correlations in an implicit and explicit scenario $\rho(E_k^u, \text{cov}(R_i^u, E_k^v))$.

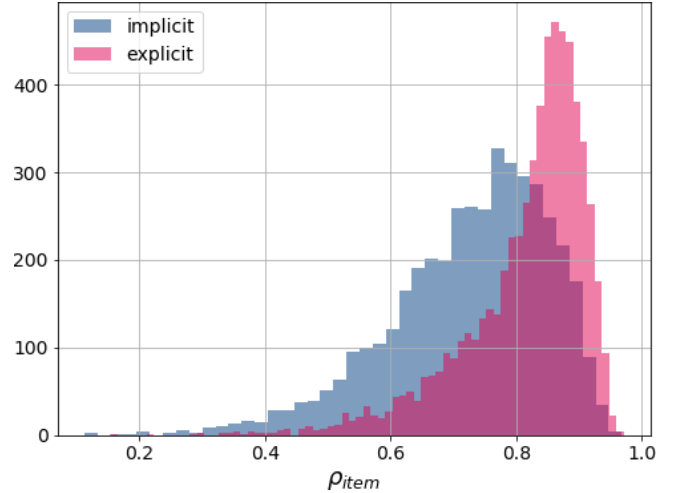


Figure 2: Histogram for item correlations in an implicit and explicit scenario $\rho(E_k^v, \text{cov}(R_j^v, E_k^u))$.

For each of the resulting six combinations we explore neural networks with $L \in \{0, 1, 2, 3\}$ hidden layers, using different activation functions $\{ReLU, ELU, \tanh, sigmoid\}$ arriving at 13 combinations. We choose $\alpha \in \{0.001, 0.003, 0.01\}$ and five different random initializations for the network parameter initialization. Each combination is trained for 20 epochs. We compute test set MRR after every epoch for early stopping.² For sake of brevity of our study, we leave other goals of recommendations as diversity, serendipity for future work. We apply a 80/20 train-test split and keep it consistent across LRA and NCFN.³

²Thus, with 2×3 settings, 13 neural network architectures, $3 \times 5 \times 20$ training epochs, we consider 23,400 experiments.

³We perform a hyperparameter grid search to find the best and therefore most competitive LRA configuration using MRR as selection criterion.

	Implicit		Explicit	
	user	item	user	item
n	610	4275	610	6278
$mean$	0.8246	0.7256	0.8987	0.8156
σ_ρ	0.1011	0.1275	0.0446	0.098
ρ_{min}	0.5304	0.112	0.6589	0.1534
$\rho_{0.25}$	0.7552	0.6505	0.8683	0.7752
$\rho_{0.5}$	0.8425	0.7472	0.9034	0.8433
$\rho_{0.75}$	0.9061	0.8207	0.9318	0.8827
ρ_{max}	0.9806	0.9681	0.9867	0.9710

Table 1: Correlation statistics for user and item views in an implicit and explicit feedback scenario.

3.3 Results and Discussion

3.3.1 *Covariances and LRAs.* Evaluating $\rho_i^u, i \in I$ as well as $\rho_j^v, j \in J$ for both feedback scenarios, we observe highly positive correlations with $\rho_{mean}^u = 0.8246$ and $\rho_{mean}^v = 0.7256$ (implicit feedback) and $\rho_{mean}^u = 0.8987$ and $\rho_{mean}^v = 0.8156$ (explicit feedback) as detailed in Table 1. Due to the fact that we only consider significant individual correlations and that many items have just few or no interactions, there remains just a fraction of items in each scenario. The distributions of these correlations are also shown in Figures 1 and 2. These results empirically support our derivation of LRA based on covariances of users’ preferences and items’ features manifested by user-item interactions.

3.3.2 *NCFN.* A traditional DNN with concatenation of user and item latent vectors could not match the performance of LRA in our experiments. This result is in line with Dziugaite and Roy [3] who stated “Conceivably, a deep neural network could learn to approximate the element-wise product or even outperform it, but this was not the case in our experiments, which used gradient-descent techniques to learn the neural network weights.” Despite the universal approximation capability of such a network, we need to explicitly model the inner product of latent user and item vectors to match LRA’s performance. We believe that the flexibility of a traditional DNN impedes the determination of proper latent vectors. This hypothesis is supported by our experiments that use pretrained latent vectors from LRA. In this case even a DNN with concatenation is on par with LRA, and even more so, if the pretrained latent vectors are fixed. The largest performance gain is achieved, however, by explicitly modeling the user-item interaction with the help of the Hadamard product resulting in a boost of 20% in MRR. Combining the fitted latent factors of the best LRA that already embed the

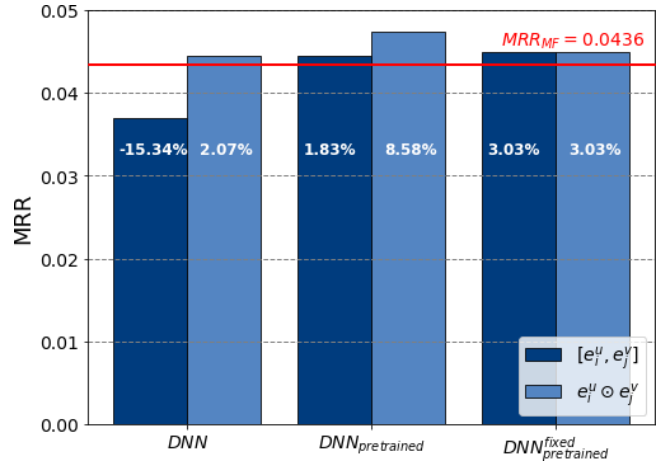


Figure 3: Test set MRR for our best models by input (concatenation or Hadamard product) and pretraining strategies compared to the best MRR obtained from hyperparameter-optimized LRA.

	MRR	MAP@10	AUC	
MF_{best}	0.0436	0.0706	0.9211	
$[e_i^u, e_j^v]$	DNN	0.0369	0.0627	0.8920
	$DNN_{pretrained}$	0.0444	0.0738	0.9195
	$DNN_{pretrained}^{fixed}$	0.0449	0.0706	0.9138
$e_i^u \odot e_j^v$	DNN	0.0445	0.0716	0.9157
	$DNN_{pretrained}$	0.0473	0.0753	0.9241
	$DNN_{pretrained}^{fixed}$	0.0449	0.0713	0.9216

Table 2: Comparison between our best DNN and LRA models with respect to different strategies for user-item latent vectors, e.g. pretrained and/or fixed, and concatenation $[\cdot, \cdot]$, resp. Hadamard product \odot , in terms of MRR, MAP@10 and AUC.

underlying preference relations with the Hadamard product even outperforms LRA to a certain extent, i.e. 8.58% in $DNN_{pretrained}$. This can be interpreted as an adaption of α_k in (2) by the neural network which is more flexible as setting $\alpha_k = 1$. All results are summarized in Figure 3 and Table 2.

4 CONCLUSION

This work contributes theoretical and empirical studies examining the effectiveness of LRA compared to DNNs. We showed that standard DNNs fail to approximate element-wise multiplications which is the cornerstone of LRA’s effectiveness according to our model derivation using covariances. Traditional DNNs perform significantly worse than LRAs for CF. However, when using proper initialization of the latent vectors from a pretrained LRA and potentially joining them

using the Hadamard product, DNNs can outperform LRAs. These are important insights to consider when designing DNN based recommender systems that (partially) depend on collaborative signals. Our results are also supported by latest works that show surprising incapacities of neural networks. For example, Trask et al. [15] propose a neural arithmetic logic unit (NALU) to alleviate the fact that DNNs fail to systematically abstract and to extrapolate from the provided training data. Lin et al. [11] propose dedicated multiplication gates to enable DNNs solving a seemingly simple task.

For future work, we want to further deepen the understanding of DNNs for CF tasks compared to LRAs. We believe that the concurrent adaption of both, latent vector space and neural network parameters, leads to suboptimal configurations which is supported by the gained performance when we used pretrained latent vectors in our experiments. Eventually, a deeper understanding of these inner workings will result in more advanced DNN-based recommenders.

REFERENCES

- [1] Charu C. Aggarwal. *Recommender Systems: The Textbook*. Springer International Publishing, Cham, 2016. ISBN 978-3-319-29657-9. doi: 10.1007/978-3-319-29659-3.
- [2] Charanpal Dhanjal, Romaric Gaudel, and Stephan Clemenccon. AUC Optimisation and Collaborative Filtering. *Arxiv*, pages 1–25, 2015. URL <http://arxiv.org/abs/1508.06091>.
- [3] Gintare Karolina Dziugaite and Daniel M. Roy. Neural Network Matrix Factorization. pages 1–7, 2015. URL <http://arxiv.org/abs/1511.06443>.
- [4] Huifeng Guo, Ruiming Tang, Yunming Ye, Zhenguo Li, and Xiuqiang He. DeepFM: A Factorization-Machine based Neural Network for CTR Prediction. pages 1725–1731, 2013. ISBN 9780999241103. doi: 10.24963/ijcai.2017/239. URL <https://arxiv.org/pdf/1703.04247.pdf>.
- [5] F. Maxwell Harper and Joseph A. Konstan. The MovieLens Datasets: History and Context. *ACM Transactions on Interactive Intelligent Systems*, 5(4):1–19, dec 2015. ISSN 21606455. doi: 10.1145/2827872.
- [6] Xiangnan He, Lizi Liao, Hanwang Zhang, Liqiang Nie, Xia Hu, and Tat-Seng Chua. Neural Collaborative Filtering. In *Proceedings of the 26th International Conference on World Wide Web*, pages 173–182, 2017. ISBN 9781450349130. doi: 10.1145/3038912.3052569. URL <http://arxiv.org/abs/1708.05031>.
- [7] Xiangnan He, Xiaoyu Du, Xiang Wang, Feng Tian, Jinhui Tang, and Tat Seng Chua. Outer product-based neural collaborative filtering. *IJCAI International Joint Conference on Artificial Intelligence*, 2018-July: 2227–2233, 2018. ISSN 10450823.
- [8] Yifan Hu, Yehuda Koren, and Chris Volinsky. Collaborative Filtering for Implicit Feedback. *IEEE International Conference on Data Mining*, pages 263–272, 2008. ISSN 15504786. doi: 10.1109/ICDM.2008.22.
- [9] Diederik P. Kingma and Jimmy Ba. Adam: A Method for Stochastic Optimization. pages 1–15, dec 2014. URL <http://arxiv.org/abs/1412.6980>.
- [10] Yehuda Koren. Factorization meets the neighborhood: a multifaceted collaborative filtering model. *Proceedings of the 14th ACM SIGKDD international conference on Knowledge discovery and data mining*, pages 426–434, 2008. URL <https://dl.acm.org/citation.cfm?id=1401944>.
- [11] Henry W. Lin, Max Tegmark, and David Rolnick. Why Does Deep and Cheap Learning Work So Well? *Journal of Statistical Physics*, 168(6): 1223–1247, 2017. ISSN 00224715. doi: 10.1007/s10955-017-1836-5.
- [12] Steffen Rendle, Christoph Freudenthaler, Zeno Gantner, and Lars Schmidt-Thieme. BPR: Bayesian Personalized Ranking from Implicit Feedback. In *Proceedings of the Twenty-Fifth Conference on Uncertainty in Artificial Intelligence*, pages 452–461. AUAI Press, 2009. ISBN 978-0-9749039-5-8. doi: 10.1145/1772690.1772773.
- [13] Francesco Ricci, Lior Rokach, and Bracha Shapira. *Recommender Systems Handbook*. Springer Science+Business Media New York, New York, 2 edition, 2015. ISBN 9780387858197. doi: 10.1007/978-0-387-85820-3.
- [14] Bo Song, Xin Yang, Yi Cao, and Congfu Xu. Neural Collaborative Ranking. In *Proceedings of the 27th ACM International Conference on Information and Knowledge Management - CIKM '18*, pages 1353–1362, New York, New York, USA, 2018. ACM Press. ISBN 9781450360142. doi: 10.1145/3269206.3271715.
- [15] Andrew Trask, Felix Hill, Scott Reed, Jack Rae, Chris Dyer, and Phil Blunsom. Neural Arithmetic Logic Units. In *Advances in Neural Information Processing Systems*, pages 8035–8044, 2018.
- [16] Hao Wang, Naiyan Wang, and Dit-Yan Yeung. Collaborative Deep Learning for Recommender Systems. In *Proceedings of the 21th ACM SIGKDD International Conference on Knowledge Discovery and Data Mining*, pages 1235–1244. ACM, 2015. ISBN 9781450336642.
- [17] Shuai Zhang, Lina Yao, Aixin Sun, and Y I Tay. Deep Learning based Recommender System: A Survey and New Perspectives. *ACM Computing Surveys*, 1(1):1–35, 2018. URL <https://arxiv.org/abs/1707.07435>.