

Cooling of Dark-Matter Admixed Neutron Stars with density-dependent Equation of State

Sajad A. Bhat ¹ and Avik Paul ²

*Astroparticle Physics and Cosmology Division,
Saha Institute of Nuclear Physics, HBNI
1/AF Bidhannagar, Kolkata 700064, India*

Abstract

We propose a dark-matter (DM) admixed density-dependent equation of state where the fermionic DM interacts with the nucleons via Higgs portal. Presence of DM can hardly influence the particle distribution inside neutron star (NS) but can significantly affect the structure as well as equation of state (EOS) of NS. Introduction of DM inside NS softens the equation of state. We explored the effect of variation of DM mass and DM Fermi momentum on the NS EOS. Moreover, DM-Higgs coupling is constrained using dark matter direct detection experiments. Then, we studied cooling of normal NSs using APR and DD2 EOSs and DM admixed NSs using dark-matter modified DD2 with varying DM mass and Fermi momentum. We have done our analysis by considering different NS masses. Also DM mass and DM Fermi momentum are varied for fixed NS mass and DM-Higgs coupling. We calculated the variations of luminosity and temperature of NS with time for all EOSs considered in our work and then compared our calculations with the observed astronomical cooling data of pulsars namely Cas A, RX J0822-43, 1E 1207-52, RX J0002+62, XMMU J17328, PSR B1706-44, Vela, PSR B2334+61, PSR B0656+14, Geminga, PSR B1055-52 and RX J0720.4-3125. It is found that APR EOS agrees well with the pulsar data for lighter and medium mass NSs but cooling is very fast for heavier NS. For DM admixed DD2 EOS, it is found that for all considered NS masses, all chosen DM masses and Fermi momenta agree well with the observational data of PSR B0656+14, Geminga, Vela, PSR B1706-44 and PSR B2334+61. Cooling becomes faster as compared to normal NSs in case of increasing DM mass and Fermi momenta. It is inferred from the calculations that if low mass super cold NSs are observed in future that may support the fact that heavier WIMP can be present inside neutron stars.

¹email: sajad.bhat@saha.ac.in

²email: avik.paul@saha.ac.in

1 Introduction

Neutron stars are excellent celestial laboratories for investigating the supradense nuclear matter which is otherwise inaccessible to terrestrial laboratories. The density inside neutron stars is several times the saturated nuclear density, hence exotic particles like hyperons [1, 2], pion or kaon condensate [3, 4] and quarks [5] are believed to be present inside the core. Dark matter (DM) particles may also be captured and accumulated inside neutron stars [6]- [8]. Exotic particles soften the equation of state (EOS) and reduce the tidal deformability of the neutron star [9]. Exact nature of the matter is a challenging task and yet to be known. Any model suggested should not only describe the superdense matter but also reproduce the properties of matter observed at saturation densities [10, 11]. Recently, the unprecedented joint detection of neutron star merger GW170817 by Advanced LIGO and Virgo observatories has put stronger constraints on the equation of state by constraining tidal deformability of NSs [12, 13]. Using Shapiro delay measurements, a very massive neutron star has been found in the form of PSR J0740+6620 with mass $2.17_{-0.10}^{+0.11}$ [14]. This can put stringent constraint on the equation of state.

Nowadays there are various cosmological and astrophysical indications for the existence of dark matter in the Universe like rotation curves of spiral galaxies, large-scale structures of the Universe, anisotropies of cosmic microwave background radiation (CMBR), gravitational lensing etc. The detection of dark matter is attempted following three different ways i.e. direct detection, indirect detection and collider searches (LHC). However, till now no experimental signature of dark matter has been discovered. Direct detection experiments put upper bounds on the dark matter-nucleon elastic scattering cross-sections for different DM masses. In the literature, many theoretical particle dark matter models are proposed to indirectly detect the dark matter and to explain the existence of few unsolved phenomenological evidences such as gamma ray excesses observed by Fermi-LAT gamma ray telescope [15, 16], positron excesses measured by PAMELA [17], AMS-02 [18], DAMPE [19] experiments etc. Till now many particle candidates of dark matter are proposed like Weakly Interacting Massive Particles (WIMPs) [20]-[24], Axions [25, 26], Feebly Interacting Massive Particles (FIMPs) [27, 28], Fuzzy dark matter [29, 30], neutralino [20], Kaluza Klein dark matter [31] etc. In this work our proposed particle candidate of dark matter is WIMP. In the early Universe, WIMPs are produced thermally and initially they are at thermal equilibrium but when the temperature drops below the WIMPs mass they are decoupled at a particular temperature ($\sim \frac{M_\chi}{20}$) called freeze-out temperature. After decoupling, WIMP would possibly be a relic particle and may constitute a particle candidate of cold dark matter (CDM). WIMPs can cluster with stars gravitationally and also form a background density in the universe.

Several studies have indicated that neutron stars being highly compact objects can capture more dark matter particles during the formation stage in the supernova explosion as compared

to the non-compact objects [32]. Recently, it is shown that the admixture of DM inside NSs softens the equation of state and hence tidal deformability is reduced [7]. It has been proven in [33] that the DM capture could be highly improved if it happens in binary pulsars. Since the DM present inside DM admixed NSs can possibly change the global properties of neutron stars, this opens another indirect window to study DM apart from the other numerous ways. The structures of DM admixed NSs have been studied recently. It is shown that mass and radius of NSs can be remarkably affected by mirror DM [34]. It has been shown that fermionic DM could soften the equation of state and hence reduce the maximum mass supported by the NS [7]. This effect is sensitive to the mass of DM particle and the self-interaction within the dark matter. Since the normal matter and DM are believed to interact gravitationally, presence of DM can hardly influence the particle distribution inside NS but can significantly affect the structure as well as EOS of NS.

Cooling of neutron stars have been well studied by several authors [35]-[39]. Some study has been done on the effect of DM on cooling of NSs [40]-[42]. It has been found that the heating due to dark matter annihilation can affect the temperature of the stars older than 10^7 years and consequently flattening out the temperature at 10^4 K for the neutron stars [41]. Moreover, recently it has been found that slowdown in the pulsar rotation can drive the NS matter out of beta equilibrium and the resultant imbalance in chemical potentials can induce late-time heating, named as rotochemical heating which can heat a NS up to 10^6 K for $t = 10^6 - 10^7$ years [42]. In Ref. [40], the authors have studied the cooling of DM admixed NS with dark matter mass ranging from 0.1 GeV to 1.3 GeV. In the present work, we have considered low as well as high dark matter masses (upto 500 GeV) and also varied the dark matter Fermi momenta for the cooling calculations. For these calculations, we have considered dark-matter modified density-dependent (DD2) EOS [43, 44] and the results are compared with the observational data. Also, our work is different from the above mentioned works [41, 42] because we don't consider heating due to WIMP annihilation owing to the very small annihilation cross-section. We consider indirect effect on cooling of NS stars due to change in the neutron star structure in presence of dark matter. With the introduction of dark matter, cooling properties can change significantly as compared to the normal NSs mainly because of changes in neutrino emissivity, neutrino luminosity and heat capacity. For given mass, neutron emissivity will be different due to significant change in stellar structures and consequently, neutrino luminosity will also be different. Heat capacity related to EOS will be different for normal NSs and DM admixed NSs because of softening of the EOS in case of the latter. Thus, normal NSs can be distinguished from DM admixed NSs using astronomical observation data related to surface temperature and age of pulsars. We have considered the complete set of cooling data of both young and cool and old and warm neutron stars namely Cas A, RX J0822-43, 1E 1207-52, RX J0002+62, XMMU

J17328, PSR B1706-44, Vela, PSR B2334+61, PSR B0656+14, Geminga, PSR B1055-52 and RX J0720.4-3125. We adopted the temperature data sets of the above mentioned pulsars from the Refs. [45] - [48] and the luminosity data from the Ref. [49] (Table 1 and 3). As representatives for late time-cooling, a group of above mentioned three NSs (PSR B0656+14, Geminga and PSR B1055-52) is chosen forming a class of nearby objects that allows spectral fits to their X-ray emission ([50]- [53] and references therein). We studied NS cooling of both normal NSs using DD2 EOS [43, 44] and Akmal-Pandharipande-Ravenhall (APR) EOS [54] and DM admixed NSs using DD2 EOS modified with DM sector. It is important to mention here that although DD2 is marginally allowed by the tidal deformability constraint obtained from the analysis of GW170817 with Phenom PNRT model [55], DM admixed DD2 will be softened and might be considerably allowed by the GW170817 constraints. Earlier DM admixed NSs are studied by some groups [6]- [8] where they adopted σ - ω - ρ model but our approach differs from theirs in the sense that meson-nucleon couplings are density-dependent in our model which gives rise to an extra term called rearrangement term [44, 56] in the nucleon chemical potential.

This paper is organised as follows. In section 2, we describe baryonic EOS model and DM admixed baryonic EOS model. We constrain dark matter-Higgs coupling parameter from the direct detection experiments as discussed in section 3. In section 4, we discuss the cooling mechanism of neutron star. Furthermore, the results and calculations are presented in section 5. Finally, we conclude our work in section 6.

2 Equation of State Model

In this section, we utilize density-dependent relativistic hadron field theory for describing strongly interacting superdense nuclear matter inside neutron stars. Nucleon-nucleon strong interaction is mediated by the exchanges of scalar σ meson, responsible for strong attractive force, vector ω , responsible for strong repulsive force and ρ meson, responsible for symmetry energy. The Lagrangian density [43, 44] is given by

$$\begin{aligned}
\mathcal{L}_B = & \sum_B \bar{\psi}_B (i\gamma_\mu \partial^\mu - m_B + g_{\sigma B} \sigma - g_{\omega B} \gamma_\mu \omega^\mu \\
& - g_{\rho B} \gamma_\mu \boldsymbol{\tau}_B \cdot \boldsymbol{\rho}^\mu) \psi_B \\
& + \frac{1}{2} (\partial_\mu \sigma \partial^\mu \sigma - m_\sigma^2 \sigma^2) - \frac{1}{4} \omega_{\mu\nu} \omega^{\mu\nu} \\
& + \frac{1}{2} m_\omega^2 \omega_\mu \omega^\mu \\
& - \frac{1}{4} \boldsymbol{\rho}_{\mu\nu} \cdot \boldsymbol{\rho}^{\mu\nu} + \frac{1}{2} m_\rho^2 \boldsymbol{\rho}_\mu \cdot \boldsymbol{\rho}^\mu,
\end{aligned} \tag{1}$$

where ψ_B denotes the nucleon fields, τ_B is the isospin operator and g_s represent the density-dependent meson-baryon couplings. These couplings are determined by following the prescription adopted by Typel et al. [44, 57]. The functional dependence of the couplings on density was introduced for the first time in [58] as described here

$$g_{\alpha B}(\rho_b) = g_{\alpha B}(\rho_0)f_{\alpha}(x), \quad (2)$$

where ρ_b is the total baryon density, $x = \rho_b/\rho_0$ and $f(x) = a_{\alpha} \frac{1+b_{\alpha}(x+d_{\alpha})}{1+c_{\alpha}(x+d_{\alpha})}$ for $\alpha = \omega, \sigma$. In order to reduce parameters, the functions are constrained as $f_{\sigma}(1) = f_{\omega}(1) = 1$, $f'_{\sigma}(0) = f'_{\omega}(0) = 0$, $f''_{\sigma}(1) = f''_{\omega}(1)$. Exponential density dependence i.e. $f(x) = \exp[-a_{\alpha}(x-1)]$ [58] is considered for the isovector meson ρ_{μ} because $g_{\rho B}$ decreases at higher densities. Finite nuclear properties are fitted to determine the saturation density, the mass of σ meson, the couplings $g_{\alpha B}(\rho_0)$ and the coefficients a_{α} , b_{α} , c_{α} and d_{α} [44, 57]. The fit provides the saturation density $\rho_0 = 0.149065 fm^{-3}$, binding energy per nucleon as -16.02 MeV and compressibility factor $K = 242.7$ MeV. The nucleon mass M_n is considered to be 939 MeV through out our work.

Leptons are treated as non-interacting particles and described by the free Lagrangian density

$$\mathcal{L}_l = \sum_l \bar{\psi}_l (i\gamma_{\mu}\partial^{\mu} - m_l) \psi_l, \quad (3)$$

where $l = e^{-}, \mu^{-}$ and $m_l = m_e, m_{\mu}$. The energy and pressure due to leptons will be explicitly mentioned in Section 2.1.

meson α	m_{α} in MeV	$g_{\alpha B}(\rho_0)$	a_{α}	b_{α}	c_{α}	d_{α}
ω	783.0	13.342362	1.369718	0.496475	0.817753	0.638452
σ	546.212459	10.686681	1.357630	0.634442	1.005358	0.575810
ρ	763.0	3.626940	0.518903			

Table 1: Meson masses and parameters of meson-nucleon couplings in DD2 EOS.

2.1 Effect of Dark Matter on Equation of State

A uniformly distributed fermionic dark matter (WIMP) is considered inside neutron star. Dark matter interacts with Higgs field h with coupling strength y . DM-Higgs coupling y is explicitly discussed in Section 3. Three different WIMP masses ($M_{\chi} = 50$ GeV, 200 GeV, 500 GeV) are considered in our calculations. Higgs field h interacts with the nucleons via effective Yukawa coupling fM_n/v , where f denotes the nucleon-Higgs form factor and is estimated to be approximately 0.3 [59] and $v = 246.22$ GeV denotes Higgs vacuum expectation value (VEV). In the

Higgs potential, terms higher than quadratic are dropped because they are negligible in the mean field approximation (MFA). Hence the dark sector and its interaction with nucleons and Higgs field is described by the Lagrangian density

$$\mathcal{L}_{DM} = \bar{\chi}(i\gamma_\mu\partial^\mu - M_\chi + yh)\chi + \frac{1}{2}\partial_\mu h\partial^\mu h - \frac{1}{2}M_h^2 h^2 + f\frac{M_n}{v}\bar{\psi}h\psi. \quad (4)$$

Here we consider the assumption that the average dark matter number density inside neutron star is 10^3 times smaller than saturated nuclear matter number density [6, 60] and the Fermi momentum of dark matter is constant [6] through out the neutron star. With these assumptions, the fractional mass of dark matter inside neutron star for $M_\chi = 200$ GeV can be expressed as

$$\frac{M_\chi}{M_{NS}} \approx \frac{1}{6}.$$

Given $\rho_0 = 0.149065 fm^{-3}$, dark matter number density is $\rho_{DM} \sim 10^{-3}\rho_0 \sim 0.15 \times 10^{-3} fm^{-3}$. Number density of dark matter is related to Fermi momentum via $\rho_{DM} = \frac{(k_F^{DM})^3}{3\pi^2}$ which gives $k_F^{DM} \sim 0.033$ GeV. We vary k_F^{DM} in our calculations from 0.01 GeV to 0.06 GeV and dark matter densities ρ_{DM} will also vary accordingly. Equations of motion for nucleon doublet

$$\psi = \begin{bmatrix} \psi_p \\ \psi_n \end{bmatrix},$$

scalar meson (σ), vector meson (ω^μ) and isovector meson (ρ^μ), DM particle (χ) and Higgs boson h can be derived from Eq. (1) and Eq. (4) as

$$\begin{aligned} [\gamma^\mu(i\partial_\mu - \Sigma_B) - (M_n - g_{\sigma B}\sigma - \frac{fM_n}{v}h)]\psi_B &= 0, \\ \partial_\mu\partial^\mu\sigma + m_\sigma^2\sigma &= g_{\sigma B}\bar{\psi}_B\psi_B, \\ \partial_\mu\omega^{\mu\nu} + m_\omega^2\omega^\nu &= g_{\omega B}\bar{\psi}_B\gamma^\nu\psi_B, \\ \partial_\mu\rho^{\mu\nu} + m_\rho^2\rho^\nu &= g_{\rho B}\bar{\psi}_B\gamma^\nu\boldsymbol{\tau}_B\psi_B, \\ (i\gamma_\mu\partial^\mu - M_\chi + yh)\chi &= 0, \\ \partial_\mu h\partial^\mu h + M_h^2 h^2 &= y\bar{\chi}\chi + f\frac{M_n}{v}\bar{\psi}_B\psi_B, \end{aligned} \quad (5)$$

where masses of DM particle and Higgs particle are denoted by M_χ and $M_h = 125.09$ GeV respectively. $\Sigma_B = \Sigma_B^0 + \Sigma_B^r$ is the vector self energy in which the first term consists of the usual non-vanishing components of vector mesons i.e. $\Sigma_B^0 = g_{\omega B}\omega_0 - g_{\rho B}\tau_{3B}\rho_0\mathbf{3}$ and the second term is the rearrangement term i.e. $\Sigma_B^r = \sum_B[-g'_{\sigma B}\sigma\rho_B^s + g'_{\omega B}\omega_0\rho_B + g'_{\rho B}\tau_{3B}\rho_0\mathbf{3}\rho_B]$ which appears because of density-dependence of meson-nucleon couplings [56]. Here $g'_{\alpha B} = \frac{\partial g_{\alpha B}}{\partial \rho_B}$ where $\alpha = \sigma$,

ω , ρ and τ_{3B} is the isospin projection of $B = n, p$. Due to density dependence of nucleon-meson couplings, chemical potential of the nucleons takes the form

$$\mu_B = \sqrt{k_B^2 + M_n^{*2}} + \Sigma_B^0 + \Sigma_B^r.$$

In the mean-field approximation (MFA), fields are replaced by their expectation values and above equations are simplified as

$$\begin{aligned}\sigma &= \frac{1}{m_\sigma^2} (g_{\sigma B} \langle \bar{\psi}_B \psi_B \rangle), \\ \omega_0 &= \frac{g_{\omega B}}{m_\omega^2} \langle \psi_B^\dagger \psi_B \rangle = \frac{g_{\omega B}}{m_\omega^2} (\rho_p + \rho_n), \\ h_0 &= \frac{y \langle \bar{\chi} \chi \rangle + f \frac{M_n}{v} \langle \bar{\psi}_B \psi_B \rangle}{M_h^2}, \\ \rho_{03} &= \frac{g_{\rho B}}{m_\rho^2} \langle \psi_B^\dagger \tau_{3B} \psi_B \rangle = \frac{g_{\rho B}}{m_\rho^2} (\rho_p - \rho_n), \\ (i\gamma^\mu \partial_\mu - \Sigma_B - M_n^*) \psi_B &= 0, \\ (i\gamma^\mu \partial_\mu - M_\chi^*) \chi &= 0.\end{aligned}\tag{6}$$

The effective masses of nucleons and dark matter are respectively given as

$$\begin{aligned}M_n^* &= M_n - g_{\sigma B} \sigma - \frac{f M_n}{v} h_0, \\ M_\chi^* &= M_\chi - y h_0.\end{aligned}\tag{7}$$

The baryon density (ρ), scalar density (ρ_s) and dark matter density (ρ_s^{DM}) are

$$\begin{aligned}\rho = \langle \psi^\dagger \psi \rangle &= \frac{\gamma}{(2\pi)^3} \int_0^{k_F} d^3 k, \\ \rho_s = \langle \bar{\psi} \psi \rangle &= \frac{\gamma}{(2\pi)^3} \int_0^{k_F} \frac{M_n^*}{\sqrt{k^2 + M_n^{*2}}} d^3 k, \\ \rho_s^{DM} = \langle \bar{\chi} \chi \rangle &= \frac{\gamma}{(2\pi)^3} \int_0^{k_F^{DM}} \frac{M_\chi^*}{\sqrt{k^2 + M_\chi^{*2}}} d^3 k,\end{aligned}\tag{8}$$

where k_F and k_F^{DM} are the Fermi momenta for nucleonic matter and dark matter respectively and $\gamma = 2$ is the spin degeneracy factor of nucleons. The masses of mesons and meson-nucleon couplings at saturation density ρ_0 are given in Table 1 [44, 57]. In order to get the density dependent profile for M_n^* and M_χ^* , Eqs. (6) and (8) should be solved self consistently. The energy and pressure i.e. EOS are provided by expectation values of energy-momentum tensor in the static case as $\epsilon = \langle T^{00} \rangle$ and $P = \frac{1}{3} \langle T^{ii} \rangle$.

The total energy density and pressure for the combined Lagrangian $\mathcal{L}_B + \mathcal{L}_{DM}$ are obtained as

$$\begin{aligned} \epsilon = & g_{\omega B}\omega_0(\rho_p + \rho_n) + g_{\rho B}\rho_{03}(\rho_p - \rho_n) + \frac{1}{\pi^2} \int_0^{k_F^p} dk k^2 \sqrt{k^2 + M_n^{*2}} \\ & + \frac{1}{\pi^2} \int_0^{k_F^n} dk k^2 \sqrt{k^2 + M_n^{*2}} + \frac{1}{\pi^2} \int_0^{k_F^{DM}} dk k^2 \sqrt{k^2 + M_\chi^{*2}} \\ & + \frac{1}{2}m_\sigma^2\sigma^2 - \frac{1}{2}m_\omega^2\omega_0^2 - \frac{1}{2}m_\rho^2\rho_{03}^2 + \frac{1}{2}M_h^2h_0^2, \end{aligned} \quad (9)$$

$$\begin{aligned} P = & \frac{1}{3\pi^2} \int_0^{k_F^p} dk \frac{k^4}{\sqrt{k^2 + M_n^{*2}}} + \frac{1}{3\pi^2} \int_0^{k_F^n} dk \frac{k^4}{\sqrt{k^2 + M_n^{*2}}} \\ & + \frac{1}{3\pi^2} \int_0^{k_F^{DM}} dk \frac{k^4}{\sqrt{k^2 + M_\chi^{*2}}} \\ & - \frac{1}{2}m_\sigma^2\sigma^2 + \frac{1}{2}m_\omega^2\omega_0^2 + \frac{1}{2}m_\rho^2\rho_{03}^2 - \frac{1}{2}M_h^2h_0^2, \end{aligned} \quad (10)$$

where ρ_n and ρ_p are the neutron and proton number densities and k_F^n and k_F^p are the corresponding Fermi momenta of neutron and proton, respectively. The nuclear matter inside the neutron star will be charge neutral and β -equilibrated. The conditions of charge neutrality and β -equilibrium are given as

$$\rho_p = \rho_e + \rho_\mu, \quad (11)$$

and

$$\begin{aligned} \mu_n &= \mu_p + \mu_e, \\ \mu_e &= \mu_\mu, \end{aligned} \quad (12)$$

respectively. Here, the chemical potentials μ_e and μ_μ are given as

$$\begin{aligned} \mu_e &= \sqrt{k_e^2 + m_e^2}, \\ \mu_\mu &= \sqrt{k_\mu^2 + m_\mu^2}, \end{aligned} \quad (13)$$

whereas the nucleon chemical potentials contain the rearrangement term also because of density-dependence of couplings as mentioned earlier. The particle fractions of neutron, proton, electron and muon will be determined by the self consistent solution of Eqs. (11) and (12) for a given baryon density. The energy density and pressure due to the non-interacting leptons are given as

$$\epsilon_l = \frac{1}{\pi^2} \sum_l \int_0^{k_F^l} dk k^2 \sqrt{k^2 + m_l^2}, \quad (14)$$

$$P_l = \frac{1}{3\pi^2} \sum_l \int_0^{k_F^l} dk \frac{k^4}{\sqrt{k^2 + m_l^2}}. \quad (15)$$

So the total energy density and pressure of the charge neutral β -equilibrated neutron star matter are

$$\epsilon_{NM} = \epsilon_l + \epsilon, \quad (16)$$

$$P_{NM} = P_l + P. \quad (17)$$

For all the EOSs considered in our work, we solve numerically Tolman-Oppenheimer-Volkoff (TOV) [61] equations of hydrostatic equilibrium to generate the mass-radius and pressure-radius profiles as shown in Figures 2-3. In Figure 1, we present EOSs for different DM masses and Fermi momenta along with APR and DD2 EOSs. It is important to mention that all of these EOSs satisfy the causality condition i.e. $c_s^2 < 1$. It is evident that for a fixed DM-Higgs coupling y and fixed DM mass, EOS becomes softer for higher values of DM Fermi momentum and is softest for $k_F^{DM} = 0.06$ GeV for lower to moderate values of density and APR is stiffest for higher values of density. Moreover, it is inferred from the comparison of three panels of Figure 1 that for fixed values of y and k_F^{DM} , higher values of DM masses leads to softer EOS. It is important to mention here that for the higher DM mass $M_\chi = 500\text{GeV}$, the EOS corresponding to $k_F^{DM} = 0.06$ GeV becomes softest among all the cases of DM masses. This sudden softening of EOS for $k_F^{DM} = 0.06$ GeV at $M_\chi = 500\text{GeV}$ might be due to dominance of dark matter over baryonic matter at such extreme parameters of DM. Nevertheless all the neutron star configurations for the dark matter densities considered in this work are stable and will not undergo black hole formation [60]. In Figure 2, mass-radius profile is plotted for NS masses $1M_\odot$, $1.4M_\odot$ and $2M_\odot$. These plots can be explained the same way as in case of Figure 1. Here also mass-radius profile for $k_F^{DM} = 0.06$ GeV at $M_\chi = 500\text{GeV}$ follows a trend contrary to other combinations of k_F^{DM} and M_χ . In this case the majority of mass contribution is from DM and hence leading to smaller radius than other cases due to enhanced gravitational contraction. Figure 3 shows the pressure-radius profile for different NS masses where it is evident that for fixed DM mass and NS mass, higher values of k_F^{DM} leads to lower pressure except for the case of $M_\chi = 500$ GeV and $M_{NS} = 2M_\odot$ where $k_F^{DM} = 0.06$ GeV leads to higher pressure in the inner region of the star. This is because the star becomes more centrally condensed at very high DM mass.

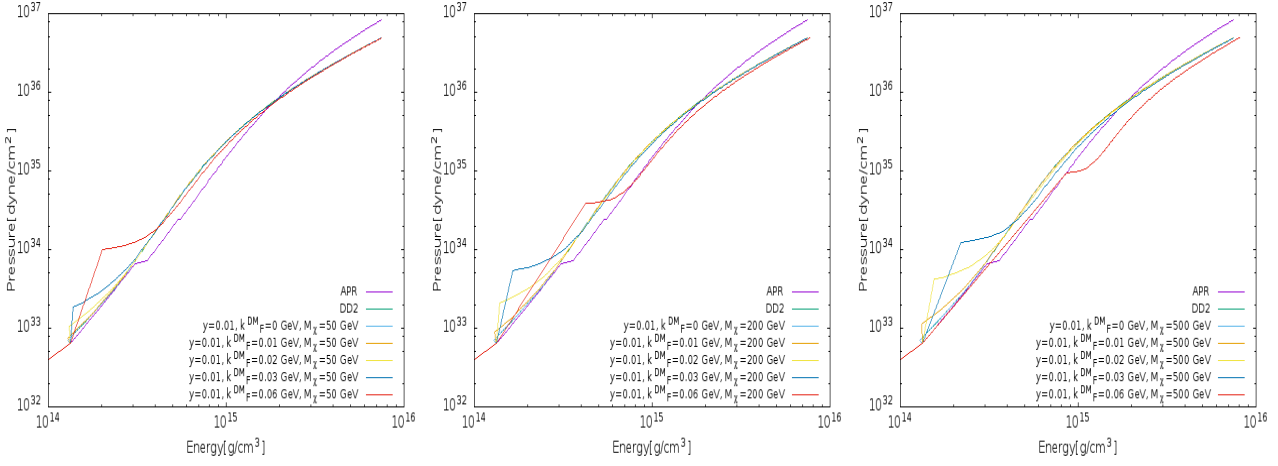


Figure 1: Pressure vs energy plots for $M_\chi = 50$ GeV (Left panel), $M_\chi = 200$ GeV (middle panel), $M_\chi = 500$ GeV (right panel) with varying DM Fermi momenta in each panel.

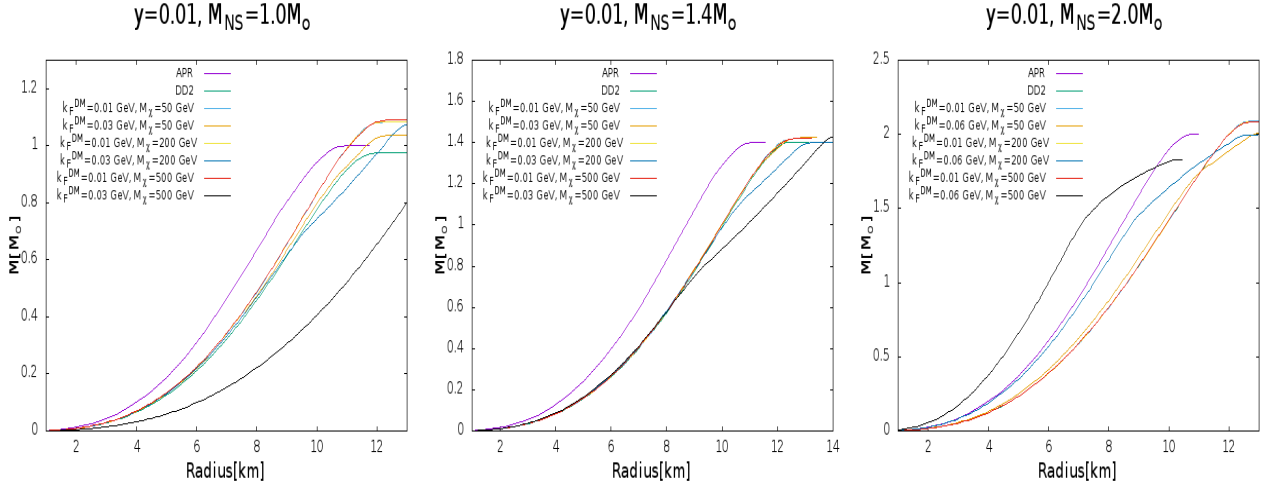


Figure 2: Enclosed mass vs radius plots for $M_{\text{NS}} = 1.0 M_\odot$ (Left panel), $M_{\text{NS}} = 1.4 M_\odot$ (middle panel), $M_{\text{NS}} = 2.0 M_\odot$ (right panel) with varying DM mass and Fermi momentum in each panel.

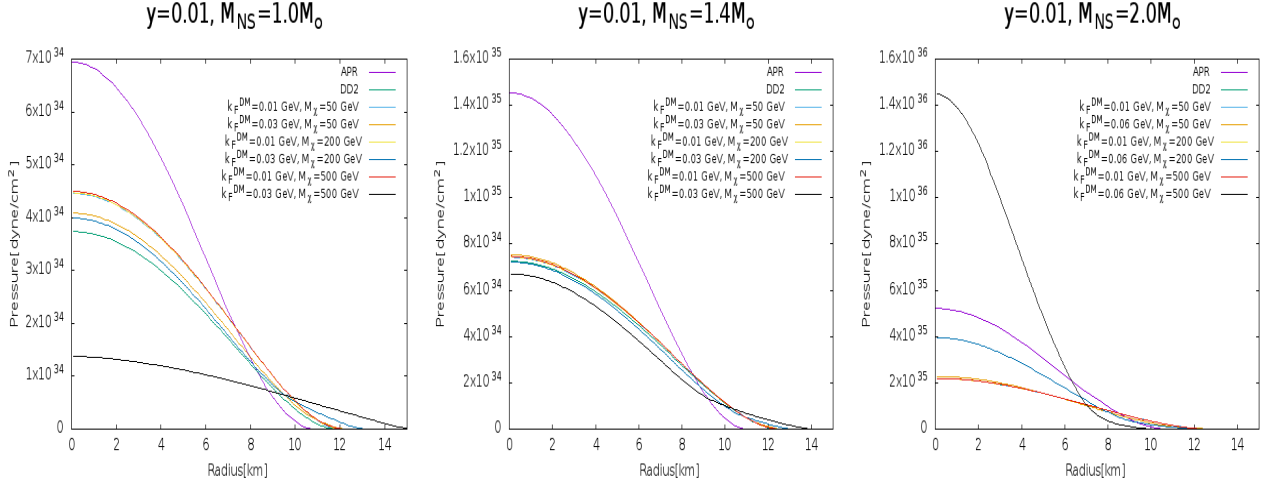


Figure 3: Pressure vs radius plots for $M_{NS} = 1.0M_{\odot}$ (Left panel), $M_{NS} = 1.4M_{\odot}$ (middle panel), $M_{NS} = 2.0M_{\odot}$ (right panel) with varying DM mass and Fermi momentum in each panel.

3 Direct Detection

Dark matter direct detection experiments do not show any signatures of collision events as of now. These experiments give an upper bound on the elastic scattering cross-section as a function of dark matter mass. In the present scenario, fermionic dark matter (WIMP) can undergo an elastic collision with the detector nucleus (quark level) by the Higgs exchange. Therefore, the effective Lagrangian contains the scalar operator $\bar{\chi}\chi\bar{q}q$ and can be written as

$$\mathcal{L}_{\text{eff}} = \alpha_q \bar{\chi}\chi\bar{q}q, \quad (18)$$

where q represent the valence quarks and $\alpha_q = yf\left(\frac{m_q}{v}\right)\left(\frac{1}{m_h^2}\right)$. This scalar operator contributes to the spin independent (SI) scattering cross-section for the fermionic dark matter candidate and can be expression as

$$(\sigma_{\text{SI}}) = \frac{y^2 f^2 M_n^2}{4\pi} \frac{m_r^2}{v^2 M_h^4}. \quad (19)$$

In Eq. (19), $m_r = \frac{M_n M_\chi}{M_n + M_\chi}$ is the reduced mass. We calculate the SI scattering cross-section using Eq. (19) and then constrain the parameter “ y ” using the direct detection experiments in such a way that calculated scattering cross-section for different dark matter masses are below the experimental bounds. In the present scenario, we use XENON-1T [62], PandaX-II [63], LUX [64] and DarkSide-50 [65] experimental bounds for constraining the parameter “ y ”. We checked that by varying the value of the parameter “ y ” in the cooling calculations, no significant differences are

found and hence, we accordingly fixed “ y ” to be 0.01 and calculate the corresponding scattering cross-section for three chosen DM masses as tabulated in Table 2.

m_χ in GeV	y	σ_{SI} cm^2
50	0.01	1.4115×10^{-47}
200	0.01	1.4514×10^{-47}
500	0.01	1.4596×10^{-47}

Table 2: Calculated values of spin independent DM-nucleon scattering cross-section for three chosen DM masses at fixed DM-Higgs coupling y .

4 Cooling Mechanism of Neutron Stars

It is well known that the surface temperature of the neutron star decreases with time which is the direct indication of cooling. In order to calculate the thermal evolution of the neutron star, one needs to solve the the energy balance equation for the neutron star which can be expressed as [66]

$$\frac{dE_{\text{th}}}{dt} = C_v \frac{dT}{dt} = -L_\nu(T) - L_\gamma(T_e) + H(T) \quad (20)$$

where E_{th} represents the thermal energy content of the star, T and T_e are the internal and effective temperatures of the star, respectively, C_v is the heat capacity of the core and H is the source term which includes different “heating mechanisms” important in the later stage of neutron star evolution. In Eq. (20), L_ν and L_γ denote the neutrino and photon luminosities, respectively. $H(T)$ is considered here to zero. The photon luminosity is calculated using the Stefan-Boltzmann law [67] as

$$L_\gamma = S T^{2+4\alpha} = 4\pi \sigma R^2 T_e^4 . \quad (21)$$

This relation is obtained using $T_e \propto T^{0.5+\alpha}$ ($\alpha \ll 1$), where R is the radius of the star and σ denotes the Stefan-Boltzmann constant. NSCool code [68] is utilised in the present work for calculating the neutrino and photon luminosities. Several neutrino emitting processes contribute in the cooling of neutron stars [53, 66, 69]. Direct Urca processes and modified Urca processes are the two main neutrino emitting processes for the cooling. The direct Urca processes are

$$n \rightarrow p + e^- + \bar{\nu}_e, p + e^- \rightarrow n + \nu_e.$$

These are possible in neutron stars only if the proton fraction crosses a critical threshold. The two processes are fast and the luminosity varies with the temperature as $L_\nu^{\text{fast}} \propto T_9^6$. Modified

Urca process will become more dominant provided the proton fraction is below the threshold. The modified processes are

$n+n \rightarrow n+p+e^{-}+\bar{\nu}_e$, $n+p+e^{-} \rightarrow n+n+\nu_e$, $p+n \rightarrow p+p+e^{-}+\bar{\nu}_e$ and $p+p+e^{-} \rightarrow p+n+\nu_e$. These are slow processes and luminosity varies with the temperature as $L_{\nu}^{slow} \propto T_9^8$. Cooper pairing of nucleons are the other set of neutrino emitting processes as

$$n+n \rightarrow [nn] + \nu + \bar{\nu}, p+p \rightarrow [pp] + \nu + \bar{\nu}.$$

These are medium processes where luminosity varies with temperature as $L_{\nu}^{medium} \propto T_9^7$. There are several other neutrino emitting processes involved in the cooling as follows

$$\begin{aligned} e^{-} + e^{+} &\rightarrow \nu + \bar{\nu} \text{ (electron-positron pair annihilation),} \\ e^{-} &\rightarrow e^{-} + \nu + \bar{\nu} \text{ (electron synchrotron),} \\ \gamma + e^{-} &\rightarrow e^{-} + \nu + \bar{\nu} \text{ (photoneutrino emission),} \\ e^{-} + Z &\rightarrow e^{-} + Z + \nu + \bar{\nu} \text{ (electron-nucleus bremsstrahlung),} \\ n + n &\rightarrow n + n + \nu + \bar{\nu} \text{ (neutron-neutron bremsstrahlung) and} \\ n + p &\rightarrow n + p + \nu + \bar{\nu} \text{ (neutron-nucleus bremsstrahlung).} \end{aligned}$$

5 Calculations and Results

We utilised NSCool Numerical code [68] for studying cooling of NSs adopting different EOSs like APR, DD2 and DM admixed DD2. We considered different neutron star masses namely $1.0 M_{\odot}$, $1.4 M_{\odot}$ and $2.0 M_{\odot}$ for the calculations. In case of DM admixed DD2, we explored the effect of variation of DM mass (50 GeV, 200 GeV and 500 GeV) and DM Fermi momentum k_F^{DM} (0 GeV, 0.01 GeV, 0.02 GeV, 0.03 GeV and 0.06 GeV) on the cooling of NSs. It is important to mention here that $k_F^{DM} = 0$ GeV means dark matter density is zero but effective mass of nucleons will be effected due to non-zero Higgs-nucleon Yukawa coupling (Eq. (4)). For demonstrating DM-effect on neutron star cooling we plot the variations of luminosity with time (Figures 4-6) and effective temperature with time (Figures 7-9). As seen in all the plots (Figures 4-14), shortly after birth, NS cooling becomes dominated by neutrino emitting processes as mentioned earlier. When the internal temperature has sufficiently dropped in nearly about $10^4 - 10^5$ year then the cooling is dominated by photon emission from the NSs surface. In Figures 4-6, luminosity vs time are plotted for different NS masses and for every NS mass different EOSs are considered. For lower NS masses, cooling with DD2 is fastest and with APR it is slowest. Moreover, for fixed DM mass, cooling is faster for higher values of DM Fermi momentum. But in heavier NSs, cooling with APR becomes fastest which might be due to appearance of direct Urca neutrino emitting channels and variation due to k_F^{DM} is the same as previously. The effect of k_F^{DM} on cooling of heavier NSs becomes more and more prominent at higher values of DM mass as is evident from

the right most panels of Figures 5 and 6. Figures 7-9 are effective temperature vs time profiles and these can be explained the same way as Figures 4-6. In Figures 10, 11 and 14 (left panel) for luminosity vs time, DM Fermi momentum is fixed and DM mass is varied for both heavier and lighter NSs. These figures clearly show that the cooling is faster for higher values of DM mass and in this case also cooling for heavier NSs is fastest with APR EOS. Figures 12-13 and 14 (right panel) are effective temperature vs time plots for lighter and heavier NSs where k_F^{DM} is fixed and DM mass is varied. These Figures can be explained the same way as Figures 10, 11 and 14 (left panel). In this case (Figures 10-13), effect on cooling due to varying DM masses becomes more evident for lower mass NSs except for the case of $k_F^{DM} = 0.06$ GeV where variation due to DM mass is prominent even for heavier mass NS (Figure 14) which is due to very high DM Fermi momentum. For all masses of DM admixed NSs, all chosen DM Fermi momenta are considerably consistent with cooling data of pulsars namely PSR B0656+14, Geminga, Vela, PSR B1706-44 and PSR B2334+61 as evident from the Figures 4-14. It is noted that Cas A barely agrees with the cooling curves corresponding to higher values of dark matter Fermi momenta and DM mass. These observed pulsars might contain dark matter (WIMP) with lower to moderate mass. Furthermore, as seen from left most panels of Figures 10-13, it is evident that if small mass and super cold NSs are found in future astronomical cooling observations we can say that heavier WIMPs may actually exist inside NSs.

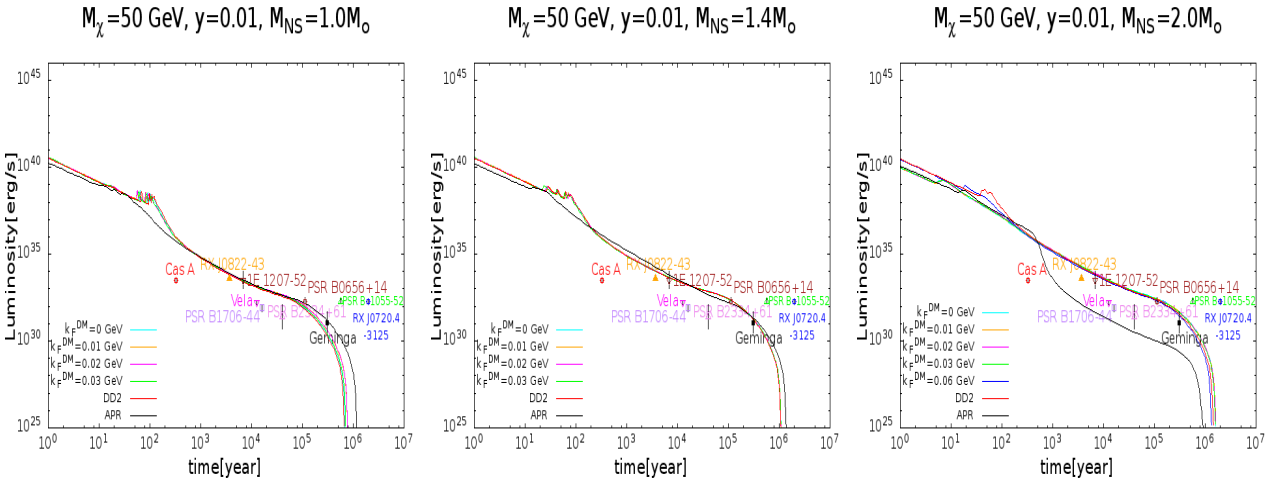


Figure 4: Variation of luminosity with time three differently chosen NS masses $M_{NS} = 1.0 M_{\odot}$ (Left panel), $M_{NS} = 1.4 M_{\odot}$ (middle panel), $M_{NS} = 2.0 M_{\odot}$ (right panel) with varying k_F^{DM} and fixed $M_{\chi} = 50$ GeV in each panel. The theoretical calculations are compared with the observational data of pulsars namely Cas A, RX J0822-43, 1E 1207-52, PSR B1706-44, Vela, PSR B2334+61, PSR B0656+14, Geminga, PSR B1055-52 and RX J0720.4-3125 shown by dots with error bars from left to right.

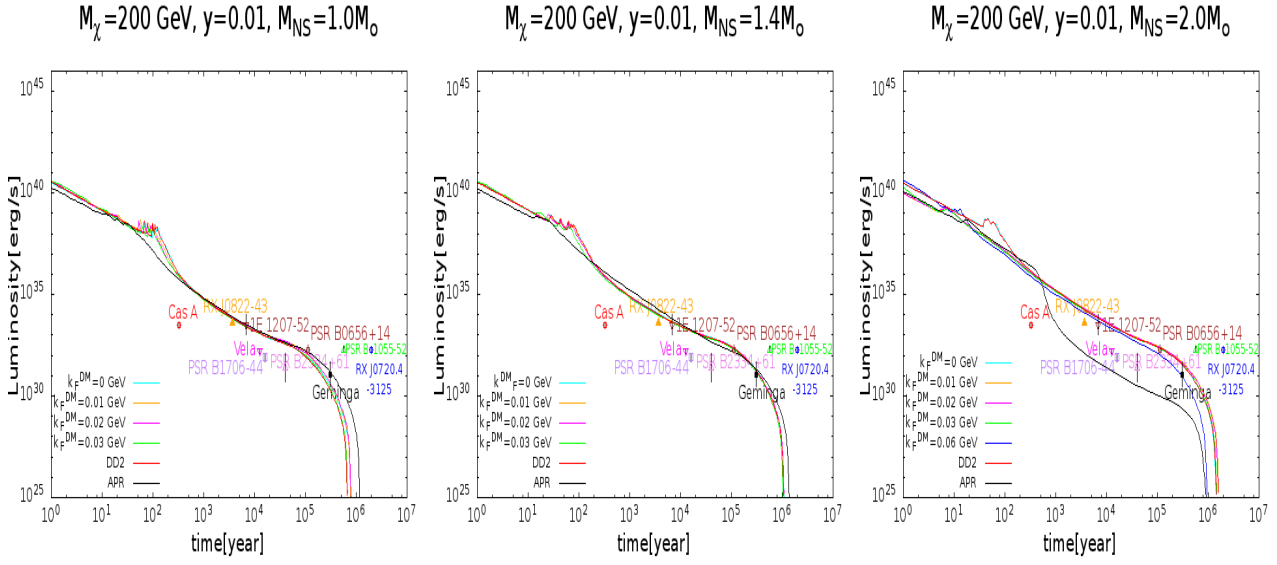


Figure 5: Same as in Figure 4 but for $M_\chi = 200$ GeV.

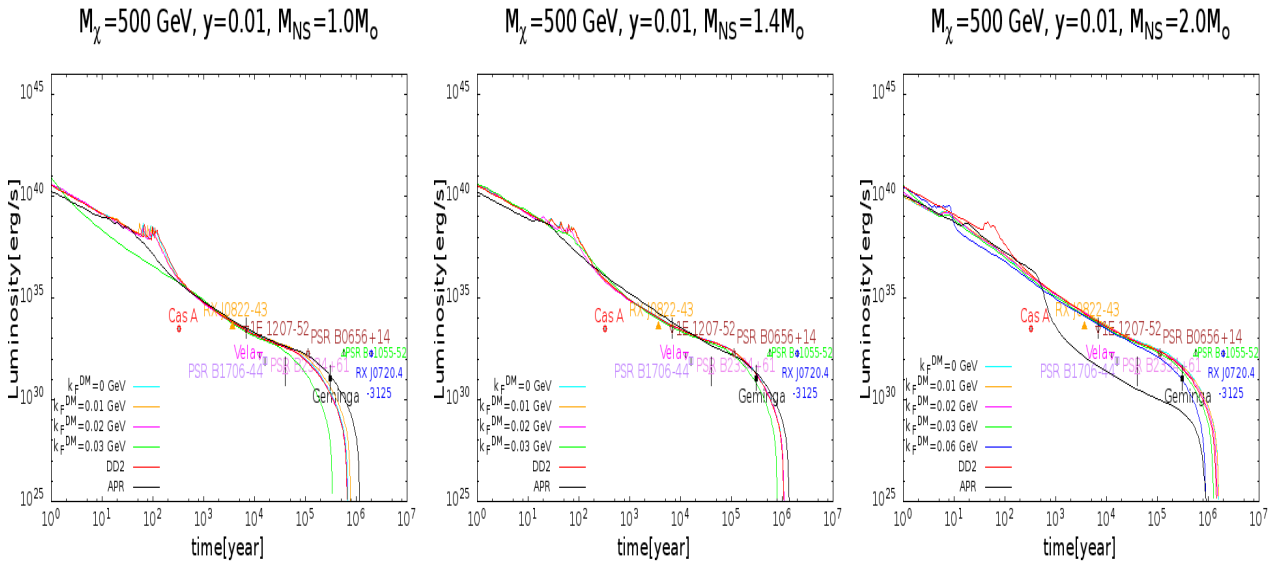


Figure 6: Same as in Figure 4 but for $M_\chi = 500$ GeV.

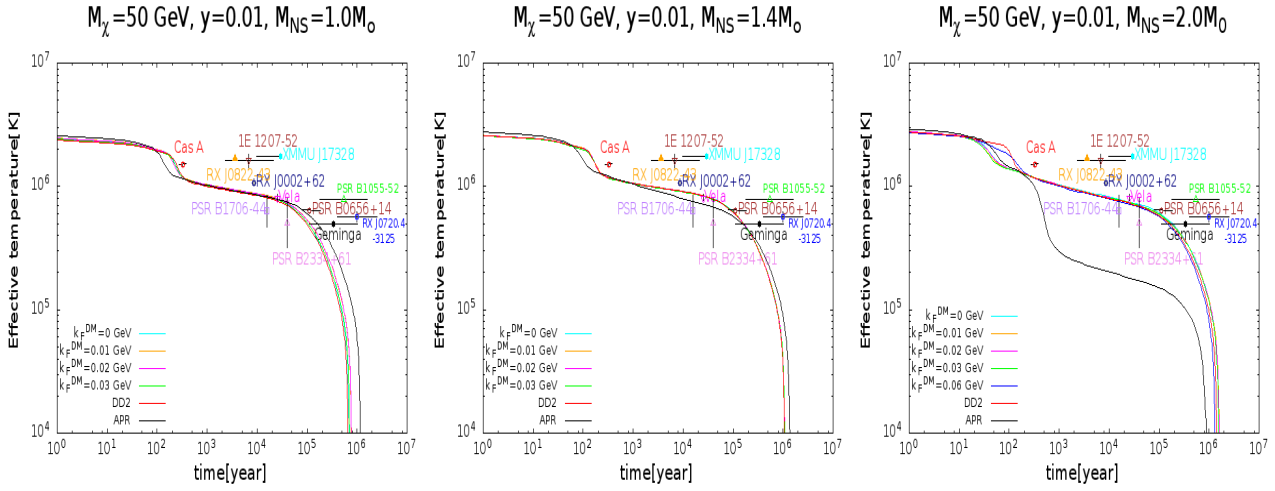


Figure 7: Variation of effective temperature with time for three differently chosen NS masses $M_{NS} = 1.0M_{\odot}$ (Left panel), $M_{NS} = 1.4M_{\odot}$ (middle panel), $M_{NS} = 2.0M_{\odot}$ (right panel) with varying k_F^{DM} and fixed $M_{\chi} = 50$ GeV in each panel. The theoretical calculations are compared with the observational data of pulsars namely Cas A, RX J0822-43, 1E 1207-52, RX J0002+62, XMMU J17328, PSR B1706-44, Vela, PSR B2334+61, PSR B0656+14, Geminga, PSR B1055-52 and RX J0720.4-3125 shown by dots with error bars from left to right.

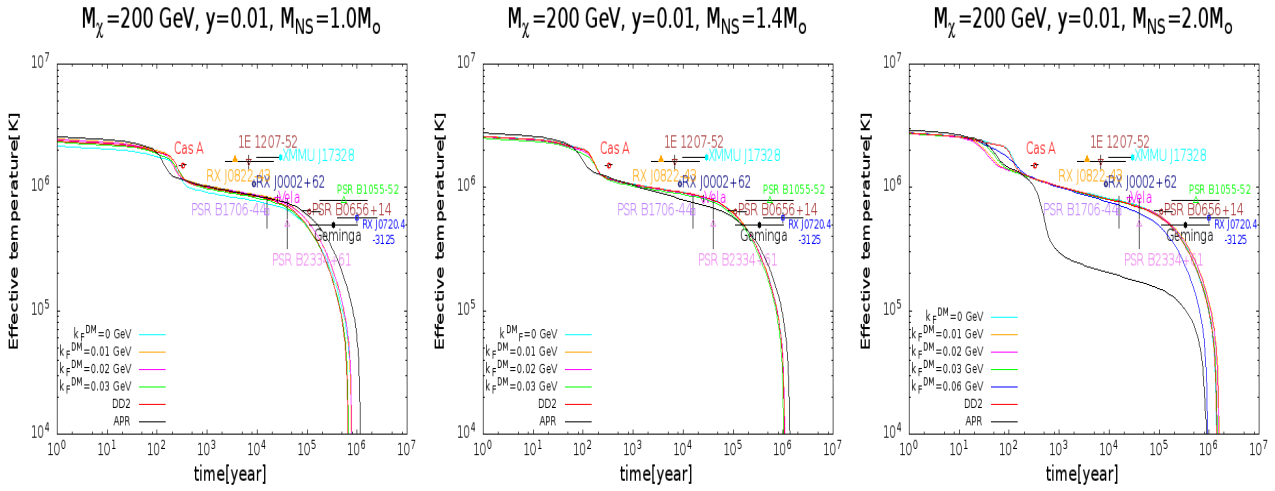


Figure 8: Same as in Figure 7 but for $M_{\chi} = 200$ GeV

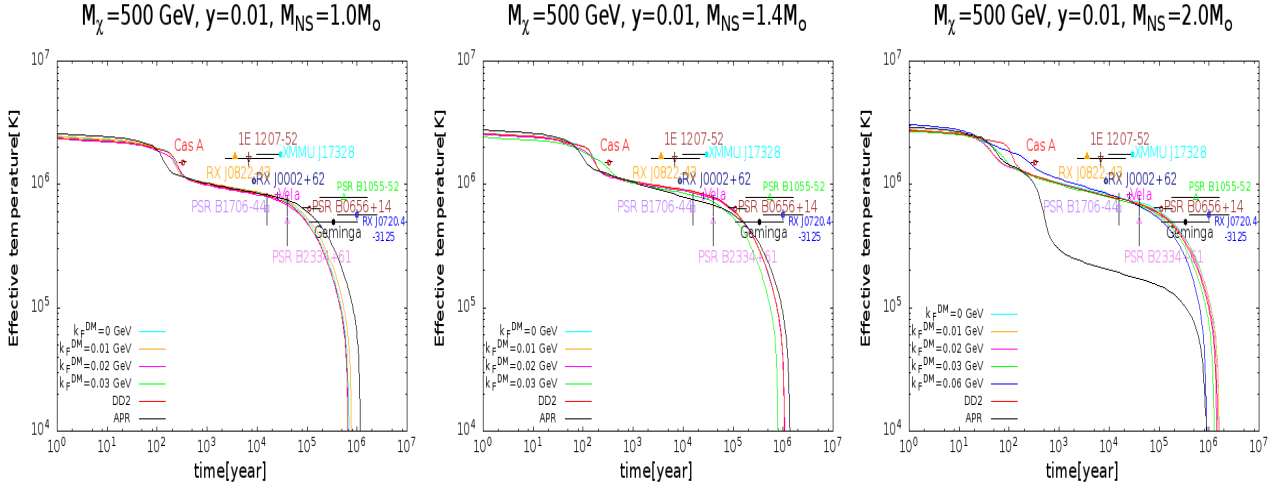


Figure 9: Same as in Figure 7 but for $M_\chi = 500$ GeV

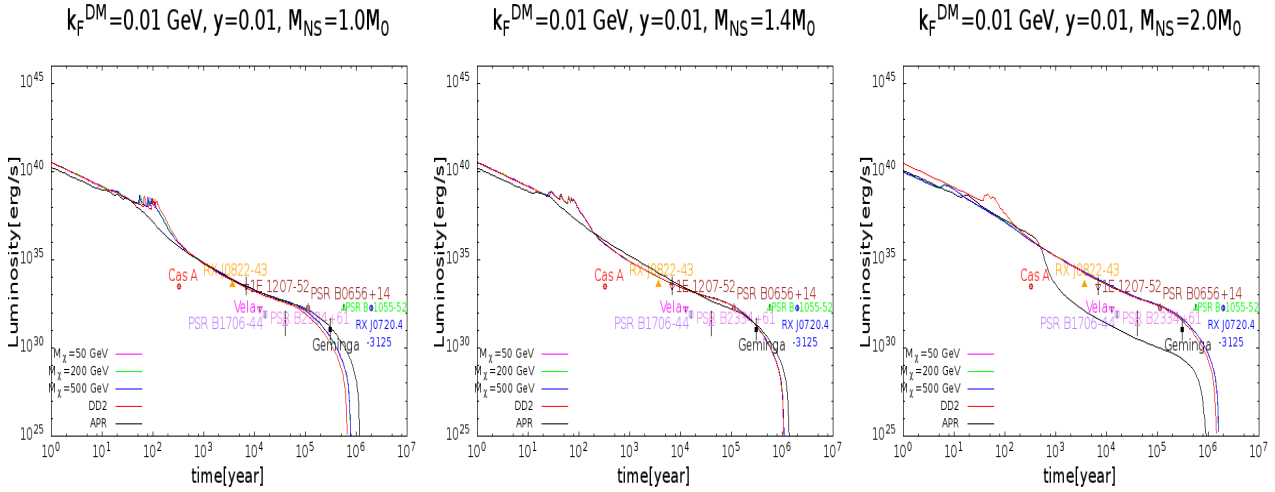


Figure 10: Variation of luminosity with time for three differently chosen NS masses $M_{NS} = 1.0M_\odot$ (Left panel), $M_{NS} = 1.4M_\odot$ (middle panel), $M_{NS} = 2.0M_\odot$ (right panel) with varying M_χ and fixed $k_F^{DM} = 0.01$ GeV in each panel. The theoretical calculations are compared with the observational data of pulsars namely Cas A, RX J0822-43, 1E 1207-52, PSR B1706-44, Vela, PSR B2334+61, PSR B0656+14, Geminga, PSR B1055-52 and RX J0720.4-3125 shown by dots with error bars from left to right.

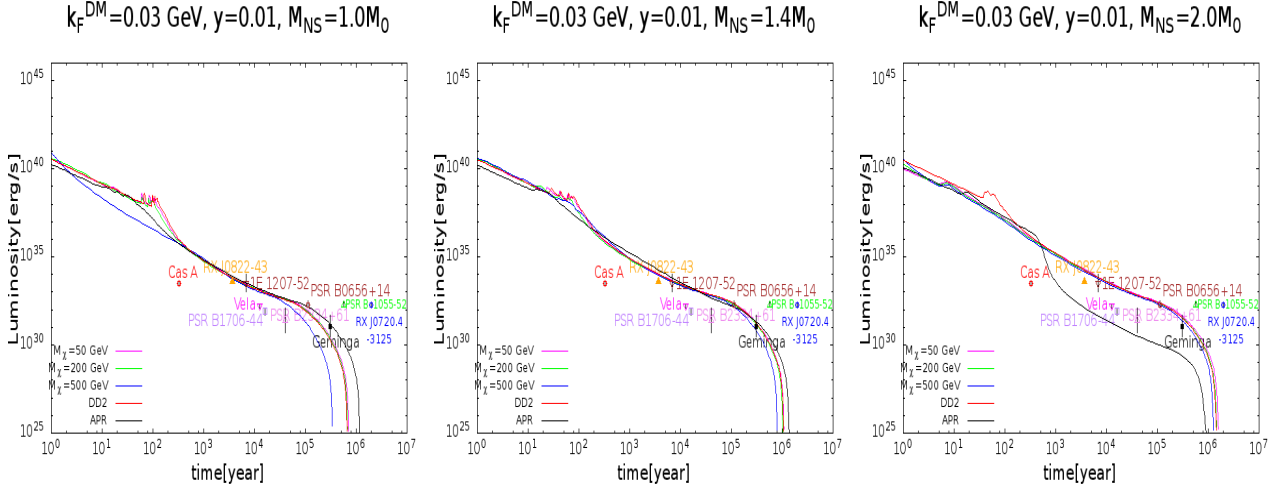


Figure 11: Same as in Figure 10 but for $k_F^{DM} = 0.03$ GeV

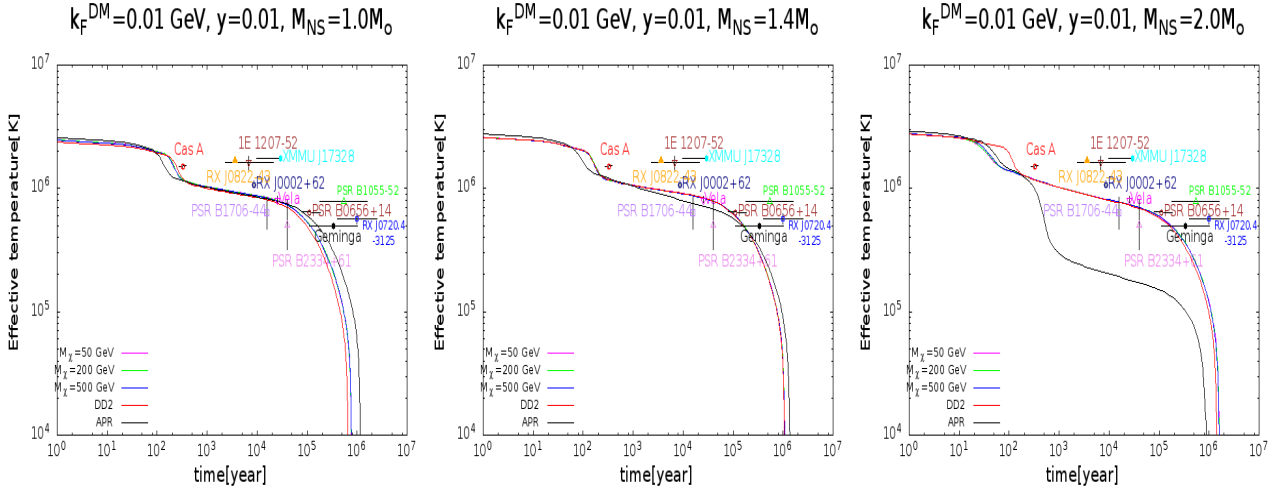


Figure 12: Variation of tuminosity with time for chosen three different NS masses $M_{NS} = 1.0M_{\odot}$ (Left panel), $M_{NS} = 1.4M_{\odot}$ (middle panel), $M_{NS} = 2.0M_{\odot}$ (right panel) with varying M_{χ} and fixed $k_F^{DM} = 0.01$ GeV in each panel. The theoretical calculations are compared with the observational data of pulsars namely Cas A, RX J0822-43, 1E 1207-52, RX J0002+62, XMMU J17328, PSR B1706-44, Vela, PSR B2334+61, PSR B0656+14, Geminga, PSR B1055-52 and RX J0720.4-3125 shown by dots with error bars from left to right.

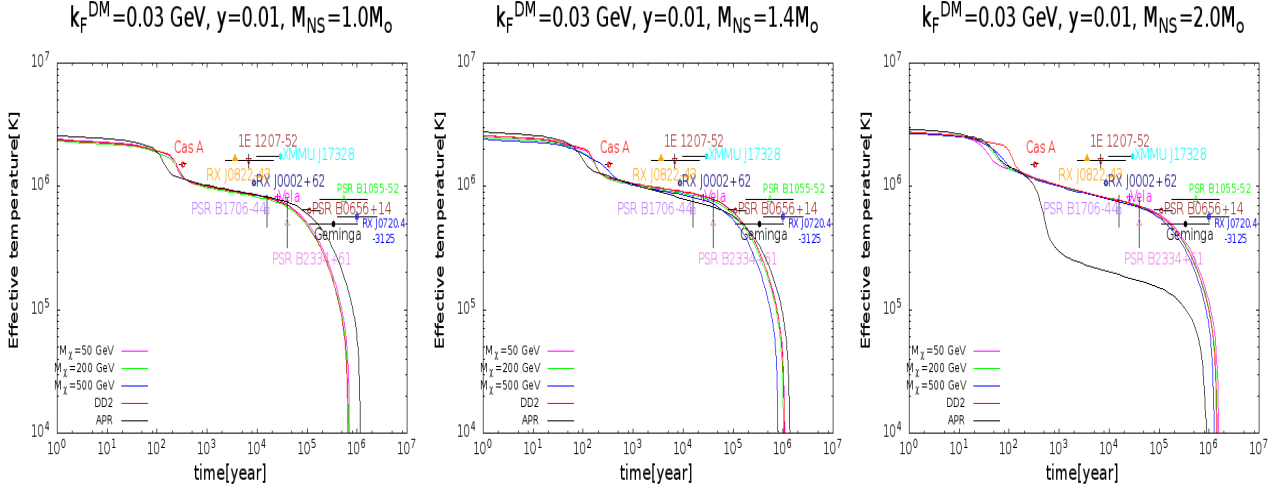


Figure 13: Same as in Figure 12 but for $k_F^{DM} = 0.03$ GeV

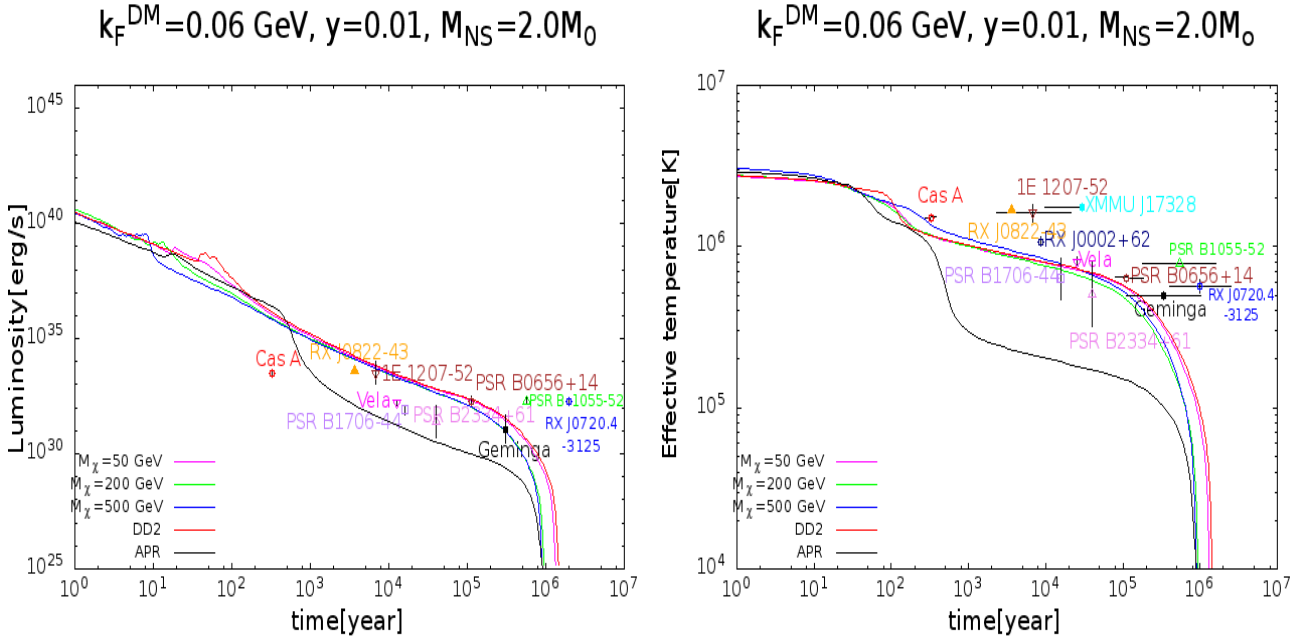


Figure 14: Left panel is for luminosity vs time and right panel is for effective temperature vs time with varying M_χ and fixed $k_F^{DM} = 0.06$ GeV in both panels. The theoretical calculations are also compared with the observational data of all chosen pulsars.

For demonstrating the effect of superfluidity on cooling, we plotted luminosity vs time and temperature vs time profiles in Figure 15 considering different pairing gap models inside the NSCool code because the actual value of neutron 3P_2 gap is unknown [70]. In Figure 15, ‘pairing

0' means no pairing is considered and 'pairing a ,b, c' correspond to three different 3P_2 pairing gap models. The details of these models are given in Ref. [70] and the references therein. It is evident that cooling is faster when pairing is considered and among the three pairing models, cooling with 'pairing a' is slightly faster. Hence, we have considered 'pairing a' model throughout the work.

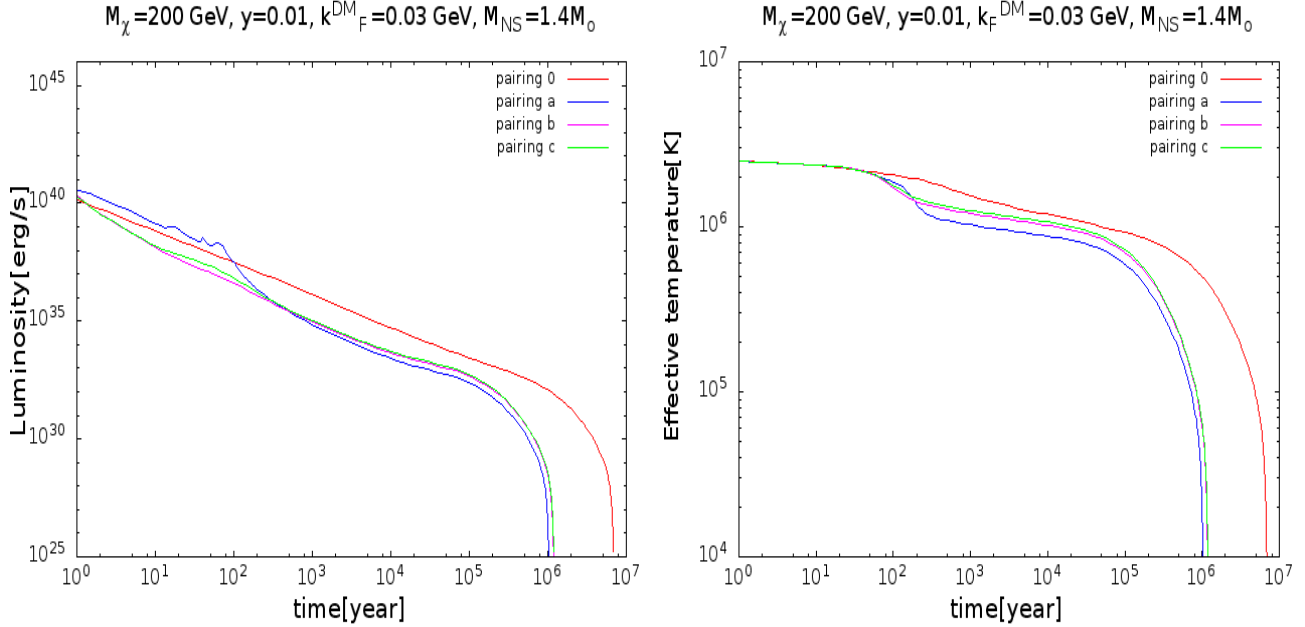


Figure 15: Left panel is for luminosity vs time and right panel is for effective temperature vs time with different pairing gap models keeping M_χ and k_F^{DM} fixed in both the panels.

6 Summary and Conclusions

In this work, we first prepared dark-matter admixed DD2 equation of state and explored the effect of dark matter mass and Fermi momentum on the neutron star equation of state. Dark matter-Higgs coupling is constrained using dark matter direct detection experiments namely XENON-1T, PandaX-II, LUX and DarkSide-50. Then, we studied cooling of normal NSs using APR and DD2 equation of states and DM admixed neutron stars using dark-matter modified DD2 with varying dark matter mass and Fermi momentum for fixed DM-Higgs coupling. We have done our analysis by considering three neutron star masses one each from the lighter ($1.0 M_\odot$), medium ($1.4 M_\odot$) and heavier ($2.0 M_\odot$) NSs. We demonstrate our results by choosing three different DM masses namely 50 GeV, 200 GeV and 500 GeV and different Fermi momenta k_F^{DM} namely 0.01 GeV, 0.02 GeV, 0.03 GeV and 0.06 GeV. We calculated the variations of luminosity

and temperature of the above mentioned neutron star masses with time and compared our calculations with the observed astronomical cooling data of pulsars namely Cas A, RX J0822-43, 1E 1207-52, RX J0002+62, XMMU J17328, PSR B1706-44, Vela, PSR B2334+61, PSR B0656+14, Geminga, PSR B1055-52 and RX J0720.4-3125. We found that APR EOS agrees well with the pulsar data for lighter and medium mass NSs whereas for DM admixed DD2 EOS, it is found for all considered NS masses, all chosen DM Fermi momenta are consistent with the observational data of PSR B0656+14, Geminga, Vela, PSR B1706-44 and PSR B2334+61. Cooling becomes faster as compared to normal NSs in case of increasing DM masses and Fermi momenta. It is observed from the calculations that if low mass super cold NSs are observed in future that may support the fact that heavier WIMP can be present inside neutron stars.

References

- [1] N.K. Glendenning, *Astrophys. J.* **293**, 470 (1985).
- [2] N.K. Glendenning, *Compact Stars, Nuclear Physics, Particle Physics and General Relativity* (New York, Springer, 1997).
- [3] See *Mesons in Nuclei*, vol. 3, M. Rho, D. Wilkinson, Eds. (North-Holland, Amsterdam, 1979).
- [4] D.B. Kaplan, A.E. Nelson, *Phys. Lett. B* **175**, 57 (1986).
- [5] J.C. Collins, M.J. Perry, *Phys. Rev. Lett.* **34**, 1353 (1975).
- [6] G. Panotopoulos and I. Lopes, *Phys. Rev. D* **96**, 083004 (2017).
- [7] A. Das, T. Malik and A. C. Nayak, *Phys. Rev. D* **99**, 043016 (2019).
- [8] A. Quddus, G. Panotopoulos, B. Kumar, S. Ahmad and S. K. Patra, arXiv:1902.00929 [nucl-th].
- [9] D. Bandyopadhyay, S. A. Bhat, P. Char and D. Chatterjee *Eur. Phys. J.* **A54**, 26 (2018), [arXiv: arXiv:1712.01715 [astro-ph.HE]].
- [10] J. D. Walecka, *Annals Phys.* **83**, 491 (1974).
- [11] B. D. Serot and J. D. Walecka, *Int. J. Mod. Phys. E* **6**, 515 (1997).
- [12] Abbott B P et al. *Phys. Rev. Lett.* **119**, 161101 (2017).
- [13] Abbott B P et al. *Astrophys. J. Lett.* **848**, L13 (2017).

- [14] H. T. Cromartie *et al.*, arXiv:1904.06759 [astro-ph.HE].
- [15] C. Weniger, JCAP **1208**, 007 (2012).
- [16] T. Bringmann, X. Huang, A. Ibarra, S. Vogl and C. Weniger, JCAP **1207**, 054 (2012).
- [17] O. Adriani *et al.* [PAMELA Collaboration], Nature **458**, 607 (2009).
- [18] M. Aguilar *et al.* [AMS collaboration], Phys. Rev. Lett. **113**, 121102 (2014).
- [19] G. Ambrosi *et al.* [DAMPE Collaboration], Nature **552**, 63 (2017).
- [20] G. Jungman, M. Kamionkowski and K. Griest, Phys. Rept. **267**, 195 (1996). [hep-ph/9506380].
- [21] A. Paul, D. Majumdar and A. Dutta Banik, JCAP **05**, 029 (2019), [arXiv:1812.10791 [hep-ph]].
- [22] A. Dutta Banik, D. Majumdar and A. Biswas, Eur. Phys. J. C **76**, 346 (2016).
- [23] A. Biswas, D. Majumdar and P. Roy, JHEP **1504**, 065 (2015).
- [24] A. Biswas, D. Majumdar, A. Sil and P. Bhattacharjee, JCAP **1312**, 049 (2013).
- [25] R. D. Peccei, Lect. Notes Phys. **741**, 3 (2008).
- [26] S. Weinberg, Phys. Rev. Lett. **40**, 223 (1978).
- [27] C. E. Yaguna, JHEP **1108**, 060 (2011).
- [28] E. Molinaro, C. E. Yaguna and O. Zapata, JCAP **1407**, 015 (2014).
- [29] A. Lidz and L. Hui, Phys. Rev. D **98**, 023011 (2018).
- [30] N. C. Amorisco and A. Loeb, arXiv:1808.00464 [astro-ph.GA].
- [31] L. Bergstrom, M. Fairbairn and L. Pieri, Phys. Rev. D **74**, 123515 (2006).
- [32] J. Fuller and C. Ott, Mon. Not. Roy. Astron. Soc. **450**, L71 (2015).
- [33] L. Brayeur and P. Tinyakov, Phys. Rev. Lett. **109**, 061301 (2012).
- [34] F. Sandin and P. Ciarcelluti, Astropart. Phys. **32**, 278 (2009).
- [35] D. Page, J. M. Lattimer, M. Prakash and A. W. Steiner, Astrophys. J. **707**, 1131 (2009).

- [36] D. Page, J. M. Lattimer, M. Prakash and A. W. Steiner, *Astrophys. J. Suppl.* **155**, 623 (2004).
- [37] D. G. Yakovlev and C. J. Pethick, *Ann. Rev. Astron. Astrophys.* **42**, 169 (2004).
- [38] A. Y. Potekhin, J. A. Pons and D. Page, *Space Sci. Rev.* **191**, no. 1-4, 239 (2015).
- [39] A. Y. Potekhin and G. Chabrier, *Astron. Astrophys.* **609**, A74 (2018).
- [40] Wen-Bo Ding et al. *Chinese Phys. Lett.* **36**, 049701 (2019).
- [41] C. Kouvaris, *Phys. Rev. D* **77**, 023006 (2008).
- [42] K. Hamaguchi, N. Nagata and K. Yanagi, *Phys. Lett. B* **795**, 484 (2019).
- [43] S. Banik, M. Hempel and D. Bandyopadhyay, *Astrophys.J.Suppl.* **214**, 22 (2014).
- [44] S. Typel et al., *Phys. Rev. C* **81**, 015803 (2010).
- [45] H. Grigorian, D. N. Voskresensky and K. A. Maslov, *Nucl. Phys. A* **980**, 105 (2018).
- [46] H. Grigorian, D. N. Voskresensky and D. Blaschke, *Eur. Phys. J. A* **52**, 67 (2016).
- [47] D. N. Voskresensky, *Lect. Notes Phys.* **578**, 467 (2001).
- [48] K. Yanagi, N. Nagata and K. Hamaguchi, *Mon. Not. Roy. Astron. Soc.* **492**, 5508 (2020).
- [49] D. Vigan, N. Rea, J. A. Pons, R. Perna, D. N. Aguilera and J. A. Miralles, *Mon. Not. Roy. Astron. Soc.* **434**, 123 (2013).
- [50] A. De Luca, P. A. Caraveo, S. Mereghetti, M. Negroni and G. F. Bignami, *Astrophys. J.* **623**, 1051 (2005).
- [51] A. Sedrakian, *Phys. Rev. D* **93**, no. 6, 065044 (2016).
- [52] H. Umeda, N. Iwamoto, S. Tsuruta, L. Qin and K. Nomoto, [astro-ph/9806337](https://arxiv.org/abs/astro-ph/9806337).
- [53] A. Paul, D. Majumdar and K. Prasad Modak, *Pramana* **92**, 44 (2019), [[arXiv:1801.07928](https://arxiv.org/abs/1801.07928) [hep-ph]].
- [54] A. Akmal, V. R. Pandharipande and D. G. Ravenhall, *Phys. Rev. C* **58**, 1804 (1998).
- [55] S. A. Bhat and D. Bandyopadhyay, *J. Phys. G* **46**, 014003 (2019), [[arXiv:1807.06437](https://arxiv.org/abs/1807.06437) [astro-ph.HE]].

- [56] S. Banik and D. Bandyopadhyay, Phys. Rev. C **66**, 065801 (2002).
- [57] S. Typel, Phys. Rev. C **71**, 064301 (2005).
- [58] S. Typel and H. H. Wolter, Nucl. Phys.A **656**, 331 (1999).
- [59] J. M. Cline, K. Kainulainen, P. Scott and C. Weniger, Phys. Rev. D **88**, 055025 (2013),
Erratum: Phys. Rev. D **92**, 039906 (2015).
- [60] X. Li, F. Wang and K. S. Cheng, JCAP **10**, 031 (2012).
- [61] J. R. Oppenheimer and G. M. Volkoff, Phys. Rev. **55**, 374 (1939).
- [62] E. Aprile *et al.* [XENON Collaboration], JCAP **1604**, 027 (2016).
- [63] A. Tan *et al.* [PandaX-II Collaboration], Phys. Rev. Lett. **117**, 121303 (2016).
- [64] D. S. Akerib *et al.* [LUX Collaboration], Phys. Rev. Lett. **118**, 021303 (2017).
- [65] L. Marini *et al.* [DarkSide Collaboration], Nuovo Cim. C **39**, 247 (2016).
- [66] D. Page, U. Geppert and F. Weber, Nucl. Phys. A **777**, 497 (2006).
- [67] <http://www.astroscu.unam.mx/neutrones/NSCool/>. Dany Page, Cooling of Neutron Stars, Lecture 2.
- [68] <http://www.astroscu.unam.mx/neutrones/NSCool/>. We use the file Crust-EOS-Cat-HZD-NV.dat for the equation of state input.
- [69] D. G. Yakovlev, A. D. Kaminker, O. Y. Gnedin and P. Haensel, Phys. Rept. **354**, 1 (2001).
- [70] http://www.astroscu.unam.mx/neutrones/NSCool/NSCool_Guide_0.0_Control.pdf.