

Where is the Information in a Deep Network?

Alessandro Achille^{1 2} Giovanni Paolini¹ Stefano Soatto^{1 2}

Abstract

Whatever information a deep neural network has gleaned from past data is encoded in its weights. How this information affects the response of the network to future data is largely an open question. In fact, even how to define and measure information in a network entails some subtleties. We measure information in the weights of a deep neural network as the optimal trade-off between accuracy of the network and complexity of the weights relative to a prior. Depending on the prior, the definition reduces to known information measures such as Shannon Mutual Information and Fisher Information, but in general it affords added flexibility that enables us to relate it to generalization, via the PAC-Bayes bound, and to invariance. For the latter, we introduce a notion of *effective information in the activations*, which are deterministic functions of future inputs. We relate this to the information in the weights, and use this result to show that models of low (information) complexity not only generalize better, but are bound to learn invariant representations of future inputs. These relations hinge not only on the architecture of the model, but also on how it is trained.

1. Introduction

At the end of training a deep neural network, all that is left of past experience is a set of values stored in its weights. So, studying what “information” they contain seems a natural starting point to understand how deep networks learn.

But how is the information in a deep neural network even defined? Once trained, the weights of a neural network are fixed, and the output is a deterministic function of its input, which has degenerate (infinite) Shannon Mutual Information. This presents a challenge for theories of Deep Learning based on Shannon Information (Saxe et al., 2018). While several frameworks allow reasoning about information in a

fixed set of values – for instance Fisher’s or Kolmogorov’s – they either do not relate directly to relevant concepts in learning (generalization and invariance) or cannot be estimated in practice for modern deep neural networks (DNNs). While Fisher can be computed for a trained network, it does not directly relate to generalization. Conversely, Shannon informs generalization, but cannot be computed directly for a fixed dataset. Thus far, there is no known attempt to relate the two for deep networks. This relation would allow connecting computable quantities to a number of relevant concepts such as invariance and generalization.

Beyond *how* they define information, existing theories are limited by *whose* information they address: Many approaches focus on information of the *activations* of DNNs – the output of the layers – rather than their parameters, or weights. The weights are a representation *of* past data (the training set of inputs and outputs), trained *for* predicting statistics of the training set itself (e.g., the output), *relative* to prior knowledge. The activations are a representation *of* (previously unseen) inputs (test set), ideally *sufficient* to predict future outputs, and *invariant* to nuisances (variability in the data that should not affect the output). We have no access to future data, and the Shannon Information they contain does not account for the *finite* nature of the training set.

But how are desirable properties such as sufficiency (maximum information) and invariance (minimum sensitivity to nuisance variability) achieved through the training process? Sufficiency alone is trivial — any invertible function of the data is, in theory, sufficient — but it comes at the expense of complexity (or *minimality*) and invariance of the representation. Invariance alone is similarly trivial — any constant function is invariant. A learning criterion therefore trades off accuracy, complexity and invariance. *The best achievable complexity trade-off is what we define as Information for the task.* The challenge is that we wish to characterize sufficiency and invariance of representations of the *test* data, while we only have access to the training set.

So, throughout this paper, we discuss four distinct concepts: (1) Sufficiency of the weights, captured by a training loss; (2) complexity and minimality of the weights, captured by the information they contain; (3) sufficiency of the activations, captured by the test loss which we cannot compute, but can

¹Amazon Web Services ²Department of Computer Science, University of California, Los Angeles. Correspondence to: Alessandro Achille <aachille@amazon.com>.

bound using the Information in the Weights; (4) invariance of the activations, a property of the test data, which is not explicitly present in the formulation of the learning process when training a DNN. To do all that, we formally define both *information of the weights* and of the *activations*.

1.1. Summary of Contributions and Related Work

Our **first contribution** is to quantify the Information in the Weights of a DNN as the trade-off between the perturbation we *could* add to the weights (measured by its entropy relative to a prior), and the performance the network would achieve in the task at hand. Informally, given an encoding algorithm, this is the number of bits needed to encode the weights in order to solve the task at some level of precision, as customary in Rate-Distortion Theory. The optimal trade-off traces a curve that depends on the task and the architecture, and solutions along the curve can be found by optimizing an *Information Lagrangian*. The Information Lagrangian is in the general form of an Information Bottleneck (IB) (Tishby et al., 1999), but is fundamentally different from the IB used in most prior work in deep learning which refers to the activations rather than the weights (Tishby & Zaslavsky, 2015; Shwartz-Ziv & Tishby, 2017; Alemi et al., 2016; Achille & Soatto, 2016; Higgins et al., 2013). Our measure of information is computable even for large networks, and highlights the dependency on the number of training samples.

Our **second contribution** is to derive a relation between the two informations (Section 4), where we show that the Information Lagrangian of the weights of deep networks bounds the Information Bottleneck of the activations, but not vice-versa. This is important, as the IB of the activations is degenerate when computed on the training set (see, e.g., Saxe et al. (2018)), hence cannot be used at training time to enforce properties. On the other hand, the Information Lagrangian of the weights remains well defined, and through our bound it controls invariance at test time.

Our method requires specifying a parametrized posterior distribution, as well as a prior, for the “noise” perturbation needed to measure information. While this flexibility may seem undesirable, it is key to our method, as it allows us to compute concrete quantities that relate generalization and invariance in DNNs. Of all possible choices of distribution to compute the Information in the Weights, there are a few special ones: An *uninformative* prior yields the Fisher Information of the weights. A prior obtained by averaging training over all relevant datasets yields the Shannon mutual information between the dataset (now a random variable) and the weights. A third important choice is the distribution induced by stochastic gradient descent (SGD) during the training process, which we discuss in this paper.

As it turns out, all three resulting notions of information

are important to understand learning in DNNs: Shannon’s relates to generalization via the PAC-Bayes Bound (Section 3.1) but cannot be computed using a single dataset. Fisher’s can be computed, and relates to invariance in the representation of test data (activations) as we show in Section 4, but does not directly inform generalization. A core contribution of this paper is to establish a connection between the two, that is mediated by the stochasticity in the optimization (e.g., SGD and its variants), thus establishing a link between invariance and generalization. Although it is possible to minimize Fisher or Shannon Information independently, we show that when the weights are learned using a stochastic optimization method, the two are related, which is our **third contribution**, made possible by the flexibility of our framework (Section 3.3). Finally, in Section 5 we discuss open problems and further relations with prior work.

There is a small but growing literature on information and generalization bounds for the weights of deep networks (Russo & Zou, 2019; Xu & Raginsky, 2017; Pensia et al., 2018; Negrea et al., 2019; Asadi et al., 2018). They bound the generalization gap of a training algorithm using the Shannon Information in the weights and a notion of “information stability”. This is orthogonal and complementary to our work: Our results (Proposition 3.10) relate flat minima (low Fisher Information) to path stability of SGD (Hardt et al., 2015) and information stability (Xu & Raginsky, 2017), showing that optimization algorithms that converge to flat minima and are path stable also satisfy a form of information stability. Unlike those works, ours does not depend solely on the noise induced by the steps of SGD, but also on the geometry of the loss landscape. Finally, we connect the information stability not only to generalization, but also to the amount of information in the activations of a DNN, and their invariance properties (Section 4).

The fact that some weights can be perturbed at little loss has been known and used for a while (Hinton & Van Camp, 1993; Hochreiter & Schmidhuber, 1997; Kingma et al., 2015). Our definition of information starts from this observation, and encompasses classical notions such as Shannon and Fisher. This paper develops on the formalism proposed by Achille et al. (2019), which extend further to study the connection between the optimization algorithm used to train a network, the geometry of the loss landscape, and properties of the activations (rather than the weights) such as compression and invariance.

2. Preliminaries and Notation

We denote with $x \in X$ an input (e.g., an image), and with $y \in Y$ a “task variable,” a random variable which we are trying to infer, e.g., a label $y \in Y = \{1, \dots, C\}$. A dataset is a finite collection of samples $\mathcal{D} = \{(x_i, y_i)\}_{i=1}^N$ that specify the task. A DNN model trained with the cross-entropy loss

encodes a conditional distribution $p_w(y|x)$, parametrized by the weights w , meant to approximate the posterior of the task variable y given the input x . The Kullback-Liebler, or *KL-divergence*, is the relative entropy between $p(x)$ and $q(x)$: $\text{KL}(p(x) \parallel q(x)) = \mathbb{E}_{x \sim p(x)} [\log(p(x)/q(x))]$. It is always non-negative, and zero if and only if $p(x) = q(x)$. It measures the (asymmetric) similarity between two distributions. Given a family of conditional distributions $p_w(y|x)$ parametrized by a vector w , we can ask how much perturbing the parameter w by a small amount δw will change the distribution, as measured by the KL-divergence. To second-order, this is given by $\mathbb{E}_x \text{KL}(p_w(y|x) \parallel p_{w+\delta w}(y|x)) = \delta w^t F \delta w + o(\|\delta w\|^2)$ where F is the *Fisher Information Matrix* (or simply “Fisher”), defined by $F = \mathbb{E}_{x, y \sim p(x)p_w(y|x)} [\nabla \log p_w(y|x)^t \nabla \log p_w(y|x)] = \mathbb{E}_{x \sim p(x)p_w(y|x)} [-\nabla_w^2 \log p_w(y|x)]$. For its relevant properties see Martens (2014). It is important to notice that the Fisher depends on the ground-truth data distribution $p(x, y)$ only through the domain variable x , not the task variable y , since $y \sim p_w(y|x)$ is sampled from the model distribution when computing the Fisher. This property will be used later.

Given two random variables x and z , their *Shannon mutual information* is defined as $I(x; z) = \mathbb{E}_{x \sim p(x)} [\text{KL}(p(z|x) \parallel p(z))]$ that is, the expected divergence between the prior distribution $p(z)$ of z and the distribution $p(z|x)$ after an observation of x . It is positive, symmetric, zero if and only if the variables are independent (Cover & Thomas, 2012).

In supervised classification, one is usually interested in finding weights w that minimize the cross-entropy loss $L_{\mathcal{D}}(w) = \mathbb{E}_{(x,y) \sim \mathcal{D}} [-\log p_w(y|x)]$ on the training set \mathcal{D} . The loss $L_{\mathcal{D}}(w)$ is usually minimized using *stochastic gradient descent* (SGD) (Bottou et al., 2018), which updates the weights w with an estimate of the gradient computed from a small number of samples (mini-batch). That is, $w_{k+1} = w_k - \eta \nabla \hat{L}_{\xi_k}(w)$, where ξ_k are the indices of a randomly sampled mini-batch and $\hat{L}_{\xi_k}(w) = \frac{1}{|\xi_k|} \sum_{i \in \xi_k} [-\log p_w(y_i|x_i)]$. Notice that $\mathbb{E}_{\xi_k} [\nabla \hat{L}_{\xi_k}(w)] = \nabla L_{\mathcal{D}}(w)$, so we can think of the mini-batch gradient $\nabla \hat{L}_{\xi_k}(w)$ as a “noisy version” of the real gradient. Using this interpretation, we write:

$$w_{k+1} = w_k - \eta \nabla L_{\mathcal{D}}(w_k) + \sqrt{\eta} T_{\xi_k}(w_k) \quad (1)$$

with the induced “noise” term $T_{\xi_k}(w) = \sqrt{\eta} (\nabla \hat{L}_{\xi_k}(w) - \nabla L_{\mathcal{D}}(w))$. Written in this form, eq. (1) is a Langevin diffusion process with (non-isotropic) noise T_{ξ_k} (Li et al., 2017; Chaudhari & Soatto, 2018).

3. Information in the Weights

One could define the Information in the Weights as their coding length after training. This, however, would not be

meaningful, as only a small subset of the weights matters: If a perturbation $w' \leftarrow w + \delta w$ of a given weight configuration w were to yield no change in the cross-entropy loss, i.e. $L_{\mathcal{D}}(p_{w'}) \approx L_{\mathcal{D}}(p_w)$, one could argue that such weights contain “no information” about the task. Storing those weights with low precision, or pruning them, or randomizing them, would yield no performance loss. On the other hand, if slightly perturbing a configuration of weights were to yield a large increase in the loss, one could argue that such weights are very “informative,” and should be stored with high precision. But what perturbations should one consider (e.g., additive or multiplicative)? And how “small” should they be? What distribution should the perturbations be drawn from? To address these issues, we introduce the following definition:

Definition 3.1 (Information in the Weight). *The complexity of the task \mathcal{D} at level β , using the post-distribution $Q(w|\mathcal{D})$ and the pre-distribution $P(w)$, is*

$$C_{\beta}(\mathcal{D}; P, Q) = \mathbb{E}_{w \sim Q(w|\mathcal{D})} [L_{\mathcal{D}}(p_w(y|x))] + \underbrace{\beta \text{KL}(Q(w|\mathcal{D}) \parallel P(w))}_{\text{Information in the Weights}}, \quad (2)$$

where $\mathbb{E}_{w \sim Q(w|\mathcal{D})} [L_{\mathcal{D}}(p_w(y|x))]$ is the reconstruction error under the distribution $Q(w|\mathcal{D})$; $\text{KL}(Q(w|\mathcal{D}) \parallel P(w))$ measures the entropy of $Q(w|\mathcal{D})$ relative to $P(w)$. If $Q^*(w|\mathcal{D})$ minimizes eq. (2) for a given β , we call $\text{KL}(Q^*(w|\mathcal{D}) \parallel P(w))$ the amount of Information in the Weights for the task \mathcal{D} at level β .

Note that the definition of information is based on the loss $L_{\mathcal{D}}$ on the finite training set, and does not require access to the underlying data distribution. We call $Q(w|\mathcal{D})$ a “post-distribution” because it is picked after seeing the dataset \mathcal{D} . We do not call it “posterior” to emphasize that it is an arbitrary distribution without any Bayesian interpretation. Similarly, $P(w)$ is an arbitrary “pre-distribution”, distinct from a Bayesian “prior”, picked before the dataset is seen.¹ Having stressed the arbitrary nature of $P(w)$ and $Q(w|\mathcal{D})$, from now on we simply call them prior and posterior for simplicity.²

A special case is $\beta = 1$, when eq. (2) formally coincides with the evidence lower-bound (ELBO) used to train

¹Note that this definition is compatible with a deterministic training process, or with a stochastic training process that yields a point estimate of the weights, or with a stochastic training process that yields a distribution of weights.

²We could refer to hypothetical perturbations $\delta w \sim Q(w|\mathcal{D})$ of the trained weights that would cause negligible expected increase in loss as “noise” added to the weights, even though the weights are fixed and such perturbations are never actually applied. These perturbations should not be confused with the “noise” introduced by the optimization procedure during training, for instance by the random selection of mini-batches in the computation of the gradient in stochastic gradient descent.

Bayesian Neural Networks. However, while the ELBO assumes the existence of a Bayesian posterior $P(w|\mathcal{D})$ of which $Q(w|\mathcal{D})$ is an approximation, we require no such assumption. The use of the ELBO for different values of β and the connection with rate-distortion theory has also been explored in [Hu et al. \(2018\)](#). Closer to our viewpoint is [Hinton & Van Camp \(1993\)](#), that shows that, for $\beta = 1$, eq. (2) is the cost to encode the labels in \mathcal{D} together with the weights of the network. This justifies considering, for any choice of P and Q , the term $\text{KL}(Q(w|\mathcal{D}) \| P(w))$ as the coding length of the weights using some algorithm, although this is true only if they are encoded together with the dataset. A drawback with these approaches is that they lead to non-trivial results only if $\text{KL}(Q(w|\mathcal{D}) \| P(w))$ is much smaller than the coding length of the labels in the dataset (i.e., $N \log |Y|$ nats if we assume a uniform label distribution).³ Unfortunately, this is far from being the case with typical deep neural networks, where the description length of millions of weights can easily eclipse the encoding of the labels.

Thus, rather than the particular value of the coding length, we focus on *how it changes as a function of β* for a given noise model, tracing a Pareto-optimal curve which defines the Information in the Weights proposed above.

3.1. Information in the Weights Controls Generalization

[Equation \(2\)](#) defines a notion of information that, while related to the learning task, does not immediately relate to generalization error or invariance of the representation. Throughout the rest of this work, we build such connections leveraging on existing work. We start by using the PAC-Bayes bound to connect the information that the weights retain about the training set to performance on the test data.

Theorem 3.2 ([McAllester \(2013\)](#), Theorems 2-4). *Assume the dataset $\mathcal{D} = \{(x_i, y_i)\}_{i=1}^N$ is sampled i.i.d. from a distribution $p(y, x)$, and assume that the per-sample loss used for training is bounded by $L_{\max} = 1$ (we can reduce to this case by clipping and rescaling the loss).⁴ For any fixed $\beta > 1/2$, $\delta > 0$, prior $P(w)$, and weight distribution $Q(w|\mathcal{D})$, with probability at least $1 - \delta$ over the sample of \mathcal{D} , we have:*

$$L_{\text{test}}(Q) \leq \frac{1}{1 - \frac{1}{2\beta}} \left[\mathbb{E}_{w \sim Q} [L_{\mathcal{D}}(p_w)] + \frac{\beta}{N} \left(\text{KL}(Q \| P) + \log \frac{1}{\delta} \right) \right], \quad (3)$$

where $L_{\text{test}}(Q) := \mathbb{E}_{x, y \sim p(x, y)} [\mathbb{E}_{w \sim Q} [-\log p_w(y|x)]]$ is the expected per-sample test error that the model incurs

³If that were not the case, we could not exclude that the model is just memorizing all labels in its weights, and hence could not provide a generalization bound using only the description length.

⁴See [McAllester \(2013\)](#) for a discussion on the effect of clipping at different threshold.

using the weight distribution $Q(w|\mathcal{D})$. Moreover, given a distribution $p(\mathcal{D})$ over the datasets, we have the following bound in expectation over all possible datasets:

$$\mathbb{E}_{\mathcal{D}} [L_{\text{test}}(Q)] \leq \frac{1}{1 - \frac{1}{2\beta}} \left[\mathbb{E}_{\mathcal{D}} [\mathbb{E}_{w \sim Q} [L_{\mathcal{D}}(p_w)]] + \frac{\beta}{N} \mathbb{E}_{\mathcal{D}} [\text{KL}(Q \| P)] \right]. \quad (4)$$

Hence, minimizing the complexity $C_{\beta}(\mathcal{D}; P, Q)$ can be interpreted as minimizing an upper-bound on the test error, rather than merely minimizing the training error. [Dziugaite & Roy \(2017\)](#) championed the use of PAC-Bayes bounds for DNNs, and computed a non-vacuous generalization bound using a (non-centered and non-isotropic) Gaussian prior and a Gaussian posterior.

3.2. Shannon vs. Fisher Information in the Weights

[Definition 3.1](#) depends on an arbitrary choice of prior and posterior distributions. While this may appear cumbersome, this flexibility allows connecting measurable quantities from the training set to desirable behavior on test data. In this section, we show how particular choices of prior and posterior result in well-known definitions, in particular Shannon's ([Shannon, 1948](#)) and Fisher's ([Fisher, 1925](#)).

In some cases, there may be an actual distribution $\pi(\mathcal{D})$ over the possible training sets, so we may aim to find the prior $P(w)$ that minimizes the expected test error bound in [eq. \(4\)](#), which we call the *adapted prior*. The following proposition relates the measure that minimizes the bound in expectation with the Shannon Mutual Information between weights and dataset.

Proposition 3.3 (Shannon Information in the Weights). *Assume the dataset \mathcal{D} is sampled from a distribution $\pi(\mathcal{D})$, and let the outcome of training on a sampled dataset \mathcal{D} be described by a distribution $Q(w|\mathcal{D})$. Then the prior $P(w)$ minimizing the expected complexity $\mathbb{E}_{\mathcal{D}} [C_{\beta}(\mathcal{D}; P, Q)]$ is the marginal $P(w) = \mathbb{E}_{\mathcal{D}} [Q(w|\mathcal{D})]$, and the expected Information in the Weights is given by*

$$\mathbb{E}_{\mathcal{D}} [\text{KL}(Q \| P)] = I(w; \mathcal{D}) \quad (5)$$

which is Shannon's mutual information between the weights and the dataset. Here the weights are seen as a (stochastic) function of the dataset given by the training algorithm (for example, SGD).

The proof is elementary, but reported in the Appendix for completeness. Note that, in this case, the prior $P(w)$ is optimal given the choice of the training algorithm (i.e., the map $A : \mathcal{D} \rightarrow Q(w|\mathcal{D})$) and the distribution of training datasets $\pi(\mathcal{D})$. Using this prior we have the following expression for

the expectation over \mathcal{D} of eq. (2):

$$\mathbb{E}_{\mathcal{D}}[C_{\beta}(\mathcal{D}; P, Q)] = \mathbb{E}_{\mathcal{D}}[\mathbb{E}_{w \sim Q}[L_{\mathcal{D}}(w)]] + \beta I(w; \mathcal{D}). \quad (6)$$

Notice that this is the general form of an Information Bottleneck (Tishby et al., 1999). However, the use of the IB in Deep Learning has focused on the activations (Shwartz-Ziv & Tishby, 2017), which are the bottleneck between the inputs x and the output y . Instead, the **Information Lagrangian** of eq. (6) concerns the weights of the network, which are the bottleneck between the training dataset \mathcal{D} and inference on the future test distribution. Hence, it directly relates to the training process, the finite nature of the dataset, and can yield bounds on future performance. The Information Bottleneck for the weights was introduced by Achille & Soatto (2018), but in a more limited setting that did not allow the flexibility needed to establish the bounds we describe in this paper using the Fisher Information.

While the adapted prior of Proposition 3.3 allows computing an optimal generalization bound, it requires averaging with respect to all possible datasets, which in turn requires knowledge of the task distribution $\pi(\mathcal{D})$ and is, in general, unrealistic. At the other extreme, we can consider an uninformative prior. We remind the reader that this is an arbitrary choice and does not in any way imply or require that the actual prior or posterior distributions of the weights be Gaussian or isotropic.

Lemma 3.4 (The Fisher is a semi-definite approximation of the Hessian, Martens (2014, eq. 6 and Sect. 9.2)). *We have the following decomposition of the Hessian $H = \nabla_w^2 L_{\mathcal{D}}(w)$ of the loss function:*

$$H = F + \frac{1}{N} \sum_{(x,y) \in \mathcal{D}} \sum_{j=1}^k [\nabla_z L(y, z)|_{z=f_w(x)}]_j H_{[f]_j}, \quad (7)$$

where F is the Fisher Information matrix, $z = f_w(x)$ is the output of the network for the input x , $L(y, z) = -\sum_{j=1}^k \delta_{y,j} \log(z_j)$ is the cross-entropy loss for the input x , and $H_{[f]_j}$ is the Hessian of the j -th component of z . Then, if almost all training samples are predicted correctly, as we expect in a well-trained network, we have $\nabla_z L(y_i, z) \approx 0$ and $H \approx F$.

Proposition 3.5 (Fisher Information in the Weights). *Choose an isotropic Gaussian prior $P(w) \sim N(0, \lambda^2 I)$ and a Gaussian posterior $Q(w|\mathcal{D}) \sim N(w^*, \Sigma)$, centered at w^* , any local minimizer of the cross-entropy loss obtained with any optimization algorithm.*

1. For a sufficiently small β , the covariance Σ that minimizes $C_{\beta}(\mathcal{D}; P, Q)$ is

$$\Sigma^* = \frac{\beta}{2} \left(H + \frac{\beta}{2\lambda^2} I \right)^{-1}.$$

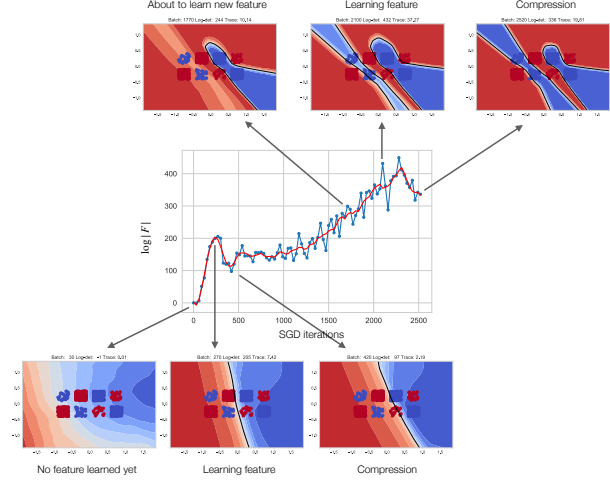


Figure 1. Plot of the log-determinant of the Fisher Information Matrix during training of a 3-layers fully connected network on a simple 2D binary classification task. As the network learns an increasingly complex classification boundary, the Fisher increases. Moreover, learning of a new feature corresponds to small bumps in the Fisher plot (see Appendix for details).

2. For $\Sigma = \Sigma^*$, the Information in the Weights is

$$\text{KL}(Q \| P) = \frac{1}{2} \log \left| H + \frac{\beta}{2\lambda^2} I \right| + \frac{1}{2} k \log \frac{2\lambda^2}{\beta} - k + \frac{1}{2\lambda^2} \left[\|w^*\|^2 + \text{tr} \left[\frac{\beta}{2} \left(H + \frac{\beta}{2\lambda^2} I \right)^{-1} \right] \right]. \quad (8)$$

3. If most training samples are predicted correctly, we get an estimate of eq. (8) by substituting $H \approx F$.

Remark 3.6. The above proposition assumes that the configuration of the weights which we are conceptually perturbing (“adding noise”) is a local minimum. Otherwise, there is no guarantee that H is positive definite, making the second-order approximation used in Proposition 3.5 invalid, since it suggests that perturbations along the negative directions can decrease the loss unboundedly. Following Martens (2014), we can use a more robust second-order approximation by ignoring the second part of eq. (7), hence using the Fisher as a stable positive semi-definite approximation of the curvature. Then eq. (8) gives an approximation which is valid at all points. The connection between Fisher and Hessian during training has also been studied by Littwin & Wolf (2020).

Remark 3.7 (Uninformative prior). It may be tempting to consider the limit of eq. (8) when $P(w)$ becomes an improper uniform prior ($\lambda \rightarrow \infty$), in which case the only relevant term is the log-determinant of the Fisher. However, there is an additional additive term $\log \lambda$ which diverges to infinity (as expected when using an improper prior). Variational problems such as the Information Lagrangian in

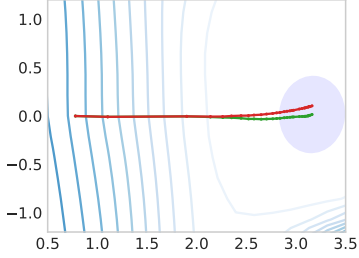


Figure 2. Stability, Fisher and Information. For a convolutional network, plot of the training path of two datasets (red and green lines) that differ by one single example, projected onto a plane. We used SGD as the training algorithm, with the same random seed and initialization for the two datasets. In blue are shown the level curves of the loss function. The amount of Shannon Information that SGD stores in the weights depends on the distance between the final points when training on a perturbed dataset (stability), and the Fisher Information Matrix (whose inverse is shown by the blue ellipse) measures the local curvature. In this case, the distance between the final points is small relative to the curvature, suggesting that SGD is not memorizing (overfitting) that sample.

eq. (2) may remain well-defined in this limit, as the minimizers are not affected by additive terms independent of $Q(w|\mathcal{D})$ (but see e.g. Molchanov et al. (2017); Hron et al. (2018) for possible pitfalls). However, bounds such as eq. (4) become vacuous and ill-defined in this limit.

In Figure 1 we plot the log-determinant of the Fisher during training of a simple multi-layer network on a toy binary classification problem, that shows the Fisher growing as the network is learning increasingly complex features, supporting the interpretation of the Fisher as a way of measuring the information contained in the model (see the Appendix for details). In Figure 4 we show a similar result for CIFAR-10.

3.3. Information in the Learning Dynamics

The PAC-Bayes bound, discussed in Section 3.1, shows how the Shannon Information of the weights controls generalization. In Section 4 we will see that the Fisher Information controls invariance of the activations. Can we just pick one measure of information and use it to characterize both generalization and invariance?

In principle, the Fisher can also be used in Theorem 3.2 to obtain generalization bounds; however, it is likely to yield a vacuous bound if used directly, as it is usually much larger than the optimal Shannon Information. In this section, we argue that, for a deep network trained with stochastic gradient descent on a given domain, Fisher and Shannon go hand-in-hand. Informally, this is suggested by the fact that: (i) The Fisher depends on the domain, but not on the labels, hence all tasks sharing the same domain share the same Fisher, (ii) SGD implicitly minimizes the Fisher, hence,

(iii) SGD tends to concentrate the solutions in a restricted area of low Fisher solutions, thus minimizing the Shannon Information.

While (i) follows directly from the definition of the Fisher Information Matrix (Section 2), (ii) is not immediate, as SGD does not explicitly minimize the Fisher. The result hinges on the fact that, by adding noise to the optimization process, SGD will tend to preferentially escape sharp minima, and hence, since the Fisher is a measure of the curvature of the loss function, it will evade solutions with high Fisher. We can formalize this reasoning using a slight reformulation of the Eyring–Kramers law (Berglund, 2011) for stochastic processes in the form of eq. (1), together with extensions to the anisotropic case recently obtained by Xie et al. (2020):

Proposition 3.8 (Berglund (2011), eq. 1.9). *Let w^* be a local minimizer of the loss function $L_{\mathcal{D}}(w^*)$. Consider the path γ joining w^* with any other minimum which has the least increase in the loss function. The point with the highest loss along the path is a saddle point w^s (the relevant saddle) with a single negative eigenvalue $\lambda_1(w^s)$. Then, in the limit of small step size η , the expected time for a stochastic gradient-based algorithm with isotropic noise to escape the minimum is given by*

$$\mathbb{E}[\tau] = \frac{2\pi}{|\lambda_1(w^s)|} e^{\frac{1}{T}(\mathcal{F}(w^s) - \mathcal{F}(w^*))},$$

where we have defined the free energy $\mathcal{F}(w) = L_{\mathcal{D}}(w) + \frac{T}{2} \log |F(w)|$, and $T \propto \eta/B$, where B is the batch size. In particular, increasing the “temperature” parameter T makes the stochastic optimization more likely to avoid minima with high Fisher Information.

Remark 3.9. The proposition above does not apply directly to SGD, since it assumes isotropic noise, although it is reasonable to assume a similar dependency of escape time on curvature for other stochastic optimization variants. In fact, recent work extends similar results to the case of anisotropic SGD noise (Xie et al., 2020; Cheng et al., 2019). Nonetheless, the tendency of SGD to converge preferentially to flatter minima as the temperature increases, which is the fact we need to establish the connection between the various information quantities in the rest of this paper, is what matters, and has been extensively studied empirically by Hochreiter & Schmidhuber (1997); Keskar et al. (2016); Chaudhari et al. (2017); Li et al. (2018); Dziugaite & Roy (2017).

For the purpose of our analysis, what matters of the claim above is not the numerical value of the expectation, which surely depends on the distribution of the noise, but its behavior as a function of the curvature, and hence the Fisher Information in the Weight. This dependency corroborates results showing that the optimization, rather than minimizing

directly the loss function, minimizes a *free energy* (Chaudhari et al., 2017), deriving them using different assumptions and highlighting the relation of such a free energy $\mathcal{F}(w) = L_{\mathcal{D}}(w) + \frac{T}{2} \log |F(w)|$ on the Fisher Information in the Weights. The slowing down corresponding to a large Fisher information has also been observed empirically in Achille et al. (2018).

We can now finally address (iii), connecting the Fisher Information with the Shannon, which are at face value unrelated. The proof leverages an approximation of the mutual information using the Fisher Information presented in Brunel & Nadal (1998).

Proposition 3.10 (Stochastic optimization links Shannon and Fisher Information). *Assume the space of datasets \mathcal{D} admits a differentiable parametrization.⁵ Assume that $p(\mathcal{D}|w)$ is concentrated along a single dataset (i.e., the one used for training), and choose $p(w|\mathcal{D}) \sim N(w^*, F(w^*)^{-1})$ where $w^* = w^*(\mathcal{D})$ are the mean weights obtained at the end of training on a dataset \mathcal{D} . Then we have the approximation*

$$I(w; \mathcal{D}) \approx H(\mathcal{D}) - \mathbb{E}_{\mathcal{D}} \left[\frac{1}{2} \log \left(\frac{(2\pi e)^k}{|\nabla_{\mathcal{D}} w^{*T} F_w(w^*) \nabla_{\mathcal{D}} w^*|} \right) \right]$$

where $H(\mathcal{D})$ is the entropy of \mathcal{D} , and we assume that $\nabla_{\mathcal{D}} F(w^*) \ll \nabla_{\mathcal{D}} w^*$.⁶ The term $\nabla_{\mathcal{D}} w^*$ is the Jacobian of the final point with respect to changes of the training set.

Note that the Gaussian choice for the post-distribution $p(w|\mathcal{D})$ is unrelated to the “noise” of the stochastic optimization scheme: One can pick any optimization method, including SGD, to arrive at a local minimum w^* . The set of perturbations that are indistinguishable from the input-output behavior of the trained network can be represented as a distribution $p(w|\mathcal{D})$, approximated to second-order using the curvature of the loss landscape, as if one added “noise” sampled from $N(0, F(w^*)^{-1})$ to the final solution. This makes it possible to talk about Shannon information, which would otherwise be degenerate. Notice that the norm $\|\nabla_{\mathcal{D}} w^*\|$ of the Jacobian $\nabla_{\mathcal{D}} w^*$ can be interpreted as a measure of the stability of SGD, that is, how much the final solution changes if the dataset is perturbed (Bousquet & Elisseeff, 2002; Hardt et al., 2015). Hence, reducing the Fisher $F(w^*)$ of the final weights found by SGD (i.e., the flatness of the minimum), or making SGD more stable, i.e., reducing $\nabla_{\mathcal{D}} w^*$, both reduce the mutual information $I(w; \mathcal{D})$, and hence improve generalization per the PAC-Bayes bound. In Figure 2, we show an example of the

these quantities computed for a convolutional network (see Appendix for details). Note that either stability or flatness alone may be insufficient to explain generalization and need to be considered together (see e.g. Dinh et al. (2017) for an example of sharp – but not necessarily stable – minima that generalize). Again, the use of a Gaussian post-distribution $p(w|\mathcal{D}) \sim N(w^*, F(w^*)^{-1})$ is unrelated to the noise distribution of the stochastic optimization. Rather, it corresponds to the best Gaussian approximation of the set of equivalent solutions under a second-order approximation of the loss function around the point where the optimization has converged.

4. The Role of Information in the Invariance of the Representation

If one is able to successfully train a DNN using SGD, the resulting weights should be optimal in the sense of sufficiency (w minimizes the training loss) and minimality (the weights have low Information, either Shannon’s or Fisher’s), as a representation of the training dataset \mathcal{D} . The PAC-Bayes Bound guarantees that, on average, sufficiency of weights – a representation of the training set – implies sufficiency of the activations – a representation of the input datum at test time. What we are missing is a guarantee that, in addition to being sufficient, the representation of the test datum is also minimal, that is the information in the *activations* is also minimized. Why do we care that the representation of future data be minimal? Because otherwise, if all we demand is sufficiency, we could just consider a trivial (identity) representation.⁷

One of our main contributions is to establish the connection between minimality of the weights and invariance of the activations, which resolves prior inconsistencies. First, for a fixed deterministic DNN, without stochasticity, we introduce the notion of *effective information* in the activations which, rather than measuring the information that an optimal decoder could extract from the activations, measures the information that the network effectively uses in order to classify. Using this definition, we show that *the Fisher Information in the Weights bounds both the Fisher and Shannon Information in the activations*.

⁵ For example by parametrizing the samples through the parameters of a generative models, or more generally using a differentiable sampling method to choose the samples of in the dataset.

⁶ That is, that the Fisher does not change much if we perturb the dataset slightly. This assumption is mainly to keep the expression uncluttered, and a similar result can be derived without this additional hypothesis.

⁷ After the training is complete, activations are a deterministic function of the input, so some information-theoretic quantities are degenerate. Achille & Soatto (2018) argue that the weights of a DNN should be considered as stochastic, where the stochasticity is imputed by the amount of information they store, and prove that the mutual information between activations and inputs is in fact upper-bounded by the Information in the Weights, considered as a noisy communication channel. A similar point of view was later taken by Goldfeld et al. (2018), who estimate mutual information under the hypothesis of inputs with isotropic noise. Both Achille & Soatto (2018) and Shwartz-Ziv & Tishby (2017) suggest connecting the noise in the weights and/or activations with the noise of SGD, although no formal connection has been established thus far.

Notice that we already related the Fisher Information to the noise of a stochastic optimization algorithm in [Proposition 3.8](#), or its non-isotropic extensions [Xie et al. \(2020\)](#) for the case of SGD.

4.1. Induced Stochasticity and Effective Information in the Activations

We denote with $z = f_w(x)$ the activations of a generic intermediate layer of a DNN, a deterministic function of x . According to the definition of Information in the Weights, small perturbations of uninformative weights cause small perturbations in the loss. Hence, information in the activations that is not preserved by such perturbations is not used by the classifier. This suggests the following definition.

Definition 4.1. (*Effective Information in the Activations*) Let w be the value of the weights, and let $n \sim N(0, \Sigma_w^*)$, with $\Sigma_w^* = \beta F^{-1}(w)$ be the perturbation minimizing [eq. \(2\)](#) at level β for an uninformative prior ([Proposition 3.5](#)). We call effective information (at level β) the amount of information about x that is not destroyed by the perturbation:

$$I_{\text{eff},\beta}(x; z) = I(x; z_n), \quad (9)$$

where $z_n = f_{w+n}(x)$ are the activations computed by the perturbed weights $w + n \sim N(w, \Sigma_w^*)$.

Using this definition, we obtain the following characterization of the information in the activations.

Proposition 4.2. *For small values of β we have:*

- (i) *The Fisher Information $F_{z|x} = \mathbb{E}_z[\nabla_x^2 \log p(z|x)]$ of the activations w.r.t. the inputs is:*

$$F_{z|x} = \frac{1}{\beta} \nabla_x f_w \cdot J_f F_w J_f^t \nabla_x f_w,$$

where $\nabla_x f_w(x)$ is the Jacobian of the representation given the input, and $J_f(x)$ is the Jacobian of the representation with respect to the weights. In particular, the Fisher of the activations goes to zero when the Fisher of the weights F_w goes to zero.

- (ii) *Under the hypothesis that, for any representation z , the distribution $p(x|z)$ of inputs that could generate it concentrates around its maximum, we have:*

$$I_{\text{eff},\beta}(x; z) \approx H(x) - \mathbb{E}_x \left[\frac{1}{2} \log \left(\frac{(2\pi e)^k}{|F_{z|x}|} \right) \right]. \quad (10)$$

Hence, by the previous point, when the Fisher Information of the weights decreases, the effective mutual information between inputs and activations also decreases.

By the previous proposition, decreasing the Fisher Information that the weights contain about the training set (which

can be done by increasing the noise of the stochastic optimization scheme) decreases the apparently unrelated effective information between inputs and activations at test time. Moreover, making $\nabla_x f_w(x)$ small, i.e., reducing the Lipschitz constant of the network, also reduces the effective information.

We say that a random variable n is a **nuisance** for the task y if n affects the input x but is not informative of y , i.e. $I(n, y) = 0$. We say that a representation z is maximally invariant to n if $I(z, n)$ is minimal among all sufficient representations, which are all⁸ the representations z that capture all the information about the task contained in the input, $I(z, y) = I(x, y)$. The following claim connects invariance to compression (minimality):

Proposition 4.3 ([Achille & Soatto \(2018\)](#), [Proposition 3.1](#)). *A representation z is maximally invariant to all nuisances at the same time if and only if $I(x, z)$ is minimal among sufficient representations.*

Together with [Proposition 4.2](#), this shows that a network which has minimal complexity (i.e., minimal Information in the Weights) is forced to learn a representation that is effectively invariant to nuisances; that is, invariance emerges naturally during training by reducing the amount of information stored in the weights.

5. Discussion

Once trained, deep neural networks are deterministic functions of their input, and we are interested in understanding what “information” they retain, what they discard, and how they process unseen data. Ideally, we would like them to process future data by retaining all that matters for the task (sufficiency) and discarding all that does not (nuisance variability), leading to invariance. But we do not have access to the test data, and the literature does not provide a rigorous or even formal connection between properties of the training set and invariance to nuisance variability in the test data.

This paper extends and develops results of [Achille & Soatto \(2018\)](#) and is, to the best of our knowledge, the first to define the information in a deep network, which is in the *weights* that represent the training set, in a way that connects it to generalization and invariance, which are properties of the activations of the test data. This Information in the Weights is neither Shannon’s (used in [Achille & Soatto \(2018\)](#)) nor Fisher’s, but a more general one that encompasses the two as special cases.

We leverage several existing results in the literature. The Information Lagrangian is introduced in [Achille & Soatto \(2018\)](#), but we extend it beyond Shannon Information,

⁸There are infinitely many, for instance the trivial function $z = x$, and any invertible function of it.

which presents some challenges when the source of stochasticity is not explicit. We draw on Fisher’s Information, that formalizes a notion of *sensitivity* of a set of parameters, and is not tied to a particular assumption or generative model. We leverage the PAC-Bayes bound to connect sufficiency of the weights to sufficiency of the activations, and establish a link between the minimality of the weights – that arises from the inductive bias of SGD when training deep networks – and the minimality of the activations.

We put the emphasis on the distinction between Information in the Weights, as done by Achille & Soatto (2018), and information in the activations, which several other information-theoretic approaches to Deep Learning have focused on. One pertains to representations of past data, which we can measure. The other pertains to desirable properties of future data, that we cannot measure, but we can bound. We provide a bound, exploiting the Fisher Information, which enables reasoning about “effective stochasticity” even if a network is a deterministic function.

Our results connect to generalization bounds through PAC-Bayes, and account for the finite nature of the training set, unlike several other information-theoretic approaches to Deep Learning that only provide results in expectation.

References

- Achille, A. and Soatto, S. Information dropout: Learning optimal representations through noisy computation. *ArXiv e-prints*, 2016.
- Achille, A. and Soatto, S. Emergence of invariance and disentanglement in deep representations. *Journal of Machine Learning Research*, 19(1):1947–1980, 2018. URL <http://arxiv.org/abs/1706.0135>.
- Achille, A., Mbeng, G., and Soatto, S. The Dynamics of Differential Learning I: Information-Dynamics and Task Reachability. *arXiv e-prints*, art. arXiv:1810.02440, October 2018.
- Achille, A., Paolini, G., Mbeng, G., and Soatto, S. The Information Complexity of Learning Tasks, their Structure and their Distance. *arXiv e-prints*, art. arXiv:1904.03292, Apr 2019.
- Achille, A., Rovere, M., and Soatto, S. Critical learning periods in deep networks. In *International Conference on Learning Representations*, 2019. URL <https://openreview.net/forum?id=BkeStsCcKQ>.
- Alemi, A. A., Fischer, I., Dillon, J. V., and Murphy, K. Deep variational information bottleneck. *arXiv preprint arXiv:1612.00410*, 2016.
- Asadi, A., Abbe, E., and Verdú, S. Chaining mutual information and tightening generalization bounds. In *Advances in Neural Information Processing Systems*, pp. 7234–7243, 2018.
- Berglund, N. Kramers’ law: Validity, derivations and generalisations. *arXiv preprint arXiv:1106.5799*, 2011.
- Bottou, L., Curtis, F. E., and Nocedal, J. Optimization methods for large-scale machine learning. *Siam Review*, 60(2):223–311, 2018.
- Bousquet, O. and Elisseeff, A. Stability and generalization. *Journal of machine learning research*, 2(Mar):499–526, 2002.
- Brunel, N. and Nadal, J.-P. Mutual information, fisher information, and population coding. *Neural computation*, 10(7):1731–1757, 1998.
- Burgess, C. P., Higgins, I., Pal, A., Matthey, L., Watters, N., Desjardins, G., and Lerchner, A. Understanding disentangling in β -vae. *NIPS Workshop on Learning Disentangled Representations*, 2017.
- Chaudhari, P. and Soatto, S. Stochastic gradient descent performs variational inference, converges to limit cycles for deep networks. In *International Conference of Learning and Representations*, 2018.
- Chaudhari, P., Choromanska, A., Soatto, S., LeCun, Y., Baldassi, C., Borgs, C., Chayes, J., Sagun, L., and Zecchina, R. Entropy-sgd: Biasing gradient descent into wide valleys. In *Proceedings of the International Conference on Learning Representations*, 2017.
- Cheng, X., Bartlett, P. L., and Jordan, M. I. Quantitative central limit theorems for discrete stochastic processes. *arXiv preprint arXiv:1902.00832*, 2019.
- Cover, T. M. and Thomas, J. A. *Elements of information theory*. John Wiley & Sons, 2012.
- Dinh, L., Pascanu, R., Bengio, S., and Bengio, Y. Sharp minima can generalize for deep nets. In *Proceedings of the 34th International Conference on Machine Learning-Volume 70*, pp. 1019–1028. JMLR. org, 2017.
- Dziugaite, G. K. and Roy, D. M. Computing nonvacuous generalization bounds for deep (stochastic) neural networks with many more parameters than training data. *Proceedings of the 33rd Conference on Uncertainty in Artificial Intelligence*, 2017.
- Fisher, R. A. Theory of statistical estimation. In *Mathematical Proceedings of the Cambridge Philosophical Society*, volume 22, pp. 700–725. Cambridge University Press, 1925.

- Goldfeld, Z., Berg, E. v. d., Greenewald, K., Melnyk, I., Nguyen, N., Kingsbury, B., and Polyanskiy, Y. Estimating information flow in neural networks. *arXiv preprint arXiv:1810.05728*, 2018.
- Hardt, M., Recht, B., and Singer, Y. Train faster, generalize better: Stability of stochastic gradient descent. *arXiv preprint arXiv:1509.01240*, 2015.
- Higgins, I., Matthey, L., Pal, A., Burgess, C., Glorot, X., Botvinick, M., Mohamed, S., and Lerchner, A. beta-vae: Learning basic visual concepts with a constrained variational framework. In *Proceedings of the 2nd International Conference on Learning Representations (ICLR)*, number 2014, 2013.
- Hinton, G. E. and Van Camp, D. Keeping the neural networks simple by minimizing the description length of the weights. In *Proceedings of the sixth annual conference on Computational learning theory*, pp. 5–13. ACM, 1993.
- Hochreiter, S. and Schmidhuber, J. Flat minima. *Neural Computation*, 9(1):1–42, 1997.
- Hron, J., Matthews, A. G. d. G., and Ghahramani, Z. Variational bayesian dropout: pitfalls and fixes. *International Conference of Machine Learning*, 2018.
- Hu, S. X., Champs-sur Marne, F., Moreno, P. G., Lawrence, N., and Damianou, A. β -bnn: A rate-distortion perspective on bayesian neural networks. *NeurIPS Bayesian Deep Learning Workshop*, 2018.
- Keskar, N. S., Mudigere, D., Nocedal, J., Smelyanskiy, M., and Tang, P. T. P. On large-batch training for deep learning: Generalization gap and sharp minima. *arXiv preprint arXiv:1609.04836*, 2016.
- Kingma, D. P., Salimans, T., and Welling, M. Variational dropout and the local reparameterization trick. In *Advances in Neural Information Processing Systems*, pp. 2575–2583, 2015.
- Li, H., Xu, Z., Taylor, G., Studer, C., and Goldstein, T. Visualizing the loss landscape of neural nets. In *Advances in Neural Information Processing Systems*, pp. 6391–6401, 2018.
- Li, Q., Tai, C., and E, W. Stochastic modified equations and adaptive stochastic gradient algorithms. *International Conference on Machine Learning*, pp. 2101–2110, 2017.
- Littwin, E. and Wolf, L. On the convex behavior of deep neural networks in relation to the layers’ width. *arXiv preprint arXiv:2001.04878*, 2020.
- Malagò, L. and Pistone, G. Information geometry of the gaussian distribution in view of stochastic optimization. In *Proceedings of the 2015 ACM Conference on Foundations of Genetic Algorithms XIII*, pp. 150–162, 2015.
- Martens, J. New insights and perspectives on the natural gradient method. *arXiv preprint arXiv:1412.1193*, 2014.
- McAllester, D. A pac-bayesian tutorial with a dropout bound. *arXiv preprint arXiv:1307.2118*, 2013.
- Molchanov, D., Ashukha, A., and Vetrov, D. Variational dropout sparsifies deep neural networks. *arXiv preprint arXiv:1701.05369*, 2017.
- Negrea, J., Haghifam, M., Dziugaite, G. K., Khisti, A., and Roy, D. M. Information-theoretic generalization bounds for sgld via data-dependent estimates. In *Advances in Neural Information Processing Systems*, pp. 11013–11023, 2019.
- Pensia, A., Jog, V., and Loh, P.-L. Generalization error bounds for noisy, iterative algorithms. In *2018 IEEE International Symposium on Information Theory (ISIT)*, pp. 546–550. IEEE, 2018.
- Rezende, D. J. and Viola, F. Taming vaes. *arXiv preprint arXiv:1810.00597*, 2018.
- Russo, D. and Zou, J. How much does your data exploration overfit? controlling bias via information usage. *IEEE Transactions on Information Theory*, 66(1):302–323, 2019.
- Saxe, A. M., Bansal, Y., Dapello, J., Advani, M., Kolchinsky, A., Tracey, B. D., and Cox, D. D. On the information bottleneck theory of deep learning. *International Conference of Learning Representations*, 2018.
- Shannon, C. E. A mathematical theory of communication. *Bell system technical journal*, 27(3):379–423, 1948.
- Shwartz-Ziv, R. and Tishby, N. Opening the Black Box of Deep Neural Networks via Information. *arXiv e-prints*, art. arXiv:1703.00810, Mar 2017.
- Springenberg, J. T., Dosovitskiy, A., Brox, T., and Riedmiller, M. Striving for simplicity: The all convolutional net. *arXiv preprint arXiv:1412.6806*, 2014.
- Tishby, N. and Zaslavsky, N. Deep learning and the information bottleneck principle. In *Information Theory Workshop (ITW), 2015 IEEE*, pp. 1–5. IEEE, 2015.
- Tishby, N., Pereira, F. C., and Bialek, W. The information bottleneck method. *The 37th annual Allerton Conference on Communication, Control, and Computing*, pp. 368–377, 1999.

Xie, Z., Sato, I., and Sugiyama, M. A diffusion theory for deep learning dynamics: Stochastic gradient descent escapes from sharp minima exponentially fast. *arXiv preprint arXiv:2002.03495*, 2020.

Xu, A. and Raginsky, M. Information-theoretic analysis of generalization capability of learning algorithms. In *Advances in Neural Information Processing Systems*, pp. 2524–2533, 2017.

A. Empirical validation

Relation between curvature, Fisher and Shannon Information. In this section, we want to empirically verify the link between Fisher Information and Shannon Information in a model trained with SGD, as explored in Section 3.3. Our main objective is to verify that decreasing the Fisher Information (which can be done by changing the hyperparameters of SGD, in particular the batch size and learning rate, see Proposition 3.8), does indeed decrease the Shannon Information (Figure 3, center). It is known in general that the Fisher Information can be used to upper-bound the Shannon Information (recall from Section 3.2 that the Shannon Information is the minimum attainable). However, we show empirically here that even for a simple 1D example this bound is remarkably loose (by orders of magnitude). A stronger connection between Fisher and Shannon can be obtained from Proposition 3.10.

In general, computing the Shannon Information $I(\mathcal{D}; w)$ between a dataset \mathcal{D} and the parameters w of a model is not tractable. However, here we show an example of a simple model that can be trained with SGD, replicates some of the aspects typical of the loss landscape of DNNs, and for which both Shannon and Fisher Information can be estimated easily. According to our predictions in Section 3.3, Figure 3 shows that (center) increasing the temperature of SGD, for example by reducing the batch sizes, reduces both the Fisher and the Shannon Information of the weights (Proposition 3.10), and (left) this is due to the solution discovered by SGD concentrating in areas of low Fisher Information of the loss landscape when the temperature is increased (Proposition 3.8).

The toy model is implemented as follow. The dataset $\mathcal{D} = \{x_i\}_{i=1}^N$, with $N = 100$, is generated by sampling a mean $\mu \sim \text{Unif}[-1, 1]$ and sampling $x_i \sim N(\mu, 1)$. The task is to regress the mean of the dataset by minimizing the loss $L_{\mathcal{D}} = \frac{1}{N} \sum_{i=1}^N (x_i - \phi(\theta))^2$, where θ are the model parameters (weights) and ϕ is some fixed parametrization. To simulate the over-parametrization and complex loss landscape of a DNN, we pick $\phi(\theta)$ as in Figure 3 (right). Notice in particular that multiple value of θ will give the same $\phi(\theta)$: This ensures that the loss function has many equivalent minima. However, these minima will have different sharpness, and hence Fisher Information, due to $\phi(\theta)$ being more sharp near the origin. Proposition 3.8 suggests that SGD is more likely to converge to the minima with low Fisher Information. This is confirmed in Figure 3 (left), which shows the marginal end point over all datasets \mathcal{D} and SGD trainings. Having found the marginal $Q(w)$ over all training and datasets, we can compute the the Shannon Information $I(\mathcal{D}; \theta) = \mathbb{E}_{\mathcal{D}}[\text{KL}(Q(w|\mathcal{D}) \| Q(w))]$. Note that we take $Q(w|\mathcal{D}) = N(w^*, F^{-1})$, where w^* is the minimum recovered by SGD at the end of training and F^{-1} is minimum

variance of the estimation, which is given by the Cramér-Rao bound. The (log-determinant of) Fisher-Information can instead easily be computed in closed form given the loss function $L_{\mathcal{D}}$. In Figure 3 (center) we show how these quantities change as the batch size B varies. Notice that when $B = N = 100$, the algorithm reduces to standard gradient descent, which maintains the largest information in the weights.

The value of the Fisher Information cannot be directly compared to the Shannon Information, since it is defined modulo an additive constant due to the improper prior. However, using a proper Gaussian prior that leads to the lowest expected value, we obtain a value of the “Gaussian” Information in the Weights between 4000-5000 nats, versus the ~ 4 nats of the Shannon Information: minimizing a much larger (Fisher) bound, SGD can still implicitly minimize the optimal Shannon bound.

Stability, Fisher and Information. In Figure 2, we show in a simple case the relation between stability of the training SGD path to perturbations of the dataset (the term $\nabla_{\mathcal{D}} w^*$ in Proposition 3.10) and the geometry of the loss landscape (the curvature, approximated by $F(w)$ at convergence). The plot was obtained by pre-training an All-CNN architecture (Springenberg et al., 2014) on the MNIST digits 2 to 9. We pre-train the network for 10 epochs, and we fix the final point as the network initialization. We then train with SGD (learning rate 0.01, momentum 0.9, weight decay 0.0005) on the binary classification dataset \mathcal{D} obtained by restricting to the previously unseen digits 0 and 1. This gives us the first training path, shown in green. We then slightly perturb the dataset \mathcal{D} by replacing a single sample (picked at random) with another sample in the dataset. This gives us a perturbed dataset \mathcal{D}' . We then train with the same settings and same random seed on this dataset, which gives us a slightly perturbed training curve (shown in red). The difference between the final point of the two curves is an approximation of $\nabla_{\mathcal{D}} w^*$ and is related to the notion of stability of SGD (Hardt et al., 2015). To plot the curves, we project the high-dimensional weights to the 2D plane connecting the initial point and the end points of the two curves. We then compute the diagonal of the Fisher Information Matrix, project it to this plane obtaining a 2x2 matrix, and plot its inverse as an ellipse. Thus, the axes of the ellipse show the curvature of the loss function along the plane (large axes means low curvature). In this context, Proposition 3.10 can be interpreted as saying that if the perturbation of the final point due to any perturbation of the dataset is small compared to the curvature of the loss at that point, then the amount of information contained in the weights is also small.

Fisher Information and dynamics of feature learning. We now investigate how the amount of information in the

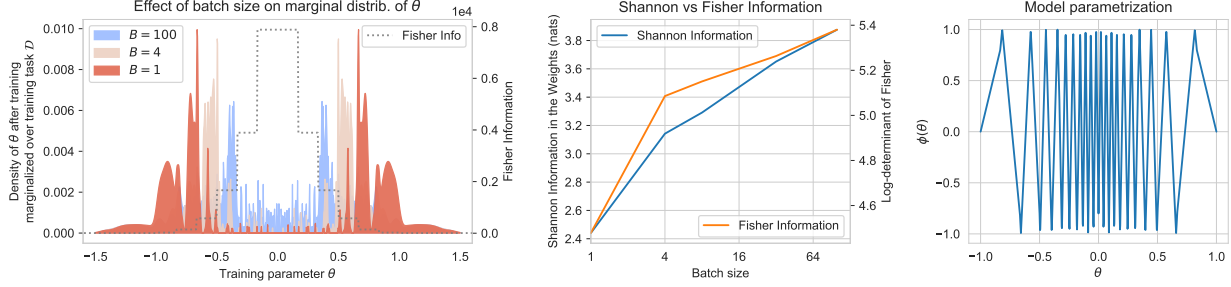


Figure 3. Relation between curvature, Fisher and Shannon Information. (Left) Plot of the marginal distribution of the parameter w at the end of training, marginalized over all possible training tasks \mathcal{D} , as the batch size B of SGD changes. As the batch size gets smaller, SGD shifts farther away from areas with high Fisher Information (dotted line), supporting Proposition 3.8. (Center) Effect of the batch size on the Information in the Weights. Remarkably, while changing the batch size should only affect the Fisher Information, it also reduces the Shannon Information of the weights following the same qualitative dependence, in support of Proposition 3.10. (Right) Redundant parametrization $\phi(\theta)$ used in the experiment to emulate some of the key properties of the loss landscape of deep networks.

weights of a deep neural network changes during training, in particular to see whether changes in the Fisher Information correspond to the network learning features of increasing complexity. In Figure 1 we train a 3-layer fully connected network on a simple classification problem of 2D points and plot both the Fisher and the classification boundaries during training. Since the network is relatively small, in this experiment we compute the Fisher matrix directly from the definition. As different features are learned, we observe corresponding “bumps” in the Fisher Information matrix. This is compatible with the hypothesis advanced by Achille et al. (2019), whereby feature learning may correspond to crossing a narrow bottleneck (high curvature, and high Fisher) in the loss landscape, followed by a compression phase as the network moves away toward flatter area of the loss landscape. Note that “phase transitions” in feature learning – where a feature is suddenly learned, following a period in which the representation is relatively stable – are also observed when analyzing activations, rather than the weights, from an information theoretic point of view (Burgess et al., 2017; Rezende & Viola, 2018). The concordance of the two analyses brings supports to the connection we develop in Proposition 4.2.

Fisher Information for CIFAR-10. In this section, we show the trade-off between amount of Information in the Weights, complexity of the task (Figure 4, right), and value of β (Figure 4, left) on a more realistic problem. More precisely, we validate our predictions on a larger scale off-the-shelf ResNet-18 trained on CIFAR-10 with SGD (with momentum 0.9, weight decay 0.0005, and annealing the learning rate by 0.97 per epoch).

First, we compute the Fisher Information (more precisely, its trace) at the end of training for different values of the batch size (and hence of the “temperature” of SGD). In

accordance with Proposition 3.8, Figure 4 (left) shows that after 30 epochs of training the networks with low batch size have a much lower Fisher Information. Second, to check whether the Fisher Information correlates with the amount of information contained in the dataset, we train only on some of the classes of CIFAR-10. Intuitively, the dataset with only 2 classes should contain less information than the dataset with 10 classes, and correspondingly the Fisher Information in the Weights should be smaller. We confirm this prediction in Figure 4 (right).

B. Proofs

Proof of Proposition 3.3. For a fixed training algorithm $A : \mathcal{D} \mapsto Q(w|\mathcal{D})$, we want to find the prior $P^*(w)$ that minimizes the expected complexity of the data:

$$\begin{aligned} P^*(w) &= \operatorname{argmin}_{P(w)} \mathbb{E}_{\mathcal{D}}[C(\mathcal{D})] \\ &= \operatorname{argmin}_{P(w)} \left[\mathbb{E}_{\mathcal{D}}[L_{\mathcal{D}}(p_w)] \right. \\ &\quad \left. + \mathbb{E}_{\mathcal{D}}[\text{KL}(Q(w|\mathcal{D}) \| P(w))] \right] \end{aligned}$$

Notice that only the second term depends on $P(w)$. Let $Q(w) = \mathbb{E}_{\mathcal{D}}[Q(w|\mathcal{D})]$ be the marginal distribution of w , averaged over all possible training datasets. We have

$$\begin{aligned} \mathbb{E}_{\mathcal{D}}[\text{KL}(Q(w|\mathcal{D}) \| P(w))] &= \mathbb{E}_{\mathcal{D}}[\text{KL}(Q(w|\mathcal{D}) \| Q(w))] \\ &\quad + \mathbb{E}_{\mathcal{D}}[\text{KL}(Q(w) \| P(w))]. \end{aligned}$$

Since the KL divergence is always positive, the optimal “adapted” prior is given by $P^*(w) = Q(w)$, i.e. the marginal distribution of w over all datasets. Finally, by definition of Shannon’s mutual information, we get

$$\begin{aligned} I(w; \mathcal{D}) &= \text{KL}(Q(w|\mathcal{D}) \pi(\mathcal{D}) \| Q(w) \pi(\mathcal{D})) \\ &= \mathbb{E}_{\mathcal{D} \sim \pi(\mathcal{D})}[\text{KL}(Q(w|\mathcal{D}) \| Q(w))]. \quad \square \end{aligned}$$

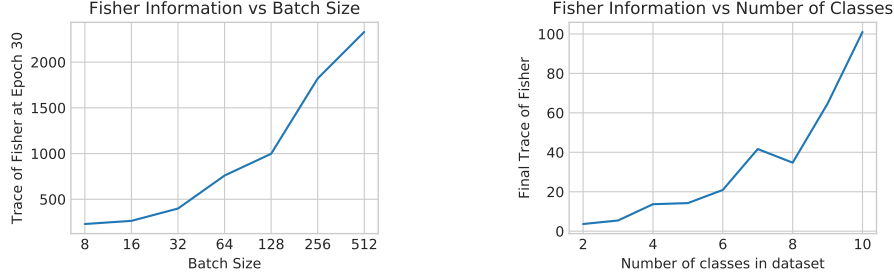


Figure 4. **Fisher Information in CIFAR-10.** (Left) Trace of the Fisher Information in the weights of a ResNet-18, after 30 epochs of training on CIFAR-10, for different values of the batch size. A smaller batch size yields a smaller Fisher Information, supporting Proposition 3.8. (Right) Fisher Information at the end of the training on a subset of CIFAR-10 with only the first k classes: After training on fewer classes, the network has less Information in the Weights, suggesting that the Information in the Weight has a semantic role.

Proof of Proposition 3.5. Since both $P(w)$ and $Q(w|\mathcal{D})$ are Gaussian distributions, the KL divergence can be written as

$$\text{KL}(Q \| P) = \frac{1}{2} \left[\frac{\|w^*\|^2}{\lambda^2} + \frac{1}{\lambda^2} \text{tr}(\Sigma) + k \log \lambda^2 - \log |\Sigma| - k \right],$$

where k is the number of components of w . Since $\Sigma \propto \beta$, for a small β the gaussian distribution $Q(w|\mathcal{D})$ is concentrated in a sufficiently small neighbourhood of w^* , in which case a quadratic approximation of $L_{\mathcal{D}}$ holds. Thus, expanding $L_{\mathcal{D}}(w)$ to the second order around w^* we obtain:

$$\begin{aligned} C_{\beta}(\mathcal{D}; P, Q) &\simeq L_{\mathcal{D}}(p_{w^*}) + \text{tr}(H\Sigma) \\ &+ \frac{\beta}{2} \left[\frac{\|w^*\|^2}{\lambda^2} + \frac{1}{\lambda^2} \text{tr}(\Sigma) + k \log \lambda^2 \right. \\ &\left. - \log |\Sigma| - k \right]. \end{aligned}$$

The gradient with respect to Σ is

$$\frac{\partial C_{\beta}(\mathcal{D}; P, Q)}{\partial \Sigma} = \left[H + \frac{\beta}{2\lambda^2} I - \frac{\beta}{2} \Sigma^{-1} \right]^{\top}.$$

Setting it to zero, we obtain the minimizer $\Sigma^* = \frac{\beta}{2} (H + \frac{\beta}{2\lambda^2} I)^{-1}$.

We obtain the second part by substituting $\Sigma = \Sigma^*$ in the expression for $\text{KL}(Q \| P)$, and the third part by applying Lemma 3.4. \square

Proof of Proposition 3.10. It is shown in Brunel & Nadal (1998) that, given two random variables x and y , and assuming that $p(x|y)$ is concentrated around its MAP, the

following approximation holds:

$$I(x; y) \approx H(x) - \mathbb{E}_x \left[\frac{1}{2} \log \left(\frac{(2\pi e)^k}{|F_{y|x}|} \right) \right], \quad (11)$$

where $F_{y|x} = \mathbb{E}_{y \sim p(y|x)} [-\nabla_x^2 \log p(y|x)]$ is the Fisher Information that x has about y , and k is the number of components of x . We want to apply this approximation to $I(w; \mathcal{D})$, using the distribution $p(w|\mathcal{D}) = N(w^*(\mathcal{D}), F(w^*(\mathcal{D}))^{-1})$. Hence, we need to compute the Fisher Information $F_{w|\mathcal{D}}$ that the dataset has about the weights. Recall that, for a normal distribution $N(\mu(\theta), \Sigma(\theta))$, the Fisher Information is given by (Malagò & Pistone, 2015):

$$F_{m,n} = \partial_{\theta_m} \mu^t \Sigma^{-1} \partial_{\theta_n} \mu + \frac{1}{2} \text{tr} (\Sigma^{-1} (\partial_{\theta_m} \Sigma) \Sigma^{-1} (\partial_{\theta_n} \Sigma)).$$

Using this expression in our case, and noticing that by our assumptions we can ignore the second part, we obtain:

$$F_{w|\mathcal{D}} = \nabla_{\mathcal{D}} w^{*t} F_w(w^*) \nabla_{\mathcal{D}} w^*,$$

which we can insert in eq. (11) to obtain:

$$\begin{aligned} I(w; \mathcal{D}) &\approx H(\mathcal{D}) - \mathbb{E}_{\mathcal{D}} \left[\frac{1}{2} \log \left(\frac{(2\pi e)^k}{|F_{w|\mathcal{D}}|} \right) \right] \\ &= H(\mathcal{D}) - \mathbb{E}_{\mathcal{D}} \left[\frac{1}{2} \log \left(\frac{(2\pi e)^k}{|\nabla_{\mathcal{D}} w^{*t} F_w(w^*) \nabla_{\mathcal{D}} w^*|} \right) \right]. \end{aligned}$$

\square

Proof of Proposition 4.2. (1) We need to compute the Fisher Information between z_n and x , that is:

$$F_{z|x} = \mathbb{E}_{z \sim p(z|x)} \left[-\nabla_x^2 \log p(z = f_w(x)|x) \right].$$

In the limit of small β , and hence small n , we expand $z_n = f_{w+n}(x)$ to the first order about w as follows:

$$z_n = f_{w+n}(x) + J_f \cdot n + o(\|n\|)$$

where J_f is the Jacobian of $f_w(x)$ seen as a function of w , with $\dim(J_f) = \dim z \times \dim w$. Hence, given that $n \sim N(0, \Sigma_w^*)$, we obtain that z given x approximately follows the distribution $p(z_n|x) \sim N(f_w(x), J_f \Sigma_w^* J_f^t)$.

We can now plug this into the expression for $F_{z|x}$ and compute:

$$\begin{aligned} F_{z|x} &= \mathbb{E}_{z \sim p(z|x)} \left[-\nabla_x^2 \log p(z_n|x) \right] \\ &= \frac{1}{2} \mathbb{E}_{z \sim p(z|x)} \left[\nabla_x^2 \left[(z - m(x))^t \Sigma(x)^{-1} (z - m(x)) \right. \right. \\ &\quad \left. \left. + \log |\Sigma(x)| \right] \right] \\ &= \nabla_x f_w \cdot \Sigma_w^{-1} \nabla_x f_w. \end{aligned}$$

(2) We now proceed to estimate the Shannon mutual information $I(z; x)$ between activations and inputs. In general, this does not have a closed form solution, rather we use again the approximation of [Brunel & Nadal \(1998\)](#) as done in the proof of [Proposition 3.10](#). Doing so we obtain:

$$\begin{aligned} I_{\text{eff}}(x; z) &\approx H(x) - \mathbb{E}_x \left[\frac{1}{2} \log \left(\frac{(2\pi e)^k}{|F_{z|x}|} \right) \right] \\ &\approx H(x) - \mathbb{E}_x \left[\frac{1}{2} \log \left(\frac{(2\pi e T)^k}{|\nabla_x f_w \cdot J_f F_{\mathbf{w}} J_f^t \nabla_x f_w|} \right) \right]. \end{aligned}$$

□