

# Specification and Reactive Synthesis of Robust Controllers

Paritosh K. Pandya<sup>1</sup> and Amol Wakankar<sup>2</sup>

<sup>1</sup> Tata Institute of Fundamental Research, Mumbai 400005, India.

pandya@tifr.res.in

<sup>2</sup> Homi Bhabha National Institute, Mumbai 400094, India.

amolk@barc.gov.in

**Abstract.** This paper investigates the synthesis of robust controllers from logical specification of regular properties given in an interval temporal logic QDDC. Our specification encompasses both *hard robustness* and *soft robustness*. Here, *hard robustness* guarantees invariance of commitment under user specified *relaxed (weakened) assumptions*. A systematic framework for logically specifying the assumption weakening by means of a formula, called Robustness criterion, is presented. The *soft robustness* pertains to the ability of the controller to maintain the commitment for as many inputs as possible, irrespective of any assumption. We present a uniform method for the synthesis of a robust controller which guarantees the specified hard robustness and it optimizes the specified soft robustness. The method is implemented using a tool DCSynth, which provides soft requirement optimized controller synthesis. Through the case study of a synchronous bus arbiter, we experimentally show the impact of hard robustness criteria as well as soft robustness on the ability of the synthesized controllers to meet the commitment “as much as possible”. Both, the worst-case and the expected case behaviors are analyzed.

## 1 Introduction

In this paper we consider automatic synthesis of robust controllers from regular specification given using an interval temporal logic QDDC (Quantified Discrete Duration Calculus) [13]. A regular property  $D$  conceptually specifies a deterministic finite automaton  $A(D)$  over finite words. The property holds at a point in behavior if the past of the point is accepted by  $A(D)$ . Such properties hold intermittently in the behaviour. QDDC is a highly succinct and powerful logic for specifying regular properties [11]. Formally, QDDC has the expressive power of regular languages.

A controller specification consists of a pair of QDDC formulas  $(D_A, D_C)$  giving the specification of *assumption* and *commitment*, respectively. A standard correctness criterion, termed BeCorrect [3], mandates that in all the behaviour of the synthesized controller, the commitment  $D_C$  should hold invariantly provided the assumption  $D_A$  holds invariantly. This can be denoted as  $(pref(D_A) \Rightarrow pref(D_C))$ . Here  $pref(D)$  holds at a point in behaviour if the regular property  $D$  has been invariantly true in the past.

*Robustness* pertains to the ability of  $D_C$  holding even when  $D_A$  does not hold invariantly in the past [3]. A *relaxed assumption*  $Rb(D_A)$  specifies weaker condition than  $pref(D_A)$  and a robust specification can be given by the formula  $(Rb(D_A) \Rightarrow D_C)$  that should be satisfied invariantly. Thus,  $D_C$  should hold whenever the relaxed assumption  $Rb(D_A)$  holds. We term this as **hard robustness**. For example, given integer parameters  $k$  and  $b$ , the relaxed assumption  $LenCntInt(D_A, k, b)$  holds at a point  $i$  if the assumption  $D_A$  is violated at most  $k$  times in the interval  $[i - (b + 1), i]$  spanning  $b$  previous cycles from the current point  $i$ . The controller synthesized under the relaxed assumption  $LenCntInt(D_A, k, b)$  would be more robust as it will tolerate upto  $k$  assumption violations in recent past.

As a complementary notion of robustness, we propose **soft robustness**, which pertains to the ability of a controller to meet  $D_C$  even when the relaxed assumption  $Rb(D_A)$  does not hold. The controller synthesis technique should try to satisfy  $D_C$  “as much as possible” irrespective of the assumption [4]. Note that soft robustness is a global optimization problem [1]. For example, the commitment  $D_C$  may be such that satisfying  $D_C$  at a current point may prevent it from holding at most points in future. Hence the controller must choose not to satisfy it at the current point.

We structure the formulation of relaxed assumption  $Rb(D_A)$  (used to provide hard robustness) as a pair  $(Rb(A), D_A)$  where  $D_A$  is the concrete assumption formulated by the user. **Robustness criterion**  $Rb(A)$ , which is a QDDC formula over a fresh proposition  $A$ , specifies a generic method of relaxing any assumption  $D_A$ . A notion of cascade composition  $Rb(A) \ll Ind(D_A, A)$  (formalized in this paper using logic QDDC), gives us the desired relaxed assumption formula  $Rb(D_A)$ . We develop a theory of robustness criteria and its impact on the robustness of resulting controllers by defining *dominance* relation between them.

We show that logic QDDC can be used to conveniently and systematically formulate a wide variety of robustness criteria  $Rb(A)$ . The interval logic modalities, bounded counting constraints and second order quantification features of logic QDDC are particularly helpful in the formulation of various robustness criteria. We provide a list of several useful robustness criteria, spanning some existing as well as novel notions.

Thus, we have a logic based specification of hard robustness. We can order these robustness criterion by their weakness (in logical implication order). We show that a weaker robustness criterion specifies a more robust controller. Hence, to get improved hard robustness, the designer must relax the concrete assumption  $D_A$  with the weakest robustness criterion for which the controller remains realizable. We will illustrate this design aspect in our case studies.

Using the framework of soft requirement guided synthesis implemented in a tool DCSynth [18], we give a method to synthesize robust controller which guarantees the hard robustness and it optimizes the soft robustness. Tool DCSynth uses techniques from optimal control of Markov Decision Processes [1, 14] for optimizing the expected value of soft robustness.

We show the impact of hard and soft robustness on the ability of the synthesized controller to maintain the desired commitment  $D_C$  for as many inputs as possible. We give the case studies of a Synchronous bus arbiter (and a Mine pump controller specification in Appendix B). Our experiments show that soft robustness greatly improves the *expected value* of the commitment holding on random independent and identically distributed (iid) inputs. Moreover, hard robustness gives the worst case guarantees on meeting the commitments. Indeed we get multiple controllers with the same expected value of the commitment  $D_C$  over random (iid) inputs. But these controllers satisfy  $D_C$  for incomparable sets of inputs (under the subset ordering). These controllers guarantee  $D_C$  under diverse relaxed assumptions, thus providing distinct hard guarantees. Thus, our synthesis technique, combining the hard and the soft robustness, seems useful.

The rest of the paper is arranged as follows. Section 2 describes syntax and semantics of the Logic QDDC and the necessary definitions for robust controller synthesis. Section 3 gives the syntax of DCSynth specification and brief outline of synthesis method. Section 4 introduces the theory of robust specifications and its controller synthesis. Section 5 describes Arbiter case study and the corresponding experimental results. In Section 6, we conclude the paper with major contribution and related work.

## 2 Quantified Discrete Duration Calculus (QDDC) Logic

Let  $PV$  be a finite non-empty set of propositional variables. Let  $\sigma$  a non-empty finite word over the alphabet  $2^{PV}$ . It has the form  $\sigma = P_0 \cdots P_n$  where  $P_i \subseteq PV$  for each  $i \in \{0, \dots, n\}$ . Let  $len(\sigma) = n + 1$ ,  $dom(\sigma) = \{0, \dots, n\}$ ,  $\sigma[i, j] = P_i \cdots P_j$  and  $\sigma[i] = P_i$ .

The syntax of a *propositional formula* over variables  $PV$  is given by:

$$\varphi := false \mid true \mid p \in PV \mid !\varphi \mid \varphi \ \&\& \ \varphi \mid \varphi \ || \ \varphi$$

with  $\&\&$ ,  $||$ ,  $!$  denoting conjunction, dis-junction and negation, respectively. Operators such as  $\Rightarrow$  and  $\Leftrightarrow$  are defined as usual. Let  $\Omega(PV)$  be the set of all propositional formulas over variables  $PV$ . Let  $i \in dom(\sigma)$ . Then the satisfaction of propositional formula  $\varphi$  at point  $i$ , denoted  $\sigma, i \models \varphi$  is defined as usual and omitted here for brevity.

The syntax of a QDDC formula over variables  $PV$  is given by:

$$D := \langle \varphi \rangle \mid [\varphi] \mid [[\varphi]] \mid D \ \sim \ D \mid !D \mid D \ || \ D \mid D \ \&\& \ D \\ ex \ p. \ D \mid all \ p. \ D \mid slen \ \bowtie \ c \mid scount \ \varphi \ \bowtie \ c \mid sdur \ \varphi \ \bowtie \ c$$

where  $\varphi \in \Omega(PV)$ ,  $p \in PV$ ,  $c \in \mathbb{N}$  and  $\bowtie \in \{<, \leq, =, \geq, >\}$ .

An *interval* over a word  $\sigma$  is of the form  $[b, e]$  where  $b, e \in dom(\sigma)$  and  $b \leq e$ . Let  $Intv(\sigma)$  be the set of all intervals over  $\sigma$ . Let  $\sigma$  be a word over  $2^{PV}$  and let  $[b, e] \in Intv(\sigma)$  be an interval. Then the satisfaction relation of a QDDC formula  $D$  over  $\Sigma$  and interval  $[b, e]$  written as  $\sigma, [b, e] \models D$ , is defined inductively

as follows:

$$\begin{aligned}
\sigma, [b, e] \models \langle \varphi \rangle & \text{ iff } b = e \text{ and } \sigma, b \models \varphi, \\
\sigma, [b, e] \models [\varphi] & \text{ iff } b < e \text{ and } \forall b \leq i < e : \sigma, i \models \varphi, \\
\sigma, [b, e] \models [[\varphi]] & \text{ iff } \forall b \leq i \leq e : \sigma, i \models \varphi, \\
\sigma, [b, e] \models \{\{\varphi\}\} & \text{ iff } e = b + 1 \text{ and } \sigma, b \models \varphi, \\
\sigma, [b, e] \models D_1 \sim D_2 & \text{ iff } \exists b \leq i \leq e : \sigma, [b, i] \models D_1 \text{ and } \sigma, [i, e] \models D_2,
\end{aligned}$$

with Boolean combinations  $!D$ ,  $D_1 \parallel D_2$  and  $D_1 \&\& D_2$  defined in the expected way. We call word  $\sigma'$  a  $p$ -variant,  $p \in PV$ , of a word  $\sigma$  if  $\forall i \in \text{dom}(\sigma), \forall q \neq p : q \in \sigma'[i] \Leftrightarrow q \in \sigma[i]$ . Then  $\sigma, [b, e] \models \text{ex } p. D \Leftrightarrow \sigma', [b, e] \models D$  for some  $p$ -variant  $\sigma'$  of  $\sigma$  and  $(\text{all } p. D) \Leftrightarrow (!\text{ex } p. !D)$ .

Entities *slen*, *scount* and *sdur* are called *terms*. The term *slen* gives the length of the interval in which it is measured, *scount*  $\varphi$  where  $\varphi \in \Omega(PV)$ , counts the number of positions including the last point in the interval under consideration where  $\varphi$  holds, and *sdur*  $\varphi$  gives the number of positions excluding the last point in the interval where  $\varphi$  holds. Formally, for  $\varphi \in \Omega(PV)$  we have  $\text{slen}(\sigma, [b, e]) = e - b$ ,  $\text{scount}(\sigma, \varphi, [b, e]) = \sum_{i=b}^{i=e} \left\{ \begin{array}{l} 1, \text{ if } \sigma, i \models \varphi, \\ 0, \text{ otherwise.} \end{array} \right\}$  and

$$\text{sdur}(\sigma, \varphi, [b, e]) = \sum_{i=b}^{i=e-1} \left\{ \begin{array}{l} 1, \text{ if } \sigma, i \models \varphi, \\ 0, \text{ otherwise.} \end{array} \right\}$$

We also define the following derived constructs:  $pt = \langle true \rangle$ ,  $\text{ext} = !pt$ ,  $\langle \rangle \mathbf{D} = true \sim D \sim true$ ,  $\llbracket D \rrbracket = (!\langle \rangle !D)$  and  $\mathbf{pref}(\mathbf{D}) = !( \llbracket D \rrbracket \sim true )$ . Thus,  $\sigma, [b, e] \models \llbracket D \rrbracket$  iff  $\sigma, [b', e'] \models D$  for all sub-intervals  $b \leq b' \leq e' \leq e$  and  $\sigma, [b, e] \models \mathbf{pref}(D)$  iff  $\sigma, [b, e'] \models D$  for all prefix intervals  $b \leq e' \leq e$ .

Finally, we define  $\sigma, i \models D$  iff  $\sigma, [0, i] \models D$ , and  $\sigma \models D$  iff  $\sigma, [0, \text{len}(\sigma)-1] \models D$  and  $L(D) = \{\sigma \mid \sigma \models D\}$ , the set of behaviours accepted by  $D$ . Let  $D$  be valid, denoted  $\models_{dc} D$ , iff  $L(D) = (2^{PV})^+$ .

**Theorem 1.** [13] *For every formula  $D$  over variables  $PV$  we can construct a Deterministic Finite Automaton (DFA)  $\mathcal{A}(D)$  over alphabet  $2^{PV}$  such that  $L(\mathcal{A}(D)) = L(D)$ . We call  $\mathcal{A}(D)$  a formula automaton for  $D$  or the monitor automaton for  $D$ .  $\square$*

A tool DCVALID implements this formula automaton construction in an efficient manner by internally using the tool MONA [8]. It gives *minimal, deterministic* automaton (DFA) for the formula  $D$ . We omit the details here. However, the reader may refer to several papers on QDDC for detailed description and examples of QDDC specifications as well as its model checking tool DCVALID [11–13].

## 2.1 Supervisors and Controllers

Now we consider QDDC formulas and automata where variables  $PV = I \cup O$  are partitioned into disjoint sets of input variables  $I$  and output variables  $O$ . We show how Mealy machines can be represented as special form of Deterministic finite automata (DFA). Supervisors and controllers are Mealy machines with special properties. This representation allows us to use the MONA DFA library [8] to efficiently compute supervisors and controllers in our tool DCSynth.

**Definition 1 (Output-nondeterministic Mealy Machines).** A total and Deterministic Finite Automaton (DFA) over input-output alphabet  $\Sigma = 2^I \times 2^O$  is a tuple  $A = (Q, \Sigma, s, \delta, F)$ , as usual, with  $\delta : Q \times 2^I \times 2^O \rightarrow Q$ . An **output-nondeterministic Mealy machine** is a DFA with a unique reject (or non-final) state  $r$  which is a sink state i.e.  $F = Q - \{r\}$  and  $\delta(r, i, o) = r$  for all  $i \in 2^I, o \in 2^O$ .  $\square$

Intuition is that the transitions from  $q \in F$  to  $r$  are forbidden (and kept only for making the DFA total). Language of any such Mealy machine is prefix-closed. Recall that for a Mealy machine,  $F = Q - \{r\}$ . A Mealy machine is **deterministic** if  $\forall s \in F, \forall i \in 2^I, \exists$  at most one  $o \in 2^O$  s.t.  $\delta(s, i, o) \neq r$ . An output-nondeterministic Mealy machine is called **non-blocking** if  $\forall s \in F, \forall i \in 2^I \exists o \in 2^I$  s.t.  $\delta(s, i, o) \in F$ . It follows that for all input sequences a non-blocking Mealy machine can produce one or more output sequence without ever getting into the reject state.

For a Mealy machine  $M$  over variables  $(I, O)$ , its language  $L(M) \subseteq (2^I \times 2^O)^*$ . A word  $\sigma \in L(M)$  can also be represented as pair  $(ii, oo) \in ((2^I)^*, (2^O)^*)$  such that  $\sigma[k] = ii[k] \cup oo[k], \forall k \in \text{dom}(\sigma)$ . Here  $\sigma, ii, oo$  must have the same length. We will not distinguish between  $\sigma$  and  $(ii, oo)$  in the rest of the paper. Also, for any input sequence  $ii \in (2^I)^*$ , we will define  $M[ii] = \{oo \mid (ii, oo) \in L(M)\}$ .

**Definition 2 (Controllers and Supervisors).** An output-nondeterministic Mealy machine which is non-blocking is called a **supervisor**. A deterministic supervisor is called a **controller**.  $\square$

The non-deterministic choice of outputs in a supervisor denotes unresolved decision. The determinism ordering below allows supervisors to be refined into controllers.

**Definition 3 (Determinism Order and Sub-supervisor).** Given two supervisors  $Sup_1, Sup_2$  we say that  $Sup_2$  is more deterministic than  $Sup_1$ , denoted  $Sup_1 \leq_{det} Sup_2$ , iff  $L(Sup_2) \subseteq L(Sup_1)$ . We call  $Sup_2$  to be a sub-supervisor of  $Sup_1$ .  $\square$

Note that being supervisors, they are both non-blocking, and hence  $\emptyset \subset Sup_2[ii] \subseteq Sup_1[ii]$  for any  $ii \in (2^I)^*$ . The supervisor  $Sup_2$  may make use of additional memory for resolving and pruning the non-determinism in  $Sup_1$ .

**Definition 4 (Must Dominance).** Given a supervisor  $Sup$  and a QDDC formula  $D$ , both over input-output alphabet  $(I, O)$ , let the set of must-satisfying inputs  $MustInp(Sup, D) = \{ii \in (2^I)^+ \mid \forall oo. ((ii, oo) \in L(Sup) \Rightarrow (ii, oo) \models_{dc} D)\}$ . Given two supervisors  $Sup_1, Sup_2$  and a QDDC formula  $D$ , we say that  $Sup_2$  must dominates  $Sup_1$  w.r.t.  $D$ , denoted by  $Sup_1 \leq_{must}^D Sup_2$ , iff  $MustInp(Sup_1, D) \subseteq MustInp(Sup_2, D)$ .  $\square$

The following proposition states that any arbitrary resolution of non-determinism in supervisors preserves the must-guarantees.

**Proposition 1.**  $Sup_1 \leq_{det} Sup_2$  implies that  $Sup_1 \leq_{must}^D Sup_2$  for any  $D \in QDDC$ .  $\square$

For technical convenience, we define a notion of *indicator variable* for a QDDC formula (regular property). The idea is that the indicator variable  $w$  witnesses the truth of a formula  $D$  at any point in execution. Thus,  $Ind(D, w) = pref(EP(w) \Leftrightarrow D)$ . Here,  $\mathbf{EP}(w) = (true^{\langle w \rangle})$ , i.e.  $EP(w)$  holds at a point if variable  $w$  is true at that point. Hence,  $w$  will be *true* exactly on those points where  $D$  is *true*. These indicator variables can be used as auxiliary propositions in another formula using the notion of cascade composition  $\ll$  defined below.

**Definition 5 (Cascade Composition).** Let  $D_1, \dots, D_k$  be QDDC formulas over input-output variables  $(I, O)$  and let  $W = \{w_1, \dots, w_k\}$  be the corresponding set of fresh indicator variables i.e.  $(I \cup O) \cap W = \emptyset$ . Let  $D$  be a formula over variables  $(I \cup O \cup W)$ . Then, the cascade composition  $\ll$  and its equivalent QDDC formula are as follows:

$$D \ll \langle Ind(D_1, w_1), \dots, Ind(D_k, w_k) \rangle = D \wedge \bigwedge_{1 \leq i \leq k} pref(EP(w_i) \Leftrightarrow D_i)$$

This composition gives a formula over input-output variables  $(I, O \cup W)$ .  $\square$

Cascade composition provides a useful ability to modularize a formula using auxiliary propositions  $W$  which witness regular properties given as QDDC formulas.

*Example 1.* Let  $Rb(A) = (\mathbf{scount} \ !A \leq 3)$  which holds at a point provided the proposition  $A$  is false at most 3 times in entire past. Let formula  $D' = true^{\langle !req \rangle} (slen=1) \ || \ true^{\langle ack \rangle}$  which holds at a point provided either the current point satisfies  $ack$  or the previous point does not satisfy  $req$ . Then,  $Rb(A) \ll Ind(D', A)$  is equivalent to the formula  $(\mathbf{scount} \ !A \leq 3) \ \&\& \ pref(EP(A) \leq D')$ . This states that at each point,  $A$  holds provided  $D'$  holds, and the whole formula holds provided count of  $!A$  in past is at-most 3. Thus the whole formula holds provided  $D'$  is false at most 3 times in the entire past.  $\square$

### 3 DCSynth Specification and Controller Synthesis

This section gives a brief overview of the soft requirement guided controller synthesis method from QDDC formulas. More details can be found in the original paper [18]. The method is implemented in a tool DCSynth. This method and the tool will be used for robust controller synthesis in the subsequent sections.

**Definition 6.** A supervisor  $Sup$  realizes invariance of QDDC formula  $D$  over variables  $(I, O)$ , denoted as **Sup realizes inv D**, provided  $L(Sup) \subseteq L(D)$ . Recall that, by the definition of supervisors,  $Sup$  must be non-blocking. The supervisor  $Sup$  is called **maximally permissive** provided for any supervisor  $Sup'$  such that ( $Sup'$  realizes **inv D**) we have  $Sup \leq_{det} Sup'$ . Thus, no other supervisor with larger languages realizes the invariance of  $D$ . This  $Sup$  is unique upto language equivalence of automata, and the minimum state maximally permissive supervisor is denoted  $MPS(D)$ .  $\square$

A well-known greatest fixed point algorithm for safety synthesis over  $A(D)$  gives us  $MPS(D)$  if it is realizable. We omit the details here (see [18]).

**Proposition 2 (MPS Monotonicity).** *Given QDDC formulas  $D_1$  and  $D_2$  over variables  $(I, O)$  such that  $\models_{dc} (D_1 \Rightarrow D_2)$ , we have:*

- $MPS(D_2) \leq_{det} MPS(D_1)$ , and
- If  $MPS(D_1)$  is realizable then  $MPS(D_2)$  is also realizable. □

A **DCSynth specification** is a tuple  $(I, O, D^h, D^s)$  where  $I$  and  $O$  are the set of *input* and *output* variables, respectively. Formula  $D^h$ , called the *hard requirement*, and formula  $D^s$ , called the *soft requirement*, are QDDC formulas over the set of propositions  $PV = I \cup O$ . The objective in DCSynth is to synthesize a deterministic controller which (a) **invariantly** satisfies the hard requirement  $D^h$ , and (b) **optimally** satisfies  $D^s$  for as many inputs as possible.

The DCSynth specification  $(I, O, D^h, D^s)$  is said to be realizable iff  $MPS(D^h)$  is realizable (i.e. it exist). The synthesis method first computes  $MPS(D^h)$ . In the next step a sub-supervisor of  $MPS(D^h)$  which satisfies  $D^s$  for “as many inputs as possible” is computed. This is formalized using a notion of  $H$ -optimality w.r.t. the soft requirement  $D^s$ . Let  $H$  be a natural number called horizon. We construct a sub-supervisor of  $MPS(D^s)$  by pruning non-deterministic choice of outputs by retaining only the outputs which give the highest expected count of (intermittent) occurrence of  $D^s$  over the next  $H$  steps of execution. This count is averaged over all input sequences of length  $H$ . A well known value-iteration algorithm due to Bellman [1], adapted from optimal strategy synthesis for Markov Decision Processes, gives us the required sub-supervisor. Book [14] gives a proof of  $H$ -optimality of the value iteration algorithm and resulting supervisor. This construction is implemented in our tool DCSynth. See [18] for details of the algorithm and its symbolic BDD based implementation. The resulting sub-supervisor is denoted by  $MPHOS(D^h, D^s, H)$ . As  $MPHOS$  is obtained by pruning non-deterministic outputs in  $MPS$ , we have the following proposition [18].

**Proposition 3.**  $MPS(D^h) \leq_{det} MPHOS(D^h, D^s, H)$  □

Using Proposition 1, this shows that  $MPHOS$  retains all the must-guarantees of  $MPS(D^h)$ . Hence,  $MPHOS(D^h, D^s, H)$  invariantly satisfies  $D^h$  and by construction it is  $H$ -optimal w.r.t  $D^s$ . Note that  $MPHOS(D^h, D^s, H)$  itself can be non-deterministic as from a state and on a given input there may be more than one choice of  $H$ -optimal output. All of these optimal choices are retained in  $MPHOS$ , giving the **maximally permissive**  $H$ -optimal sub-supervisor of  $MPS(D^h)$  w.r.t.  $D^s$ . Any controller obtained by arbitrarily resolving the non-determinism in  $MPHOS(D^h, D^s, H)$  is also  $H$ -optimal. In tool DCSynth, we allow users to specify a preference ordering  $Ord$  on the set of outputs  $2^O$ . Any supervisor  $Sup$  can be determinized by retaining only the highest ordered output amongst those permitted by  $Sup$ . This is denoted  $Det_{Ord}(Sup)$ . In tool DCSynth, the output ordering is specified by giving a lexicographically ordered list of output variable literals. This facility is used to determinize  $MPHOS(D^h, D^s, H)$  and  $MPS(D^h)$  supervisors as required.

*Example 2.* For a supervisor  $Sup$  over variables  $(I, \{o_1, o_2\})$ , an output ordering can be given as list  $(o_1 > !o_2)$ . Then, the determinization step will select the highest allowed output in from  $(o_1 = true, o_2 = false)$ ,  $(o_1 = true, o_2 = true)$ ,  $(o_1 = false, o_2 = false)$ ,  $(o_1 = false, o_2 = true)$  in that order. This choice is made for each state and each input.  $\square$

In summary, given a DCSynth specification  $(I, O, D^h, D^s)$ , a horizon value  $H$  and a preference ordering  $ord$  on outputs  $2^O$ , the tool DCSynth outputs maximally permissive supervisors  $MPS(D^h)$  and  $MPHOS(D^h, D^s, H)$  as well as deterministic controllers  $Det_{Ord}(MPS(D^h))$  and  $Det_{ord}(MPHOS(D^h, D^s, H))$ .

## 4 Specification and Synthesis of robust controllers

This section introduces the notion of robustness and controller synthesis from Robust Specification. The reader is urged to re-look at the explanation and motivation for robust specification given in the Introduction section 1. We define the **Robust specification** as a triple  $(D_A, D_C, Rb(A))$ , where the QDDC formulas  $D_A$  and  $D_C$  specify regular properties over input-output alphabet  $(I, O)$  representing the *assumption* and the *commitment*. Moreover,  $\mathbf{Rb}(A)$  is a formula over an indicator variable  $A$ . Formula  $Rb(A)$  is called a **Robustness criterion**. It specifies a generic method for relaxing any arbitrary assumption formula  $D_A$ .

Given a robustness criterion  $Rb(A)$  and concrete assumption formula  $D_A$ , we make use of the cascade composition (see Definition 5) to get the *relaxed assumption* under which the commitment must hold. The desired relaxed assumption is given by

$$Rb(A) \ll Ind(D_A, A)$$

which results in a QDDC formula over the input-output variables  $(I, O \cup \{A\})$ . See Example 1.

The *Robust specification*  $(D_A, D_C, Rb(A))$  gives us the *DCSynth specification* below, which is denoted by  $Rb_{Spec}(D_A, D_C, Rb(A))$ .

$$(I, (O \cup \{A\}), ((Rb(A) \ll Ind(D_A, A)) \Rightarrow D_C), D_C) \quad (1)$$

The hard requirement states that the commitment  $D_C$  **must** hold whenever the relaxed assumption  $Rb(A) \ll Ind(D_A, A)$  holds. Moreover, it specifies  $D_C$  as the soft-requirement. The controller must be **optimized** so that the soft requirement holds for as many inputs as possible, irrespective of the assumption.

### 4.1 Synthesis from Robust Specification

The robust controller synthesis method supported by tool DCSynth is as follows.

- The user provides the *Robust specification*  $(D_A, D_C, Rb(A))$ . The user also provides a horizon value  $H$ .
- The corresponding DCSynth specification is automatically obtained as outlined in Equation 1. The tool DCSynth is used to obtain  $MPS$  and  $MPHOS$  supervisors as described in Section 3. These supervisors are denoted as  $MPS(D_A, D_C, Rb(A))$  and  $MPHOS(D_A, D_C, Rb(A), H)$  respectively. Both



these supervisors may be output non-deterministic. The reader should recall that the *MPS* supervisor only guarantees the hard-robustness, whereas the *MPHOS* supervisor further improves *MPS* by optimizing the soft-robustness (while retaining hard-robustness guarantee).

- The user specifies an output order *ord* as a prioritized list of output literals. This is used to get the deterministic controllers  $Det_{ord}(MPS(D_A, D_C, Rb(A)))$  and  $Det_{ord}(MPHOS(D_A, D_C, Rb(A), H))$ , respectively.

## 4.2 Designing and Comparing Robustness Criteria

A key element of our robust specification  $(D_A, D_C, Rb(A))$  is the robustness criterion  $Rb(A)$ . It provides a generic method of relaxing the assumption  $D_A$ . In this section we study how to compare two robustness criteria. We also formulate some methods for systematic design of robustness criteria.

Given robustness criteria  $Rb_1(A)$  and  $Rb_2(A)$ , we say that  $Rb_1(A)$  implies  $Rb_2$  provided  $\models_{dc} Rb_1(A) \Rightarrow Rb_2(A)$ . This gives us the **implication ordering** on robustness criteria. The following theorem shows that implication ordering improves the worst case guarantee of  $D_C$  holding but it makes supervisors less realizable.

**Theorem 2.** *Let  $\models_{dc} Rb^1(A) \Rightarrow Rb^2(A)$ . Then for all QDDC formulas  $D_A, D_C$ , we have*

- (a)  $MPS(D_A, D_C, Rb^1(A)) \leq_{must}^{D_C} MPS(D_A, D_C, Rb^2(A))$ .
- (b) *If the specification  $(D_A, D_C, Rb^2(A))$  is realizable then the specification  $(D_A, D_C, Rb^1(A))$  is also realizable.*

*Proof.* For  $1 \leq i \leq 2$ , we have  $MPS(D_A, D_C, Rb^i(A))$  equals  $MPS(\phi_i)$  where  $\phi_i = ((Rb^i(A) \wedge pref(EP(A) \Leftrightarrow D_A)) \Rightarrow D_C)$ . Now, as  $\models_{dc} Rb^1(A) \Rightarrow Rb^2(A)$ , we have  $\models_{dc} (Rb^2(A) \Rightarrow D_C) \Rightarrow (Rb^1(A) \Rightarrow D_C)$  and hence  $\models_{dc} ((Rb^2(A) \wedge D) \Rightarrow D_C) \Rightarrow ((Rb^1(A) \wedge D) \Rightarrow D_C)$  for any formula  $D$ . Thus  $\models_{dc} \phi_2 \Rightarrow \phi_1$ . Then, by Proposition 2, we have  $MPS(\phi_1) \leq_{det} MPS(\phi_2)$ . From this, by applying proposition 1, we get the desired result  $MPS(\phi_1) \leq_{must}^{D_C} MPS(\phi_2)$ . We also get (b).  $\square$

**Error-Types: Defining Intervals with Assumption Errors.** Let proposition  $A$  designate points in behaviour where assumption is satisfied. In terms of this, we define Erroneous intervals by giving Error-type formulas. For examples, intervals with at least three violations of  $A$  can be given by `(scount !A >=3)`.

- Intervals where  $A$  does not hold at the end-point.  
`LocalErr(A) = (true^<!A>)`
- Intervals having more that  $k$  assumption violations `(!A)`.  
`CountErr(A,k) = (scount !A > k)`.
- Burst error interval is an interval where the assumption proposition  $A$  remains false invariantly. So, the intervals where there is burst error of length more than  $k$  is given by the formula `BurstErr(A,k) = ([[!A]] && slen >= k)`. The intervals containing a subinterval with `BurstError(A,k)` are given by `HasBurstErr(A,k) = (<>(BurstErr(A,k)))`.

- We define an interval to be a recovery interval, if  $A$  is invariantly *true* in that interval. Its length is called *recovery period*. Intervals where all recovery periods are of length less than  $b$  is denoted by  
 $\text{HasNoRecovery}(A, b) = (\llbracket \llbracket A \rrbracket \rrbracket \Rightarrow \text{slen} < b-1)$   
Given an error-type formula  $Err$  (one of the above items), we define *recovery error* as the intervals having underlying error  $Err$ , but without a recovery interval of length  $b$ .  
 $\text{RecoveryErr}(b, Err) = (Err \ \&\& \ \text{HasNoRecovery}(A, b))$

Each formula in the above list is called an *Error-type* formula.

**Proposition 4.** For all Error-type formulas  $Err, Err_1$  and  $Err_2$  we have

- (a)  $\models_{dc} \text{BurstErr}(A, k) \Rightarrow \text{HasBurstErr}(A, k)$
- (b)  $\models_{dc} \text{HasBurstErr}(A, k) \Rightarrow \text{CountErr}(A, k)$
- (c) If  $j < k$  then  $\models_{dc} \text{CountErr}(A, k) \Rightarrow \text{CountErr}(A, j)$  and  
 $\models_{dc} \text{HasBurstErr}(A, k) \Rightarrow \text{HasBurstErr}(A, j)$
- (d)  $\models_{dc} \text{RecoveryErr}(b, Err) \Rightarrow Err$
- (e) If  $\models_{dc} Err_1 \Rightarrow Err_2$  then  
 $\models_{dc} \text{RecoveryErr}(b, Err_1) \Rightarrow \text{RecoveryErr}(b, Err_2)$

*Proof.* These implications hold straightforwardly using the QDDC semantics. For example,  $\text{RecoveryErr}(b, Err) = \text{HasNoRecovery}(A, b) \ \&\& \ Err$  (by definition). This logically implies  $Err$  giving us (d). We omit the remaining proofs.  $\square$

**Error-Scope: Restricting the Occurrence of Errorneous Intervals** Let  $Err$  be any of the Error-type formulas giving erroneous intervals. We now specify the restrictions on occurrence of these errors by suitable QDDC formulas. These are called *Error-scope* formulas. They are parameterized by  $Err$ .

- The error never occurs in past for any interval.  
 $\text{NeverInPast}(Err) = !\langle \rangle Err$ .
- Error does not occur in any suffix interval.  
 $\text{NeverInSuffix}(Err) = !(true \hat{\ } Err)$
- Error does not occur in past in any interval of  $b$  or less cycles.  
 $\text{NeverInPastLen}(b, Err) = !\langle \rangle (\text{slen} \leq b-1 \ \&\& \ Err)$
- Error does not occur in an interval spanning last  $b$  or less cycles.  
 $\text{NeverInSuffixLen}(b, Err) = !(true \hat{\ } ((\text{slen} \leq b-1) \ \&\& \ Err))$

**Proposition 5.** For any Error-type formula  $Err, Err_1$  and  $Err_2$  we have

- (a)  $\models_{dc} \text{NeverInPast}(Err) \Rightarrow \text{NeverInSuffix}(Err)$
- (b)  $\models_{dc} \text{NeverInPastLen}(b, Err) \Rightarrow \text{NeverInSuffixLen}(b, Err)$
- (c)  $\models_{dc} \text{NeverInPast}(Err) \Rightarrow \text{NeverInPastLen}(b, Err)$
- (d)  $\models_{dc} \text{NeverInSuffix}(Err) \Rightarrow \text{NeverInSuffixLen}(b, Err)$
- (e) For any scope formula  $SCP(Err)$  defined above, we have  
if  $\models_{dc} Err_1 \Rightarrow Err_2$ , then  $\models_{dc} SCP(Err_2) \Rightarrow SCP(Err_1)$

*Proof.* The proofs of these implications are immediate from definitions using QDDC semantics. For example,  $(true \hat{\ } Err)$  implies  $(true \hat{\ } Err \hat{\ } true)$  which equals  $\langle \rangle Err$  by QDDC. Hence,  $\text{NeverInPast}(Err)$  which equals  $!\langle \rangle Err$  implies  $!(true \hat{\ } Err)$  which equals  $\text{NeverInSuffix}(Err)$ . This gives us (a).

As a second example,  $NeverInPast(Err) = (!\langle \rangle(Err))$  (by definition), which implies  $!\langle \rangle((slen \leq (b - 1)) \&\& Err)$ . This, by definition, equals the formula,  $NeverInPastLen(b, Err)$ . Hence we get (c). We omit the remaining proofs.  $\square$

**Table 1.** Robustness criteria  $Rb(A)$  defined using Error-types and Error-Scope formulas. There may use additional integer parameters  $K, B$ .

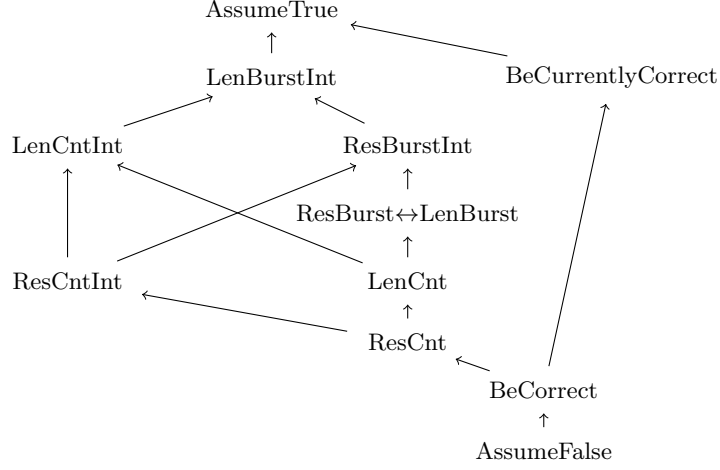
| Robustness Criterion  | Definition of $Rb(A)$                             |
|-----------------------|---|
| AssumeFalse(A)        | (false)   |
| BeCorrect(A)          | NeverInPast(LocalErr(A))                          |
| BeCurrentlyCorrect(A) | NeverInSuffix(LocalErr(A))                        |
| ResCnt(A,K,B)         | (NeverInPast(RecoveryErr(B, CountErr(A,K))))      |
| ResCntInt(A,K,B)      | (NeverInSuffix(RecoveryErr(B, CountErr(A,K))))    |
| ResBurst(A,K,B)       | (NeverInPast(RecoveryErr(B, HasBurstErr(A,K))))   |
| ResBurstInt(A,K,B)    | (NeverInSuffix(RecoveryErr(B, HasBurstErr(A,K)))) |
| LenCnt(A,K,B)         | (NeverInPastLen(B, CountErr(A,K)))                |
| LenCntInt(A,K,B)      | (NeverInSuffixLen(B, CountErr(A,K)))              |
| LenBurst(A,K,B)       | (NeverInPastLen(B, HasBurstErr(A,K)))             |
| LenBurstInt(A,K,B)    | (NeverInSuffixLen(B, HasBurstErr(A,K)))           |
| AssumeTrue(A)         | (true)  |

We combine various *Error-type* formulas with *Error-scope* formulas (defined above) to obtain a wide variety of *Robustness Criteria*. These are tabulated in Table 1. These provide users with diverse ways of achieving robust specification. We give a brief intuitive description of some of the defined criteria.

- Criterion **BeCorrect(A)** holds at a point if  $!A$  never occurs in its past. By contrast **BeCurrentlyCorrect(A)** holds at a point (irrespective of the past) if  $A$  holds at the point. Thus, the later is implied by the former.
- Criterion **LenCntInt(A,K,B)** with integer parameters  $K, B$  holds at a point  $i$  provided in last  $B$  cycles from  $i$ , violation  $!A$  occurs at most  $k$  times. The past beyond last  $B$  cycles does not affect its truth.
- A resilient controller recovers from past errors provided  $A$  holds continuously for  $B$  cycles (such an interval is called a recovery interval). The criterion **ResCntInt(A,K,B)** holds at a point provided after the last recovery interval the count of violation of  $A$  is at most  $k$ .
- A burst error of length  $K$  is said to occurs if  $!A$  occurs continuously for  $K$  points. Criterion **LenBurstInt(A,K,B)** holds at point  $i$  provided in last  $B$  cycles before  $i$  there is no burst error of length  $K$ .

The robustness criteria can be ordered by **implication ordering** which also improves the hard robustness of the synthesized controller (See Theorem 2). Figure 1 gives the implication ordering between the robustness criteria of Table 1. Hence, in specification  $(D_A, D_C, Rb(A))$ , the user must use the weakest criterion

(under the implication ordering) from the Figure 1 which makes the specification realizable.



**Fig. 1.** Implication order on the robustness criteria of Table 1. Here  $A \rightarrow B$  denotes the validity  $\models_{dc} A \Rightarrow B$ .

**Theorem 3.** *All the implications given in Figure 1 are valid.*

*Proof.* The proofs of these implications follow easily from the definitions of the robustness criteria by using propositions 4 and 5. As an example, we prove that  $\models_{dc} BeCorrect(A) \Rightarrow BeCurrentlyCorrect(A)$ .

Formula  $BeCorrect(A)$  equals (by definition)  $NeverInPast(LocalErr(A))$ , which by Proposition 5(a) implies  $NeverInSuffix(LocalErr(A))$  which by definition equals  $BeCurrentlyCorrect(A)$ , thus proving the claim.

As a second example, we prove that  $\models_{dc} ResCntInt(A) \Rightarrow ResBurstInt(A)$ . We have  $\models_{dc} HasBurstErr(A, k) \Rightarrow CountErr(A, k)$  by Proposition 4(b). Thus,  $\models_{dc} RecoveryErr(b, HasBurstErr(A, k)) \Rightarrow RecoveryErr(b, CountErr(A, k))$  by Prop 4(e). Then, using Prop. 5(e) and instantiating  $SCP$  by  $NeverInSuffix$ , we get  $\models_{dc} NeverInSuffix(RecoveryErr(b, CountErr(A, k))) \Rightarrow NeverInSuffix(RecoveryErr(b, HasBurstError(A, k)))$ . This proves the result. We omit the remaining proofs.  $\square$

## 5 Case Study: A Synchronous Bus Arbiter

An  $n$ -cell synchronous bus arbiter has inputs  $\{req_i\}$  and outputs  $\{ack_i\}$  where  $1 \leq i \leq n$ . In any cycle, a subset of  $\{req_i\}$  is true and the controller must set one of the corresponding  $ack_i$  to true. The arbiter **commitment**,  $ArbCommmit(n, k)$ , is the conjunction of the following four properties.

$$\begin{aligned}
Mutex(n) &= true^{\wedge} \langle \bigwedge_{i \neq j} \neg(ack_i \wedge ack_j) \rangle \\
NoLoss(n) &= true^{\wedge} \langle (\bigvee_i req_i) \Rightarrow (\bigvee_j ack_j) \rangle \\
NoSpurious(n) &= true^{\wedge} \langle \bigwedge_i (ack_i \Rightarrow req_i) \rangle \\
Response(n, k) &= (\bigwedge_{1 \leq i \leq n} (Resp(req_i, ack_i, k))) \quad \text{where} \\
Resp(req, ack, k) &= true^{\wedge} (\langle [req] \rangle \&\& (slen = (k - 1))) \Rightarrow \\
& \quad true^{\wedge} (scount \ ack > 0 \ \&\& \ (slen = (k - 1)))
\end{aligned} \tag{2}$$

In QDDC, The formula  $true^{\wedge} \langle P \rangle$  holds at a point  $i$  in execution if the  $P$  holds at that point. Thus, the formula  $Mutex(n)$  gives mutual exclusion of acknowledgments;  $NoLoss(n)$  states that if there is at least one request then there must be an acknowledgment; and  $NoSpurious(n)$  states that acknowledgment is only given to a requesting cell. Formula  $true^{\wedge} (\langle [req] \rangle \&\& (slen = (k - 1)))$  states that in the last  $k$  cycles  $req$  is invariantly true. Similarly, the formula  $true^{\wedge} (scount \ ack > 0 \ \&\& \ (slen = (k - 1)))$  states that in last  $k$  cycles the  $ack$  has been  $true$  at least once. Then, the formula  $Resp(req, ack, k)$  states that if  $req$  has been continuously true in last  $k$  cycles, there must be at least one  $ack$  within last  $k$  cycles. So,  $Response(n, k)$  says that each cell requesting continuously for last  $k$  cycles must get an acknowledgment within last  $k$  cycles.

A controller can invariantly satisfy  $ArbCommit(n, k)$  if  $n \leq k$ . Tool DCSynth gives us a concrete controller for the instance ( $D^h = ArbCommit(6, 6)$ ,  $D^s = true$ ). It is easy to see that there is no controller which can invariantly satisfy  $ArbCommit(n, k)$  if  $k < n$ . Consider the case when all  $req_i$  are continuously true. Then, it is not possible to give response to every cell in less than  $n$  cycles due to mutual exclusion of  $req_i$ .

To handle such desirable but unrealizable requirement we make an assumption. Let the proposition  $Atmost(n, i)$  be defined as  $\forall S \subseteq \{1 \dots n\}, |S| \leq i. \bigwedge_{j \notin S} \neg req_j$ . It states that at most  $i$  out of total  $n$  requests can be true simultaneously. Then, the **arbiter assumption** is the formula  $ArbAssume(n, i) = true^{\wedge} \langle Atmost(n, i) \rangle$ , which states that  $Atmost(n, i)$  holds at the current cycle.

So the specification for the synchronous arbiter is an assumption-commitment pair ( $ArbAssume(n, i), ArbCommit(n, k)$ ), which is denoted by  $Arbiter(n, k, i)$ . Figure 2 in Appendix A gives the textual syntax for the robust specification ( $Arbiter(4, 3, 2)$ ) with  $BeCurrentlyCorrect(A)$  criterion in tool DCSynth.

**Expected Case Performance** We can measure the performance of a synthesized controller  $Cnt$  in meeting a regular requirement  $D$  by evaluating  $E_D(Cnt)$ , the expected value of  $D$  holding in the behaviours of  $Cnt$  in long run under random (i.e. iid) inputs [1]. The tool DCSynth allows  $E_D(Cnt)$  to be computed as outlined below.

The product  $Cnt \times A(D)$  of the controller with the deterministic recognizer  $A(D)$  for formula  $D$  gives us a deterministic recognizer automaton which is in a final state precisely on inputs where  $Cnt$  satisfies the property  $D$ . We can translate this into a *Discrete Time Markov Chain*, denoted  $M_{unif}(Cnt \times A(D))$ , by assigning uniform discrete probabilities to all the inputs from any state. In constructing this Markov chain, we have assumed that the inputs are *iid*, i.e. they occur independently of the past, and all inputs are equally likely. Standard

techniques from Markov chain analysis allow us to compute the *Expected value* of being in accepting states in long runs of  $M_{unif}(Cnt \times A(D))$ , which also gives us  $E_D(Cnt)$ . A leading probabilistic model checking tool MRMC implements this computation [7]. In DCSynth, we provide a facility to compute  $M_{unif}(Cnt \times A(D))$  in a format accepted by the tool MRMC. Hence, using MRMC, we are able to compute  $E_D(Cnt)$   $\square$

## 5.1 Experimental Results

The synchronous bus arbiter case study specifies the assumption-commitment pair  $(D_A, D_C)$  for an *Arbiter* $(n, k, i)$  consisting of  $n$ -cells with response time requirement of  $k$  cycles, under the assumption that at most  $i$  requests occur in each cycle. We denote by  $detMPS(Arb)$  and  $detMPHOS(Arb)$  the *MPS* and the *MPHOS* for *Arbiter* $(4, 3, 2)$  determined under the default output ordering  $a1 > a2 > a3 > a4$ . We use  $H = 50$  in synthesizing the *MPHOS*. Controllers were synthesized for various robustness criteria, and their performance was measured as the corresponding expected values  $E_{D_C}(detMPS(Arb))$  and  $E_{D_C}(detMPHOS(Arb))$ . Table 2 provides these values under the columns titled  $E(Arb - MPS)$  and  $E(Arb - MPHOS)$ , respectively.

Similarly, for a case study of a Minepump Controller specification (omitted here for brevity but it can be found in Appendix B), we synthesized the determined *MPS* and *MPHOS* controllers under the default output *PumpOn* and various robustness criteria. We measured the performance of these controllers as the expected values  $E_{D_C}(detMPS(MP))$  and  $E_{D_C}(detMPHOS(MP))$ . Table 2 provides these values under the columns titled  $E(MP - MPS)$  and  $E(MP - MPHOS)$ , respectively.

In all the above cases, the tool DCSynth performs efficiently by giving the required controllers for Arbiter within 1 seconds and for Minepump within 3 seconds. The detailed statistics for each of the example can be found in Appendix A and B. All these experiments were done on Ubuntu 18.04 system with Intel i5 64 bit, 2.5 GHz processor and 4 GB memory.

An examination of Table 2 is quite enlightening. We state our main finding.

- In both the case studies, the robustness criterion *AssumeTrue* leads to unrealizable specification whereas all other criteria give realizable specifications.
- In both the case studies, for the *MPS* controllers, the Expected value of commitment  $D_C$  increases with the implication ordering given in Figure 1. The value ranges from 0 to 83% for the Arbiter and 0 to 99% for the Mine pump. Thus, the robustness criterion has a major effect on the performance of the synthesized *MPS* controller. Also, for many robustness criteria, the Expected  $D_C$  value is 0. This happens as these criteria (defined using the Error-Scope formulas *NeverInPast*) are non-recoverable – once the criterion becomes false it remains false in future. Hence, it is desirable to use recoverable criteria defined using the Error-scope formulas *NeverInSuffix*.
- The *MPHOS* controller which improves the *MPS* controller by optimizing the soft requirement  $D_C$  has an overwhelming impact on the expected value of  $D_C$ . In both the case studies, the value is above 99% irrespective of

**Table 2.** Expected Value of Commitment  $D_C$  holding in Long Run for Controllers synthesized under various Robustness Criteria and integer parameters (K,B).

| Arbiter(4,3,2)       |              |                | Minepump(8,2,6,2)    |             |               |
|----------------------|--------------|----------------|----------------------|-------------|---------------|
| Robustness Criterion | $E(ARB-MPS)$ | $E(ARB-MPHOS)$ | Robustness Criterion | $E(MP-MPS)$ | $E(MP-MPHOS)$ |
| AssumeFalse          | 0.000000     | 0.998175       | AssumeFalse          | 0.000000    | 0.997070      |
| BeCorrect            |              |                | BeCorrect            |             |               |
| ResCnt(1,3)          |              |                | ResCnt(2,8)          |             |               |
| LenCnt(1,3)          |              |                | LenCnt(2,8)          |             |               |
| ResBurst(1,3)        |              |                | ResBurst(2,8)        |             |               |
| LenBurst(1,3)        |              |                | LenBurst(2,8)        |             |               |
| ResCntInt(1,3)       | 0.544309     | 0.992647       | ResCntInt(2,8)       | 0.000966    |               |
| ResBurstInt(1,3)     | 0.669069     |                | ResBurstInt(2,8)     |             |               |
| LenCntInt(1,3)       | 0.768066     |                | LenCntInt(2,8)       | 0.0027342   |               |
| LenBurstInt(1,3)     | 0.835205     |                | LenBurstInt(2,8)     | 0.004514    |               |
| BeCurrentlyCorrect   | 0.687500     |                | BeCurrentlyCorrect   | 0.997070    |               |

the robustness criterion. Thus, soft-robustness vastly improves the expected performance of the controller and should be preferred over *MPS*.

- We often get *MPHOS* controllers with the same/similar expected value of  $D_C$  for several robustness criteria. It should be noted that these are different controllers providing distinct hard-robustness guarantees. For example, in the *Arbiter*(4, 3, 2) case study, the controllers *BeCurrentlyCorrect* is must-incomparable with all the others, whereas for *Minepump*(8, 2, 6, 2), this is must equivalent but not identical with any of the other other controllers. Hence, the circumstances (relaxed assumptions) under which they *guarantee*  $D_C$  are quite different. This shows that a combination of the hard and the soft robustness, as supported by our tool DCSynth, is useful.
- We have also experimented with various default output orderings. Default values have quite small impact on the expected values of  $D_C$  in *MPHOS*. However, they significantly impact the no. of states in resulting controller.

## 6 Contributions and Related Work

A robust controller should continue to function (i.e maintain its commitment) under failure of environmental/plant assumptions. When such failures are transient, the controller should be able to recover from the failure by reestablishing the commitment in bounded time [4, 10].

The main contribution of this paper is a logical framework of hard robustness for specifying and *relaxing* (weakening) assumptions under which a controller works. A formula based technique for relaxing any user specified regular assumption is developed. As the experiments show, such weakening has a marked impact on the Expected value of Commitment. Soft robustness pertains to the ability of the controller to maintain commitment “as much as possible” irrespective of any assumption; this is an optimization problem. We have proposed a

method for synthesizing a controller which guarantees the hard robustness, and it optimizes the soft robustness. With case studies, we have shown the impact of hard and soft robustness on both the worst case and the expected behaviour of the controller. These experiments show that the combination of hard and soft robustness, as proposed here, is beneficial. Logic QDDC, based on Duration Calculus of Zhou et al [19], provides a very powerful vocabulary for stating robustness properties.

Several authors have investigated the notion of robustness [4, 6, 10]. Bloem *et al* [4] provide a classification of different robustness notions; including the **BeCorrect** and **BeCurrentlyCorrect** criteria. They term our soft robustness as “Never Give Up” notion. Ehler et al [6] and Bloem [2] address the notion of resilience; an ability to recover from errors in bounded error-free period. We have shown that many such notions can be specified in our framework. We also give a method to compare robustness notions by an implication order and we use a must dominance order to compare the worst case behaviour of corresponding supervisors. Moreover, a uniform synthesis method is applied to these defined notions.

Traditional reactive synthesis has only focused on “correct-by-construction” from LTL properties. Recent work increasingly considers regular properties (see Belta *et al* [17]). Controller Synthesis from regular properties was pioneered by Ramadge and Wonham [9, 15, 16]. Ehler *et al* [5] compares the supervisory control with the reactive synthesis framework. Here we enhance the Ramadge-Wonham framework to robustness.

## References

1. R. E. Bellman. *Dynamic Programming*. Princeton Univ. Press, 1957.
2. R. Bloem, B. Könighofer, and C. Wang. Shield synthesis: - runtime enforcement for reactive systems. In *TACAS*, pages 533–548, 2015.
3. R. Bloem, K. Chatterjee, K. Greimel, T. A. Henzinger, G. Hofferek, B. Jobstmann, B. Könighofer, and R. Könighofer. Synthesizing robust systems. *Acta Inf.*, 51(3-4):193–220, 2014.
4. R. Bloem, R. Ehlers, S. Jacobs, and R. Könighofer. How to handle assumptions in synthesis. In *Proceedings 3rd Workshop on Synthesis, SYNT*, pages 34–50, 2014.
5. R. Ehlers, S. Lafortune, S. Tripakis, and M. Y. Vardi. Supervisory control and reactive synthesis: a comparative introduction. *Discrete Event Dynamic Systems*, 27(2):209–260, Jun 2017.
6. Rüdiger Ehlers and Ufuk Topcu. Resilience to intermittent assumption violations in reactive synthesis. In Martin Fränzle and John Lygeros, editors, *17th International Conference on Hybrid Systems: Computation and Control (part of CPS Week), HSCC’14, Berlin, Germany, April 15-17, 2014*, pages 203–212. ACM, 2014.
7. J. Katoen, I. S. Zapreev, E. M. Hahn, H. Hermanns, and D. N. Jansen. The ins and outs of the probabilistic model checker mrmc. *Performance Evaluation*, 2011. *Advances in Quantitative Evaluation of Systems*.
8. N. Klarlund and A. Møller. *MONA Version 1.4 User Manual*, 2001. Notes Series NS-01-1. Available from <http://www.brics.dk/mona>. Revision of BRICS NS-98-3.



9. S. Lafortune, K. Rudie, and S. Tripakis. 30 years of the ramadge-wonham theory of supervisory control: A retrospective and future perspectives. *DCD Workshop*, 2017.
10. Rupak Majumdar, Elaine Render, and Paulo Tabuada. Robust discrete synthesis against unspecified disturbances. In *Proceedings of the 14th International Conference on Hybrid Systems: Computation and Control, HSCC '11*, pages 211–220, New York, NY, USA, 2011. ACM.
11. R. M. Matteplackel, P. K. Pandya, and A. Wakankar. Formalizing timing diagram requirements in discrete duration calculus. In *SEFM*, pages 253–268, 2017.
12. P. K. Pandya. Model checking CTL\*[DC]. In *TACAS*, pages 559–573, 2001.
13. P. K. Pandya. Specifying and deciding quantified discrete-time duration calculus formulae using dvalid. In *RTTOOLS (affiliated with CONCUR 2001)*, 2001.
14. Martin L. Puterman. *Markov Decision Processes: Discrete Stochastic Dynamic Programming*. John Wiley & Sons, Inc., New York, NY, USA, 1st edition, 1994.
15. P. Ramadge and W. Wonham. Supervisory control of a class of discrete event processes. *SIAM Journal on Control and Optimization*, 25(1):206–230, 1987.
16. Peter J. G. Ramadge and W. Murray Wonham. The Control of Discrete Event Systems. In *In Proceedings of IEEE*, volume 77, pages 81–98, 1989.
17. Dogan Ulus and Calin Belta. Reactive control meets runtime verification: A case study of navigation. *CoRR*, abs/1902.04024, 2019.
18. Amol Wakankar, Paritosh K. Pandya, and Raj Mohan Matteplackel. DCSYNTH: A tool for guided reactive synthesis with soft requirements. *CoRR*, abs/1903.03991, 2019.
19. Chaochen Zhou and Michael Hansen. *Duration Calculus A Formal Approach to Real-Time Systems*. Springer, 2004.

## A Arbiter DCSynth Specification and Robust controllers

This section gives the DCSynth specification for *BeCurrentlyCorrect* robust specification of Arbiter and robust controller synthesis form this specification.

**Fig. 2.** Arbiter specification in DCSynth

```
#qsf "arbiter"
interface{
  input r1, r2, r3, r4;
  output a1, a2, a3, a4, A,C;
  constant n=3;
}
definitions{
  // Specification 1: The Acknowledgments should be exclusive
  dc exclusion(){
    true<(a1 =>!a2 || a3 || a4) && (a2 =>!a1 || a3 || a4) &&
    (a3 =>!a1||a2||a4) && (a4=>!a1||a2||a3))>;
  }
  dc nolos(){
    true<(r1 || r2 || r3 || r4) =>(a1 || a2 || a3 || a4)>;
  }
  //If bus access (ack) should be granted only if there is a request
  dc nospuriousack(a1, r1){
    true<(a1) =>(r1)>;
  }
  //n cycle response i.e. slen=n-1
  dc response(r1,a1){
    true^(slen=n-1 && [[r1]]) =>true^(slen=n-1 && (scount a1 >= 1));
  }
  dc ArbAssume_4_2(){
    true<(!r1 && !r2 && !r3 && !r4) || (r1 && !r2 && !r3 && !r4) ||
    (!r1 && r2 && !r3 && !r4) || (!r1 && !r2 && r3 && !r4) ||
    (!r1 && !r2 && !r3 && r4) || (r1 && r2 && !r3 && !r4) ||
    (r1 && !r2 && r3 && !r4) || (r1 && !r2 && !r3 && r4) ||
    (!r1 && r2 && r3 && !r4) || (!r1 && r2 && !r3 && r4) ||
    (!r1 && !r2 && r3 && r4) >;
  }
  dc guranteelnv(){
    exclusion() && nolos(HH2O, HCH4, PUMPON) && nospuriousack(a1,r1) &&
    nospuriousack(a2,r2) && nospuriousack(a3,r3) && nospuriousack(a4,r4) &&
    nospuriousack(a5,r5);
  }
  dc guranteeResp(){
    response(r1,a1) && response(r2,a2) && response(r3,a3) &&
    response(r4,a4) && response(r5,a5);
  }
  dc ArbCommit_4_3(){
    guranteelnv() && guranteeResp();
  }
}
indefinitions{
  A : ArbAssume_4_2();
  C : ArbCommit_4_3();
}
hardreq{
  useind A, C;
  BeCurrentlyCorrect(A) =>EP(C);
}
softreq{
  useind C;
  (C);
}
```

**Comparison based on Must Dominance** This section shows the comparison of supervisors *MPS* and *MPHOS* for various robust specifications  $(D_A, D_C, Rb(A))$ , using must dominance measure formulated in definition 4.

As the supervisors are finite state mealy machines and a commitment  $D_C$  is a regular property, we can use validity checking of QDDC to check whether  $Sup_1 \leq_{must}^{D_C} Sup_2$  for supervisors  $Sup_1$  and  $Sup_2$ . In tool DCSynth, we provide a facility to decide must-dominance between two supervisors. The tool also gives a counter example if must dominance fails. Following are the major observations.

- *MPS* supervisors for *Arbiter*(4, 3, 2) are found to follow exactly the same robustness order as given by theoretical result in Figure 1. The "==" indicates that the supervisors are *identical*, whereas "=" indicates that they are *must equivalent* but not identical.
- *MPHOS* supervisors does not have theoretical order. However, it is observed for *Arbiter*(4, 3, 2) that *MPHOS* supervisor for *BeCurrentlyCorrect* specification becomes incomparable with all other supervisors. All the other supervisors become identical as shown in Figure 3. We use "==" to indicate that the supervisors are *identical*, whereas "=" indicates that they are *must equivalent* but not identical.

$$\left( \begin{array}{l} LenCntInt == LenBurst == \\ ResCntInt == ResBurstInt == \\ AssumeFalse = BeCorrect == ResCnt == \\ LenCnt == ResBurst == LenBurst \end{array} \right) \quad BeCurrentlyCorrect$$

**Fig. 3.** Robustness order for Must Dominance between MPHOS for *Arbiter*(4, 3, 2).

### A.1 Expected Case performance

Expected values of various robust controllers are given in Table 3. It is evident that expected values of meeting the commitment using hard robustness (given as MPS in column 2) as well as soft robustness (given as MPHOS in column 4) are useful and maximize the holding of commitments.

### A.2 Tool Performance

In this section we provide the detailed statistics on synthesis of various robust supervisors/controllers for Arbiter examples. Table 4 provides the details for Arbiter example. Appendix B (Table 7) provides the Minepump specification and related dominance and performance study.

The Table 4 provides the number of states and time required to synthesize the Monitor Automaton, the corresponding MPS, MPHOS and Controller

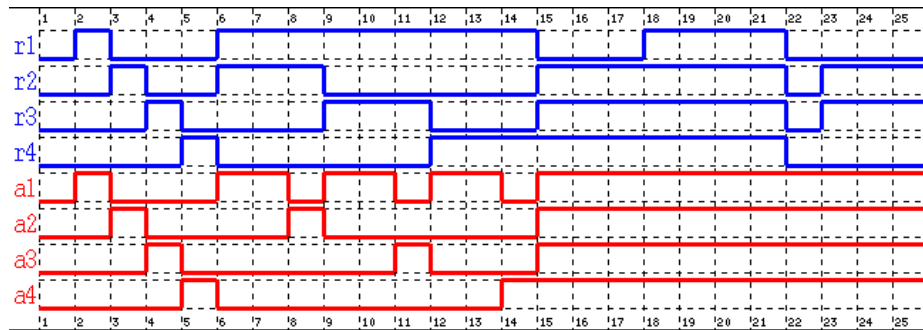
**Table 3.** Expected Values of meeting the commitments for various robust controllers of Arbiter(4,3,2). The default output order to determinize the supervisor is  $a1 > a2 > a3 > a4$ .

| Arbiter(4,3,2)     | MPS       |          | MPHOS    |          |
|--------------------|-----------|----------|----------|----------|
|                    | $E(C)$    | $E(A)$   | $E(C)$   | $E(A)$   |
| AssumeFalse        | 0.00000   | 0.687500 | 0.998175 | 0.687500 |
| BeCorrect          | 0.000000  | 0.687500 | 0.998175 | 0.687500 |
| ResCnt(1,3)        | 0.000000  | 0.687500 |          |          |
| LenCnt(1,3)        | 0.000000  | 0.687500 |          |          |
| ResBurst(1,3)      | 0.000000  | 0.687500 |          |          |
| LenBurst(1,3)      |           |          |          |          |
| ResCntInt(1,3)     | 0.544309  | 0.687500 | 0.998175 | 0.687500 |
| ResBurstInt(1,3)   | 0.669069  | 0.687500 |          |          |
| LenCntInt(1,3)     | 0.7680663 | 0.687500 | 0.998175 | 0.687500 |
| LenBurstInt(1,3)   | 0.835205  | 0.687500 |          |          |
| BeCurrentlyCorrect | 0.687500  | 0.687500 | 0.992647 | 0.687500 |

(using default value). It is evident that the Monitor construction from QDDC specification and the bounded horizon computation of MPHOS based on soft requirements takes most of the time. It can also be noted that MPHOS for most of the robust specifications (e.g. BeCorrect, KBLenCnt, KBLenBurst, KBResCnt, KBResBurst) having different behaviour in MPS specification becomes identical for MPHOS specification (See Controller stats in Table 4). This shows the effect of soft requirements in synthesis of optimal controller.

### A.3 Simulation of Robust Controllers

The robust controllers synthesized are encoded as Lustre models. We give the simulation (on same inputs) traces of *Arbiter(4, 3, 2)* example using Lustre simulator. It can be seen how each one of them generator different output trace for the same inputs.



**Fig. 4.** Simulation of MPS BeCorrect for Arbiter(4,3,2)

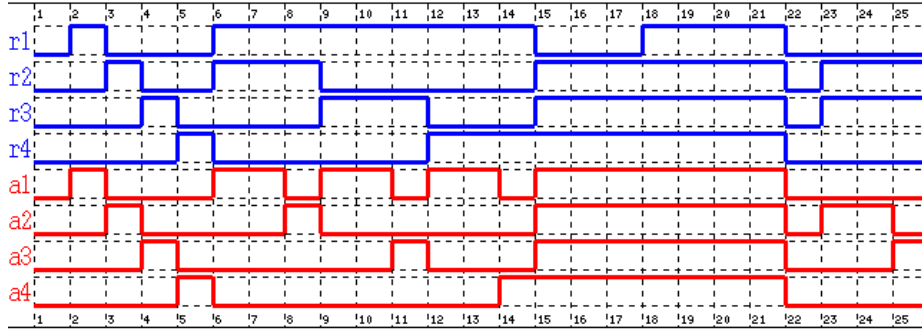


Fig. 5. Simulation of MPS BeCurrentlyCorrect for Arbiter(4,3,2)

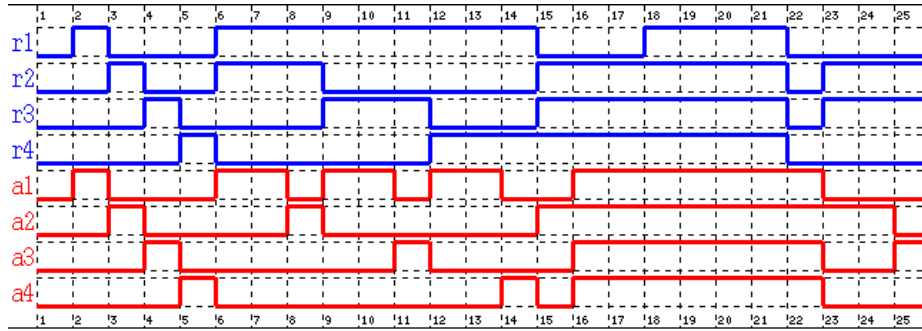


Fig. 6. Simulation of MPS LenCntInt for Arbiter(4,3,2)

#### A.4 Automata synthesized for 2 cell arbiter

Fig. 8 gives the monitor automaton for 2-cell arbiter (See section 5.1) for n-cell arbiter specification. Each transition is labeled by 4 bit vector giving values of  $req_1, req_2, ack_1, ack_2$ .

Fig. 9 gives the MPS automaton for the 2-cell arbiter computed from the safety monitor automaton of Fig. 8. (There is an additional reject state. All missing transitions are directed to it. These are omitted from the diagram for simplicity.) Note that this is a DFA whose transitions are labelled by 4-bit vectors representing alphabet  $2^{\{req_1, req_2, ack_1, ack_2\}}$ . As defined in Definition 1, the DFA also denotes an output-nondeterministic Mealy machine with input variables ( $req_1, req_2$ ) and output variables ( $ack_1, ack_2$ ). The automaton is nondeterministic in output as from state 1, on input (1, 1) it can move to state 2 with output (1, 0), or to state 3 with output (0, 1). The reader can verify that the automaton is non-blocking and hence a controller.

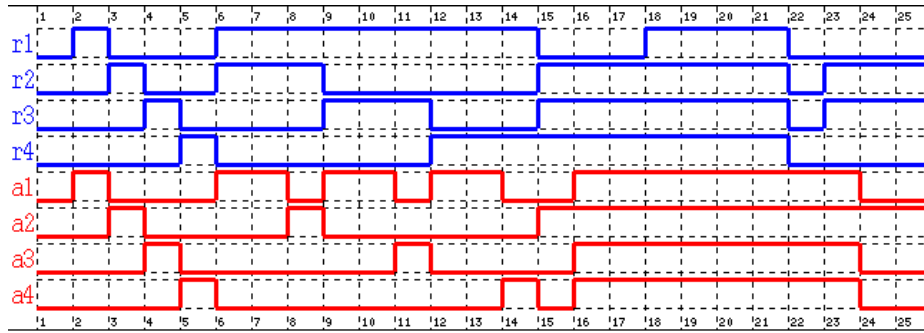


Fig. 7. Simulation of MPS ResBurstInt for Arbiter(4,3,2)

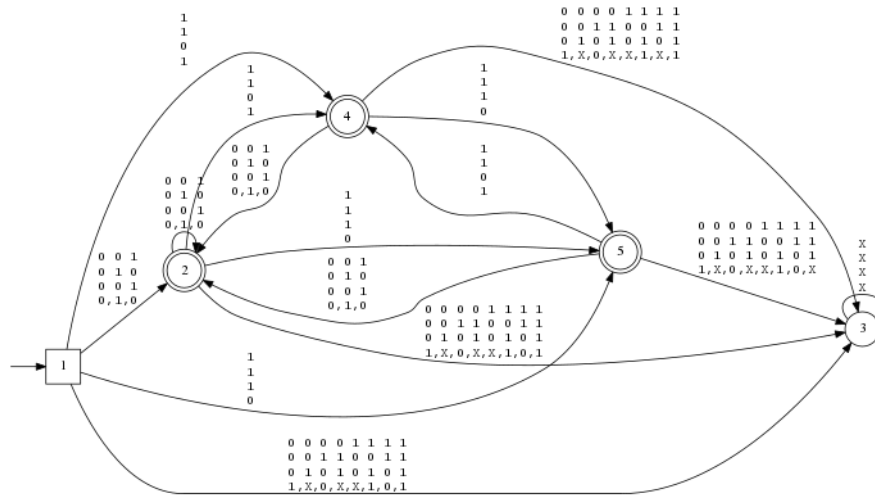
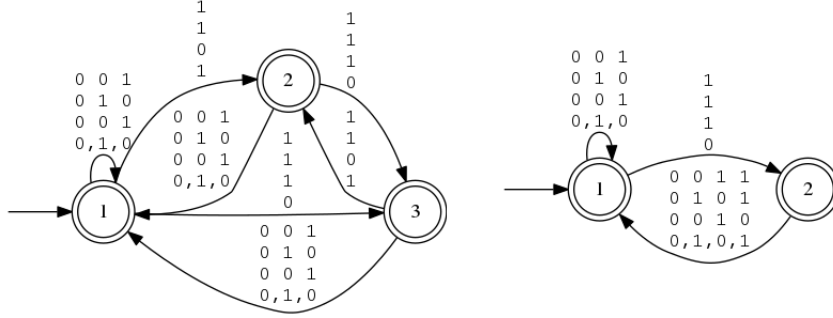


Fig. 8. Safety Monitor Automaton: 2 Cell Arbiter

In 2-cell arbiter example, with soft requirements  $\langle ack1, ack2 \rangle$  which give  $ack1$  priority over  $ack2$ , we obtain the MPHOS controller automaton of Fig. 9(b) from the MPS of Fig. 9(a). Note that we minimize the automaton at each step.



**Fig. 9.** Supervisors for  $Arb^{hard}(2, 2)$  (a): MPS (b): MPHOS determined

**Table 4.** DCSynth Statistics for synthesis of various Robust Arbiter example  $Arbiter(4, 3, 2)$ . Parameters Used: Disc Factor = 0.900000, H = 50, Type = Avg-Max, Delta = 0.000100

| Sr No | Robustness Criterion | Synthesis (States/Time) |              |              |                  |
|-------|----------------------|-------------------------|--------------|--------------|------------------|
|       |                      | Monitor Stats           | MPS Stats    | MPHOS Stats  | Controller Stats |
| MPS   |                      |                         |              |              |                  |
|       | AssumeFalse          | 83/0.085                | 82/0.001649  | 1/0.056157   | 2/0.000066       |
|       | BeCorrect            | 125/0.062               | 91/0.001059  | 11/0.060316  | 9/0.001715       |
|       | BeCurrentlyCorrect   | 116/0.076               | 49/0.001497  | 49/0.020199  | 8/0.009847       |
|       | ResCnt(1,3)          | 333/0.093               | 143/0.002115 | 63/0.076879  | 39/0.018669      |
|       | ResCntInt(1,3)       | 390/0.097               | 194/0.003133 | 92/0.110108  | 40/0.044147      |
|       | ResBurst(1,3)        | 249/0.096               | 125/0.002435 | 45/0.071756  | 25/0.009753      |
|       | ResBurstInt(1,3)     | 291/0.079               | 167/0.003822 | 65/0.098957  | 27/0.024754      |
|       | LenCnt(1,3)          | 291/0.097               | 134/0.002498 | 54/0.072853  | 32/0.013871      |
|       | LenCntInt(1,3)       | 335/0.085               | 166/0.005103 | 101/0.086818 | 33/0.016391      |
|       | LenBurst(1,3)        | 249/0.068               | 125/0.001902 | 45/0.067751  | 25/0.009520      |
|       | LenBurstInt(1,3)     | 273/0.066               | 143/0.002874 | 78/0.072999  | 25/0.007139      |
|       | AssumeTrue           | Unrealizable            |              |              |                  |
| MPHOS |                      |                         |              |              |                  |
|       | AssumeFalse          | 83/0.078                | 82/0.000963  | 62/0.331783  | 45/0.007677      |
|       | BeCorrect            | 125/0.084               | 91/0.001706  | 62/0.345245  | 45/0.007486      |
|       | BeCurrentlyCorrect   | 116/0.060               | 49/0.001021  | 44/0.161940  | 30/0.004811      |
|       | ResCnt(1,3)          | 333/0.085               | 143/0.002007 | 62/0.391268  | 45/0.007501      |
|       | ResCntInt(1,3)       | 390/0.088               | 194/0.002743 | 62/0.466318  | 45/0.008130      |
|       | ResBurst(1,3)        | 249/0.072               | 125/0.001617 | 62/0.371823  | 45/0.007497      |
|       | ResBurstInt(1,3)     | 291/0.070               | 167/0.002580 | 62/0.449197  | 45/0.007509      |
|       | LenCnt(1,3)          | 291/0.102               | 134/0.002341 | 62/0.380235  | 45/0.007851      |
|       | LenCntInt(1,3)       | 335/0.065               | 166/0.002191 | 62/0.509995  | 45/0.014236      |
|       | LenBurst(1,3)        | 249/0.083               | 125/0.002779 | 62/0.374552  | 45/0.007500      |
|       | LenBurstInt(1,3)     | 273/0.090               | 143/0.002446 | 62/0.378385  | 45/0.007507      |
|       | AssumeTrue           | Unrealizable            |              |              |                  |

## B Mine pump DCSynth Specification and Robust controllers

In this section we illustrate the effect of *soft requirements* on the quality of the synthesized controllers with a case study of a *mine pump controller* specification [13]. The controller has two input sensors: high water level sensor *HH2O* and methane leakage sensor *HCH4*; and one output, *PumpOn* to keep the pump on. The objective of the controller is to *safely* operate the pump in such a way that the water level never remains high continuously for more than  $w$  cycles.

Thus, minepump controller has input and output variables ( $\{HH2O, HCH4\}, \{PumpOn\}$ ). We have following **assumptions** on the mine and the pump. Their conjunction is denote  $MineAssume(\epsilon, \zeta, \kappa)$ .

- *Pump capacity*:  $\Box!(slen = \epsilon \ \&\& \ (\Box[PUMPON \ \&\& \ HH2O] \ \sim \langle HH2O \rangle))$ . If pump is continuously on for at least  $\epsilon + 1$  cycles, when water level is high, then water level will not be high at the end (i. e.  $\epsilon + 1$  cycles).
- *Methane release*:  $\Box(\Box[HCH4] \ \sim \langle HCH4 \rangle \Rightarrow (slen > \zeta))$  and  $\Box(\Box[HCH4] \Rightarrow slen < \kappa)$ . The minimum separation between the two leaks of methane is  $\zeta$  cycles and the methane leak cannot persist for more than  $\kappa$  cycles.

The **commitments** are:

- *Safety conditions*:  $\Box(\Box[HCH4 \ || \ !HH2O] \Rightarrow !PumpOn)$  saying that if there is a methane leakage or absence of high water, then pump should be off; and  $\Box(\Box[HH2O] \ \&\& \ slen < w)$  stating that it is not possible that the water level continuously remains high for  $w$  cycles.

The conjunction of commitments is denoted  $MineCommit(w)$ .

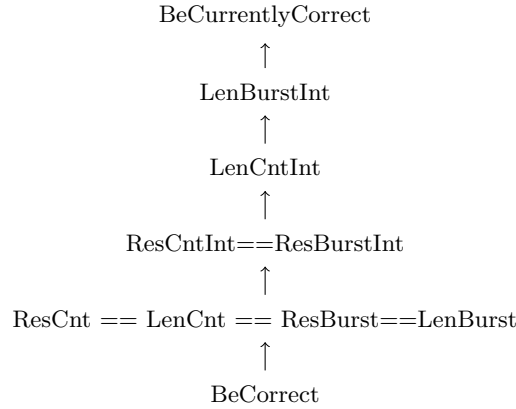
It is to be noted that all the assumption and commitments formulas are made intermittent by restricting the scope of each formula to the most recent interval of  $n$  cycles i.e. formula is satisfied or violation is decided based on the recent past instead of whole past. This is done by using formula using  $KBOUNDED(D, n)$  macro (See Figure B.4) defined as  $((slen < K \Rightarrow (D)) \ \&\& \ (true \ \sim \ slen = K \Rightarrow true \ \sim \ (slen = K \ \&\& \ (D))))$ . This is important for robust specification, because if we consider the whole past then even a single violation of formula will keep it unsatisfiable always without allowing it to recover ever. The Minepump specification  $MinePump(w, \epsilon, \zeta, \kappa)$  is given by the assumption, commitment pair  $(MineAssume(\epsilon, \zeta, \kappa), MineCommit(w))$ . Appendix B.4 gives the textual source of  $(MinePump(8, 2, 6, 2))$  for *BeCurrentlyCorrect* robust specification used by the DCSynth tool.

### B.1 Must Dominance between various robust Controllers

**Comparison based on Must Dominance** We use "==" to indicate that the supervisors are *identical*, whereas "=\*" indicates that they are *must equivalent* but not identical. For  $Minepump(8, 2, 6, 2)$  case study some of the supervisors become identical as given in Appendix B Figure 10.



- *MPHOS* supervisors does not have theoretical order. However, for *Minepump*(8, 2, 6, 2) the complete robustness order collapses and all supervisors becomes must equivalent. Although, they are not identical (See Appendix Figure 11). The *\_nonInt* represents that all the non intermittent specification i.e. ResCnt, LenCnt, ResBurst and LenBurst.



**Fig. 10.** Robust synthesis criteria hierarchy for Must Dominance between MPS.

$$\text{AssumeFalse} = \text{BeCorrect} = (\_nonInt ==) = (\text{ResCntInt} == \text{ResBurstInt}) = \text{LenCntInt} = \text{LenBurstInt} = \text{BeCurrentlyCorrect}$$

**Fig. 11.** Robust synthesis criteria hierarchy for Must Dominance between MPHOS.

## B.2 Expected Case Performance

Expected values of various robust controllers are given in the Table 5 and 6. It is evident that expected values of meeting the commitment using hard robustness (given as MPS in column 2) as well as soft robustness (given as MPHOS in column 4) are useful and maximize the holding of commitments.

## B.3 Tool Performance

Table 7 provides the detailed statistics for synthesizing various robust controllers. It can be seen that monitor automaton computation and MPHOS computation takes the maximum time and total for computing the controller is 3 seconds.

**Table 5.** Expected Values of meeting the commitments for various robust controllers of Minepump case study with default PumpOn

| Minepump(PumpOn)   | MPS       |           | MPHOS    |          |
|--------------------|-----------|-----------|----------|----------|
|                    | $E(C)$    | $E(A)$    | $E(C)$   | $E(A)$   |
| AssumeFalse        | 0.00000   | 0.012257  | 0.997070 | 0.014441 |
| BeCorrect          | 0.000000  | 0.0122567 | 0.997070 | 0.014441 |
| ResCnt(2,8)        | 0.000000  | 0.012257  | 0.997070 | 0.014441 |
| ResBurst(2,8)      |           |           |          |          |
| LenCnt(2,8)        |           |           |          |          |
| LenBurst(2,8)      |           |           |          |          |
| ResCntInt(2,8)     | 0.000966  | 0.013247  | 0.997070 | 0.014441 |
| ResBurstInt(2,8)   |           |           |          |          |
| LenCntInt(2,8)     | 0.0027342 | 0.013318  | 0.997070 | 0.014441 |
| LenBurstInt(2,8)   | 0.004514  | 0.013321  | 0.997070 | 0.014441 |
| BeCurrentlyCorrect | 0.997070  | 0.014441  | 0.997070 | 0.014441 |

**Table 6.** Expected Values of meeting the commitments for various robust controllers of Minepump case study with default PumpOff

| Minepump (PumpOff) | MPS      |          | MPHOS    |          |
|--------------------|----------|----------|----------|----------|
| AssumeFalse        | 0.997070 | 0.024903 | 0.997070 | 0.024903 |
| BeCorrect          | 0.997070 | 0.024904 | 0.997070 | 0.024904 |
| ResCnt(2,8)        | 0.997070 | 0.024904 | 0.997070 | 0.024904 |
| ResBurst(2,8)      |          |          |          |          |
| LenCnt(2,8)        |          |          |          |          |
| LenBurst(2,8)      |          |          |          |          |
| ResCntInt(2,8)     | 0.997070 | 0.024662 | 0.997070 | 0.024662 |
| ResBurstInt(2,8)   |          |          |          |          |
| LenCntInt(2,8)     | 0.997070 | 0.024206 | 0.997070 | 0.024206 |
| LenBurstInt(2,8)   | 0.997070 | 0.023268 | 0.997070 | 0.023268 |
| BeCurrentlyCorrect | 0.997070 | 0.024293 | 0.997070 | 0.024293 |

**Table 7.** DCSynth Statistics for synthesis of various Robust Minepump example *Minepump*(8, 2, 6, 2). Parameters Used: Disc Factor = 0.900000, H = 50, Type = Avg-Max, Delta = 0.000100

|       |                      | Synthesis (States/Time) |               |              |                  |             |
|-------|----------------------|-------------------------|---------------|--------------|------------------|-------------|
| Sr No | Robustness Criterion | Monitor Stats           | MPS Stats     | MPHOS Stats  | Controller Stats |             |
|       |                      |                         |               |              | PumpOn           | PumpOff     |
| MPS   |                      |                         |               |              |                  |             |
|       | AssumeFalse          | 5268/0.413              | 5267/0.051886 | 1/0.203156   | 2/0.000059       | 2/0.000042  |
|       | BeCorrect            | 6299/0.460              | 5390/0.051482 | 61/0.203690  | 21/0.003270      | 47/0.002950 |
|       | BeCurrentlyCorrect   | 6102/0.416              | 905/0.025670  | 30/0.020076  | 2/0.000397       | 25/0.000496 |
|       | LenBurst(2,8)        | 7689/0.489              | 5404/0.055062 | 45/0.209456  | 22/0.000437      | 37/0.000461 |
|       | LenBurstInt(2,8)     | 12169/0.754             | 6067/0.086382 | 342/0.210206 | 219/0.009601     | 51/0.008175 |
|       | LenCnt(2,8)          | 7689/0.495              | 5404/0.055288 | 45/0.208896  | 22/0.000849      | 37/0.000442 |
|       | LenCntInt(2,8)       | 11971/0.813             | 6671/0.088817 | 420/0.232484 | 257/0.012043     | 71/0.011698 |
|       | ResBurst(2,8)        | 7689/0.469              | 5404/0.057592 | 45/0.209711  | 22/0.000633      | 37/0.000431 |
|       | ResBurstInt(2,8)     | 13723/0.870             | 8430/0.098644 | 469/0.288897 | 306/0.013445     | 88/0.007452 |
|       | ResCnt(2,8)          | 7689/0.468              | 5404/0.055485 | 45/0.208627  | 22/0.000719      | 37/0.000672 |
|       | ResCntInt(2,8)       | 13723/0.883             | 8430/0.100492 | 469/0.287158 | 306/0.008003     | 88/0.007359 |
| MPHOS |                      |                         |               |              |                  |             |
|       | AssumeFalse          | 5268/0.413              | 5267/0.051461 | 2/1.215522   | 2/0.000054       | 2/0.000068  |
|       | BeCorrect            | 6299/0.468              | 5390/0.053660 | 61/1.246768  | 2/0.000471       | 47/0.001097 |
|       | BeCurrentlyCorrect   | 6102/0.413              | 905/0.025486  | 30/0.133132  | 2/0.000500       | 25/0.000490 |
|       | LenBurst(2,8)        | 7689/0.532              | 5404/0.053116 | 44/1.229908  | 2/0.000566       | 37/0.000478 |
|       | LenBurstInt(2,8)     | 12169/0.764             | 6067/0.085852 | 76/1.237215  | 2/0.000996       | 51/0.001041 |
|       | LenCnt(2,8)          | 7689/0.516              | 5404/0.053728 | 44/1.239951  | 2/0.000705       | 37/0.000455 |
|       | LenCntInt(2,8)       | 11971/0.786             | 6671/0.089755 | 116/1.374660 | 2/0.001376       | 71/0.001521 |
|       | ResBurst(2,8)        | 7689/0.523              | 5404/0.053781 | 44/1.322684  | 2/0.000595       | 37/0.000748 |
|       | ResBurstInt(2,8)     | 13723/0.875             | 8430/0.100483 | 156/1.817073 | 2/0.002108       | 88/0.002476 |
|       | ResCnt(2,8)          | 7689/0.479              | 5404/0.053901 | 44/1.230389  | 2/0.000566       | 37/0.000452 |
|       | ResCntInt(2,8)       | 13723/0.884             | 8430/0.104372 | 156/1.810811 | 2/0.002319       | 88/0.001283 |

#### B.4 Mine pump Specification Source

Fig. 12. Mine pump specification in DCSynth

```

#qsf "minepump"
interface{
  input HH2Op, HCH4p;
  output PUMPONp monitor x, A monitor x, C monitor x;
  constant w = 8, epsilon=2 , zeta=6, kappa=2;
}
definitions{
  //Methane release assumptions
  dc methane1(HCH4){
    KBOUNDED([[HCH4]^![HCH4]^<HCH4 >=>slen>zeta ), n);
  }
  dc methane2(HCH4){
    KBOUNDED([[HCH4]] =>slen<kappa ), n);
  }
  //Pump capacity assumption
  dc pumpcap1(HH2O, PUMPON){
    KBOUNDED([[!(slen=epsilon && ([[PUMPON && HH2O]] ^<HH2O >)),n);
  }
  dc MineAssume_2_6_2(HH2O, HCH4, PUMPON){
    methane1(HH2O, HCH4, PUMPON) && methane2(HH2O, HCH4, PUMPON) &&
    pumpcap1(HH2O, HCH4, PUMPON);
  }
  //safety condition
  dc req1(HH2O, HCH4, PUMPON){
    KBOUNDED([[[ (HCH4 || !HH2O) =>!PUMPON]]],n);
  }
  dc req2(HH2O, HCH4, PUMPON){
    KBOUNDED([!( [[ [[HH2O]] && (slen = w) ] ] ]),n)
  }
  dc MineCommit_8(HH2O, HCH4, PUMPON){
    req1(HH2O, HCH4, PUMPON) && req2(HH2O, HCH4, PUMPON);
  }
}
indefinitions{
  A : MineAssume_8(HH2Op, HCH4p, PUMPONp);
  C : MineCommit_8(HH2Op, HCH4p, PUMPONp);
}
hardreq{
  MineAssume_2_6_2(HH2Op, HCH4p, PUMPONp) =>
  MineCommit_8(HH2Op, HCH4p, PUMPONp);
}
hardreq{
  useind A, C;
  BeCurrentlyCorrect(A) =>EP(C);
}
softreq{
  useind C;
  (C);
}
}

```