
Wyner VAE: Joint and Conditional Generation with Succinct Common Representation Learning

J. Jon Ryu^{1*}, Yoojin Choi², Young-Han Kim¹, Mostafa El-Khamy², Jungwon Lee²

¹Dept. of ECE, University of California, San Diego, ²SoC R&D, Samsung Semiconductor Inc.

¹{jongharyu, yhk}@ucsd.edu, ²{yoojin.c, mostafa.e, jungwon2.lee}@samsung.com

Abstract

A new variational autoencoder (VAE) model is proposed that learns a succinct common representation of two correlated data variables for conditional and joint generation tasks. The proposed Wyner VAE model is based on two information theoretic problems—distributed simulation and channel synthesis—in which Wyner’s common information arises as the fundamental limit of the succinctness of the common representation. The Wyner VAE decomposes a pair of correlated data variables into their common representation (e.g., a shared concept) and local representations that capture the remaining randomness (e.g., texture and style) in respective data variables by imposing the mutual information between the data variables and the common representation as a regularization term. The utility of the proposed approach is demonstrated through experiments for joint and conditional generation with and without style control using synthetic data and real images. Experimental results show that learning a succinct common representation achieves better generative performance and that the proposed model outperforms existing VAE variants and the variational information bottleneck method.

1 Introduction

This paper aims to develop a new probabilistic framework for generation tasks (i.e., learning the distribution of given data and sampling from the learned distributions) for two high-dimensional random vectors. To motivate the main idea, consider the following cooperative game between Alice and Bob. Suppose that given an image of a child’s photo, Alice sends its description \mathbf{Z} to Bob who draws a portrait of how the child will grow up based on it. The objective of this game is to draw a nice portrait, and thus Alice needs to help Bob in the process by providing a *good* description of the child’s photo — any redundant information in the description may confuse Bob in his guessing process. What description does Alice need to generate and send from the child’s photo?

P. Cuff (2013) formulated this game of conditional generation as the *channel synthesis* problem in network information theory depicted in Fig. 1. Given a joint distribution $q(\mathbf{x}, \mathbf{y}) = q(\mathbf{x})q(\mathbf{y}|\mathbf{x})$, Alice and Bob want to generate \mathbf{Y} according to $q(\mathbf{y}|\mathbf{x})$ based on a sample from $q(\mathbf{x})$. In this problem, Alice wishes to find the most succinct description \mathbf{Z} of \mathbf{X} (a child’s photo) such that \mathbf{Y} (her adulthood portrait) can be simulated by Bob according to the desired distribution using this description and local randomness \mathbf{V} (new features to draw a portrait of adults that are not contained in photos of children). The minimum description rate for such conditional generation is characterized by Wyner’s *common information* [29, 7] denoted by $J(\mathbf{X}; \mathbf{Y})$ and defined as the optimal value of the optimization problem

$$\text{minimize } I_q(\mathbf{X}, \mathbf{Y}; \mathbf{Z}); \quad \text{subject to } \mathbf{X} - \mathbf{Z} - \mathbf{Y}; \quad \text{variables } q(\mathbf{z}|\mathbf{x}, \mathbf{y}), \quad (1)$$

where $\mathbf{X} - \mathbf{Z} - \mathbf{Y}$ denotes a Markov chain from \mathbf{X} to \mathbf{Z} to \mathbf{Y} and $I_q(\mathbf{X}, \mathbf{Y}; \mathbf{Z})$ denotes the mutual information between (\mathbf{X}, \mathbf{Y}) and \mathbf{Z} , where $(\mathbf{X}, \mathbf{Y}, \mathbf{Z}) \sim q(\mathbf{x}, \mathbf{y})q(\mathbf{z}|\mathbf{x}, \mathbf{y})$.

*This work was performed in part during the author’s internship at Samsung Semiconductor Inc.

The same quantity $J(\mathbf{X}; \mathbf{Y})$ arises in the *distributed simulation* of correlated sources studied originally by A. Wyner (1975) in which two distributed agents wish to simulate a target distribution $q(\mathbf{x}, \mathbf{y})$ (i.e., joint generation of (\mathbf{X}, \mathbf{Y})) based on the least possible amount of shared common randomness. (See Fig. 1 (c,d).) In this sense, the joint distribution $q(\mathbf{x}, \mathbf{y})$ and the conditional distributions $q(\mathbf{y}|\mathbf{x})$, $q(\mathbf{x}|\mathbf{y})$ have the same common information structure characterized by the optimization problem (1), which involves learning the joint distribution in its nature. We call the joint encoder $q(\mathbf{z}|\mathbf{x}, \mathbf{y})$ (or equivalently, the corresponding random variable \mathbf{Z}) as the *common representation* of (\mathbf{X}, \mathbf{Y}) , and the mutual information $I_q(\mathbf{X}, \mathbf{Y}; \mathbf{Z})$ then can be viewed as a measure of the complexity of \mathbf{Z} .

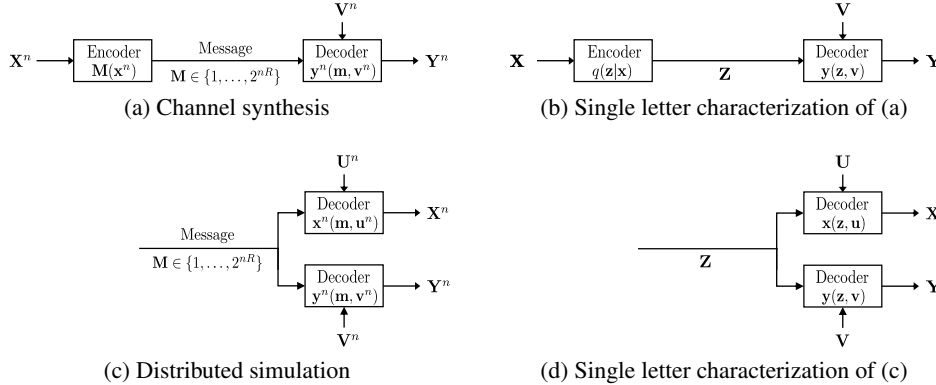


Figure 1: Schematics for channel synthesis from \mathbf{X} to \mathbf{Y} (a,b), and distributed simulation of (\mathbf{X}, \mathbf{Y}) (c,d). (a,c) and (b,d) correspond to the operational definition and the single letter characterization of each problem, respectively. The local randomness \mathbf{U} and \mathbf{V} make the decoders stochastic.

Based on these information theoretic observations, we apply the idea of learning succinct common representation to design a new generative model for a pair of correlated variables: seeking a succinct representation \mathbf{Z} in learning the underlying distribution based on its sample may also help reduce the burden on the decoder’s side and thereby achieve a better generative performance. The rest of the paper gradually develops our framework as follows. We first define a probabilistic model based on the motivating problems, which we aim to train and use for generation tasks (Section 2.1), and then establish a general principle for learning the model based on the optimization problem (1) (Section 2.2). We propose one instantiation of the principle with a standard variational technique by introducing additional encoder distributions (Section 2.3). The proposed model with its training method can be viewed as a variant of variational autoencoders (VAEs) [10, 19], and is thus called *Wyner VAE*. (See Appendix A for a brief introduction on VAEs.) The new encoder components introduced in Wyner VAE allow us to decompose a data vector into the common representation and the local representation, which can be used for sampling with style manipulation. We carefully compare our model and show its advantages over the existing VAE variants [27, 25, 24, 23, 28] and the information bottleneck (IB) principle [26] (Section 3), which is a well-known information theoretic principle in representation learning. In the experiments, we empirically show the utility of our model in various sampling tasks and its superiority over existing models and that learning a succinct common representation achieves better generative performance in generation tasks (Section 4).

2 The Proposed Method

2.1 Wyner common representation model for joint and conditional sampling tasks

We first construct a probabilistic model for both joint and conditional sampling based on the single letter characterizations of the motivating problems (Fig. 1(b,d)). We assume that all distributions to be introduced below belong to some standard parametric families such as Gaussians, and use (q, ϕ) (or (p, θ)) to denote the parameters and the distribution of encoders (or decoders and priors).

In both channel synthesis and distributed simulation, $\mathbf{Z} \sim p_\theta(\mathbf{z})$ signifies the common randomness fed into the deterministic decoders $\mathbf{x}_\theta(\mathbf{z}, \mathbf{u})$ and $\mathbf{y}_\theta(\mathbf{z}, \mathbf{v})$, while $\mathbf{U} \sim p_\theta(\mathbf{u})$ and $\mathbf{V} \sim p_\theta(\mathbf{v})$ signify the local randomnesses for each decoder. We take the sources of randomness (or priors) $p_\theta(\mathbf{z}), p_\theta(\mathbf{u}), p_\theta(\mathbf{v})$ as standard parametric distributions such as Gaussian from which a sample can

be easily drawn. \mathbf{U} (or \mathbf{V}) is interpreted as a local description of \mathbf{X} (or \mathbf{Y}) given the common description \mathbf{Z} . We can also view \mathbf{U} (or \mathbf{V}) as an intrinsic randomness of the stochastic decoder $\tilde{p}_\theta(\mathbf{x}|\mathbf{z})$ (or $\tilde{p}_\theta(\mathbf{y}|\mathbf{z})$), which is the *induced* distribution by the decoder $\mathbf{x}_\theta(\mathbf{z}, \mathbf{u})$ (or $\mathbf{y}_\theta(\mathbf{z}, \mathbf{v})$) and the prior $p_\theta(\mathbf{u})$ (or $p_\theta(\mathbf{v})$). To perform joint sampling, we need the priors $p_\theta(\mathbf{z}), p_\theta(\mathbf{u}), p_\theta(\mathbf{v})$ and the decoders $\mathbf{x}_\theta(\mathbf{z}, \mathbf{u})$ and $\mathbf{y}_\theta(\mathbf{z}, \mathbf{v})$ (Fig. 1(d)). For conditional sampling of \mathbf{Y} given $\mathbf{X} = \mathbf{x}$, we need the *marginal* encoder $q_\phi(\mathbf{z}|\mathbf{x})$ to be defined in addition to the prior $p_\theta(\mathbf{v})$ and the decoder $\mathbf{y}_\theta(\mathbf{z}, \mathbf{v})$ (Fig. 1(b)). We focus on how to learn $q_\phi(\mathbf{z}|\mathbf{x})$ in what follows, since $q_\phi(\mathbf{z}|\mathbf{y})$ can be dealt with in the same way by the symmetry of the Markov chain $\mathbf{X} - \mathbf{Z} - \mathbf{Y}$.

After Wyner, we name the entirety of all the components (the marginal encoders $q_\phi(\mathbf{z}|\mathbf{x}), q_\phi(\mathbf{z}|\mathbf{y})$, the priors $p_\theta(\mathbf{z}), p_\theta(\mathbf{u}), p_\theta(\mathbf{v})$, and the decoders $\mathbf{x}_\theta(\mathbf{z}, \mathbf{u}), \mathbf{y}_\theta(\mathbf{z}, \mathbf{v})$) that is essential for joint and conditional sampling tasks as the *Wyner common representation model* or the *Wyner model* in short.

2.2 Learning Wyner model with succinct common representation learning

We now propose a principle for learning each component in the Wyner model based on the optimization problem (1). In practice, the data distribution $q(\mathbf{x}, \mathbf{y})$ is replaced by the empirical distribution $q_{\text{emp}}(\mathbf{x}, \mathbf{y})$ defined by the given samples. To train the components for joint sampling in the Wyner model, we solve the optimization problem (1) by incorporating a new consistency constraint

$$q(\mathbf{x}, \mathbf{y})q_\phi(\mathbf{z}|\mathbf{x}, \mathbf{y}) \equiv p_\theta(\mathbf{z})\tilde{p}_\theta(\mathbf{x}|\mathbf{z})\tilde{p}_\theta(\mathbf{y}|\mathbf{z}), \quad (2)$$

with the priors $p_\theta(\mathbf{z}), p_\theta(\mathbf{u}), p_\theta(\mathbf{v})$ and the decoders $\mathbf{x}_\theta(\mathbf{z}, \mathbf{u}), \mathbf{y}_\theta(\mathbf{z}, \mathbf{v})$ as new optimization variables. The Markovity condition $\mathbf{X} - \mathbf{Z} - \mathbf{Y}$ can be removed under the new constraint (2). We then relax the constraint (2) with an inequality constraint on a distance or divergence measure $D(p_\theta(\mathbf{z})\tilde{p}_\theta(\mathbf{x}|\mathbf{z})\tilde{p}_\theta(\mathbf{y}|\mathbf{z}), q(\mathbf{x}, \mathbf{y})q_\phi(\mathbf{z}|\mathbf{x}, \mathbf{y}))$ and convert the problem into an unconstrained Lagrangian form as in [31]:

$$\begin{aligned} \text{minimize} \quad & D(p_\theta(\mathbf{z})\tilde{p}_\theta(\mathbf{x}|\mathbf{z})\tilde{p}_\theta(\mathbf{y}|\mathbf{z}), q(\mathbf{x}, \mathbf{y})q_\phi(\mathbf{z}|\mathbf{x}, \mathbf{y})) + \lambda I_q(\mathbf{X}, \mathbf{Y}; \mathbf{Z}) \\ \text{variables} \quad & q_\phi(\mathbf{z}|\mathbf{x}, \mathbf{y}), p_\theta(\mathbf{z}), p_\theta(\mathbf{u}), p_\theta(\mathbf{v}), \mathbf{x}_\theta(\mathbf{z}, \mathbf{u}), \mathbf{y}_\theta(\mathbf{z}, \mathbf{v}) \end{aligned} \quad (3)$$

Here $\lambda > 0$ denotes the reciprocal of the Lagrange multiplier and $D(p, q)$ can be any proper distance or divergence measure between distributions such as f -divergences, Jensen–Shannon divergence, Wasserstein distance, or maximum mean discrepancy [31]. Note the trade-off between the fitting $D(p, q)$ and the succinctness $I_q(\mathbf{X}, \mathbf{Y}; \mathbf{Z})$ in the objective function, where a larger λ promotes a more succinct common representation. Since this optimization problem trains all components in the Wyner model for joint sampling, we call this step as the *joint model training*.

After the joint model training, we want to find the marginal encoder $q_\phi(\mathbf{z}|\mathbf{x})$ that is consistent to $q(\mathbf{y}|\mathbf{x})q_\phi(\mathbf{z}|\mathbf{x}, \mathbf{y})$. Provided that all the encoders, the priors and the decoders from (3) are consistent, it is then equivalent to satisfying that $q(\mathbf{x})q_\phi(\mathbf{z}|\mathbf{x}) \equiv p_\theta(\mathbf{z})\tilde{p}_\theta(\mathbf{x}|\mathbf{z})$, which leads us to solving the following optimization problem:

$$\begin{aligned} \text{minimize} \quad & D(p_\theta(\mathbf{z})\tilde{p}_\theta(\mathbf{x}|\mathbf{z}), q(\mathbf{x})q_\phi(\mathbf{z}|\mathbf{x})) \\ \text{variables} \quad & q_\phi(\mathbf{z}|\mathbf{x}) \end{aligned} \quad (4)$$

We call this step as the *marginal encoder training*. In words, we learn $q_\phi(\mathbf{z}|\mathbf{x})$ by matching the joint distributions over (\mathbf{X}, \mathbf{Z}) induced by $q(\mathbf{x}), q_\phi(\mathbf{z}|\mathbf{x})$ and $p_\theta(\mathbf{z}), p_\theta(\mathbf{u}), \mathbf{x}_\theta(\mathbf{z}, \mathbf{u})$, while fixing the priors and the decoders. We remark that a similar two-step training procedure (referred as the frozen likelihood trick) was also proposed for training a joint variant of VAE [27].

We have established a general recipe for finding each component in the Wyner model with succinct common representation learning by solving two separate optimization problems (3),(4) — yet, to implement in practice, we need to choose which divergence/distance metric $D(p, q)$ to use, and also need to address computationally intractable terms—the induced distributions $\tilde{p}_\theta(\mathbf{x}|\mathbf{z}), \tilde{p}_\theta(\mathbf{y}|\mathbf{z})$ and the mutual information term $I_q(\mathbf{X}, \mathbf{Y}; \mathbf{Z})$ —in (3), (4).

2.3 Wyner common representation VAE: Variational learning of Wyner model

We propose one readily implementable solution based on a standard variational technique. We first choose the metric $D(p, q)$ as the reverse KL divergence $D_{\text{KL}}(q||p)$, which is a common choice in the variational inference literature (see, e.g., [2]). To remove the intractable induced distributions, we now relax the objective function in (3) by introducing variational encoders $q_\phi(\mathbf{u}|\mathbf{z}, \mathbf{x})$ and $q_\phi(\mathbf{v}|\mathbf{z}, \mathbf{y})$:

$$D_{\text{KL}}(q(\mathbf{x}, \mathbf{y})q_\phi(\mathbf{z}|\mathbf{x}, \mathbf{y})||p_\theta(\mathbf{z})\tilde{p}_\theta(\mathbf{x}|\mathbf{z})\tilde{p}_\theta(\mathbf{y}|\mathbf{z})) \quad (5)$$

$$\leq D_{\text{KL}}(q(\mathbf{x}, \mathbf{y})q_\phi(\mathbf{z}|\mathbf{x}, \mathbf{y})q_\phi(\mathbf{u}|\mathbf{z}, \mathbf{x})q_\phi(\mathbf{v}|\mathbf{z}, \mathbf{y})\|p_\theta(\mathbf{z})\tilde{p}_\theta(\mathbf{x}|\mathbf{z})\tilde{p}_\theta(\mathbf{y}|\mathbf{z})\tilde{p}_\theta(\mathbf{u}, \mathbf{v}|\mathbf{x}, \mathbf{y}, \mathbf{z})) \quad (6)$$

$$= D_{\text{KL}}(q(\mathbf{x}, \mathbf{y})q_\phi(\mathbf{z}|\mathbf{x}, \mathbf{y})q_\phi(\mathbf{u}|\mathbf{z}, \mathbf{x})q_\phi(\mathbf{v}|\mathbf{z}, \mathbf{y})\|p_\theta(\mathbf{z})p_\theta(\mathbf{u})p_\theta(\mathbf{v})p_\theta(\mathbf{x}|\mathbf{z}, \mathbf{u})p_\theta(\mathbf{y}|\mathbf{z}, \mathbf{v})), \quad (7)$$

where (6) follows from the chain rule and nonnegativity of KL divergence (see, e.g., [3]), $\tilde{p}_\theta(\mathbf{u}, \mathbf{v}|\mathbf{x}, \mathbf{y}, \mathbf{z})$ denotes the induced conditional distribution by $p_\theta(\mathbf{u}), p_\theta(\mathbf{v}), p_\theta(\mathbf{x}|\mathbf{z}, \mathbf{u}), p_\theta(\mathbf{y}|\mathbf{z}, \mathbf{v})$, and $p_\theta(\mathbf{x}|\mathbf{z}, \mathbf{u})$ (or $p_\theta(\mathbf{y}|\mathbf{z}, \mathbf{v})$) denotes the distribution induced by the decoder $\mathbf{x}_\theta(\mathbf{z}, \mathbf{u})$ (or $\mathbf{y}_\theta(\mathbf{z}, \mathbf{v})$). Note that the intractable distributions $\tilde{p}_\theta(\mathbf{x}|\mathbf{z}), \tilde{p}_\theta(\mathbf{y}|\mathbf{z})$ no longer appear in the upper bound (7).

For the mutual information term $I_q(\mathbf{X}, \mathbf{Y}; \mathbf{Z})$ with $(\mathbf{X}, \mathbf{Y}, \mathbf{Z}) \sim q(\mathbf{x}, \mathbf{y})q_\phi(\mathbf{z}|\mathbf{x}, \mathbf{y})$, we use the following standard upper bound (see, e.g., [31]):

$$I_q(\mathbf{X}, \mathbf{Y}; \mathbf{Z}) = \mathbb{E}_{q(\mathbf{x}, \mathbf{y})}[D_{\text{KL}}(q_\phi(\mathbf{z}|\mathbf{x}, \mathbf{y})\|\tilde{q}_\phi(\mathbf{z}))] \leq \mathbb{E}_{q(\mathbf{x}, \mathbf{y})}[D_{\text{KL}}(q_\phi(\mathbf{z}|\mathbf{x}, \mathbf{y})\|p_\theta(\mathbf{z}))], \quad (8)$$

where $\tilde{q}_\phi(\mathbf{z})$ denotes the induced marginal distribution by $q(\mathbf{x}, \mathbf{y})$ and $q_\phi(\mathbf{z}|\mathbf{x}, \mathbf{y})$. Note here that the relaxation gap is $D_{\text{KL}}(\tilde{q}_\phi(\mathbf{z})\|p_\theta(\mathbf{z}))$, which is again upper bounded by the joint KL divergence (5). Therefore, all relaxation steps in (6) and (8) become tight when the joint distributions induced by data distribution, encoders, priors, and decoders are perfectly consistent with each other, i.e.,

$$\begin{aligned} q_\phi(\mathbf{x}, \mathbf{y}, \mathbf{z}, \mathbf{u}, \mathbf{v}) &\triangleq q(\mathbf{x}, \mathbf{y})q_\phi(\mathbf{z}|\mathbf{x}, \mathbf{y})q_\phi(\mathbf{u}|\mathbf{z}, \mathbf{x})q_\phi(\mathbf{v}|\mathbf{z}, \mathbf{y}) \\ &\equiv p_\theta(\mathbf{z})p_\theta(\mathbf{u})p_\theta(\mathbf{v})p_\theta(\mathbf{x}|\mathbf{z}, \mathbf{u})p_\theta(\mathbf{y}|\mathbf{z}, \mathbf{v}) \triangleq p_\theta(\mathbf{x}, \mathbf{y}, \mathbf{z}, \mathbf{u}, \mathbf{v}). \end{aligned}$$

To sum up, the final relaxed optimization problem for the joint model training is

$$\begin{aligned} \text{minimize} \quad & D_{\text{KL}}(q_\phi(\mathbf{x}, \mathbf{y}, \mathbf{z}, \mathbf{u}, \mathbf{v})\|p_\theta(\mathbf{x}, \mathbf{y}, \mathbf{z}, \mathbf{u}, \mathbf{v})) + \lambda \mathbb{E}_{q(\mathbf{x}, \mathbf{y})}[D_{\text{KL}}(q_\phi(\mathbf{z}|\mathbf{X}, \mathbf{Y})\|p_\theta(\mathbf{z}))] \\ \text{variables} \quad & q_\phi(\mathbf{z}|\mathbf{x}, \mathbf{y}), q_\phi(\mathbf{u}|\mathbf{z}, \mathbf{x}), q_\phi(\mathbf{v}|\mathbf{z}, \mathbf{y}), p_\theta(\mathbf{z}), p_\theta(\mathbf{u}), p_\theta(\mathbf{v}), \mathbf{x}_\theta(\mathbf{z}, \mathbf{u}), \mathbf{y}_\theta(\mathbf{z}, \mathbf{v}) \end{aligned} \quad (9)$$

Note that the additional information regularization with $\lambda > 0$ is only on the common representation \mathbf{Z} , but not on \mathbf{U}, \mathbf{V} , which we call local representation. By increasing $\lambda > 0$ to a proper degree that does not impede fitting, we can “reroute” the information flow from (\mathbf{X}, \mathbf{Y}) through the common representation $q_\phi(\mathbf{z}|\mathbf{x}, \mathbf{y})$ to the local representations $q_\phi(\mathbf{u}|\mathbf{z}, \mathbf{x}), q_\phi(\mathbf{v}|\mathbf{z}, \mathbf{y})$.

Following similar steps in (5),(6),(7), the objective function in (4) can also be upper bounded as

$$D_{\text{KL}}(q(\mathbf{x})q_\phi(\mathbf{z}|\mathbf{x})\|p_\theta(\mathbf{z})\tilde{p}_\theta(\mathbf{x}|\mathbf{z})) \leq D_{\text{KL}}(q(\mathbf{x})q_\phi(\mathbf{z}|\mathbf{x})q_\phi(\mathbf{u}|\mathbf{z}, \mathbf{x})\|p_\theta(\mathbf{z})p_\theta(\mathbf{u})p_\theta(\mathbf{x}|\mathbf{z}, \mathbf{u})),$$

and thus the marginal encoder training step can be relaxed as

$$\begin{aligned} \text{minimize} \quad & D_{\text{KL}}(q(\mathbf{x})q_\phi(\mathbf{z}|\mathbf{x})q_\phi(\mathbf{u}|\mathbf{z}, \mathbf{x})\|p_\theta(\mathbf{z})p_\theta(\mathbf{u})p_\theta(\mathbf{x}|\mathbf{z}, \mathbf{u})) \\ \text{variables} \quad & q_\phi(\mathbf{z}|\mathbf{x}) \end{aligned} \quad (10)$$

We call the overall framework which consists of all the components in the Wyner model and the additional encoders $q_\phi(\mathbf{z}|\mathbf{x}, \mathbf{y}), q_\phi(\mathbf{u}|\mathbf{z}, \mathbf{x}), q_\phi(\mathbf{v}|\mathbf{z}, \mathbf{y})$ together with its training optimization problems (9),(10) as *Wyner common representation VAE* (or *Wyner VAE* in short). After parameterizing each distribution component in Wyner VAE as standard parametric distributions such as Gaussians, whose parameters are again parameterized by deep neural networks, Wyner VAE can be trained efficiently by the standard reparameterization trick [10] as in the standard VAE. (See Appendix C for the Gaussian parameterization and the corresponding objective functions.)

We remark the role of the encoders $q_\phi(\mathbf{z}|\mathbf{x}, \mathbf{y}), q_\phi(\mathbf{u}|\mathbf{z}, \mathbf{x}), q_\phi(\mathbf{v}|\mathbf{z}, \mathbf{y})$. The joint encoder $q_\phi(\mathbf{z}|\mathbf{x}, \mathbf{y})$ appears in the optimization problem (1) and plays as a *reference distribution* in learning the components of the Wyner model. The variational encoders $q_\phi(\mathbf{u}|\mathbf{z}, \mathbf{x})$ and $q_\phi(\mathbf{v}|\mathbf{z}, \mathbf{y})$ are introduced to remove the intractable induced distributions $\tilde{p}_\theta(\mathbf{z}|\mathbf{x})$ and $\tilde{p}_\theta(\mathbf{z}|\mathbf{y})$, satisfying the correct conditional independence structure implied by the decoder model $p_\theta(\mathbf{z})p_\theta(\mathbf{u})p_\theta(\mathbf{v})p_\theta(\mathbf{x}|\mathbf{z}, \mathbf{u})p_\theta(\mathbf{y}|\mathbf{z}, \mathbf{v})$, that is, $q_\phi(\mathbf{z}, \mathbf{u}, \mathbf{v}|\mathbf{x}, \mathbf{y}) = q_\phi(\mathbf{z}|\mathbf{x}, \mathbf{y})q_\phi(\mathbf{u}|\mathbf{z}, \mathbf{x})q_\phi(\mathbf{v}|\mathbf{z}, \mathbf{y})$, or equivalently $\mathbf{U} \perp\!\!\!\perp (\mathbf{V}, \mathbf{Y})|\mathbf{Z}$ and $\mathbf{V} \perp\!\!\!\perp (\mathbf{U}, \mathbf{X})|\mathbf{Z}$. If we learn a succinct common representation $q_\phi(\mathbf{z}|\mathbf{x}, \mathbf{y})$ (e.g., a shared concept) from (\mathbf{X}, \mathbf{Y}) , then $q_\phi(\mathbf{u}|\mathbf{z}, \mathbf{x})$ would capture the remaining randomness \mathbf{U} of \mathbf{X} (e.g., texture and style). We call this decomposition of the pair (\mathbf{X}, \mathbf{Y}) into the common representation \mathbf{Z} and the local representation \mathbf{U}, \mathbf{V} as *common-local information decomposition* of (\mathbf{X}, \mathbf{Y}) . We refer to $(\mathbf{Z}, \mathbf{U}, \mathbf{V})$ as the *joint representation* of (\mathbf{X}, \mathbf{Y}) , to distinguish it from the common representation \mathbf{Z} . Provided that Wyner VAE achieves a good information decomposition, the variational encoders then can be used to explicitly in finding the local representations \mathbf{U} and \mathbf{V} from the data variables \mathbf{X} and \mathbf{Y} .

Sampling with style control. As alluded to above, the variational encoders $q_\phi(\mathbf{u}|\mathbf{z}, \mathbf{x}), q_\phi(\mathbf{v}|\mathbf{z}, \mathbf{y})$ can be used in sampling tasks *with style control* as a local representation (i.e., style) extractor. We

illustrate how to perform conditional sampling with style control (Fig. 2 (e)). Suppose that (\mathbf{X}, \mathbf{Y}) is a pair of correlated images generated from the common concept but from different domains. Given an image \mathbf{y}_0 , we can extract the style information \mathbf{V}_0 from \mathbf{y}_0 by sampling $(\mathbf{Z}_0, \mathbf{V}_0)$ from $q_\phi(\mathbf{z}|\mathbf{y})q_\phi(\mathbf{v}|\mathbf{z}, \mathbf{y})$ (Fig. 2(d)). We then generate \mathbf{Y}_j from an image \mathbf{x}_j similar to conditional sampling (Fig. 2(c)), while replacing the randomly drawn local representation $\mathbf{V} \sim p_\theta(\mathbf{v})$ with the previously extracted style \mathbf{V}_0 , thereby the generated images $\mathbf{Y}_{0,j}$'s are of the same style as the reference image \mathbf{y}_0 . In a similar manner, we can also perform joint sampling with a given reference data pair $(\mathbf{x}_0, \mathbf{y}_0)$, by feeding a randomly drawn common representation \mathbf{Z} from the prior $p_\theta(\mathbf{z})$.

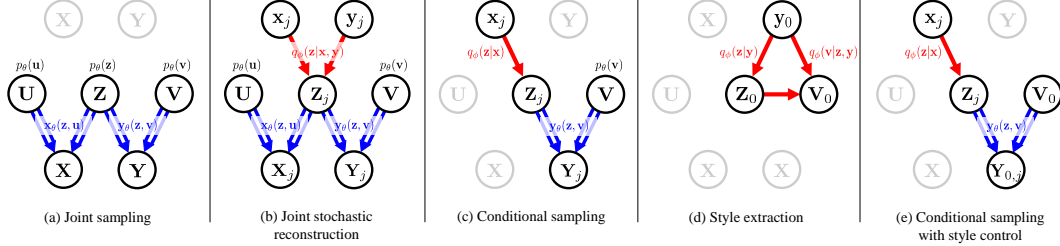


Figure 2: Schematics for selected sampling tasks. Double arrows denote deterministic mapping.

3 Related Work

Here we compare the proposed Wyner VAE to the existing models, but defer a more detailed comparison of the encoder, decoder, prior components and objective functions of each model to Appendix B. We provide a summary for capabilities of each model in Table 1.

VAE models. Two existing joint VAE models — joint VAE (JVAE) [27] and joint multimodal VAE (JMVAE) [25] — implement a similar idea of performing joint and conditional generation tasks via a symmetric Markov chain $\mathbf{X} - \mathbf{W} - \mathbf{Y}$, where \mathbf{W} is the *joint representation* of (\mathbf{X}, \mathbf{Y}) . As these models learn the joint representation $\mathbf{W} = (\mathbf{Z}, \mathbf{U}, \mathbf{V})$ as a single object without decomposition, they are not capable of distinguishing the common feature from the data variable(s).

Conditional VAE (CVAE) [24] directly models the conditional distribution $q(\mathbf{y}|\mathbf{x})$, obtained by simply conditioning every component in the vanilla VAE for $q(\mathbf{y})$ with the conditioning variable \mathbf{X} . If \mathbf{Y} is an image and \mathbf{X} is an attribute of the image, a latent representation \mathbf{V} in CVAE can be interpreted as the style information of \mathbf{Y} given \mathbf{X} . Wyner VAE can be viewed as a combination of two CVAEs with \mathbf{Z} as a common conditioning variable, being capable of bidirectional sampling in its nature. Yet, if \mathbf{X} is high-dimensional, the conditional models like CVAE in general tend to overfit the input data of \mathbf{X} . Bottleneck conditional density estimation (BCDE) [23] proposed to learn a joint and a conditional VAE models simultaneously by softly tying the parameters of the two models, regarding learning the joint distribution and learning the conditional distributions as two separate problems. Wyner VAE naturally addresses such problem by incorporating joint distribution learning with conditional distribution learning and finding the succinct conditioning variable \mathbf{Z} .

The same decoder structure of Wyner VAE with the “shared” (\mathbf{Z}) and the “private” (\mathbf{U}, \mathbf{V}) latent variables has been also studied in the context of multi-view learning [22, 6, 21, 5] mostly based on a linear analysis such as canonical correlation analysis (CCA). More recently, variational CCA-private (VCCA-private) [28] was proposed to learn the decoder model with variational encoders $q_\phi(\mathbf{z}|\mathbf{x})$, $q_\phi(\mathbf{u}|\mathbf{x})$, and $q_\phi(\mathbf{v}|\mathbf{y})$. However, the conditional independence assumption $q_\phi(\mathbf{z}, \mathbf{u}, \mathbf{v}|\mathbf{x}, \mathbf{y}) = q_\phi(\mathbf{z}|\mathbf{x})q_\phi(\mathbf{u}|\mathbf{x})q_\phi(\mathbf{v}|\mathbf{y})$ is rather ad-hoc, which implies a limitation in its generative performance.

Information bottleneck principle. The information bottleneck (IB) principle (or method) [26] is a widely known information theoretic approach in representation learning especially for *discriminative tasks*, i.e., when the target variable \mathbf{Y} is a function of \mathbf{X} and/or even discrete. Motivated by

Table 1: Summary of related work.²

	C	J	S
JVAE [27], JMVAE [25]	○	○	×
CVAE [24]	○	×	○
VCCA-private [28]	○	○	○
VIB [1]	○	×	×
Wyner VAE	○	○	○

²J: joint generation, C: conditional generation, S: style manipulation.

lossy compression, the IB principle proposes to find a *compressed* representation \mathbf{Z} from the input variable \mathbf{X} (i.e., $q_\phi(\mathbf{z}|\mathbf{x})$) while maximizing the relevance of \mathbf{Z} in *predicting* the target variable \mathbf{Y} as the minimizer of the optimization problem minimize $_{q_\phi(\mathbf{z}|\mathbf{x})} \beta I_q(\mathbf{X}; \mathbf{Z}) - I_q(\mathbf{Y}; \mathbf{Z})$, where $(\mathbf{X}, \mathbf{Y}, \mathbf{Z}) \sim q(\mathbf{x}, \mathbf{y})q_\phi(\mathbf{z}|\mathbf{x})$.

The foremost difference between the IB principle and our approach is in the underlying Markov chains: our symmetric Markovity assumption $\mathbf{X} - \mathbf{Z} - \mathbf{Y}$ is more natural than $\mathbf{Z} - \mathbf{X} - \mathbf{Y}$ of IB, when guessing \mathbf{Y} based on \mathbf{Z} as a representation of \mathbf{X} . Further, our framework aims to find a certain common information structure characterized by Wyner’s common information with proper analogies to generation tasks of our interest, whereas the compressed-from- \mathbf{X} yet relevant-to- \mathbf{Y} representation \mathbf{Z} in the IB principle lacks its operational meaning, relying on a rather weak analogy to lossy compression. We summarize other differences in various aspects in Table 2. In particular, we compare Wyner VAE with variational IB (VIB) [1] in the experiments, which is an instantiation of the IB principle based on a variational technique that can be implemented with neural networks. As empirically shown below, VIB is not suitable for conditional generative tasks if the target variable \mathbf{Y} is high-dimensional.

Table 2: Wyner model vs. the IB principle.

	Wyner model	IB principle
Motivating problem	Channel synthesis, distributed simulation	Lossy compression
Probabilistic model	$\mathbf{X} - \mathbf{Z} - \mathbf{Y}$	$\mathbf{Z} - \mathbf{X} - \mathbf{Y}$
Direction of inference	Bidirectional	Unidirectional
Measure of succinctness	$I(\mathbf{Z}; \mathbf{X}, \mathbf{Y})$	$I(\mathbf{Z}; \mathbf{X})$
Measure of fit/relevance	$D(p, q)$	$I(\mathbf{Z}; \mathbf{Y})$
Optimal quantity	$J(\mathbf{X}; \mathbf{Y})$	N/A

4 Experiments

We empirically show that Wyner VAE outperforms JVAE, CVAE, VCCA-private, and VIB, for joint/conditional generation tasks and style control on various datasets. We refer the interested reader to Appendix D for the detailed settings of our experiments and implementation details.

Synthetic data. We first performed an experiment with a mixture of Gaussians (MoG) dataset as a toy example. We considered a pair of 10-dim. MoG random vectors (\mathbf{X}, \mathbf{Y}) only correlated through a label $\mathbf{Z} \sim \text{Unif}([1, 2, 3, 4, 5])$ (common information) and 5-dim. Gaussian random vectors $\mathbf{U}, \mathbf{V} \sim \mathcal{N}(0, I_5)$ (local randomness in each variable). We used the Gaussian latent variables $(\mathbf{Z}, \mathbf{U}, \mathbf{V})$ of dimensions (10, 10, 10), trained each model for 500 epochs (separate 50 epochs for each marginal encoder for JVAE and Wyner VAE) with a training data of size 50k, and summarized the numerical results in Fig. 3 and Table 3, which were evaluated with a test data of size 10k.

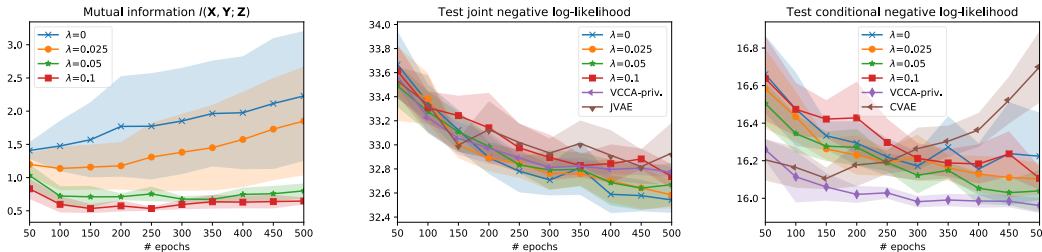


Figure 3: Numerical evaluations for MoG experiment. For each point of the plots, we trained 10 different models and plotted average values with the shaded region that shows the standard deviation. (Two largest and smallest outliers were dropped for each point.)

Fig. 3(a) shows that λ can control the common mutual information $I_q(\mathbf{X}, \mathbf{Y}; \mathbf{Z})$ in Wyner VAE — in particular, $\lambda \in \{0.05, 0.1\}$ kept the mutual information at a constant level. In Fig. 3(b,c), Wyner VAE with $\lambda = 0$ performed well for fitting joint distributions, but did not excel in conditional log-likelihoods. We observe that the performance of Wyner VAE on the test data gets improved throughout training by increasing λ : $\lambda = 0.05$ achieved a good conditional performance without too much sacrifice in the joint performance, while a large

Table 3: Best log-likelihoods during 500 epochs of training for MoG dataset.

	Joint nll	Cond. nll
Wyner VAE ($\lambda = 0$)	32.54 ± 0.11	16.16 ± 0.14
Wyner VAE ($\lambda = 0.05$)	32.64 ± 0.18	16.03 ± 0.07
JVAE [27]	32.82 ± 0.14	32.80 ± 0.76
VCCA-private [28]	32.77 ± 0.04	15.96 ± 0.04
CVAE [24]	-	16.11 ± 0.06
VIB [1] ($\beta = 0.1$)	-	503.91 ± 2.79

value of $\lambda (= 0.1)$ interfered fitting to the distribution, failing to capture the essential common information structure. Overall, Wyner VAE with λ control outperformed the other models. CVAE tends to overfit quickly as noted earlier. JVAE and VIB performed extremely worse in test conditional log-likelihoods compared to others as in Table 3. JVAE failed to capture the common information structure as the training epochs increased, while VIB was only able to capture the average behaviors — we demonstrate how these models failed in this toy dataset in Appendix F.1. Although VCCA-private achieved the best conditional likelihood with a comparable joint likelihood performance, this model fails to learn more complex distributions as illustrated in Fig. 5 and Appendix F.2,F.3.

MNIST and SVHN dataset. We performed experiments with image datasets MNIST [12] and SVHN [16], by randomly pairing digit images only through their labels. In particular, we constructed two dataset, MNIST–MNIST add-1 dataset, where $\text{label}(\mathbf{Y}_i) = \text{label}(\mathbf{X}_i) + 1 \pmod{10}$, and MNIST–SVHN dataset, where $\text{label}(\mathbf{Y}_i) = \text{label}(\mathbf{X}_i)$.

For MNIST–MNIST add-1 dataset, we trained Wyner VAE with different choices of $\lambda \in \{0.0, 0.1, \dots, 0.5\}$ to show the effect of λ on the generative performance of Wyner VAE. Fig. 4(a) corroborates our main claim that $\lambda > 0$ helps learning succinct representation in terms of small $I_q(\mathbf{X}, \mathbf{Y}; \mathbf{Z})$ and there exists a sweet spot ($\lambda = 0.1$) that strikes the balance between the fitting and the succinctness. We also evaluated the label accuracy using the pre-trained Le-Net5 [13] classification network of accuracy 99.1%, and the per-pixel variance of samples from conditional generation. Note that both high accuracy and high variance are desired for good generative models. Fig. 4(b) shows that by rerouting the information flow through \mathbf{Z} to \mathbf{U}, \mathbf{V} , $\lambda > 0$ helps \mathbf{U}, \mathbf{V} capture the style of images with a small sacrifice in label accuracy.

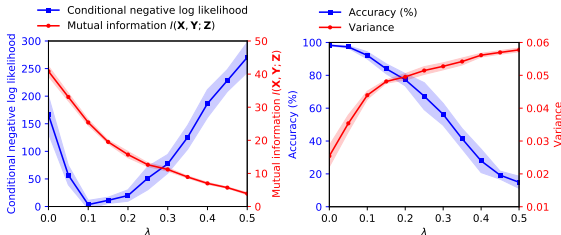


Figure 4: Numerical evaluations of Wyner VAE for conditional generation of MNIST–MNIST add-1 dataset. The plots were produced in the same manner as described in Fig. 3.

We also present image samples to visualize the effect of λ in Wyner VAE and the superiority of Wyner VAE over the existing models. We performed four sampling tasks—conditional generation, conditional generation with style control, joint stochastic generation, and joint sampling with style control; recall Fig. 2—for both MNIST–MNIST add-1 and MNIST–SVHN datasets, but here we present only a few samples for illustration: see Appendix F.2,F.3 for the full comparison. We defer all the samples from VIB to the appendix, as it only generated same “average” images.

Fig. 5 presents samples of MNIST–MNIST pairs by conditional generation with and without style control. Fig. 5(a1-c1) and Fig. 5(a2-c2) demonstrated how the variations in the generated images and the style information captured in \mathbf{V} are affected by varying λ , respectively. $\lambda = 0.1$ showed the best conditional generation results, consistent with Fig. 4(a). JVAE generated images without much variation. VCCA-private erred frequently in guessing the labels, which implies that the shared representation \mathbf{Z} in VCCA-private does not capture the “common information”.

Fig. 6 presents samples of MNIST–SVHN pair from two variations of joint sampling tasks. Fig. 6(a,b) show joint stochastic reconstruction: \mathbf{Z} is inferred from the label reference data, and samples are generated jointly by drawing local randomness $(\mathbf{U}, \mathbf{V}) \sim p_\theta(\mathbf{u})p_\theta(\mathbf{v})$; see Fig. 2(b). Fig. 6(c,d) show joint sampling with style control: similarly to conditional sampling with style control, we generated joint samples by drawing common randomness $\mathbf{Z} \sim p_\theta(\mathbf{z})$ with a specified local information from the style reference. In all cases, we observe that $\lambda = 0.1$ achieves better style manipulation over $\lambda = 0$, by attaining a better information decomposition.

CelebA dataset. Lastly, we demonstrated the potential of our approach in practice with a more realistic dataset. CelebA dataset [14] consists of pairs of a face image and a 40-dim. binary vector that contains attributes information of the face. We performed conditional generation of face images (\mathbf{Y}) given an attribute vector (\mathbf{X}). Since an attribute \mathbf{X} is a function of a given face image \mathbf{Y} , we let the dimension of the local variable \mathbf{U} be 0 in this case. Fig. 7 presents samples of CelebA faces from Wyner VAE, JVAE, and CVAE — Wyner VAE with $\lambda = 0.1$ generated a variety of faces with the correct attributes, while JVAE generated images with little variations as previously observed and CVAE generated diverse images but often with wrong attributes. See also Appendix F.4 for the results with style control and a numerical evaluation of the performance of Wyner VAE on CelebA dataset.




Figure 5: Samples from Wyner VAE and the other models for MNIST–MNIST add-1 dataset. (a1-f1) Conditional sampling. (a2-f2) Conditional sampling with style control. For both tasks, the leftmost column denotes the conditioning input to the models.



Figure 6: Samples from Wyner VAE for MNIST–SVHN dataset. (a,b) Joint stochastic reconstruction. (c,d) Joint generation with style control.



Figure 7: Samples from Wyner VAE, JVAE, and CVAE for CelebA dataset. Multiple face image samples were conditionally sampled given an attribute vector listed at the leftmost column.

5 Concluding Remarks

Cuff’s channel synthesis and Wyner’s distributed simulation are another manifestation of Occam’s razor by finding the simplest probabilistic structure that connects one random object to another. The proposed Wyner VAE finds this succinct structure in a disciplined yet efficient manner, and provides a theoretically sound alternative to the information bottleneck principle. The experimental results demonstrated the potential of our approach as a new way of learning joint and conditional generation tasks with optimal representation learning that can be further developed and refined for more complex dataset such as auditory, text, or a pair of those.

There are many promising future directions. First, a different distance/divergence $D(p, q)$ such as symmetric KL divergence [17] in our general recipe may achieve a better generative performance. Second, while the current framework can incorporate any unpaired data in the marginal encoder training step, a new idea for improving the Wyner model’s performance with unpaired data will make the developed framework applicable in a much richer context. It would be also interesting to investigate an operational meaning of the mutual information $I(\mathbf{X}, \mathbf{Y}; \mathbf{Z})$ in learning distributions. For example, can generative performance or generalization error in learning distributions be related with $I(\mathbf{X}, \mathbf{Y}; \mathbf{Z})$ as in [30]? Provided with a proper theoretical justification, we believe that our framework can be a new information theoretic principle in representation learning as the information bottleneck principle [26].

Appendix A A Quick Overview on Variational Autoencoders

Variational autoencoder (VAE) [10, 19] is a class of deep generative models that aim to *simulate* the unknown distribution $q(\mathbf{x})$ underlying the data $\mathbf{x}_1, \dots, \mathbf{x}_N$ to generate new samples from this distribution efficiently. Let $q_{\text{emp}}(\mathbf{x})$ be the empirical distribution defined by the sample. Assume a generative latent variable model $p_\theta(\mathbf{z})p_\theta(\mathbf{x}|\mathbf{z})$ to model the underlying distribution $q(\mathbf{x})$. One of the standard approach to learn each component in the model, the prior $p_\theta(\mathbf{z})$ and the decoder $p_\theta(\mathbf{x}|\mathbf{z})$, is the maximum likelihood approach that aims to solve

$$\underset{\theta}{\text{maximize}} \sum_{i=1}^N \log \tilde{p}_\theta(\mathbf{x}_i), \quad (11)$$

or equivalently,

$$\underset{\theta}{\text{minimize}} D_{\text{KL}}(q_{\text{emp}}(\mathbf{x})\|\tilde{p}_\theta(\mathbf{x})), \quad (12)$$

where $\tilde{p}_\theta(\mathbf{x})$ is the induced distribution characterized by $p_\theta(\mathbf{z})p_\theta(\mathbf{x}|\mathbf{z})$, i.e., $\tilde{p}_\theta(\mathbf{x}) \triangleq \int p_\theta(\mathbf{z})p_\theta(\mathbf{x}|\mathbf{z}) d\mathbf{z}$. However, it is often computationally hard to solve the optimization problem directly due to the induced distribution $\tilde{p}_\theta(\mathbf{x})$ that involves an integration over a high-dimensional space.

In variational Bayesian learning approach (see, e.g., [2]), an approximate posterior $q_\phi(\mathbf{z}|\mathbf{x})$ (also called as an encoder) is introduced to relax the objective (11). Here we present a short derivation of the well-known VAE objective function. Note that the objective in (11) can be upper bounded as

$$D_{\text{KL}}(q_{\text{emp}}(\mathbf{x})\|\tilde{p}_\theta(\mathbf{x})) \leq D_{\text{KL}}(q_{\text{emp}}(\mathbf{x})\|\tilde{p}_\theta(\mathbf{x})) + \mathbb{E}_{q_{\text{emp}}(\mathbf{x})}[D_{\text{KL}}(q_\phi(\mathbf{z}|\mathbf{X})\|\tilde{p}_\theta(\mathbf{z}|\mathbf{X}))] \quad (13)$$

$$= D_{\text{KL}}(q_{\text{emp}}(\mathbf{x})q_\phi(\mathbf{x}|\mathbf{z})\|\tilde{p}_\theta(\mathbf{x})\tilde{p}_\theta(\mathbf{z}|\mathbf{x})) \quad (14)$$

$$= D_{\text{KL}}(q_{\text{emp}}(\mathbf{x})q_\phi(\mathbf{x}|\mathbf{z})\|p_\theta(\mathbf{z})p_\theta(\mathbf{x}|\mathbf{z})), \quad (15)$$

where $\tilde{p}_\theta(\mathbf{z}|\mathbf{x})$ is the induced posterior characterized by $p_\theta(\mathbf{z})p_\theta(\mathbf{x}|\mathbf{z})$. (13) follows from the nonnegativity of the KL divergence, and (14) follows from the chain rule of the KL divergence (see, e.g. [3]). Note that the final relaxed form (15) does not contain the intractable term $\tilde{p}_\theta(\mathbf{x})$. The variational relaxation is tight if and only if $D_{\text{KL}}(q_\phi(\mathbf{z}|\mathbf{x})\|p_\theta(\mathbf{z}|\mathbf{x})) = 0$ for all \mathbf{x} .

The upper bound (15) is the objective function for the standard VAE model [10, 19]. That is, the standard VAE model aims to solve the following optimization problem:

$$\underset{\theta, \phi}{\text{minimize}} D_{\text{KL}}(q_{\text{emp}}(\mathbf{x})q_\phi(\mathbf{z}|\mathbf{x})\|p_\theta(\mathbf{z})p_\theta(\mathbf{x}|\mathbf{z})). \quad (16)$$

To express the objective function in a more standard form in the literature, we add a constant $h(q_{\text{emp}}(\mathbf{x}))$, the differential entropy of $q_{\text{emp}}(\mathbf{x})$, and then derive

$$D_{\text{KL}}(q_{\text{emp}}(\mathbf{x})q_\phi(\mathbf{z}|\mathbf{x})\|p_\theta(\mathbf{z})p_\theta(\mathbf{x}|\mathbf{z})) + h(q_{\text{emp}}(\mathbf{x})) \quad (17)$$

$$= \mathbb{E}_{q_{\text{emp}}(\mathbf{x})} \left[D_{\text{KL}}(q_\phi(\mathbf{z}|\mathbf{X})\|p_\theta(\mathbf{z})) + \int q_\phi(\mathbf{z}|\mathbf{X}) \log \frac{1}{p_\theta(\mathbf{X}|\mathbf{z})} d\mathbf{z} \right] =: \mathbb{E}_{q_{\text{emp}}(\mathbf{x})} [\mathcal{L}_{\theta, \phi}(\mathbf{X})]. \quad (18)$$

The loss function $\mathcal{L}_{\theta, \phi}(\mathbf{x})$ in (18) with negation is called the *evidence lower bound* (ELBO) in the literature, since $-\mathcal{L}_{\theta, \phi}(\mathbf{x})$ lower bounds the *evidence* $\log p_\theta(\mathbf{x})$ for each \mathbf{x} . The KL divergence term and the expected log loss term are called as the *regularization* term and the *reconstruction* term, respectively.

Assume that the observed variable \mathbf{X} is continuous for simplicity. The most standard parameterization of the components in the VAE model is the diagonal Gaussian parameterization

$$p_\theta(\mathbf{z}) = \mathcal{N}(\mathbf{z}|0, \text{diag}(\boldsymbol{\sigma}_{0, \theta}^2)), \quad (19)$$

$$p_\theta(\mathbf{x}|\mathbf{z}) = \mathcal{N}(\mathbf{x}|\mathbf{x}_\theta(\mathbf{z}), \text{diag}(\boldsymbol{\sigma}_\theta^2(\mathbf{z}))), \quad (20)$$

$$q_\phi(\mathbf{z}|\mathbf{x}) = \mathcal{N}(\mathbf{z}|\mathbf{z}_\phi(\mathbf{x}), \text{diag}(\boldsymbol{\sigma}_\phi^2(\mathbf{x}))), \quad (21)$$

where each function may be parameterized by a neural network. Here, $\boldsymbol{\sigma}^2$ denotes a vector of a proper dimension and $\text{diag}(\boldsymbol{\sigma}^2)$ denotes a diagonal matrix with diagonal entries $\boldsymbol{\sigma}^2$. Often, the covariance of the prior is taken to be isotropic and constant such as $\boldsymbol{\sigma}_{0, \theta}^2 = \mathbf{1}$, but $\boldsymbol{\sigma}_{0, \theta}^2$ can also be set as an

independent trainable parameter as in this work. Note that the diagonal Gaussian parameterization $p_\theta(\mathbf{x}|\mathbf{z})$ is a formal modeling assumption to have a tractable density, which is required to evaluate the log loss $\log 1/p_\theta(\mathbf{x}|\mathbf{z})$ in the reconstruction loss. This formal Gaussian noise also plays a role in estimating likelihoods. However, after training, the decoder variance $\sigma_\theta^2(\mathbf{z})$ is dropped and the resulting decoder is used as deterministic: $\mathbf{z} \mapsto \mathbf{x}_\theta(\mathbf{z})$.

With this parameterization, the loss function $\mathcal{L}_{\theta,\phi}(\mathbf{x})$ in (18) can be estimate efficiently for each \mathbf{x} via a Monte Carlo approximation by sampling $\mathbf{z} \sim q_\phi(\mathbf{z}|\mathbf{x})$. The overall objective function then can be minimized with a gradient based optimization algorithm like Adam [9] based on the reparameterization trick [10, 18] and backpropagation.

Appendix B A Deeper Look on Related Work

For the standard VAE [10, 19], we refer the interested reader to Appendix A. In what follows, we revisit and decompose each VAE-type model into its encoder/prior/decoder components, and express the objective function in the form of the reverse KL divergence $D_{\text{KL}}(q_\phi\|p_\theta)$, where q_ϕ is the joint distribution over the data variables and the latent variables defined by the data distribution and the encoders, and p_θ is defined by the priors and the decoders.

JVAE/JMVAE JVAE [27] and JMVAE [25] consist of

- the joint encoder $q_\phi(\mathbf{w}|\mathbf{x}, \mathbf{y})$, the marginal encoders $q_\phi(\mathbf{w}|\mathbf{x}), q_\phi(\mathbf{w}|\mathbf{y})$,
- the prior $p_\theta(\mathbf{w})$,
- the decoders $p_\theta(\mathbf{x}|\mathbf{w}), p_\theta(\mathbf{y}|\mathbf{w})$.³

They share the same joint model objective

$$D_{\text{KL}}(q(\mathbf{x}, \mathbf{y})q_\phi(\mathbf{w}|\mathbf{x}, \mathbf{y})\|p_\theta(\mathbf{w})p_\theta(\mathbf{x}|\mathbf{w})p_\theta(\mathbf{y}|\mathbf{w})), \quad (22)$$

but differ in training the marginal encoders. JMVAE trains the marginal encoder $q_\phi(\mathbf{z}|\mathbf{x})$ via minimizing

$$\mathbb{E}_{q(\mathbf{x}, \mathbf{y})}[D_{\text{KL}}(q_\phi(\mathbf{w}|\mathbf{x}, \mathbf{y})\|q_\phi(\mathbf{w}|\mathbf{x}))] \quad (23)$$

together with the joint model objective (22) (by adding two objective functions with an additional weight as a hyperparameter), while JVAE trains the marginal encoders separately from the joint model by training the *marginal VAE* as we proposed, i.e.,

$$\underset{q_\phi(\mathbf{w}|\mathbf{x})}{\text{minimize}} D_{\text{KL}}(q(\mathbf{x})q_\phi(\mathbf{w}|\mathbf{x})\|p_\theta(\mathbf{w})p_\theta(\mathbf{x}|\mathbf{w})). \quad (24)$$

It is worthwhile to compare the regularization term $I_q(\mathbf{X}, \mathbf{Y}; \mathbf{Z})$ in Wyner VAE with the idea of β -VAE [8], which empirically showed that an additional weight on the regularization term finds a disentangled representation in a VAE model. If we apply a β -VAE type regularization in our joint model, then it corresponds to an additional weight $\beta > 1$ on the mutual information on the joint representation ($I_q(\mathbf{X}, \mathbf{Y}; \mathbf{Z}, \mathbf{U}, \mathbf{V})$), not only on the common representation ($I_q(\mathbf{X}, \mathbf{Y}; \mathbf{Z})$) as in Wyner VAE. (See Appendix C.2.) In words, Wyner VAE provides a finer control on the information flow from (\mathbf{X}, \mathbf{Y}) , by manipulating the common path $q_\phi(\mathbf{z}|\mathbf{x}, \mathbf{y})$, while β -VAE blocks the entire latent bottleneck $q_\phi(\mathbf{z}|\mathbf{x}, \mathbf{y})q_\phi(\mathbf{u}|\mathbf{z}, \mathbf{x})q_\phi(\mathbf{v}|\mathbf{z}, \mathbf{y})$.

CVAE CVAE [24] for modeling $q(\mathbf{y}|\mathbf{x})$ consists of

- the encoder $q_\phi(\mathbf{v}|\mathbf{y}, \mathbf{x})$,
- the prior $p_\theta(\mathbf{v}|\mathbf{x})$,
- the decoder $p_\theta(\mathbf{y}|\mathbf{v}, \mathbf{x})$.

The objective function is then given as

$$\mathbb{E}_{q(\mathbf{x})}[D_{\text{KL}}(q(\mathbf{y}|\mathbf{x})q_\phi(\mathbf{v}|\mathbf{y}, \mathbf{x})\|p_\theta(\mathbf{v}|\mathbf{x})p_\theta(\mathbf{y}|\mathbf{v}, \mathbf{x}))]. \quad (25)$$

Note that without the conditioning variable \mathbf{x} , this model boils down to the vanilla VAE for modeling $q(\mathbf{y})$. If we assume a Markov chain $\mathbf{X} - \mathbf{V} - \mathbf{Y}$, the decoder $p_\theta(\mathbf{y}|\mathbf{v}, \mathbf{x})$ can be replaced with $p_\theta(\mathbf{y}|\mathbf{v})$.

³We remark that $p_\theta(\mathbf{x}|\mathbf{w})$ and $p_\theta(\mathbf{y}|\mathbf{w})$ are fully characterized by the deterministic decoders $\mathbf{x}_\theta(\mathbf{w})$ and $\mathbf{y}_\theta(\mathbf{w})$.

SSVAE/ADGM Semi-supervised VAE (SSVAE) [11] proposed a similar conditional VAE model for modeling $q(\mathbf{y}|\mathbf{x})$ especially when the conditioning variable \mathbf{x} is discrete. SSVAE consists of

- the encoders $q_\phi(\mathbf{v}|\mathbf{y}, \mathbf{x}), q_\phi(\mathbf{x}|\mathbf{y})$ (classifier),
- the priors $p_\theta(\mathbf{v}), p_\theta(\mathbf{x})$,
- the decoder $p_\theta(\mathbf{y}|\mathbf{v}, \mathbf{x})$.

Note that it has an additional encoder $q_\phi(\mathbf{x}|\mathbf{y})$ (classifier) on top of $q_\phi(\mathbf{v}|\mathbf{y}, \mathbf{x})$ from CVAE, and assume the priors $p_\theta(\mathbf{v})$ and $p_\theta(\mathbf{x})$, which replace the conditional prior $p_\theta(\mathbf{v}|\mathbf{x})$ and the data distribution $q(\mathbf{x})$ in CVAE, respectively. With a paired (i.e., labelled) data, SSVAE minimizes

$$D_{\text{KL}}(q(\mathbf{x}, \mathbf{y})q_\phi(\mathbf{v}|\mathbf{y}, \mathbf{x})\|p_\theta(\mathbf{x})p_\theta(\mathbf{v})p_\theta(\mathbf{y}|\mathbf{v}, \mathbf{x})). \quad (26)$$

With an unlabeled data, SSVAE minimizes

$$D_{\text{KL}}(q(\mathbf{y})q_\phi(\mathbf{x}|\mathbf{y})q_\phi(\mathbf{v}|\mathbf{y}, \mathbf{x})\|p_\theta(\mathbf{x})p_\theta(\mathbf{v})p_\theta(\mathbf{y}|\mathbf{v}, \mathbf{x})). \quad (27)$$

Note that the label information $q(\mathbf{x})$ in (26) is replaced with $q_\phi(\mathbf{x}|\mathbf{y})$ in (27) as the label information is missing in the unlabeled data.

Formally, in this degenerate case, identifying the conditioning variable \mathbf{X} as the common latent variable \mathbf{Z} in Wyner VAE recovers SSVAE. Yet, SSVAE was proposed in the context of (semi-supervised) classification problem which aims to learn a classifier $q_\phi(\mathbf{x}|\mathbf{y})$, and for a high-dimensional \mathbf{X} , it is not feasible to directly model the conditional distribution $q_\phi(\mathbf{x}|\mathbf{y})$.

Auxiliary deep generative model (ADGM) [15] adds an auxiliary latent variable \mathbf{Z} to SSVAE to improve the performance. ADGM consists of

- the encoders $q_\phi(\mathbf{z}|\mathbf{y}), q_\phi(\mathbf{v}|\mathbf{z}, \mathbf{y}, \mathbf{x}), q_\phi(\mathbf{x}|\mathbf{z}, \mathbf{y})$ (classifier),
- the priors $p_\theta(\mathbf{v}), p_\theta(\mathbf{x})$,
- the decoders $p_\theta(\mathbf{y}|\mathbf{v}, \mathbf{x}), p_\theta(\mathbf{z}|\mathbf{v}, \mathbf{x}, \mathbf{y})$.

Note the new components $q_\phi(\mathbf{z}|\mathbf{y})$ and $p_\theta(\mathbf{z}|\mathbf{v}, \mathbf{x}, \mathbf{y})$ on top of the SSVAE, and the original encoder/decoder components have additional condition on the auxiliary variable \mathbf{Z} . However, as ADGM does not impose any additional conditional independence with \mathbf{Z} , it is not directly comparable to Wyner VAE.

VCCA-private As noted earlier, VCCA-private [28] consists of

- the encoders $q_\phi(\mathbf{z}|\mathbf{x})$, (and/or $q_\phi(\mathbf{z}|\mathbf{y})$), $q_\phi(\mathbf{u}|\mathbf{x}), q_\phi(\mathbf{v}|\mathbf{y})$,
- the priors $p_\theta(\mathbf{z}), p_\theta(\mathbf{u}), p_\theta(\mathbf{v})$,
- the decoders $p_\theta(\mathbf{x}|\mathbf{z}, \mathbf{u}), p_\theta(\mathbf{y}|\mathbf{z}, \mathbf{v})$.

Note that the prior and the decoder components are same with Wyner VAE. Hence, the objective for VCCA-private for the marginal encoder $q_\phi(\mathbf{z}|\mathbf{x})$ can be expressed as

$$D_{\text{KL}}(q_\phi(\mathbf{z}|\mathbf{x})q_\phi(\mathbf{u}|\mathbf{x})q_\phi(\mathbf{v}|\mathbf{y})\|p_\theta(\mathbf{u})p_\theta(\mathbf{v})p_\theta(\mathbf{z})p_\theta(\mathbf{x}|\mathbf{z}, \mathbf{u})p_\theta(\mathbf{y}|\mathbf{z}, \mathbf{v})). \quad (28)$$

To model the other direction of the marginal encoder $q_\phi(\mathbf{y}|\mathbf{z})$, they minimize

$$D_{\text{KL}}(q_\phi(\mathbf{z}|\mathbf{y})q_\phi(\mathbf{u}|\mathbf{x})q_\phi(\mathbf{v}|\mathbf{y})\|p_\theta(\mathbf{u})p_\theta(\mathbf{v})p_\theta(\mathbf{z})p_\theta(\mathbf{x}|\mathbf{z}, \mathbf{u})p_\theta(\mathbf{y}|\mathbf{z}, \mathbf{v})). \quad (29)$$

To learn $q_\phi(\mathbf{z}|\mathbf{x}), q_\phi(\mathbf{z}|\mathbf{y})$ simultaneously, BiVCCA-private minimizes a convex combination of the two KL divergence terms.

VIB VIB [1] proposed a variational relaxation of the following minimization problem posed by the information bottleneck principle [26]:

$$\underset{q_\phi(\mathbf{z}|\mathbf{x})}{\text{minimize}} \beta I_q(\mathbf{X}; \mathbf{Z}) - I_q(\mathbf{Y}; \mathbf{Z}), \quad (30)$$

where $(\mathbf{X}, \mathbf{Y}, \mathbf{Z}) \sim q(\mathbf{x}, \mathbf{y})q_\phi(\mathbf{z}|\mathbf{x})$. VIB introduces two variational distributions $p_\theta(\mathbf{z})$ and $p_\theta(\mathbf{y}|\mathbf{z})$ that approximate $\tilde{q}_\phi(\mathbf{z})$ and $\tilde{q}_\phi(\mathbf{y}|\mathbf{z})$. Then, based on standard variational bounds on the mutual information terms (see, e.g., [31]), we obtain a variational upper bound on $\beta I_q(\mathbf{X}; \mathbf{Z}) - I_q(\mathbf{Y}; \mathbf{Z})$ as

$$\beta \mathbb{E}_{q(\mathbf{x})}[D(q_\phi(\mathbf{z}|\mathbf{X})\|p_\theta(\mathbf{z}))] - \mathbb{E}_{q(\mathbf{x}, \mathbf{y})q_\phi(\mathbf{z}|\mathbf{x})} \left[\log \frac{1}{p_\theta(\mathbf{Y}|\mathbf{Z})} \right] + h(q(\mathbf{y})), \quad (31)$$

which is the objective function for VIB. Note that the relaxation gap is given by

$$\beta D(\tilde{q}_\phi(\mathbf{z})\|p_\theta(\mathbf{z})) + \mathbb{E}_{\tilde{q}_\phi(\mathbf{z})}[D(\tilde{q}_\phi(\mathbf{y}|\mathbf{Z})\|p_\theta(\mathbf{y}|\mathbf{Z}))]. \quad (32)$$

Appendix C Standard implementation of Wyner VAE

C.1 Gaussian parameterization

As elaborated in Appendix A on VAEs, we use a standard Gaussian parameterization for Wyner VAE in our experiments. Concretely, we let

$$p_\theta(\mathbf{z}) = \mathcal{N}(\mathbf{z}|0, \text{diag}(\boldsymbol{\sigma}_{0,\theta}^2)), \quad (33)$$

$$p_\theta(\mathbf{u}) = \mathcal{N}(\mathbf{u}|0, \text{diag}(\boldsymbol{\sigma}_{1,\theta}^2)), \quad (34)$$

$$p_\theta(\mathbf{v}) = \mathcal{N}(\mathbf{v}|0, \text{diag}(\boldsymbol{\sigma}_{2,\theta}^2)), \quad (35)$$

$$p_\theta(\mathbf{x}|\mathbf{z}, \mathbf{u}) = \mathcal{N}(\mathbf{x}|\mathbf{x}_\theta(\mathbf{z}, \mathbf{u}), \text{diag}(\boldsymbol{\sigma}_\theta^2(\mathbf{z}, \mathbf{u}))), \quad (36)$$

$$p_\theta(\mathbf{y}|\mathbf{z}, \mathbf{v}) = \mathcal{N}(\mathbf{y}|\mathbf{y}_\theta(\mathbf{z}, \mathbf{v}), \text{diag}(\boldsymbol{\sigma}_\theta^2(\mathbf{z}, \mathbf{v}))), \quad (37)$$

$$q_\phi(\mathbf{z}|\mathbf{x}, \mathbf{y}) = \mathcal{N}(\mathbf{z}|\mathbf{z}_{012,\phi}(\mathbf{x}, \mathbf{y}), \text{diag}(\boldsymbol{\sigma}_{012,\phi}^2(\mathbf{x}, \mathbf{y}))), \quad (38)$$

$$q_\phi(\mathbf{u}|\mathbf{z}, \mathbf{x}) = \mathcal{N}(\mathbf{u}|\mathbf{u}_\phi(\mathbf{z}, \mathbf{x}), \text{diag}(\boldsymbol{\sigma}_{1,\phi}^2(\mathbf{z}, \mathbf{x}))), \quad (39)$$

$$q_\phi(\mathbf{v}|\mathbf{z}, \mathbf{y}) = \mathcal{N}(\mathbf{v}|\mathbf{v}_\phi(\mathbf{z}, \mathbf{y}), \text{diag}(\boldsymbol{\sigma}_{2,\phi}^2(\mathbf{z}, \mathbf{y}))), \quad (40)$$

$$q_\phi(\mathbf{z}|\mathbf{x}) = \mathcal{N}(\mathbf{z}|\mathbf{z}_{01,\phi}(\mathbf{x}), \text{diag}(\boldsymbol{\sigma}_{01,\phi}^2(\mathbf{x}))), \quad (41)$$

$$q_\phi(\mathbf{z}|\mathbf{y}) = \mathcal{N}(\mathbf{z}|\mathbf{z}_{02,\phi}(\mathbf{y}), \text{diag}(\boldsymbol{\sigma}_{02,\phi}^2(\mathbf{y}))), \quad (42)$$

where each function may be parameterized by a neural network.

C.2 Objective functions

We can rewrite the objective function (9) in terms of the expectation of an ELBO as in (18):

$$D_{\text{KL}}(q_\phi(\mathbf{x}, \mathbf{y}, \mathbf{z}, \mathbf{u}, \mathbf{v})\|p_\theta(\mathbf{x}, \mathbf{y}, \mathbf{z}, \mathbf{u}, \mathbf{v})) + h(q(\mathbf{x}, \mathbf{y})) = \mathbb{E}_{q(\mathbf{x}, \mathbf{y})} \left[\mathcal{L}_{\theta,\phi}^{\text{rec}}(\mathbf{X}, \mathbf{Y}) + \mathcal{L}_{\theta,\phi}^{\text{reg}}(\mathbf{X}, \mathbf{Y}) \right],$$

where

$$\mathcal{L}_{\theta,\phi}^{\text{rec}}(\mathbf{x}, \mathbf{y}) \triangleq \mathbb{E}_{q_\phi(\mathbf{z}|\mathbf{x}, \mathbf{y})} \left[\int q_\phi(\mathbf{u}|\mathbf{Z}, \mathbf{x}) \log \frac{1}{p_\theta(\mathbf{x}|\mathbf{Z}, \mathbf{u})} d\mathbf{u} + \int q_\phi(\mathbf{v}|\mathbf{Z}, \mathbf{y}) \log \frac{1}{p_\theta(\mathbf{y}|\mathbf{Z}, \mathbf{v})} d\mathbf{v} \right],$$

$$\begin{aligned} \mathcal{L}_{\theta,\phi}^{\text{reg}}(\mathbf{x}, \mathbf{y}) &\triangleq D_{\text{KL}}(q_\phi(\mathbf{z}|\mathbf{x}, \mathbf{y})q_\phi(\mathbf{u}|\mathbf{z}, \mathbf{x})q_\phi(\mathbf{v}|\mathbf{z}, \mathbf{y})\|p_\theta(\mathbf{z})p_\theta(\mathbf{u})p_\theta(\mathbf{v})) \\ &= D_{\text{KL}}(q_\phi(\mathbf{z}|\mathbf{x}, \mathbf{y})\|p_\theta(\mathbf{z})) \end{aligned}$$

$$+ \mathbb{E}_{q_\phi(\mathbf{z}|\mathbf{x}, \mathbf{y})} \left[D_{\text{KL}}(q_\phi(\mathbf{u}|\mathbf{Z}, \mathbf{x})\|p_\theta(\mathbf{u})) + D_{\text{KL}}(q_\phi(\mathbf{v}|\mathbf{Z}, \mathbf{y})\|p_\theta(\mathbf{v})) \right].$$

We remark that a β -VAE [8] type regularization in our joint model corresponds to imposing an additional weight $\beta > 1$ on $\mathcal{L}_{\theta,\phi}^{\text{reg}}(\mathbf{x}, \mathbf{y})$ such that the objective function becomes $\mathbb{E}_{q(\mathbf{x}, \mathbf{y})} [\mathcal{L}_{\theta,\phi}^{\text{rec}}(\mathbf{X}, \mathbf{Y}) + \beta \mathcal{L}_{\theta,\phi}^{\text{reg}}(\mathbf{X}, \mathbf{Y})]$. We note that

$$I_q(\mathbf{X}, \mathbf{Y}; \mathbf{Z}, \mathbf{U}, \mathbf{V}) \leq I_q(\mathbf{X}, \mathbf{Y}; \mathbf{Z}, \mathbf{U}, \mathbf{V}) + D_{\text{KL}}(\tilde{q}_\phi(\mathbf{z}, \mathbf{u}, \mathbf{v})\|p_\theta(\mathbf{z})p_\theta(\mathbf{u})p_\theta(\mathbf{v})) \quad (43)$$

$$= \mathbb{E}_{q(\mathbf{x}, \mathbf{y})} [D_{\text{KL}}(q_\phi(\mathbf{z}|\mathbf{X}, \mathbf{Y})q_\phi(\mathbf{u}|\mathbf{z}, \mathbf{X})q_\phi(\mathbf{v}|\mathbf{z}, \mathbf{Y})\|p_\theta(\mathbf{z})p_\theta(\mathbf{u})p_\theta(\mathbf{v}))] \quad (44)$$

$$= \mathbb{E}_{q(\mathbf{x}, \mathbf{y})} [\mathcal{L}_{\theta,\phi}^{\text{reg}}(\mathbf{X}, \mathbf{Y})]. \quad (45)$$

Therefore, applying β -VAE type regularization imposes an additional regularization on $I_q(\mathbf{X}, \mathbf{Y}; \mathbf{Z}, \mathbf{U}, \mathbf{V})$, which corresponds to the entire latent bottleneck $(\mathbf{U}, \mathbf{V}, \mathbf{Z})$ for the information flow from (\mathbf{X}, \mathbf{Y}) .

C.3 Estimation of mutual information

With the typical Gaussian parameterization as presented above, we have an easy estimate for $I_q(\mathbf{X}, \mathbf{Y}; \mathbf{Z})$. After training, given a test dataset $\{\mathbf{x}_i, \mathbf{y}_i\}_{i=1}^N$, the mutual information $I_q(\mathbf{X}, \mathbf{Y}; \mathbf{Z})$ can be estimated as

$$I_q(\mathbf{X}, \mathbf{Y}; \mathbf{Z}) = h_q(\mathbf{Z}) - h_q(\mathbf{Z}|\mathbf{X}, \mathbf{Y})$$

$$\begin{aligned}
&\approx h(p_\theta(\mathbf{z})) - \int q(\mathbf{x}, \mathbf{y}) h(q_\phi(\mathbf{z}|\mathbf{x}, \mathbf{y})) d\mathbf{z} \\
&\approx h(p_\theta(\mathbf{z})) - \frac{1}{N} \sum_{i=1}^N h(q_\phi(\mathbf{z}|\mathbf{x}_i, \mathbf{y}_i)) \\
&= \frac{1}{2} \sum_{j=1}^{|\mathbf{Z}|} \log \sigma_{0,\theta,j}^2 - \frac{1}{2N} \sum_{i=1}^N \sum_{j=1}^{|\mathbf{Z}|} \log \sigma_{012,\phi,j}^2(\mathbf{x}_i, \mathbf{y}_i). \tag{46}
\end{aligned}$$

Appendix D Experiment Settings

We used the same parameterization, same latent dimensions, and the same network architecture across the different models to be a fair comparison. For simplicity, we used the standard Gaussian parameterization of each component for all the implemented models as in the standard VAE. (See Appendix A and Appendix C.) For the prior distributions $p_\theta(\mathbf{z}), p_\theta(\mathbf{u}), p_\theta(\mathbf{v})$, we let the isotropic variances $\sigma_{0,\theta}^2, \sigma_{1,\theta}^2, \sigma_{2,\theta}^2$ be trainable. With this degree of freedom, the neural networks select necessary dimensions in the latent spaces over $\mathbf{Z}, \mathbf{U}, \mathbf{V}$ by assigning small variances to unused dimensions. For the MoG experiment, we used a constant 1/2 for the decoder variance, so that the log-loss corresponds to the l_2 -squared loss. For the rest of the experiments, we allowed the diagonal variances to be trainable: we allocated one trainable decoder variance per channel, independent from the latent inputs. We found that this trick results in sharper images across the models.

We set the dimension of the latent variable \mathbf{W} in JVAE as the sum of the dimensions of $\mathbf{Z}, \mathbf{U}, \mathbf{V}$ as \mathbf{W} corresponds the joint representation. Similarly, since the latent variable of CVAE corresponds to the local randomness in Wyner VAE, we let the dimension of \mathbf{V} in CVAE be equal to the dimension of \mathbf{V} in Wyner VAE. We used (10,10,10), (32,32,32), (128,128,128), and (128,0,128) as the latent dimensions of ($\mathbf{Z}, \mathbf{U}, \mathbf{V}$) for MoG, MNIST–MNIST add-1, MNIST–SVHN, and CelebA, respectively.

All log-likelihood values in the experiments were estimated by importance sampling; see Appendix E. We used $S = 100$ importance samples for each data point. The mutual information $I_q(\mathbf{X}, \mathbf{Y}; \mathbf{Z})$ was estimated in a straightforward manner with the test dataset under the Gaussian parameterization; see Appendix C.

Computing infrastructure We used NVIDIA TITAN X (Pascal) for our experiments.

Implementation We implemented all models using Keras⁴ with tensorflow backend. We attached our implementation of Wyner VAE, JVAE, CVAE, VCCA-private, and VIB used for the MoG experiments in the supplementary material.

Datasets For the mixture of Gaussians dataset, we generate the paired dataset $(\mathbf{X}_i, \mathbf{Y}_i) \in \mathbb{R}^{10} \times \mathbb{R}^{10}$ as follows. Let $\mu: \{1, 2, 3, 4, 5\} \rightarrow \mathbb{R} \times \mathbb{R}$ be a function defined as

$$\mu(1) = (0, 0), \mu(2) = (4, 4), \mu(3) = (-4, 4), \mu(4) = (-4, -4), \mu(5) = (4, -4).$$

Then, we let

$$\mathbf{X}_i = 2 \begin{bmatrix} \mu_1(Z_i) \mathbf{1}_5 + \mathbf{U}_i \\ \mu_1(Z_i) \mathbf{1}_5 - \mathbf{U}_i \end{bmatrix}, \quad \mathbf{Y}_i = 2 \begin{bmatrix} \mu_2(Z_i) \mathbf{1}_5 + \mathbf{V}_i \\ \mu_2(Z_i) \mathbf{1}_5 - \mathbf{V}_i \end{bmatrix}, \tag{47}$$

where $Z_i \sim \text{Unif}(\{1, 2, 3, 4, 5\})$, $\mathbf{U}_i, \mathbf{V}_i \sim \mathcal{N}(0, I_5)$ are drawn independently. Here, $\mathbf{1}_5 \in \mathbb{R}^5$ denotes the all-1 vector.

For MNIST–MNIST add-1, we constructed 50k add-1 pairs from the MNIST training dataset. For MNIST–SVHN domain adaption, we constructed 50k MNIST–SVHN pairs from MNIST and SVHN training datasets. For testing, we similarly constructed 1k paired images from MNIST and SVHN test datasets in each case. For CelebA experiments, we set aside 5k samples for test dataset, and used the rest in training.

⁴<https://keras.io>

Network architectures Let $c5s1-k$ - $\{\text{activation}\}$ denote a 5×5 Convolution–BatchNorm–activation with k filters and stride 1×1 . Let $d3s2-k$ - $\{\text{activation}\}$ / $u3s2-k$ - $\{\text{activation}\}$ denote 3×3 Convolution / Deconvolution–BatchNorm–activation with k filters and stride 2×2 , respectively. Let $res-k$ be a residual block that contains two 3×3 convolutional layers with k filters in each (i.e., $c3s1-k$ -LReLU, $c3s1-k$) and a skip connection from the input to the output. Let $fc-k$ - $\{\text{activation}\}$ be a fully-connected layer with k units and a non-linear activation.

For MNIST–MNIST add-1, MNIST–SVHN, and CelebA, each Wyner VAE consisted of an outer encoder/decoder pair and a core joint Wyner model. The outer encoder/decoder pair was introduced to pre-process raw input data. We summarized the network architectures for the Wyner models in Table 4, Table 5, and Table 6. Note that we padded zeros around the 28×28 MNIST images to make them of size 32×32 .

Table 4: Network architecture for MoG experiments.

Core Wyner VAE	
q_ϕ 's	$p_\theta(\mathbf{x} \mathbf{z}, \mathbf{u}), p_\theta(\mathbf{y} \mathbf{z}, \mathbf{v})$
fc-256-ReLU	fc-256-ReLU
fc-256-ReLU	fc-256-ReLU
fc-256-ReLU	fc-256-ReLU
(fc-10,fc-10)	fc-10

Table 5: Network architecture for MNIST–MNIST and MNIST–SVHN experiments.

\mathbf{x}, \mathbf{y}		Core Wyner VAE	
Outer encoder	Outer decoder	q_ϕ 's	$p_\theta(\mathbf{x} \mathbf{z}, \mathbf{u}), p_\theta(\mathbf{y} \mathbf{z}, \mathbf{v})$
c5s1-32-LReLU	u3s2-128-LReLU	fc-512-LReLU	fc-512-LReLU
d3s2-64-LReLU	res-128	(fc-32, fc-32) / (fc-128, fc-128)	fc-4096
d3s2-128-LReLU	res-128		
res-128	res-128		
res-128	res-128		
res-128	u3s2-64-LReLU		
res-128	u3s2-32-LReLU		
d3s2-256	c5s1-1-Sigmoid / c5s1-3-Sigmoid		

Table 6: Network architecture for CelebA experiments.

\mathbf{x} (attribute)		\mathbf{y} (image)		Core Wyner VAE	
Outer encoder	Outer decoder	Outer encoder	Outer decoder	q_ϕ 's	$p_\theta(\mathbf{x} \mathbf{z}, \mathbf{u}), p_\theta(\mathbf{y} \mathbf{z}, \mathbf{v})$
fc-512-LReLU	fc-512-LReLU	c5s1-32-LReLU	u3s2-128-LReLU	fc-1024-LReLU	fc-1024-LReLU
fc-512	fc-40-Sigmoid	d3s2-64-LReLU	res-128	fc-1024-LReLU	fc-1024-LReLU
		d3s2-128-LReLU	res-128	fc-1024-LReLU	fc-1024-LReLU
		res-128	res-128	(fc-256, fc-256)	fc-512 / fc-16384
		res-128	res-128		
		res-128	u3s2-64-LReLU		
		res-128	u3s2-32-LReLU		
		d3s2-256	c5s1-3-Sigmoid		

Training We used the Adam optimizer [9] with learning rate 10^{-4} in training all MoG, MNIST–MNIST, MNIST–SVHN and CelebA models. For MoG dataset, we trained each model for 500 epochs with batch size 100 and trained each marginal encoder for separate 50 epochs for JVAE and Wyner VAE. For the rest of the dataset, each model was trained for 100 epochs with batch size 128. For the marginal encoders in JVAE and Wyner VAE, we trained them for 1 epoch after every 1 epoch of the joint model training as suggested in [27]. The outer encoder/decoder pair was trained with the core joint Wyner model, and they were fixed in the marginal encoder training.

Appendix E Likelihood Estimation

For each likelihood of our interest, we derive a naive Monte Carlo (MC) estimator and an MC estimator with importance sampling (see, e.g., [20]). Here we only present the estimators for Wyner VAE, but the estimators for other models can be derived in the same manner.

E.1 Joint likelihood

We wish to estimate the joint log likelihood of the model with respect to given test data $\{(\mathbf{x}^{(i)}, \mathbf{y}^{(i)})\}_{i=1}^N$, i.e., $\sum_{i=1}^N \log p_\theta(\mathbf{x}^{(i)}, \mathbf{y}^{(i)})$, where

$$p_\theta(\mathbf{x}, \mathbf{y}) = \int p_\theta(\mathbf{z})p_\theta(\mathbf{u})p_\theta(\mathbf{v})p_\theta(\mathbf{x}|\mathbf{z}, \mathbf{u})p_\theta(\mathbf{y}|\mathbf{z}, \mathbf{v}) d\mathbf{z} d\mathbf{u} d\mathbf{v}. \quad (48)$$

(1) Monte Carlo estimator: Let $(\mathbf{z}^{(s)}, \mathbf{u}^{(s)}, \mathbf{v}^{(s)}) \sim p_\theta(\mathbf{z})p_\theta(\mathbf{u})p_\theta(\mathbf{v})$ for $s = 1, \dots, S$.

$$\hat{p}_\theta(\mathbf{x}, \mathbf{y}) = \frac{1}{S} \sum_{s=1}^S p_\theta(\mathbf{x}|\mathbf{z}^{(s)}, \mathbf{u}^{(s)})p_\theta(\mathbf{y}|\mathbf{z}^{(s)}, \mathbf{v}^{(s)}). \quad (49)$$

(2) Importance sampling: For each (\mathbf{x}, \mathbf{y}) , let $(\mathbf{z}^{(s)}, \mathbf{u}^{(s)}, \mathbf{v}^{(s)}) \sim q_\phi(\mathbf{z}|\mathbf{x}, \mathbf{y})q_\phi(\mathbf{u}|\mathbf{z}, \mathbf{x})q_\phi(\mathbf{v}|\mathbf{z}, \mathbf{y})$ for $s = 1, \dots, S$.

$$\hat{p}_\theta(\mathbf{x}, \mathbf{y}) = \frac{1}{S} \sum_{s=1}^S \frac{p_\theta(\mathbf{z}^{(s)})p_\theta(\mathbf{u}^{(s)})p_\theta(\mathbf{v}^{(s)})p_\theta(\mathbf{x}|\mathbf{z}^{(s)}, \mathbf{u}^{(s)})p_\theta(\mathbf{y}|\mathbf{z}^{(s)}, \mathbf{v}^{(s)})}{q_\phi(\mathbf{z}^{(s)}|\mathbf{x}, \mathbf{y})q_\phi(\mathbf{u}^{(s)}|\mathbf{z}^{(s)}, \mathbf{x})q_\phi(\mathbf{v}^{(s)}|\mathbf{z}^{(s)}, \mathbf{y})}. \quad (50)$$

E.2 Conditional likelihood

We wish to estimate the conditional log likelihood of the conditional path of Wyner VAE from \mathbf{x} to \mathbf{y} , i.e., $q_\phi(\mathbf{z}|\mathbf{x})p_\theta(\mathbf{v})p_\theta(\mathbf{y}|\mathbf{z}, \mathbf{v})$, with respect to given test data $\{(\mathbf{x}^{(i)}, \mathbf{y}^{(i)})\}_{i=1}^N$, i.e.,

$$\sum_{i=1}^N \log r_{\theta, \phi}(\mathbf{y}^{(i)}|\mathbf{x}^{(i)}), \quad (51)$$

where

$$r_{\theta, \phi}(\mathbf{y}|\mathbf{x}) = \int q_\phi(\mathbf{z}|\mathbf{x})p_\theta(\mathbf{v})p_\theta(\mathbf{y}|\mathbf{z}, \mathbf{v}) d\mathbf{v} d\mathbf{z}. \quad (52)$$

(1) Monte Carlo estimation: Given \mathbf{x} , let $(\mathbf{z}^{(s)}, \mathbf{v}^{(s)}) \sim q_\phi(\mathbf{z}|\mathbf{x})p_\theta(\mathbf{v})$ for $s = 1, \dots, S$.

$$\hat{r}_{\theta, \phi}(\mathbf{y}|\mathbf{x}) = \frac{1}{S} \sum_{s=1}^S p_\theta(\mathbf{y}|\mathbf{z}^{(s)}, \mathbf{v}^{(s)}). \quad (53)$$

(2) Importance sampling: For each (\mathbf{x}, \mathbf{y}) , let $(\mathbf{z}^{(s)}, \mathbf{v}^{(s)}) \sim q_\phi(\mathbf{z}|\mathbf{x})q_\phi(\mathbf{v}|\mathbf{z}, \mathbf{y})$ for $s = 1, \dots, S$.

$$\hat{r}_{\theta, \phi}(\mathbf{y}|\mathbf{x}) = \frac{1}{S} \sum_{s=1}^S \frac{p_\theta(\mathbf{v}^{(s)})p_\theta(\mathbf{y}|\mathbf{z}^{(s)}, \mathbf{v}^{(s)})}{q_\phi(\mathbf{v}^{(s)}|\mathbf{z}^{(s)}, \mathbf{y})}. \quad (54)$$

Appendix F Additional Experimental Results

F.1 Mixture of Gaussians

Here we present the failure cases of JVAE and VIB in conditional generation tasks of the mixture of Gaussians (MoG) dataset; recall Fig. 3. Both JVAE and VIB performed worse as the training epochs increased, that is, they overfit to the training data (Fig. 8). We visually illustrate how they failed in Fig. 9. Each axis of the scatter plots corresponds to the first coordinate of \mathbf{X}_i and \mathbf{Y}_i , respectively.⁵ The \mathbf{X} data points were from the test data, and the \mathbf{Y} data points were generated from the conditional models based on the test data (one generated sample for each data point). Fig. 9(a) shows the outlook of the MoG dataset in our experiment. Fig. 9(b,c) show that JVAE captured all the components at the beginning, but then collapsed to a few components afterwards. On the other hand, Fig. 9(d,e) show that VIB only captured the average behaviors, although gradually adapting to the underlying data.

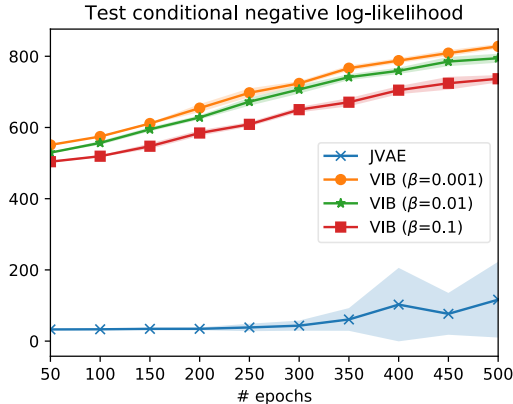


Figure 8: Conditional negative log-likelihoods of JVAE and VIB for MoG dataset. For each point of the plots, we trained 10 different models and plotted average values with the shaded region that shows the standard deviation. (Two largest and smallest outliers were dropped for each point.)

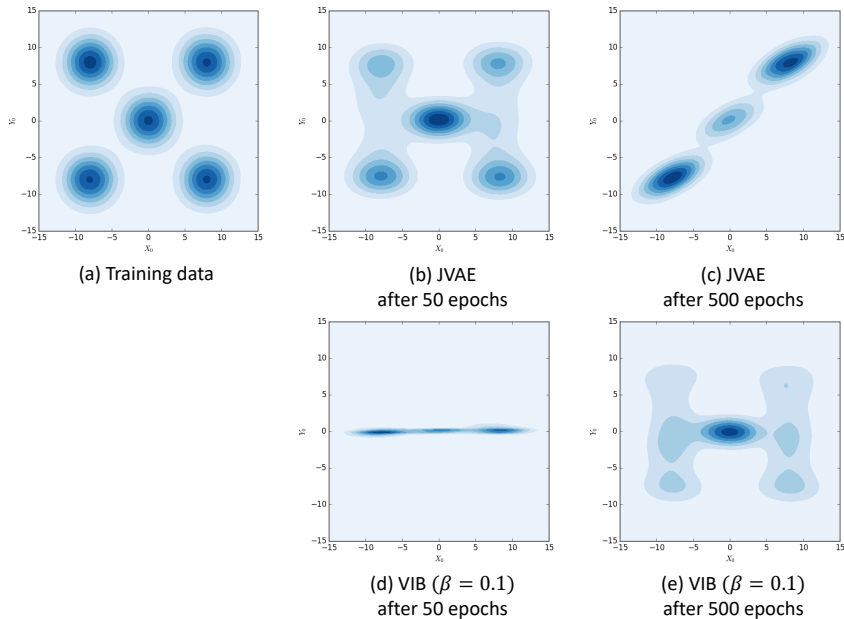


Figure 9: Visualization of conditionally generated samples from JVAE and VIB for MoG dataset.

⁵All the scatter plots were generated based on the Gaussian kernel density estimation.

E.2 MNIST-MNIST add-1




Figure 10: Conditional generation.




Figure 11: Conditional generation with style control.




Figure 12: Joint generation.

Table 7: Accompanying table for Fig. 4: Summary of numerical evaluations of MNIST–MNIST experiments. For each row, we trained 10 different models and dropped two outliers for each average and standard deviation.

	Joint nll	Cond. nll	$I_q(\mathbf{X}, \mathbf{Y}; \mathbf{Z})$	Accuracy (%)	Variance
Wyner VAE ($\lambda = 0$)	1198.95 \pm 5.20	172.90 \pm 45.18	41.35 \pm 0.78	98.01 \pm 0.15	0.0254 \pm 0.0036
Wyner VAE ($\lambda = 0.05$)	1195.09 \pm 10.35	58.86 \pm 21.78	33.57 \pm 0.84	97.46 \pm 0.86	0.0353 \pm 0.0027
Wyner VAE ($\lambda = 0.10$)	1212.66 \pm 10.61	-0.51 \pm 6.94	24.52 \pm 0.89	91.33 \pm 1.31	0.0454 \pm 0.0009
Wyner VAE ($\lambda = 0.15$)	1220.64 \pm 10.71	3.35 \pm 6.04	19.73 \pm 0.78	84.90 \pm 2.68	0.0480 \pm 0.0006
Wyner VAE ($\lambda = 0.20$)	1230.32 \pm 9.30	16.37 \pm 7.06	16.04 \pm 0.50	79.94 \pm 2.83	0.0494 \pm 0.0006
JVAE [27]	1173.40 \pm 13.98	514.26 \pm 12.03	65.89 \pm 0.51	98.84 \pm 0.11	0.0032 \pm 0.0005
VCCA-private [28]	1254.89 \pm 7.17	90.64 \pm 5.50	-	59.63 \pm 1.25	0.0548 \pm 0.0003
CVAE [24]	-	15.39 \pm 6.41	-	97.69 \pm 0.28	0.0404 \pm 0.0004
VIB [1] ($\beta = 0.001$)	-	733.86 \pm 13.88	-	96.54 \pm 0.24	0.0000 \pm 0.0000

F.3 MNIST-SVHN




Figure 13: Conditional generation.




Figure 14: Conditional generation with style control.




Figure 15: Joint generation.

F.4 CelebA

F.4.1 Numerical evaluation

We present an additional numerical evaluation of Wyner VAE to corroborate the effect of $\lambda > 0$. With CelebA models, we evaluated both conditional paths, i.e., face to attribute classification (face2attribute) and attribute to face generation (attribute2face). For the attribute classification, we counted the number of corrected classified binary attributes out of 40. The image variance is evaluated with per pixel, while all pixel values were normalized between 0 and 1. Table 8 summarizes the results. We can observe that both the accuracy and the variance for conditional generation from a given attribute were maximized the around $\lambda \sim 0.2$. Note that JVAE performs worse in classification accuracy with a comparably very small per-pixel variance implying much less variations in the generated samples.

Table 8: Numerical evaluation of Wyner VAE and JVAE for CelebA dataset.

	Face2attribute accuracy (%)	Attribute2face variance
Wyner VAE ($\lambda = 0$)	89.26	0.0482
Wyner VAE ($\lambda = 0.05$)	89.21	0.0493
Wyner VAE ($\lambda = 0.1$)	89.29	0.0516
Wyner VAE ($\lambda = 0.15$)	89.32	0.0527
Wyner VAE ($\lambda = 0.2$)	89.28	0.0544
JVAE [27]	88.11	0.0073

F.5 Additional attribute2face generation results

Here we present additional conditional generated samples (with and without style control) from CelebA models. We used the sample images and attributes for the experiments in Fig. F.5.

For conditional generation in Fig. 17, samples were generated only based on the sample attributes.

For conditional generation with style control in Fig. 18, Wyner VAE and CVAE first extracted style information from sample images in the leftmost column, and then generated new samples from the original attribute added with a new binary attribute specified in the topmost row for each column. Hence, the second column corresponds to the reconstruction of the style reference images from the faces and the corresponding attributes. We remark that JVAE is not capable of style manipulation, and the results from conditional generation with JVAE are given as a reference.






Sample image from dataset	Attributes
	Arched_Eyebrows, Attractive, Big_Lips, Big_Nose, High_Cheekbones, No_Beard, Pale_Skin, Smiling, Wavy_Hair, Wearing_Lipstick, Wearing_Necklace
	Big_Lips, Blond_Hair, Blurry, Narrow_Eyes, No_Beard, Smiling, Wearing_Lipstick
	Bags_Under_Eyes, Eyeglasses, Male, Receding_Hairline, Sideburns, Wearing_Necktie, Young
	Arched_Eyebrows, Attractive, Big_Lips, Brown_Hair, Heavy_Makeup, Mouth_Slightly_Open, No_Beard, Smiling, Wavy_Hair, Wearing_Lipstick, Wearing_Necklace, Young
	5_o_Clock_Shadow, Attractive, Bags_Under_Eyes, Big_Nose, Male, Pointy_Nose, Wearing_Necktie

Figure 16: Sample images and their attribute vectors from CelebA dataset.



Figure 17: Conditional generation (attribute2face).

Conditional generation of CelebA faces with style tranfer and attribute addition



Figure 18: Conditional generation with style control (attribute2face). Note that JVAE is not capable of style manipulation, and the results were simply generated from attribute2face generation and are given as a reference. Hence, the leftmost column is the sample image as in the conditional generation experiment for JVAE.

References

- [1] Alexander A. Alemi, Ian Fischer, Joshua V. Dillon, and Kevin Murphy. Deep variational information bottleneck. In *Int. Conf. Learn. Repr.*, 2017. URL <https://openreview.net/forum?id=HyxQzBceg>.
- [2] David M. Blei, Alp Kucukelbir, and Jon D. McAuliffe. Variational inference: A review for statisticians. *J. Am. Stat. Assoc.*, 112(518):859–877, 2017.
- [3] Thomas M. Cover and Joy A. Thomas. *Elements of Information Theory*. Wiley, New York, second edition, 2006.
- [4] Paul Cuff. Distributed channel synthesis. *IEEE Trans. Inf. Theory*, 59(11):7071–7096, November 2013.
- [5] Andreas Damianou, Carl Ek, Michalis Titsias, and Neil Lawrence. Manifold relevance determination. In *Proc. Int. Conf. Mach. Learn.*, 2012.
- [6] Carl Henrik Ek, Jon Rihan, Philip HS Torr, Grégory Rogez, and Neil D Lawrence. Ambiguity modeling in latent spaces. In *Int. Workshop Mach. Learn. Multimodal Interaction*, pages 62–73. Springer, 2008.
- [7] Abbas El Gamal and Young-Han Kim. *Network Information Theory*. Cambridge University Press, Cambridge, 2011.
- [8] Irina Higgins, Loic Matthey, Arka Pal, Christopher Burgess, Xavier Glorot, Matthew Botvinick, Shakir Mohamed, and Alexander Lerchner. Beta-VAE: Learning basic visual concepts with a constrained variational framework. In *Int. Conf. Learn. Repr.*, 2017. URL <https://openreview.net/forum?id=Sy2fzU9gl>.
- [9] Diederik P Kingma and Jimmy Ba. Adam: A method for stochastic optimization. *arXiv preprint arXiv:1412.6980*, 2014.
- [10] Diederik P. Kingma and Max Welling. Auto-encoding variational Bayes. In *Int. Conf. Learn. Repr.*, 2014. URL <https://openreview.net/forum?id=33X9fd2-9FyZd>.
- [11] Diederik P Kingma, Shakir Mohamed, Danilo Jimenez Rezende, and Max Welling. Semi-supervised learning with deep generative models. In *Adv. Neural Info. Proc. Syst.*, pages 3581–3589, 2014.
- [12] Yann LeCun. The MNIST database of handwritten digits. <http://yann.lecun.com/exdb/mnist/>, 1998.
- [13] Yann LeCun, Léon Bottou, Yoshua Bengio, and Patrick Haffner. Gradient-based learning applied to document recognition. *Proceedings of the IEEE*, 86(11):2278–2324, 1998.
- [14] Ziwei Liu, Ping Luo, Xiaogang Wang, and Xiaoou Tang. Deep learning face attributes in the wild. In *Proceedings of the IEEE international conference on computer vision*, pages 3730–3738, 2015.
- [15] Lars Maaløe, Casper Kaae Sønderby, Søren Kaae Sønderby, and Ole Winther. Auxiliary deep generative models. In *Proc. Int. Conf. Mach. Learn.*, pages 1445–1453, 2016.
- [16] Yuval Netzer, Tao Wang, Adam Coates, Alessandro Bissacco, Bo Wu, and Andrew Y Ng. Reading digits in natural images with unsupervised feature learning. In *NIPS Workshop on Deep Learning and Unsupervised Feature Learning*, 2011.
- [17] Yuchen Pu, Weiyao Wang, Ricardo Henao, Liqun Chen, Zhe Gan, Chunyuan Li, and Lawrence Carin. Adversarial symmetric variational autoencoder. In *Advances in Neural Information Processing Systems*, pages 4330–4339, 2017.
- [18] Danilo Rezende and Shakir Mohamed. Variational inference with normalizing flows. In *Proc. Int. Conf. Mach. Learn.*, pages 1530–1538, 2015.

- [19] Danilo Jimenez Rezende, Shakir Mohamed, and Daan Wierstra. Stochastic backpropagation and approximate inference in deep generative models. In *Proc. Int. Conf. Mach. Learn.*, pages 1278–1286, 2014.
- [20] Reuven Y Rubinstein and Dirk P Kroese. *Simulation and the Monte Carlo method*, volume 10. John Wiley & Sons, 2016.
- [21] Mathieu Salzmann, Carl Henrik Ek, Raquel Urtasun, and Trevor Darrell. Factorized orthogonal latent spaces. In *Int. Conf. Artif. Int. Stat.*, pages 701–708, 2010.
- [22] Aaron Shon, Keith Grochow, Aaron Hertzmann, and Rajesh P Rao. Learning shared latent structure for image synthesis and robotic imitation. In *Adv. Neural Info. Proc. Syst.*, pages 1233–1240, 2006.
- [23] Rui Shu, Hung H. Bui, and Mohammad Ghavamzadeh. Bottleneck conditional density estimation. In *Proc. Int. Conf. Mach. Learn.*, pages 3164–3172, 2017.
- [24] Kihyuk Sohn, Honglak Lee, and Xinchen Yan. Learning structured output representation using deep conditional generative models. In *Adv. Neural Info. Proc. Syst.*, pages 3483–3491, 2015.
- [25] Masahiro Suzuki, Kotaro Nakayama, and Yutaka Matsuo. Joint multimodal learning with deep generative models. *arXiv preprint arXiv:1611.01891*, 2016.
- [26] Naftali Tishby, Fernando C Pereira, and William Bialek. The information bottleneck method. In *Proc. 37th Ann. Allerton Conf. Comm. Control Comput.*, pages 368–377, 1999.
- [27] Ramakrishna Vedantam, Ian Fischer, Jonathan Huang, and Kevin Murphy. Generative models of visually grounded imagination. In *Int. Conf. Learn. Repr.*, 2018. URL <https://openreview.net/forum?id=HkCsm61Rb>.
- [28] Weiran Wang, Xinchen Yan, Honglak Lee, and Karen Livescu. Deep variational canonical correlation analysis. *arXiv preprint arXiv:1610.03454*, 2016.
- [29] Aaron Wyner. The common information of two dependent random variables. *IEEE Trans. Inf. Theory*, 21(2):163–179, 1975.
- [30] Aolin Xu and Maxim Raginsky. Information-theoretic analysis of generalization capability of learning algorithms. In *Adv. Neural Info. Proc. Syst.*, pages 2524–2533, 2017.
- [31] Shengjia Zhao, Jiaming Song, and Stefano Ermon. The information autoencoding family: A lagrangian perspective on latent variable generative models. In *Proc. Uncertain. Artif. Intell.*, pages 1031–1041, 2018.