
Unsupervised Intuitive Physics from Past Experiences

Sébastien Ehrhardt **Niloy J. Mitra**
 University of Oxford University College London
 hyenal@robots.ox.ac.uk aron@nianticlabs.com n.mitra@cs.ucl.ac.uk vedaldi@robots.ox.ac.uk
 Niantic University of Oxford

Abstract

We are interested in learning models of intuitive physics similar to the ones that animals use for navigation, manipulation and planning. In addition to learning general physical principles, however, we are also interested in learning “on the fly”, from a few experiences, physical properties specific to new environments. We do all this in an unsupervised manner, using a meta-learning formulation where the goal is to predict videos containing demonstrations of physical phenomena, such as objects moving and colliding with a complex background. We introduce the idea of summarizing past experiences in a very compact manner, in our case using dynamic images, and show that this can be used to solve the problem well and efficiently. Empirically, we show via extensive experiments and ablation studies, that our model learns to perform physical predictions that generalize well in time and space, as well as to a variable number of interacting physical objects.

1 Introduction

Many animals possess an intuitive understanding of the physical world. They use this understanding to accurately and rapidly predict events from sparse sensory inputs. In addition to general physical principles, many animals also learn specific models of new environments as they experience them over time. For example, they can explore an environment to determine which parts of it can be navigated safely and remember this knowledge for later reuse.

Authors have looked at equipping artificial intelligences (AIs) with analogous capabilities, but focusing mostly on performing predictions from instantaneous observations of an environment, such as a few frames in a video. However, such predictions can be successful only if observations are combined with sufficient prior knowledge about the environment. For example, consider predicting the motion of a bouncing ball. Unless key parameters such as the ball’s elasticity are known a priori, it is impossible to predict the ball’s trajectory accurately. However, after observing at least one bounce, it is possible to infer some of the parameters and eventually perform much better predictions.

In this paper, we are interested in learning intuitive physics in an entirely unsupervised manner, by passively watching videos. We consider situations in which objects interact with scenarios that can only be *partially* inferred from their appearance, but that also contain objects whose parameters cannot be confidently predicted from appearance alone. Then, we consider learning a system that can observe a few physical experiments to infer such parameters, and then use this knowledge to perform better predictions in the future.

Our model has four key goals. First, it must learn without the use of any external or ad-hoc supervision. We achieve this by training our model from raw videos, using video prediction error as a loss.

Second, our model must be able to extract information about a new scenario by observing a few experiments collapsed as dynamic images. We describe this as the inner learning problem in a meta-learning formulation. Then, we propose a simple but extremely efficient representation of the experiments. In this manner, in the outer learning problem, we can very efficiently learn to predict the

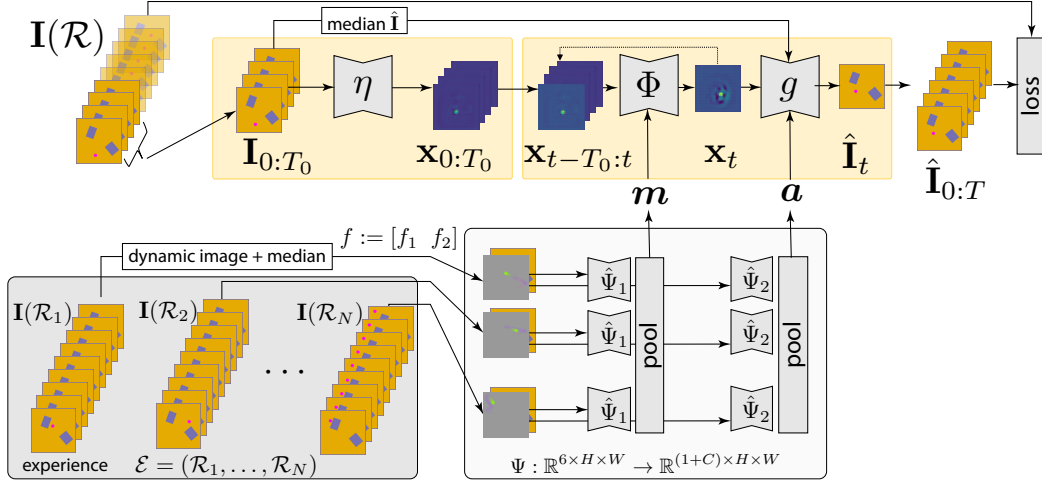


Figure 1: **Overview of our method.** Ψ (bottom right block) acts as a meta-learning module. It takes as input past experiments compressed into dynamic images alongside with the median image and learn to optimise m and a to minimise the final loss. η (top-left yellow block) extracts states $\mathbf{x}_{0:T_0}$ which are carried forward with the auto-regressive predictor Φ . Finally g renders frame $\hat{\mathbf{I}}_t$ from \mathbf{x}_t .

required physical parameters, much more so than approaching the problem with a standard recurrent neural network.

Third, our model must learn “proper” physics. Since there is no explicit/external supervision, our approach learns an implicit representation of physics, such a fact cannot be verified directly. Instead, we look at three key properties to support this hypothesis. First, we show that the model can simulate very long sequences, suggesting that the prediction logic is *temporally invariant*. Second, we show that the model can extend to scenarios much larger than the ones used for training, indicating that the logic is also *spatially invariant*. Third, we show that the model can generalize to several moving objects, suggesting that predictions are *local*. Locality and time-space invariance are of course three key properties of physical laws and thus we should expect any good intuitive model of physics to possess them.

In order to support these claims, we conduct extensive experiments in simulated scenarios, including testing the ability of the model to cope with challenging visual scenarios.

2 Related work

A first natural way to represent physics is to manually encode every object parameter and physical property (mass, velocity, positions, *etc.*) and use supervision to make predictions. This has been widely used to represent physics and propagate it [39, 40, 3, 7, 27, 32]. If models like [39, 40] also estimate environment parameters, these works rely on a physic engine that assumes strong priors about the scenario, while our approach does not require such constraint.

Inspired by the recent successes of Convolutional Neural Networks (CNNs [21]) and their application to implicit representation of dynamics [29, 28, 8, 5], others [38, 11, 19, 14] have tried to base their approaches on visual inputs. They learn from several frames of a scene to regress the next physical state of a system. In general these approaches try to learn an implicit representation of physics [11, 38] as a tensor state from recurrent deep networks.

In most cases, models are supervised using ground-truth information about key physical parameters (positions, velocities, density, *etc.*) during training. While these approaches require an expensive annotation of data, other works have tried to learn from unsupervised data as well. Authors have successfully learned unsupervised models either through active manipulation [2, 9, 13], using the laws of physics [34], using dynamic clues and invariances [16, 36] or features extracted from unsupervised methods [12, 10]. Perhaps most related to our approach is the work of Wang et al. [37], where the

model is learnt using future image prediction on a simple synthetic task and then transferred to real world scenarios. They also demonstrate long-term dynamic predictions.

In other works, models are taught to answer simple qualitative questions about a physical setup, such as: the stability of stacks of objects [4, 23, 24, 17], the likelihood of a scenario [30], the forces acting behind a scene [41, 26] or properties of objects through manipulation [2, 9]. Other papers compromise between qualitative and quantitative predictions and focus on *plausibility* [35, 22, 25].

We differ from previous works by: the complete unsupervised nature of our system, the fact that the model can develop its own internal representation that factors moving objects and background obstacles, the ability to learn on-the-fly parameters of each scenario via experience, the overall scalability of the architecture, and the ability to generalize well in space/time and number of moving objects.

3 Method

We now describe our model (see also fig. 1), starting by formalizing the input and output data and then describing the system’s components.

A *scenario* \mathcal{S} is a physical environment that supports moving objects interacting with it. In this paper, we take as scenarios 2.1D environments containing obstacles and we consider rolling balls as moving objects. Hence, interactions are in the form of bounces. Formally, a scenario is defined over a lattice $\Omega = \{0, \dots, H - 1\} \times \{0, \dots, W - 1\}$ and is specified by a list of obstacles $\mathcal{S} = \{(O_j, b_j), j = 1, \dots, K\}$. Here $O_j \subset \Omega$ is the shape of an obstacle and $b_j \in \{B, A, U\}$ is a flag that tells whether the ball bounces against it (B), passes above it (A), or passes under it (U). Obstacles do not overlap.

A *run* is a tuple $\mathcal{R} = (\mathcal{S}, \mathbf{y})$ associating a scenario \mathcal{S} with a trajectory $\mathbf{y} = (y_t \in \Omega, t = 0, \dots, T - 1)$ for the ball (this is trivially extended to multiple balls). Scenarios and runs are sensed visually. The symbol $\mathbf{I}(\mathcal{S}) : \Omega \rightarrow \mathbb{R}^{3 \times H \times W}$ denotes the image generated by observing a scenario (with no ball) and $\mathbf{I}_t(\mathcal{R}) = \mathbf{I}(\mathcal{S}, y_t)$ is the image generated by observing the ball at time t in a run. The symbol $\mathbf{I}(\mathcal{R}) = (\mathbf{I}_t(\mathcal{R}), t = 0, \dots, T - 1)$ denotes the collection of all frames in a run, which can be thought of as a video.

We are interested in learning intuitive physics with no explicit supervision on the objects’ trajectory, nor an explicit encoding of the laws of mechanics that govern the motion of the objects and their interactions and collisions with the environment. Hence, we cast this problem as predicting the video $\mathbf{I}(\mathcal{R})$ of the trajectory of the objects given only a few initial frames $\mathbf{I}_{0:T_0}(\mathcal{R}) = (\mathbf{I}_0(\mathcal{R}), \dots, \mathbf{I}_{T_0-1}(\mathcal{R}))$, where $T_0 \ll T$.

We are of course not the first to consider a similar learning problem, although several prior works do require some form of external supervision, which we do not use. Here, however, we consider an additional key challenge, i.e. that the images $\mathbf{I}_{0:T_0}(\mathcal{R})$ *do not* contain sufficient information to successfully predict the long-term objects’ motion. This is because these few frames tell us nothing about the *nature* of the obstacles in the scenario. In fact, under the assumptions that obstacles of type B , A and U have similar or even the same appearance, it is not possible to predict whether the ball will collide, move above, or move under any such obstacle. This situation is representative of an agent that needs to operate in a new complex environment and must learn more about it before it can do so reliably.

Thus, we consider a modification of the setup described above in which the model can experience each new scenario for a while, by observing the motion of the ball, before making its own predictions. Formally, an *experience* is a collection of N runs $\mathcal{E} = (\mathcal{R}_1, \dots, \mathcal{R}_N)$ all relative to the same scenario \mathcal{S} with each a different trajectory \mathbf{y}_i . By observing such examples, the model must determine the nature of the obstacles and then use this information to correctly predict the motion of the ball in the future. We cast this as the problem of learning a mapping

$$\Phi : (\mathbf{I}_{0:T_0}(\mathcal{R}), \mathbf{I}(\mathcal{E})) \mapsto \mathbf{I}(\mathcal{R}), \quad (1)$$

where $\mathbf{I}(\mathcal{E}) = (\mathbf{I}(\mathcal{R}_1), \dots, \mathbf{I}(\mathcal{R}_N))$ are the videos corresponding to the runs in the experience. We will call \mathcal{R} the *prediction run* to distinguish it from the experience runs \mathcal{E} .

3.1 A meta-learning perspective

The setup we have described above can be naturally described as meta-learning. Namely, eq. (1) can be thought of as incorporating a “local” learning rule \mathcal{M} that maps the experience \mathcal{E} to a scenario-specific predictor $\hat{\Phi}$ on the fly: $\hat{\Phi}(\cdot) = \Phi(\cdot, \mathbf{I}(\mathcal{E})) = \mathcal{M}[\mathbf{I}(\mathcal{E})]$. Hence \mathcal{M} must extract from the experience as much information as possible about the underlying scenario and transfer it to the scenario-specific predictor $\hat{\Phi}$. In order to learn \mathcal{M} , we consider *meta-samples* of the type $(\mathcal{S}, \mathcal{R}, \mathcal{E})$ comprising a scenario \mathcal{S} , a prediction run \mathcal{R} and N experience runs \mathcal{E} . Given a dataset \mathcal{D} of such meta-samples, meta-learning searches for the mapping \mathcal{M} that minimizes the error on the prediction runs:

$$\mathcal{M}^* = \underset{\mathcal{M}}{\operatorname{argmin}} \frac{1}{|\mathcal{D}|} \sum_{(\mathcal{S}, \mathcal{R}, \mathcal{E}) \in \mathcal{D}} \ell(\mathbf{I}(\mathcal{R}), \hat{\Phi}(\mathbf{I}_{0:T_0}(\mathcal{R}))), \quad \hat{\Phi} = \mathcal{M}[\mathbf{I}(\mathcal{E})]. \quad (2)$$

3.2 Compressed dynamic experiences

Concretely, we parameterised the scenario-specific predictor $\hat{\Phi}(\cdot; \mathbf{w}, \mathbf{m})$ using parameters \mathbf{w} , which is fixed and scenario-independent, and \mathbf{m} , which is scenario-specific. The latter is extracted by a network $\mathbf{m} = \Psi_1(\mathbf{I}(\mathcal{E}))$ from the experience videos $\mathbf{I}(\mathcal{E})$. Since we expect \mathbf{m} to provide information about the nature of the obstacles in the scenario, we let $\mathbf{m} \in \mathbb{R}^{1 \times H \times W}$ be a tensor with the same spatial resolution as the scenario and interpret it as an “obstacle mask”.

Given that the function Ψ_1 takes as input a number of video sequences, it is natural to implement it as a recurrent neural network; however, recurrent networks are expensive and difficult to train, especially in a meta-learning context. Instead, we propose to construct Ψ_1 based on a compact representation of the experience which leads to a much more efficient design.

For this, we use the concept of *dynamic image* [6], which encodes a video as a weighted average of its frames: $f_1(\mathbf{I}_0, \dots, \mathbf{I}_{T-1}) = \sum_{t=0}^{T-1} \alpha_t \mathbf{I}_t$ with $\alpha_t = \sum_{i=t}^{T-1} \frac{2(i+1)-T-1}{i+1}$. Since the dynamic image is only sensitive to changes in the video, we complement it by computing also the *median image* $f_2(\mathbf{I}_0, \dots, \mathbf{I}_{T-1}) = \operatorname{median}_{t=0, \dots, T-1} \mathbf{I}_t$ and combine the two functions f_1 and f_2 in a single representation f by stacking the respective outputs along the channel dimension. With this design, we can rewrite the map Ψ_1 as follows:

$$\mathbf{m} = \Psi_1(\mathbf{I}(\mathcal{E})) = \operatorname{maxpool}_{n=1, \dots, N} \hat{\Psi}_1(f(\mathbf{I}(\mathcal{R}_n))). \quad (3)$$

Here the map $\hat{\Psi}_1 : \mathbb{R}^{6 \times H \times W} \rightarrow \mathbb{R}^{1 \times H \times W}$, which can be implemented as a standard CNN, takes as input the dynamic/median image and produces as output the obstacle mask \mathbf{m} . The pooling operator summarizes the information extracted from multiple runs into a single mask \mathbf{m} .

We also consider a second similar map $\hat{\Psi}_2 : \mathbb{R}^{6 \times H \times W} \rightarrow \mathbb{R}^{C \times H \times W}$ to extract an “appearance” tensor \mathbf{a} . The latter helps the generator to render obstacles above or underneath the moving objects as needed. The response of this function is also max-pooled over runs, but channel-wise: $[\operatorname{pool}_{k=1, \dots, N} \mathbf{a}_k]_{cvu} = [\mathbf{a}_{k(c)}]_{cvu}$ where $k(c) = \operatorname{argmax}_{k=1, \dots, N} \sum_{vu} [\mathbf{a}_k]_{cvu}^2$.

In practice, $\hat{\Psi}_1$ and $\hat{\Psi}_2$ are implemented as a single neural network $\Psi : \mathbb{R}^{6 \times H \times W} \rightarrow \mathbb{R}^{(1+C) \times H \times W}$ where $\hat{\Psi}_1$ is the first output channel and $\hat{\Psi}_2$ the others.

Optional obstacle mask supervision. In the experiments, we show that the map $\hat{\Psi}$ can be learned automatically without any external supervision. We contrast this with supervising $\hat{\Psi}_1$ with an oracle rendition of the obstacle map. To this end, we define the tensor \mathbf{m}_{gt} for a scenario \mathcal{S} to be the indicator mask of whether a pixel contains a solid obstacles (including the perimetral walls) and then minimize the auxiliary loss $\ell(\mathbf{m}_{\text{gt}}, \Psi_1(\mathbf{I}(\mathcal{E}))) = \|\mathbf{m}_{\text{gt}} - \Psi_1(\mathbf{I}(\mathcal{E}))\|^2$.

3.3 Auto-regressive predictor

The predictor Φ is designed as an RNN that takes as input T_0 past *states* $\mathbf{x}_{t-T_0:t} = (\mathbf{x}_{t-T_0}, \dots, \mathbf{x}_{t-1})$ and outputs a new state \mathbf{x}_t . Each state variable is in turn a distributed representation of the physical state of the system, in the form of a “heatmap” $\mathbf{x}_t \in \mathbb{R}^{H \times W}$. Considering T_0 past states allows the model to auto-regressively represent the dynamics of the system if so learning chooses to do.




Figure 2: **Dataset samples.** Pairs of sample data from left to right: R2, C, C+T.

The predictor also takes as input the scenario representation \mathbf{m} given by eq. (3). The first T_0 state variables are initialized from observations $\mathbf{I}_{0:T_0}(\mathcal{R})$ via an initialization function $\eta: \mathbb{R}^{3 \times H \times W} \rightarrow \mathbb{R}^{H \times W}$. We thus have

$$\mathbf{x}_{0:T_0} = [\eta(\mathbf{I}_t(\mathcal{R}))]_{t=0:T_0} \quad (\text{initialization}) \quad (4)$$

$$\mathbf{x}_t = \Phi(\mathbf{x}_{t-T_0:t}, \mathbf{m}) \quad (\text{auto-regressive prediction}) \quad (5)$$

In short, this model estimates recursively the evolution of the system dynamics from the visual observations of the first T_0 samples.

Conditional generator. Variable \mathbf{x}_t contains information about the state of the moving objects (balls). This is then converted into a prediction of the corresponding video frame, combining also the appearance tensor \mathbf{a} and the median of the first T_0 images in the sequence $\hat{\mathbf{I}} = \text{median}_{t=0, \dots, T_0-1} \mathbf{I}_t$. This is formulated as a conditional generator network $\hat{\mathbf{I}}_t = g(\mathbf{x}_t, \mathbf{a}, \hat{\mathbf{I}})$.

Video reconstruction loss. Next, we discuss the nature of the loss (2). Owing also to the static background, the *conditional* video generation task is relatively simple provided that the dynamics are estimated correctly. As a consequence, the generated videos are likely to closely approximate the ground truth ones, so the loss function ℓ in (2) does not require to be complex. In our experiments, we combine the L^2 image loss with the *perceptual* loss of [18]. The latter is obtained by passing the ground-truth and predicted images through the first few layers of a pre-trained deep neural network e , VGG-16 [33] in our case, and then comparing the resulting encodings in L^2 distance. The overall loss is then given by $\ell(\mathbf{I}_t, \hat{\mathbf{I}}_t) = \lambda_I \|\mathbf{I}_t - \hat{\mathbf{I}}_t\|^2 + \lambda_p \|e(\mathbf{I}_t) - e(\hat{\mathbf{I}}_t)\|^2$ (details in the sup. mat.). The perceptual loss is robust to small shifts in the image reconstructions that may arise from imperfect physics predictions and favors reconstructing a sharp image; by comparison, the L^2 loss alone would result in blurrier images by regressing to the mean. In practice, trading-off the L^2 and perceptual losses results in qualitatively better images as well as in better trajectory prediction.

State space integrity. An issue with the recursion (5) is that the state \mathbf{x}_t may, in the long run, falls outside the space of meaningful states, leading to a catastrophic failure of the simulation. This is especially true for simulations longer than the ones used for training the model. In order to encourage the recursion to maintain the integrity of the state over time, we add a self-consistency loss $\|\mathbf{x}_t - \eta(\mathbf{I}_t(\mathcal{R}))\|^2$. Here the network η is the same that is used to extract the state space from the initial frames of the video sequence in (4) which weights are fixed. In practice, we find that our learned recursion can maintain the integrity of the state nearly indefinitely.

4 Experimental setup

Data. A scenario \mathcal{S} is generated by sampling a certain number of obstacles of different types m_i and shapes O_i (either rectangular or custom), placing them at random locations and orientations on a 2D board. We consider boards with either two rectangular obstacles (denoted R2), a random number from 3 to 4 rectangular obstacles (R4) or two curved shapes (C). Scenarios are rendered by painting the background and a wall around it. Then, all obstacle are painted in a solid colour, randomly picked from a fixed palette to ensure sufficient contrast. The background is also painted in solid color (general case) or by using a texture image (only curved shapes, denoted C+T). Crucially, there is no correlation between an obstacle’s type and its shape, location and color, so its type cannot be inferred by appearance alone. Runs \mathcal{R} are generated by placing one or more dynamic objects (“balls”) with a random initial location and a random momentum oriented towards the obstacles, simulating the 2.1D physics, and rendering the balls as circles with constant (pink) color.

For each scenario \mathcal{S} , we sample $N + 1$ runs, using the first as a prediction run and the others as experience runs, forming triplets $(\mathcal{S}, \mathcal{R}, \mathcal{E})$. Unless otherwise stated, we set $N = 7$ and let each run evolve for 60 frames (experiment run’s length is kept fixed to 60 frames throughout this work). For training, samples $(\mathcal{S}, \mathcal{R}, \mathcal{E})$ are drawn in an on-line fashion and are thus unlimited. For testing, we use a fixed set of 200 samples. We generate boards of size 64×64 and 128×128 , but use the latter only for testing purposes to evaluate generalization. Otherwise explicitly mentioned the board size is assumed to be 64×64 .

Evaluation metrics. We report the video prediction error as average L_2 image loss. In order to assess the ability of the method to predict good trajectories, we note that blobs tend to emerge in the heatmaps \mathbf{x}_t in correspondence of the tracked objects. Hence, we handcrafted a simple blob detector $h(\mathbf{x}_t)$ that detects the blobs contained in the heatmaps \mathbf{x}_t (see sup. mat.). We then report the number of detected blobs vs the actual number of moving objects and, for each, the distance in pixel space of the predicted blob center and ground-truth object center, averaged over the different scenarios. For each experiment we report mean and standard deviation across all sampled scenarios.

Baselines. We compare with two baselines. The first is a version of the Interaction Networks [3], trained with perfect knowledge of the object locations, background and object generation. The baseline works directly on the object positions and regresses object positions. The ground truth obstacle map is given as input and transformed into a vector thanks to a pre-trained VGG-16 architecture. Our second baseline amounts to running the ground-truth physics simulator after removing the obstacles from the board (and thus results in perfect predictions for trajectories that do not hit solid obstacles).

Implementation details. Networks Φ and η share very similar auto-encoder type architecture, the network Ψ uses a U-Net-like architecture [31]. As stated in [37] intuitively Ψ would better preserve appearance while the structure of Φ would loose some appearance structure and put an inductive bias on dynamic predictions. g is a fully-convolutional 6-layers stack. Our implementation uses TensorFlow 1.9[1] and the Adam optimizer[20] with learning rate 10^{-4} and Xavier initialization [15]. We used a batch size of 10 samples $(\mathcal{S}, \mathcal{R}, \mathcal{E})$. Models are first trained for 110,000 using only the L^2 and self-consistency losses for eq. (2), and then optionally fine-tuning for further 1,000 iterations using the perceptual loss as well. For the C+T scenarios, we first train the model using flat colour R2 scenarios and then fine-tune for 55,000 iterations using the textured data. Unless otherwise specified, models are trained in a fully unsupervised fashion. Full details can be found in the sup. mat.

5 Results

Full system. Table 1 rows 1-4 report the prediction accuracy of our system on the 200 simulated test sequences using one moving object. In the table, we distinguish three durations: $T_0 = 4$ is the number of frames to bootstrap the prediction of a test runs, $T_{\text{train}} = 20$ is the length of prediction runs observed during meta-training and $T_{\text{test}} = kT_{\text{train}}$ is the length of the runs observed during meta-testing, where $k = 1, 3, 5$. We test both 64×64 boards (which is the same size used for training) and larger 128×128 boards to test spatial generalization. We also compare training using the L^2 or the L^2 +perceptual loss for video prediction supervision. We report the number of detected objects (which should be 1 in this experiment), the video prediction error, and the position prediction error.

We find that switching from the L^2 to the L^2 +perceptual loss for training (rows 1 vs 3 and 2 vs 4) increases the L_2 video prediction error (as might be expected) but reduces significantly the trajectory prediction error. We also find that generalization through time is excellent: prediction errors accumulate over time (as it is unavoidable), but the recursion evolves without collapsing well beyond T_{train} (qualitatively we found that the recursion can be applied indefinitely). This should be contrasted with prior work on intuitive physics [14] where recursion was found to be unstable in the long term.

Spatial generalization to larger boards (rows 2,4,6) is also satisfactory if the perceptual loss is used. However, we did notice the emergence of a few artifacts in this case (see video in sup. mat.).

In rows 5-6 we use external supervision to train the obstacle map predictor as suggested in section 3.2 (the rest of the system is still unsupervised). Supervision improves the trajectory prediction accuracy for boards of the same size as the ones seen in training. However, generalization to larger boards is poorer, suggesting that explicit supervision causes the model to overfit somewhat.

Table 1: **Predicting one moving object.** Obst. is the obstacle type (R2, R4, C). The test board size can be either 64×64 (same as in training) or 128×128 and we consider using either no supervision or obstacle supervision. We test the average prediction error at $T_{\text{test}} = 20, 60, 100$ well above the duration $T_{\text{train}} = 20$ observed during training. Position errors were normalized by the board size diagonal. Video errors were normalized to board size 64^2 where larger. L^2 loss on positions is used for (14)-(15).

No.	Obst.	Sup.	Test brd. size	Train loss	$T_{\text{test}} = T_{\text{train}} = 20$			$T_{\text{test}} = 3 \times T_{\text{train}}$			$T_{\text{test}} = 5 \times T_{\text{train}}$		
					# obj.	Vid. L_2	Pos. err.	# obj.	Vid. L_2	Pos. err.	# obj.	Vid. L_2	Pos. err.
(1)	R2	None	64^2	L^2	1.0 ± 0.2	2.5 ± 2.6	$.036 \pm .096$	0.3 ± 0.5	4.6 ± 3.3	$.404 \pm .241$	0.1 ± 0.3	4.7 ± 3.3	$.526 \pm .180$
(2)	R2	None	128^2	L^2	0.7 ± 0.4	1.7 ± 1.3	$.179 \pm .236$	0.1 ± 0.3	1.7 ± 1.1	$.484 \pm .228$	0.0 ± 0.1	1.7 ± 1.1	$.531 \pm .209$
(3)	R2	None	64^2	Percep.	1.0 ± 0.2	2.5 ± 2.9	$.028 \pm .073$	1.0 ± 0.2	5.3 ± 4.0	$.145 \pm .148$	1.0 ± 0.2	5.5 ± 4.0	$.286 \pm .168$
(4)	R2	None	128^2	Percep.	0.9 ± 0.4	1.7 ± 1.4	$.104 \pm .170$	1.0 ± 0.4	2.0 ± 1.4	$.227 \pm .179$	1.0 ± 0.4	2.0 ± 1.4	$.320 \pm .172$
(5)	R2	Obst.	64^2	Percep.	1.0 ± 0.1	3.0 ± 3.3	$.018 \pm .023$	1.0 ± 0.2	5.7 ± 4.4	$.112 \pm .086$	1.0 ± 0.3	5.8 ± 4.2	$.231 \pm .141$
(6)	R2	Obst.	128^2	Percep.	8.3 ± 3.3	2.4 ± 1.9	$.323 \pm .064$	26.5 ± 6.4	5.6 ± 4.0	$.355 \pm .054$	25.8 ± 6.3	5.8 ± 4.1	$.363 \pm .133$
(7)	C	None	64^2	Percep.	1.0 ± 0.1	2.9 ± 3.5	$.040 \pm .086$	1.1 ± 0.3	5.4 ± 4.1	$.175 \pm .160$	1.0 ± 0.3	5.4 ± 4.0	$.265 \pm .155$
(8)	C	None	128^2	Percep.	0.9 ± 0.4	1.7 ± 1.4	$.104 \pm .170$	1.0 ± 0.4	2.0 ± 1.4	$.227 \pm .179$	1.0 ± 0.4	5.6 ± 4.6	$.320 \pm .172$
(9)	C	Obst	64^2	Percep.	1.0 ± 0.1	2.9 ± 3.1	$.024 \pm .072$	1.0 ± 0.1	5.7 ± 4.2	$.128 \pm .114$	1.0 ± 0.2	5.5 ± 4.1	$.247 \pm .141$
(10)	C+T	None	64^2	Percep.	1.0 ± 0.1	3.4 ± 2.9	$.017 \pm .044$	1.0 ± 0.2	6.1 ± 3.4	$.094 \pm .076$	1.0 ± 0.2	6.2 ± 2.9	$.222 \pm .147$
(11)	C+T	None	128^2	Percep.	1.0 ± 0.1	$.675 \pm .685$	$.012 \pm .033$	1.0 ± 0.2	$1.4 \pm .814$	$.057 \pm .065$	0.9 ± 0.3	$1.4 \pm .750$	$.121 \pm .088$
Ablation : removing the median and dynamic images, respectively (see text)													
(12)	R2	None	64^2	Percep.	1.0 ± 0.3	4.0 ± 4.0	$.074 \pm .115$	0.8 ± 0.5	5.1 ± 4.0	$.302 \pm .202$	0.6 ± 0.5	5.0 ± 3.8	$.357 \pm .212$
(13)	R2	None	64^2	Percep.	1.4 ± 0.6	3.2 ± 3.4	$.054 \pm .062$	1.8 ± 0.8	5.5 ± 4.2	$.268 \pm .151$	1.7 ± 0.8	5.6 ± 4.2	$.326 \pm .136$
Baselines: Interaction Network (14-16) and Ground Truth Simulator minus Obstacles (16-17)													
(14)	R2	Full	128^2	L^2 Pos.	-	-	$.038 \pm .027$	-	-	$.166 \pm .088$	-	-	$.331 \pm .152$
(15)	C	Full	128^2	L^2 Pos.	-	-	$.038 \pm .031$	-	-	$.171 \pm .095$	-	-	$.349 \pm .203$
(16)	R2	-	64^2	-	-	-	$.060 \pm .099$	-	-	$.229 \pm .224$	-	-	$.224 \pm .209$
(17)	C	-	64^2	-	-	-	$.055 \pm .099$	-	-	$.219 \pm .217$	-	-	$.232 \pm .228$

Rows 7-11 show results for more complex shapes (C) and appearances (C+T). Prediction accuracy is only slightly worse than with the simpler obstacles (e.g. rows 3 vs 7 or 9 vs 10).

We report two ablation experiments, suppressing respectively the median image (row 12) and dynamic image (row 13) in the feature extractor f summarizing the experiences. We notice a sensible deterioration of performance compared to row 3, suggesting that both components are important.

Comparison Compared to the fully-supervised IN (rows 14-15), our unsupervised method is highly competitive, especially for longer simulation times (rows 4,8). The method also outperforms (except for very long simulations where drift prevails) the ground-truth simulator that ignores the obstacles (rows 16,17).

The importance of experience. We investigate how much information the model extracts from the experiences \mathcal{E} by ablating the number of runs N in it. For the special case $N = 0$, since there are no runs, we generate an pseudo experience run by copying the first frame $\mathbf{I}_0(\mathcal{R})$ of the prediction run \mathcal{R} .

Table 2: **Importance of experience.** For the unsupervised model, we report the trajectory prediction error at $T = 40$ (rows 1-3) and the obstacle mask L_2 prediction error (rows 4-6) for different obstacle types. The number of runs N in the experiences is varied from 0 to 50. For the obstacle mask prediction error, we also report the trivial baseline $\|\mathbf{m}_{\text{gt}} - \mathbf{m}_{\text{all-on}}\|_2$ (see text). Position errors were normalized by the board size (64^2) diagonal. $T_{\text{train}} = 20$.

No	Err.	Obst.	Oracle	$N = 0$	1	2	5	7	10	20	50
(1)	Pos.	R2	—	$.462 \pm .136$	$.144 \pm .157$	$.108 \pm .136$	$.083 \pm .128$	$.077 \pm .120$	$.071 \pm .114$	$.070 \pm .116$	$.070 \pm .104$
(2)	Pos.	R4	—	$.502 \pm .151$	$.189 \pm .169$	$.158 \pm .164$	$.122 \pm .155$	$.110 \pm .149$	$.114 \pm .130$	$.110 \pm .154$	$.114 \pm .152$
(3)	Pos.	C	—	$.459 \pm .124$	$.161 \pm .172$	$.125 \pm .158$	$.099 \pm .139$	$.099 \pm .146$	$.099 \pm .144$	$.101 \pm .144$	$.106 \pm .143$
(4)	Obs.	R2	13.2 ± 11.1	24.6 ± 16.4	10.3 ± 9.5	7.6 ± 8.4	4.2 ± 5.4	3.8 ± 4.7	3.5 ± 3.3	3.6 ± 3.5	3.8 ± 3.7
(6)	Obs.	R4	16.8 ± 13.3	23.6 ± 15.1	14.1 ± 10.9	11.5 ± 9.9	7.7 ± 8.0	7.4 ± 7.3	7.3 ± 7.2	7.4 ± 7.2	8.4 ± 8.3
(5)	Obs.	C	9.4 ± 8.9	27.8 ± 15.8	10.1 ± 8.2	7.0 ± 7.0	5.4 ± 5.6	5.3 ± 5.2	5.1 ± 5.2	5.7 ± 5.6	6.0 ± 5.9

Table 3: **Predicting the obstacles: supervision vs no supervision.** The table reports the obstacle mask prediction error (L_2) for a network trained with or without supervision for the obstacles (see text). The last column shows a multi-ball predictor operated with 3 balls in each run. $T_{\text{train}} = 20$.

Supervision	R2	R4	C	C+T	R2 (3 balls)
Obstacle	2.7 ± 4.4	6.3 ± 7.8	3.5 ± 4.9	2.6 ± 3.9	2.6 ± 3.9
None	3.9 ± 4.7	7.4 ± 7.3	5.3 ± 5.2	4.0 ± 5.2	3.9 ± 3.5

In table 2, we report the trajectory prediction accuracy for different obstacle types (row 1-3). We also test the ability to predict the obstacle mask \mathbf{m}_{gt} (defined in section 3). Since the model is unsupervised, the learned mask \mathbf{m} will not in general be an exact match of \mathbf{m}_{gt} (e.g. the mask range is arbitrary); hence, after fixing all the parameters in the model, we train a simple regression network that maps \mathbf{m} to \mathbf{m}_{gt} and report the prediction accuracy of the latter on the test set (see sup. mat. for details). As a point of comparison, we also report the error $\|\mathbf{m}_{\text{gt}} - \mathbf{m}_{\text{all-on}}\|_2$ of the trivial baseline that predict a mask $\mathbf{m}_{\text{all-on}}$ where all objects are highlighted, regardless of their flag.

We note that there is a very large improvement when we move from zero to one experience runs, and a smaller but non-negligible improvement until $N = 10$. Furthermore, comparing the results with predicting $\mathbf{m}_{\text{all-on}}$ shows that the system can tell from the experiences which obstacles are solid and which are not.

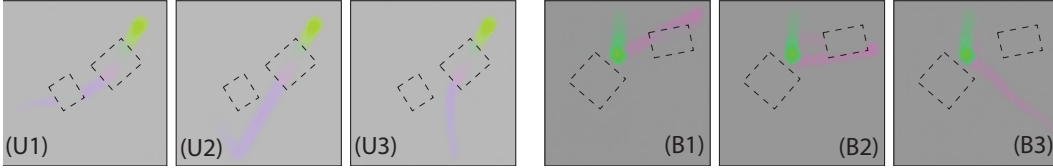


Figure 3: **Qualitative results.** We show time lapse images for the trajectory predicted for the ball colliding with obstacles of type U (permeable; left) and B (solid; right). We test three variants of the model: (1) the model supervised with ground-truth obstacle masks, (2) the unsupervised model and (3) the model after suppressing the dynamic image that summarizes the experience (ablation). Qualitatively, (1,2) produce plausible predictions but (3) does not.

Supervised obstacle regression. Table 3 compares our unsupervised method to using full obstacle map supervision in order to predict the obstacle map \mathbf{m}_{gt} from the experiences \mathcal{E} . For the unsupervised system, the obstacle map is estimated as explained in the paragraph above. As expected, supervised learning achieves a lower error, but the unsupervised method is still much better than the trivial baseline of table 2.

Multiple moving objects. We also test whether the system trained with a single moving object can generalize to multiple ones. In table A.2 (see sup. mat.) we show that the network can simulate the motion properly until balls collide, after which they merge (see videos in the sup. mat.). This indicates that, just as physical laws, the rules learned by the model are local. We also train a model (scenario R2) showing it from 1 to 3 balls in each run. This model is able not only to correctly handle ball collisions, but is also able to generalize correctly to several more objects on the board. Furthermore, as shown in table 3, this model still predicts correctly the obstacle masks from experiences, despite the fact that the latter are much more crowded.

6 Conclusions

We have demonstrated a system that can learn an intuitive model of physics in an unsupervised manner. Differently from most prior works, our system is also able to learn on-the-fly and very efficiently some physical parameters of new scenarios from a few experiences. Prediction results are strong, competitive with fully-supervised models, and predictors generalize well over time space, and an arbitrary number of moving objects. Our next challenge is to apply the system to more difficult scenarios, including non-frontal views of the physical worlds. For this, we plan to learn a function to summarize past experiences in a more general manner than the dynamic image could.

References

- [1] Abadi et al. TensorFlow: Large-scale machine learning on heterogeneous systems, 2015. Software available from tensorflow.org.
- [2] P. Agrawal et al. Learning to Poke by Poking: Experiential Learning of Intuitive Physics. In *Proc. NeurIPS*, pages 5074–5082, 2016.
- [3] P. Battaglia et al. Interaction networks for learning about objects, relations and physics. In *Proc. NeurIPS*, pages 4502–4510, 2016.
- [4] P.W. Battaglia, J. Hamrick, and J.B. Tenenbaum. Simulation as an engine of physical scene understanding. *PNAS*, 110(45):18327–18332, 2013.
- [5] A. Bhattacharyya et al. Long-term image boundary prediction. In *Thirty-Second AAAI Conference on Artificial Intelligence*. AAAI, 2018.
- [6] H. Bilen et al. Dynamic image networks for action recognition. In *IEEE CVPR*, 2016.
- [7] M. B. Chang et al. A compositional object-based approach to learning physical dynamics. In *Proc. ICLR*, 2017.
- [8] S. Chiappa et al. Recurrent environment simulators. In *Proc. ICLR*, 2017.
- [9] M. Denil et al. Learning to perform physics experiments via deep reinforcement learning. *Deep Reinforcement Learning Workshop, NIPS*, 2016.
- [10] S. Ehrhardt et al. Unsupervised intuitive physics from visual observations. *Proc. ACCV*, 2018.
- [11] S. Ehrhardt et al. Taking visual motion prediction to new heightfields. *Computer Vision and Image Understanding (CVIU)*, 2019.
- [12] C. Finn et al. Deep spatial autoencoders for visuomotor learning. In *Robotics and Automation (ICRA), 2016 IEEE International Conference on*, pages 512–519. IEEE, 2016.
- [13] C. Finn, I. Goodfellow, and S. Levine. Unsupervised learning for physical interaction through video prediction. In *Advances in neural information processing systems*, 2016.
- [14] K. Fragkiadaki et al. Learning visual predictive models of physics for playing billiards. In *Proc. NeurIPS*, 2016.
- [15] X. Glorot and Y. Bengio. Understanding the difficulty of training deep feedforward neural networks. In *Proceedings of the thirteenth international conference on artificial intelligence and statistics*, pages 249–256, 2010.
- [16] K. Greff et al. Neural expectation maximization. *Proc. NeurIPS*, 2017.
- [17] O. Groth et al. Shapestacks: Learning vision-based physical intuition for generalised object stacking. In *eccv*, 2018.
- [18] J. Johnson, A. Alahi, and L. Fei-Fei. Perceptual losses for real-time style transfer and super-resolution. *Proc. ECCV*, 2016.
- [19] K. Kansky et al. Schema networks: Zero-shot transfer with a generative causal model of intuitive physics. In *International Conference on Machine Learning*, pages 1809–1818, 2017.
- [20] D. P. Kingma and J. Ba. Adam: A method for stochastic optimization. *Proc. ICLR*, 2014.
- [21] A. Krizhevsky, I. Sutskever, and G. Hinton. Imagenet classification with deep convolutional neural networks. In *Proc. NeurIPS*, pages 1097–1105, 2012.
- [22] Ladický et al. Data-driven fluid simulations using regression forests. *ACM Trans. on Graphics (TOG)*, 34(6):199, 2015.
- [23] A. Lerer, S. Gross, and R. Fergus. Learning physical intuition of block towers by example. In *Proceedings of the 33rd International Conference on International Conference on Machine Learning - Volume 48*, pages 430–438, 2016.
- [24] W. Li, A. Leonardis, and M. Fritz. Visual stability prediction and its application to manipulation. AAAI, 2017.
- [25] A. Monszpart, N. Thuerey, and N. Mitra. SMASH: Physics-guided Reconstruction of Collisions from Videos. *ACM Trans. on Graphics (TOG)*, 2016.
- [26] R. Mottaghi et al. Newtonian scene understanding: Unfolding the dynamics of objects in static images. In *IEEE CVPR*, 2016.

- [27] D. Mrowca et al. Flexible Neural Representation for Physics Prediction. *Proc. NeurIPS*, 2018.
- [28] J. Oh et al. Action-conditional video prediction using deep networks in atari games. In *Advances in Neural Information Processing Systems*, pages 2863–2871, 2015.
- [29] P. Ondruska and I. Posner. Deep tracking: Seeing beyond seeing using recurrent neural networks. In *Proc. AAAI*, 2016.
- [30] R. Riochet et al. IntPhys: A Framework and Benchmark for Visual Intuitive Physics Reasoning. *ArXiv e-prints*, 2018.
- [31] O. Ronneberger and T. Fischer, P.and Brox. U-net: Convolutional networks for biomedical image segmentation. In *International Conference on Medical image computing and computer-assisted intervention*, 2015.
- [32] A. Sanchez-Gonzalez et al. Graph networks as learnable physics engines for inference and control. *Proceedings of the 35th International Conference on International Conference on Machine Learning*, 2018.
- [33] K. Simonyan and A. Zisserman. Very deep convolutional networks for large-scale image recognition. In *International Conference on Learning Representations*, 2015.
- [34] R. Stewart and S. Ermon. Label-free supervision of neural networks with physics and domain knowledge. In *AAAI*, pages 2576–2582, 2017.
- [35] J. Tompson et al. Accelerating Eulerian Fluid Simulation With Convolutional Networks. *ArXiv e-print arXiv:1607.03597*, 2016.
- [36] S. van Steenkiste et al. Relational neural expectation maximization: Unsupervised discovery of objects and their interactions. *Proc. ICLR*, 2018.
- [37] Z. Wang et al. Neural allocentric intuitive physics prediction from real videos. *arXiv preprint arXiv:1809.03330*, 2018.
- [38] N. Watters et al. Visual interaction networks: Learning a physics simulator from video. In *Proc. NeurIPS*, 2017.
- [39] J. Wu et al. Galileo: Perceiving physical object properties by integrating a physics engine with deep learning. In *Proc. NeurIPS*, pages 127–135, 2015.
- [40] J. Wu et al. Physics 101: Learning physical object properties from unlabeled videos. In *Proc. BMVC*, 2016.
- [41] J. Wu et al. Learning to see physics via visual de-animation. In *Proc. NeurIPS*, 2017.