

Bandwidth-Efficient Transaction Relay in Bitcoin

Gleb Naumenko
naumenko.gs@gmail.com
University of British Columbia

Gregory Maxwell
greg@xiph.org

Pieter Wuille
pwuille@blockstream.com
Blockstream

Alexandra Fedorova
sasha@ece.ubc.ca
University of British Columbia

Ivan Beschastnikh
bestchai@cs.ubc.ca
University of British Columbia

ABSTRACT

Bitcoin is a top-ranked cryptocurrency that has experienced huge growth and survived numerous attacks. The protocols making up Bitcoin must therefore accommodate the growth of the network and ensure security.

Security of the Bitcoin network depends on connectivity between the nodes. Higher connectivity yields better security. In this paper we make two observations: (1) current connectivity in the Bitcoin network is too low for optimal security; (2) at the same time, increasing connectivity will substantially increase the bandwidth used by the transaction dissemination protocol, making it prohibitively expensive to operate a Bitcoin node. Half of the total bandwidth needed to operate a Bitcoin node is currently used to just announce transactions. Unlike block relay, transaction dissemination has received little attention in prior work.

We propose a new transaction dissemination protocol, *Erlay*, that not only reduces the bandwidth consumption by 40% assuming current connectivity, but also keeps the bandwidth use almost constant as the connectivity increases. In contrast, the existing protocol increases the bandwidth consumption linearly with the number of connections. By allowing more connections at a small cost, Erlay improves the security of the Bitcoin network. And, as we demonstrate, Erlay also hardens the network against attacks that attempt to learn the origin node of a transaction. Erlay is currently being investigated by the Bitcoin community for future use with the Bitcoin protocol.

1 INTRODUCTION

Bitcoin is a peer-to-peer (P2P) electronic cash system [44]. Recent estimates indicate that there are over 60,000 nodes in the Bitcoin network¹ (as of March 2019). To keep up with the growth in the number of nodes and usage of the network, the system must be continually optimized while retaining the security guarantees that its users have come to expect.

Security of the Bitcoin network depends on adequate network connectivity. Bitcoin literature has repeatedly recommended increasing the number of connections between nodes to make the network more robust [7, 15]. As we explain in Section 3, certain attacks become less successful if the network is highly connected.

Unfortunately, increasing the connectivity of the Bitcoin network linearly increases the bandwidth consumption of *transaction relay*—the protocol that currently takes up half of the total bandwidth required to operate a Bitcoin node. Today, transaction relay alone consumes as much as 18GB per node per month. If the connectivity

¹<https://luke.dashjr.org/programs/bitcoin/files/charts/software.html>

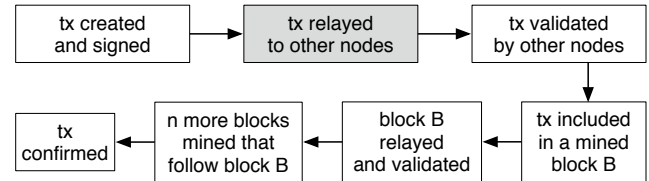


Figure 1: Lifecycle of a Bitcoin transaction. In this paper we optimize the protocols for relaying transactions between nodes in the Bitcoin network (grey box).

were increased from the currently used eight outbound connections to 24, the per-node bandwidth used for relaying transactions would exceed 50GB/month. This would make it prohibitively expensive for some users to operate a Bitcoin node. Despite this inefficiency, transaction relay has not received much attention in scientific literature, in contrast to block relay [2, 12, 48].

The overarching reason why the Bitcoin transaction relay protocol is inefficient is that it relies on *flooding*. A Bitcoin *transaction* corresponds to a transfer of funds between several accounts. Fig. 1 overviews the lifecycle of a transaction in the Bitcoin network. To be accepted by the network of nodes, a transaction must be first disseminated, or *relayed*, throughout the network. Then it must be validated and included into a *block* with other valid transactions. Finally, the block containing the transaction must be relayed to all the nodes. Every Bitcoin transaction must reach almost all nodes in the network, and prior work has demonstrated that full coverage of the network is important for security [53].

Today, Bitcoin disseminates transactions by ensuring that every message received by a node is transmitted to all of its neighbors. This *flooding* has high fault-tolerance since no single point of failure will halt relay, and it has low latency since nodes learn about transactions as fast as possible [35].

However, flooding has poor bandwidth efficiency: every node in the network learns about the transaction multiple times. Our empirical measurements demonstrate that transaction announcements account for 30–50% of the overall Bitcoin traffic. This inefficiency is an important scalability limitation: the inefficiency increases as the network becomes more connected, while connectivity of the network is desirable to the growth and the security of the network.

Prior work has explored two principal approaches to address this inefficient use of bandwidth. The first is the use of short transaction identifiers (to decrease message size) [31]. The second is to exclusively use blocks and never transmit individual transactions [37]. Both approaches are inadequate: short identifiers only

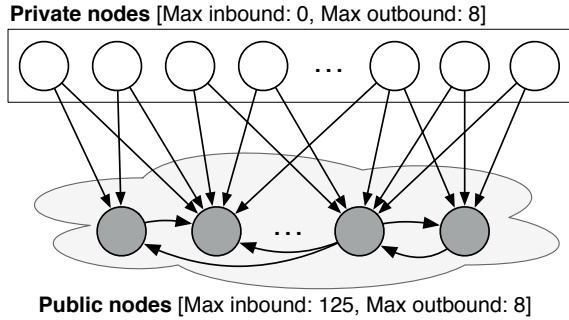


Figure 2: Private and public nodes in the Bitcoin network.

reduce the constant factor and do not scale with the connectivity of the network, while using only blocks creates spikes in block relay and transaction validation. We discuss these approaches further in Section 11.

The contribution of this paper is *Erlay*, a new protocol that we designed to optimize Bitcoin’s transaction relay while maintaining the existing security guarantees. The main idea behind our protocol is to reduce the amount of information propagated via flooding and instead use an efficient set reconciliation method [42] for most of the transaction dissemination. In addition, we design the Erlay protocol to withstand DoS, timing, and other attacks.

We implemented Erlay in a simulator and as part of the mainline Bitcoin node software, and evaluated Erlay at scale. Our results show that Erlay makes announcement-related bandwidth negligible while keeping latency a small fraction of the inter-block interval.

In summary, this paper makes the following contributions:

- We analyze bandwidth inefficiency of Bitcoin’s transaction relay protocol. We do this by running a node connected to the Bitcoin network as well as by running a simulation of the Bitcoin network. Our results demonstrate that 88% of the bandwidth used to announce transactions (and around 44% of the overall bandwidth) is redundant.
- We propose a new, bandwidth-efficient, transaction relay protocol for Bitcoin called *Erlay*, which is a combination of fast low-fanout flooding and efficient set reconciliation, designed to work under the assumptions of the Bitcoin network.
- We demonstrate that the protocol achieves a close to optimal combination of resource consumption and propagation delay, and is robust to attacks. Erlay reduces the bandwidth used to announce transactions by 84% immediately, and allows the Bitcoin network to achieve higher connectivity in the future for better security.

Next, we review the background for our work.

2 BITCOIN BACKGROUND

For the purpose of connectivity graph and propagation analysis, there are 2 types of nodes in the Bitcoin network: **private nodes** that *do not* accept inbound connections and **public nodes** that *do* accept inbound connections (see Fig. 2). Public nodes act as a backbone of the network: they help new nodes bootstrap onto the

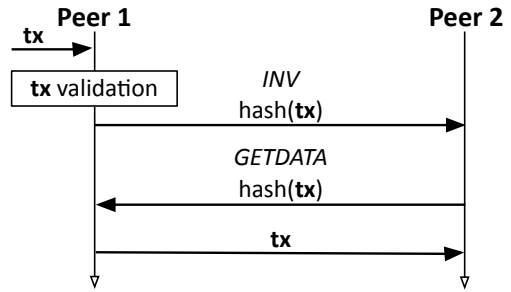


Figure 3: Transaction exchange between two peers.

network. Once they have joined the network, public and private nodes are indistinguishable in their operation: both node types perform transaction and block validation, and relay valid transactions and blocks to their peers.

The current version of the Bitcoin transaction relay protocol propagates messages among nodes using *diffusion* [1], which is a variation on random flooding. Flooding is a protocol where each node announces every transaction it receives to each of its peers. Announcements can be sent on either inbound and outbound links. With diffusion, a peer injects a random delay before announcing a received transaction to its peers. This mitigates timing attacks [46] and significantly reduces the probability of in-flight collisions (when two nodes simultaneously announce the same transaction over the link between them).

The protocol by which a transaction propagates between two peers is illustrated in Fig. 3. When a Bitcoin node receives a transaction (peer 1 in Fig. 3), it advertises the transaction to all of its peers except for the node that sent the transaction in the first place and other nodes from which it already received an advertisement. To advertise a transaction, a node sends a hash of the transaction within an *inventory*, or *INV* message. If a node (peer 2 in Fig. 3) hears about a transaction for the first time, it will request the full transaction by sending a *GETDATA* message to the node that sent it the *INV* message.

We refer to the transaction-advertising portion of the protocol (all the *INV* messages) as *BTCFlood*. Since it relies on flooding, most transactions are advertised through each link in the network in one direction (except those that are advertised during the block relay phase). As a result, a node with n connections will send and receive between n and $2n$ *INV* messages for a single transaction (two nodes may announce the same transaction simultaneously to each other).

Both public and private nodes limit the number of inbound and outbound connections (Fig. 2). By default a private node has no inbound connections and up to 8 outbound connections, while a public node can have 8 outbound connections as well as up to 125 inbound connections (but the inbound connection limit can be configured up to around 1,000). Thus, as the number of private nodes in the Bitcoin network grows, the bandwidth and computational requirements to run a public node quickly increase. This is because private nodes connect to multiple public nodes to ensure that they are connected to the network through more than a single peer.

As a result, Bitcoin designers have focused on (1) making the running of a public node more accessible, in terms of required bandwidth, computational power, and hardware resources, and (2) making public nodes more efficient so that they can accept more connections from private nodes. Our work targets both objectives.

3 THE PROBLEM WITH FLOODING TRANSACTIONS

Flooding is inefficient. BTCFlood sends many redundant transaction announcements. To see why, let us first consider how many announcements would be sent if the protocol were efficient. Since, optimally, each node would receive each announcement exactly once, *the number of times each announcement is sent should be equal to the number of nodes.*

Next, let us consider how many times an announcement is sent with BTCFlood. By definition, each node relays an announcement on each of the links except the one where that announcement originally arrived. In other words, each link sees each announcement once, if no two nodes ever send the same announcement to each other simultaneously, and more than once if they do. Therefore, *in BTCFlood each announcement is sent at least as many times as the number of links.*

If N is the number of nodes in the Bitcoin network, the number of links is $8N$, because each node must make eight outbound connections. Therefore, the number of *redundant* announcements is at least $8N - N = 7N$. Each announcement takes 32 bytes out of 300 total bytes needed to relay a single transaction to one node. (These 300 bytes include the announcement, the response and the full transaction body). Therefore, if at least seven out of eight announcements are redundant (corresponding to 224 bytes), at least 43% of all announcement traffic is wasteful.

We validated this analysis experimentally. We configured a public Bitcoin node with eight outbound connections and ran it for one week. During this time, our node also received four inbound connections. We measured the bandwidth dedicated to transaction announcements and other transaction dissemination traffic. A received announcement was considered redundant if it corresponded to an already known transaction. A sent announcement was considered redundant if it was not followed by a transaction request. According to our measurements (taken at multiple nodes at different locations) 10% of the traffic corresponding to received announcements and 95% of the traffic corresponding to the sent announcements was redundant. Overall, 55% of all traffic used by our node was redundant.

Higher connectivity requires more bandwidth. Given that the amount of redundant traffic is proportional to the number of links, increasing the connectivity of the network (the number of outbound links per node) linearly increases bandwidth consumption in BTCFlood.

We modeled how the bandwidth consumption of disseminating one transaction across the network of 60K nodes increases with connectivity. Fig. 4 (whose results we confirmed via simulation) shows that announcement traffic turns dominant as the network becomes more connected. With eight connections per node, a private node may consume 9GB of bandwidth per month just for

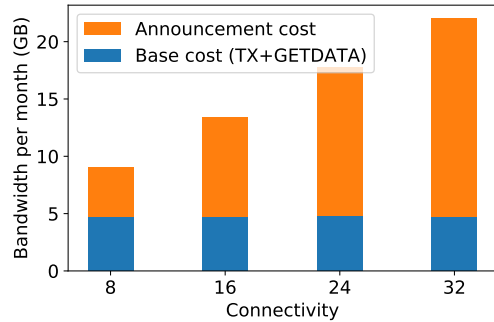


Figure 4: Analytical cost of relaying transactions via flooding for one Bitcoin node during one month.

announcing transactions. Setting connectivity to 24 in Bitcoin today would cause transaction relay to consume over 15GB/month.

Higher connectivity offers more security. In P2P networks, higher connectivity improves network security. This was demonstrated by both traditional P2P research [4, 5] and Bitcoin-specific prior work [7, 15, 29, 36, 47].

Certain attacks become less successful if the network is highly connected [28, 36, 46]. The eclipse attack paper [29] has shown that fewer than 13 connections would be detrimental to the security of the network. A recently discovered vulnerability [17] relies on *InvBlock* [41]. *InvBlock* is a technique that prevents a transaction from being propagated by first announcing it to a node, but then withholding the transaction contents for two minutes. With higher connectivity, this attack is easier to mitigate.

4 PROTOCOL REQUIREMENTS

R1: Scale with the number of connections. Our main goal is to design a transaction dissemination protocol that has good scalability as a function of the number of connections. This way, we can make the network more secure without sacrificing performance.

R2: Maintain a network topology suited for a decentralized environment. Bitcoin’s premise of a decentralized environment puts constraints on the design of its network. Although imposing a structure onto a network, e.g., by organizing it into a *tree* or *star* topology, or by using DHT-style routing, enables bandwidth-efficient implementation of flooding, this also introduces the risks of censorship or partitioning [36]. The topology of the network must, therefore, remain unstructured, and routing decisions must be made independently by every node based on their local state.

R3: Maintain a reasonable latency. Transaction propagation delays should remain in the ballpark of those experienced with the existing protocol. Low latency is essential to user experience and enables better efficiency in block relay [12].

R4: Be robust to attacks under the existing threat model. Our protocol must remain robust under the same threat model as that assumed by the existing protocol. Similarly to Bitcoin, we assume that an attacker has control over a limited, non-majority, number of nodes in the network, has a limited ability to make other nodes connect to it, and is otherwise unrestricted in intercepting and generating traffic for peers that it is connected to.

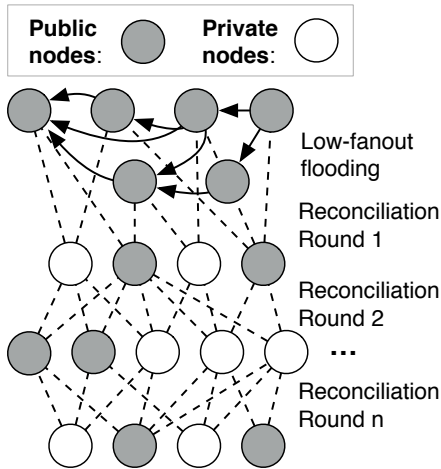


Figure 5: Erelay disseminates transactions using low-fanout flooding as the first step, and then several rounds of reconciliation to reach all nodes in the network.

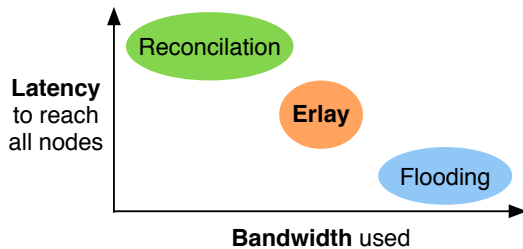


Figure 6: Comparison of reconciliation, flooding, and Erelay in their bandwidth usage and latency to reach all nodes.

The transaction relay protocol must not be any more susceptible to DoS attacks and client deanonymization, and must not leak any more information about the network topology [46] than the existing protocol.

5 ERLAY DESIGN

Traditionally, P2P networks addressed inefficiency of flooding by imposing a structured overlay onto an ad-hoc topology. We refrained from structured network organizations for security reasons discussed in Section 4. Instead, our design relies on two common system-building techniques: delay and batching.

Instead of announcing every transaction on each link, a node using our protocol advertises it to a subset of peers—this is called *low-fanout flooding*. To make sure that all transactions reach the entire network, nodes periodically engage in an interactive protocol to discover announcements that were missed, and request missing transactions. This is called *set reconciliation*. Our protocol, Erelay, is comprised of low-fanout flooding and set reconciliation (Fig. 5).

Low-fanout flooding. The rationale behind low-fanout flooding is to expediently relay a transaction to be within a small number of hops from every node in the network. If each transaction ends

up close to every node, then reconciliation can finish dissemination using a small number of rounds. Therefore, a key decision in low-fanout flooding is to which peers to relay.

Set reconciliation. *Set reconciliation* was proposed as an alternative to synchronization in distributed systems [42]. Using set reconciliation a node in a P2P network periodically compares its local state to the state of its peers, and sends/requests only the necessary information (the state difference). Set reconciliation may be viewed as an efficient version of *batching* (accumulating multiple state updates and sending them as a single message). The key challenge in practical reconciliation is for the peers to efficiently compute their missing transaction state, and to limit the exchanged transactions to just those that the other peer is missing.

Fig. 6 shows how Erelay attempts to find a sweet spot in terms of bandwidth and latency by combining flooding, which wastes bandwidth but disseminates transactions quickly, and reconciliation, which takes longer, but does not waste bandwidth.

5.1 Low-fanout flooding

Flooding is expensive, so we want to use it sparingly and in *strategic* locations. For that reason, only well-connected public nodes flood transactions to other public nodes via outbound connections. Since every private node is directly connected to several public nodes, this policy ensures that a transaction is quickly propagated to be within one hop from the majority of the nodes in the network. As a result, only one or two reconciliation rounds are needed for full reachability (R3). According to this, the protocol we propose may be viewed as two-tier optimistic replication [51].

To meet our scalability goal (R1), we limit the flooding done by public nodes to eight outbound connections even if the total number of these connections is higher. This way, increasing connectivity does not increase transaction dissemination cost proportionally.

The decision to relay through outbound connections, but not the inbound ones, was made to defend against timing attacks [17, 46]. In a timing attack, an attacker connects to a victim and listens to all transactions that a victim might send on that link (the inbound connection for the victim). If an attacker learns about a transaction from multiple nodes (including the victim), the timing of transaction arrival can be used to guess whether a transaction originated at the victim: if it did then it will most likely arrive from the victim earlier than from other nodes. BTCFlood introduces a diffusion delay to prevent timing attacks. In Erelay, since we do not forward individual transactions to inbound links, this delay is not necessary. So this decision favors both R3 and R4.

Transactions in the Bitcoin network may originate at both public and private nodes. In the protocol we propose, nodes do not relay their transactions via flooding, so the network learns about the transactions they have originated via reconciliation: private nodes add their own transactions to the batch of other transactions that they forward to their peers during reconciliation. This is used to hide when transactions are originated at private nodes. If transactions were instead flooded from private nodes, it would be obvious to public nodes that those transactions must have been created at those nodes, because according to the chosen flooding policy, this is the only case where a private node floods a transaction, as they

have no inbound links. Since a private node forwards its own transactions as part of a batch, as opposed to individually, a malicious public node is unlikely to discover the origin of a transaction (**R4**).

5.2 Set reconciliation

In Erelay peers perform set reconciliation by computing a local *set sketch*, as defined by the PinSketch algorithm [18]. A set sketch is a type of set checksum with two important properties:

- Sketches have a predetermined capacity, and when the number of elements in the set does not exceed the capacity, it is always possible to recover the entire set from the sketch by *decoding* the sketch. A sketch of b -bit elements with capacity c can be stored in bc bits.
- A sketch of the symmetric difference between the two sets (i.e., all elements that occur in one but not both input sets), can be obtained by XORing the bit representation of sketches of those sets.

These properties make sketches appropriate for a bandwidth-efficient set reconciliation protocol. More specifically, if two parties, Alice and Bob, each have a set of elements, and they suspect that these sets largely but not entirely overlap, they can use the following protocol to have both parties learn all the elements of the two sets:

- Alice and Bob both locally compute sketches of their sets.
- Alice sends her sketch to Bob.
- Bob combines the two sketches, and obtains a sketch of the symmetric difference.
- Bob tries to recover the elements from the symmetric difference sketch.
- Bob sends to Alice the elements that she is missing.

This procedure will always succeed when the size of the difference (elements that Alice has but Bob does not have plus elements that Bob has but Alice does not have) does not exceed the capacity of the sketch that Alice sent. Otherwise, the procedure is very likely to fail.

A key property of this process is that it works regardless of the actual set sizes: only the size of the set differences matters.

Decoding the sketch is computationally expensive and is quadratic in the size of the difference. Because of this, accurately estimating the size of the difference (Section 5.2.1) and reconciling before the set difference becomes too large (Section 5.2.2) are important goals for the protocol.

5.2.1 Reconciliation round. Fig. 7 summarizes the reconciliation protocol. To execute a round of reconciliation, every node maintains a *reconciliation set* for each one of its peers. A reconciliation set consists of short IDs of transactions that a node would have sent to a corresponding peer in regular BTCFlood, but has not because Erelay limits flooding. We will refer to Alice’s reconciliation set for Bob as A and Bob’s set for Alice as B . Alice and Bob will compute the sketches for these reconciliation sets as described in the previous section.

Important parameters of the protocol are: D – the true size of the set difference, d – an estimate of D , and q – a parameter used to compute d . We provide the derivation of these values below. First, we describe a reconciliation round:

- (1) According to a chosen reconciliation schedule (Section 5.2.2), Alice sends to Bob the size of A and q .
- (2) Bob computes d , an estimate of D , between his B and Alice’s A (see below).
- (3) Bob computes a sketch of B with capacity for D transactions and sends it to Alice, along with the size of B .
- (4) Alice receives Bob’s sketch of B , computes a sketch of A , and XORs the two sketches. Now Alice has a sketch of the difference between A and B .
- (5) If the difference size was estimated correctly, Alice is able to decode the sketch computed in the previous step, request the transactions that she is missing from Bob, and then advertise to Bob the transactions that he is missing. If the estimation was incorrect (sketch decoding failed), Alice will resort to bisection (Section 5.2.3).
- (6) After this process, Alice updates q (see below) and clears A . Bob clears B .

Accurate estimation of D is crucial for success of reconciliation. Prior work estimated D using techniques like min-wise hashing [10] or random projections [24]. These techniques are complex, and we were concerned that they could end up using more bandwidth than they save. Therefore, we resorted to a minimalistic approach, where we estimate the size of the set difference based on just the current sizes of sets and the difference observed in the previous reconciliation round:

$$d = \text{abs}(|A| - |B|) + q \cdot \min(|A|, |B|) + c,$$

where q is a floating point coefficient (derived below) that characterizes previous reconciliation, and c is a parameter for handling special cases.

Indeed, the difference between two sets cannot be smaller than the difference in their sizes. To avoid costly underestimations, we add the size of the smaller set normalized by q , and a constant $c = 1$, which prevents estimating $d = 0$ when $|A| = |B|$ and $q \cdot \min(|A|, |B|) = 0$.

The coefficient q characterizes earlier reconciliation, so before the very first reconciliation round it is set to zero. At the end of a reconciliation round, we simply update q based on the true D that we discovered during the round, by substituting D for d in the above equation, dropping c , and then solving for q :

$$q = \frac{D - \text{abs}(|A| - |B|)}{\min(|A|, |B|)}$$

This updated q will be used in the next reconciliation round. We compute q in this way because we assume that every node in the network will have a consistent optimal q .

Reconciliation is a fertile ground for DoS attacks, because decoding a sketch is computationally expensive. To prevent these attacks, in our protocol the node that is interested in reconciliation (and the one that has to decode the sketch) initiates reconciliation (Alice, in our example). Bob cannot coerce Alice to perform excessive sketch decoding.

5.2.2 Reconciliation schedule. Every node initiates reconciliation with one outbound peer every T seconds. Choosing the right value for T is important for performance and bandwidth consumption. If T is too low, reconciliation will run too often and will use

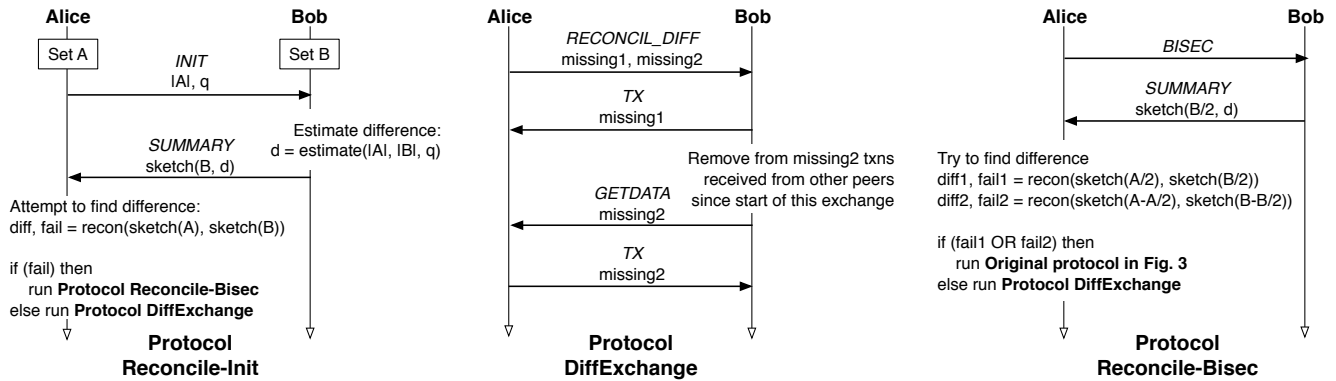


Figure 7: Reconciliation protocol with correct difference estimation (Reconcile-Init, followed by DiffExchange), and reconciliation protocol with incorrect difference estimation (Reconcile-Init, followed by Reconcile-Bisec). In case reconciliation fails during Reconcile-Bisec, reconciliation falls back to Bitcoin’s current exchange method (see Fig. 3).

more bandwidth than it saves. If T is too high, reconciliation sets will be large and decoding set differences will be expensive (the computation is quadratic in the number of differences). A large T also increases the latency of transaction propagation.

A node reconciles with one peer every T seconds. Since every node has c outbound connections, every link in the network would, on average, run reconciliation every $T \cdot c$ seconds. This means that the average reconciliation set prior to reconciliation would contain $T \cdot c \cdot TX_{rate}$ transactions, where TX_{rate} is the global transaction rate. This also means that during the interval between reconciliations every node would receive $T \cdot TX_{rate}$ transactions.

We use a value of 1 second for T in Erlay. With this setting, and the current ratio of private to public nodes, every public node will perform about eight reconciliations per second. Given the current maximum Bitcoin network transaction rate TX_{rate} of 7 transactions/s, the average difference set size for this protocol is 7 elements. We evaluate our choice of parameters in Section 8.

5.2.3 Bisection for set difference estimation failure. Our set reconciliation approach relies on the assumption that an upper bound for the set difference between two peers is predictable. That is, if the actual difference is higher than estimated, then reconciliation will fail. This failure is detectable by a client computing the difference. An obvious solution to this failure is to recompute and retransmit the sketch assuming a larger difference in the sets. However, this would make prior reconciliation transmissions useless, which is inefficient.

Instead, Erlay uses reconciliation *bisection*, which reuses previously transmitted information. Bisection is based on the assumption that elements are uniformly distributed in reconciliation sets (this may be achieved by hashing). If a node is unable to reconstruct the set difference from a product of two sketches, the node then makes an additional reconciliation request, similar to the initial one, but this request is applied to only a fraction of possible messages (e.g., to transactions in the range $0x0-0x8$). Because of the linearity of sketches, a sketch of a subset of transactions would allow the node to compute a sketch for the remainder, which saves bandwidth.

However, this approach would allow recovery of at most $2d$ differences, where d is the estimated set difference in the initial step.

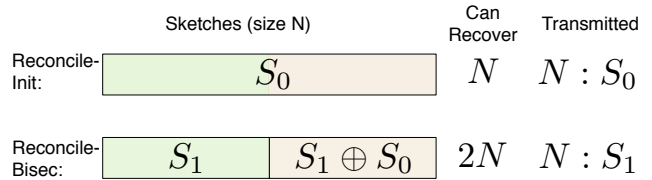


Figure 8: Bisection is enabled by the linearity of sketches

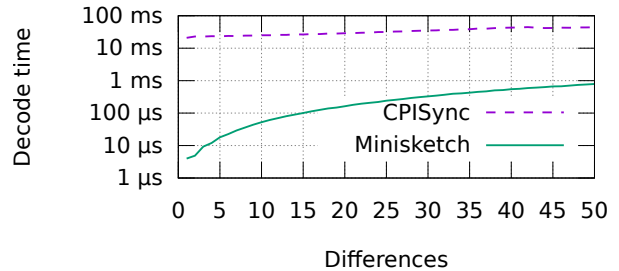


Figure 9: The decode time of our library (Minisketch) as compared to CPISync for varying set difference sizes.

Even though bisections are not limited to one and may be applied consequentially without losing efficiency, in our implementation after a reconciliation step failure we allow only one bisection with a new overall estimate $2d$ (see Fig. 8). The bisection process is illustrated in protocol Reconcile-Bisec in Figure 7.

If bisection fails, then Erlay falls back to the original INV-GETDATA protocol (Fig. 3) and applies it to all of the transactions in two sets being reconciled.

6 IMPLEMENTATION DETAILS

In this section we describe low-level design decisions required to implement Erlay and increase its bandwidth efficiency (**R2**) and make it robust to *collision-based* DoS attacks (**R4**).

Library implementation. We created Minisketch², a C++ library with 3305 LOC, which is an optimized implementation of the PinSketch [18] algorithm. We benchmarked the library to verify that set reconciliation would not create high computational workload on Bitcoin nodes. Fig. 9 shows the decoding performance on an Intel Core i7-7820HQ CPU of our library (Minisketch) as compared to CPISync [54]³ for varying difference sizes. Our library has sub-millisecond performance for difference sizes of 100 elements or fewer. As we will show later (Fig. 13) this performance is sufficiently fast for the differences we observe in practice (in simulation and in deployment).

We used this library to build a reference implementation of Erelay as a part of the Bitcoin Core software, which we evaluate in Section 9.

Short identifiers and salting. The size of a transaction ID in the Bitcoin protocol is 32 bytes. To use PinSketch [18], we have to use shorter, 64 bit, identifiers. Using fewer bits reduces the bandwidth usage by 75% (R2), but it also creates a probability of collisions. Collisions in transaction relay are an attack surface, because a malicious actor may flood a network with colluding transactions and fill *memory pools* of the nodes with transactions, which would then be propagated and confirmed in a very slow manner. Thus we want to secure the protocol against such attacks (R4).

While collisions on one side of a communication are easy to detect and handle, collisions involving transactions on both sides may cause a significant slowdown. To mitigate this, we use different salt (random data added to an input of a hash-function) while hashing transaction IDs into short identifiers.

The salt value is enforced by the peer that initiates the connection, and per Erelay’s design, requests reconciliation. Since the peer requesting reconciliation also computes the reconciliation difference, the requestor peer would have to deal with short IDs of unknown transactions. Since salt is chosen by the requestor, re-using the same salt for different reconciliations would allow him to compare salted short IDs of unknown transactions to the IDs received during flooding from other peers at the same time.

Low-fanout diffusion delay. Bitcoin flooding mitigates timing attacks [46] and in-flight collisions by introducing a random delay into transaction announcements. For timing attacks Bitcoin assumes that an attacker connects (possibly, multiple times) to the node (or takes over a fraction of outbound connections of the node). In a low-fanout model, this attack is not feasible, because transactions are flooded through outbound connections only.

In-flight collisions are also not possible in the case of low-fanout relay through only outbound links, because transactions are always announced in the same direction of a link.

In consideration of these arguments as well as to reduce latency, Erelay has a lower random diffusion interval. Instead of using $T_{oi} = 2$ seconds for outbound connections and $T_{ii} = 5$ seconds for inbound, Erelay uses $T_{oi} = 1$ seconds for outbound.

Reconciliation diffusion delay. Even though in Erelay timing attacks by observing low-fanout flooding are not feasible, an attacker would be able to perform them through reconciliations. To make timing attacks through reconciliations more expensive to perform,

we enforce every peer to respond to reconciliation requests after a small random delay (in our implementation, a Poisson-distributed random variable which is on average $T_{ri} = 1$ seconds), which is shared across reconciliation requests from all peers, and we rate-limit reconciliations per peer. This measure would make Erelay better than BTCFlood at withstanding timing attacks.

Our measure in Erelay has the same idea as in flooding/low-fanout diffusion; however, having the ratio T_{ii}/T_{oi} higher makes timing attacks less accurate, because during T_{ii} (the average time before an attacker receives a transaction) a transaction would be propagated to more nodes in the network.

We chose the interval of 1 seconds because a lower interval would make Erelay more susceptible to timing attacks than Bitcoin, and a higher interval results in a high latency.

7 EVALUATION METHODOLOGY

In evaluating Erelay we focus on answering the following three questions:

- (1) How does Erelay compare to BTCFlood in latency (the time that it takes for the transaction to reach all of the nodes) and bandwidth (the number of bits used to disseminate a transaction)?
- (2) How do the two parts of Erelay (low-fanout flooding and reconciliation) perform at scale and with varying connectivity, varying number of nodes, and varying transaction rates?
- (3) How do malicious nodes impact Erelay’s performance?

We use measurement results from two sources to answer the questions above. First, we used a simulator to simulate Erelay on a single machine (Section 8). Second, we implemented Erelay in the mainline Bitcoin client and deployed a network of Erelay clients on the Azure cloud across several data centers (Section 9).

Simulator design. Our simulation was done with ns3. We modified an open-source Bitcoin Simulator [26] to support transaction relay. The original simulator had 9663 LOC; the version we modified has 9948 LOC.

Our simulator is based on the INV-GETDATA transaction relay protocol (see Section 2). It is parameterized by the current ratio of public nodes to private nodes in the Bitcoin network and the transaction rate based on the historical data from the Bitcoin network (7 transactions per second on average). We simulate the different ratios of faults in the network by introducing Black Hole nodes, which receive transactions but do not relay them.

Our simulator does not account for heterogeneous node resources, the block relay phase, the joining and leaving of nodes during the transaction relay phase (churn), and does not consider sophisticated malicious nodes.

The propagation latency measured for BTCFlood by our simulator matches the value suggested for the validation of Bitcoin simulators [22], and our measured bandwidth matches our analytical estimates.

Topology of the simulated network. We emulated a network similar to the current Bitcoin network, since inferring the Bitcoin network topology is non-trivial [46]. In our simulation we bootstrapped the network in two phases: (1) public nodes connected to each other using a limit of eight outbound connections, then (2)

²<https://github.com/sipa/minisketch>

³<https://github.com/trachten/cpisynt>

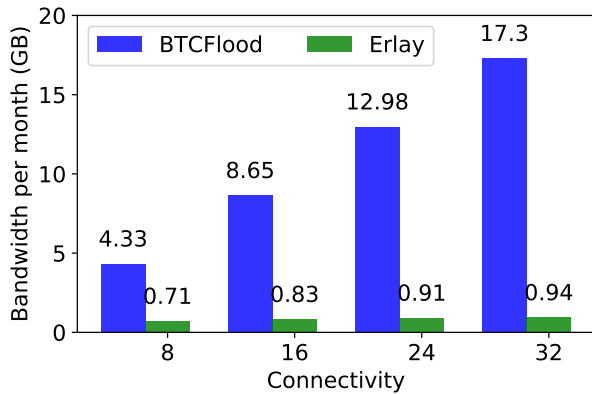


Figure 10: Average bandwidth one Bitcoin node spends per month to announce transactions.

private nodes connected to eight random public nodes. In some experiments we increased connectivity, as indicated in the experiment’s description.

Unless stated otherwise, our simulation results are for a network of 6,000 public nodes and 54,000 private nodes (this is the scale of today’s network⁴). In each experiment we first used the above two steps to create the topology, then we relayed transactions for 600 seconds (on average, we generated 4,200 transactions from random private nodes).

8 SIMULATION RESULTS

In this section we use simulation to demonstrate latency, bandwidth consumption, and security of Erelay and compare them to BTCFlood.

8.1 Relay bandwidth usage

To verify that Erelay scales better than BTCFlood as the connectivity increases, we varied the number of outbound connections per node and measured the bandwidth used for announcing transactions. Figure 10 shows the results.

With BTCFlood, relay bandwidth increases linearly with the connectivity because BTCFlood announces transactions on *every* link in the network. With Erelay, however, bandwidth consumption grows significantly slower. Erelay seamlessly embraces higher connectivity, which allows for better security.

Transaction announcements in overall bandwidth. To demonstrate that Erelay’s announcement optimization impacts overall bandwidth, we measure the bandwidth consumed by a simulated network to relay transactions with BTCFlood and with Erelay. Fig. 11 plots the results for simulations in which every node establishes 8 connections. Erelay’s announcement bandwidth is just 12.8% of the relay bandwidth, while for BTCFlood the announcement bandwidth is 47.6%.

Breaking down Erelay’s bandwidth usage. To further understand Erelay’s bandwidth usage, we broke it down by the different parts of the protocol: low-fanout flooding, reconciliation, and post-reconciliation announcements.

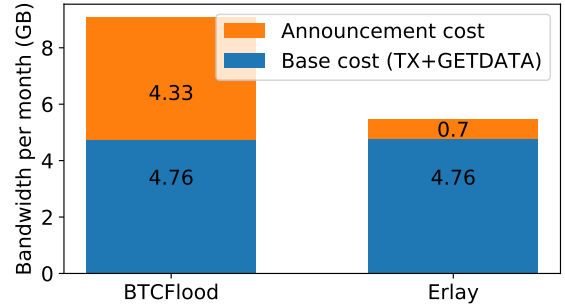


Figure 11: Average bandwidth cost of fully relaying transactions during 1 month for a Bitcoin node with outbound connectivity of 8.

Table 1: Breakdown of bandwidth usage in Erelay.

Erelay component	Bandwidth %
Low-fanout flooding	54%
Reconciliation	32%
Bisection	0.7%
Fallback	4.3%
Post-reconcile. INVs	9%
Total	100%

Table 1 lists the results. The table shows that about a third of the bandwidth is used by reconciliation, while low-fanout flooding accounts for a majority of the bandwidth. The post-reconciliation INVs account for a small fraction of Erelay’s bandwidth.

Set reconciliation effectiveness. To understand the effectiveness of Erelay’s set reconciliation, we measured how often reconciliation or the following bisection protocol fail. Fig. 12 reports the results aggregated from one of our simulation runs with 60,000 nodes. The end-to-end probability of reaching fallback is below 1%. Since bisection does not introduce additional bandwidth overhead (while fallback does), the overall reconciliation overhead is low.

Since every reconciliation round requires a set difference estimation, we measured the distribution of the estimated difference sizes. Fig. 13 demonstrates that set difference depends on transaction rate. This is expected: for the same reconciliation intervals, a higher transaction rate would result in both reconciling parties receiving more transactions and would lead to a larger set difference. This dependency between set difference and transaction rate allows accurate set difference estimation. Fig. 12 illustrates that Erelay’s estimate is correct 96% of the time. For the cases where Erelay over-estimates and the initial reconciliation fails, the resulting bandwidth overhead constitutes 9% of the overall bandwidth.

In our library benchmarks the decode time for a sketch containing 100 differences is under 1 millisecond (Fig. 9). Thus, the computational cost of operating over sketches with the distribution in Fig. 13 is negligible.

⁴<https://bitnodes.earn.com/>
<https://luke.dashjr.org/programs/bitcoin/files/charts/software.html>

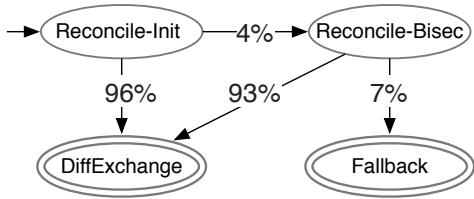


Figure 12: Finite state machine of the protocol in Fig. 3 annotated with transition percentages observed in our experiments.

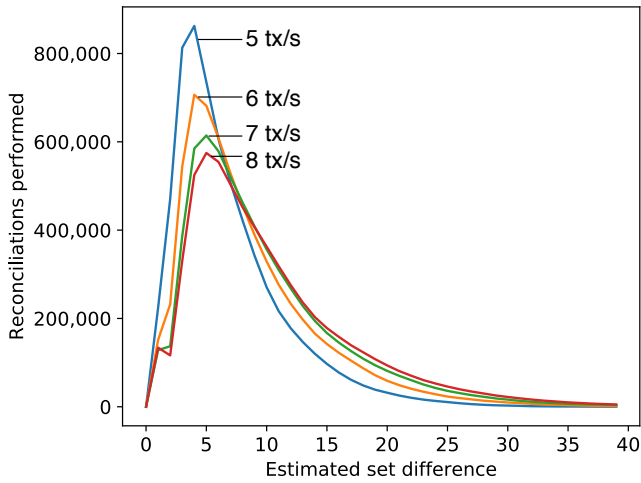


Figure 13: Distribution of the set difference estimates during reconciliation for different transaction rates.

8.2 Relay latency

Fig. 14 plots the average latency for a single transaction to reach all nodes for Erelay and BTCFlood as we vary the total number of nodes. In this set of experiments we kept constant the ratio between private and public types of nodes at 9 : 1 (this is the ratio in today’s Bitcoin network). Erelay has a constant latency overhead on top of BTCFlood that is due to its use of batching. However, this overhead is just 2.6 seconds and changes at approximately the same rate with the number of nodes as BTCFlood’s latency. Erelay’s per-transaction latency can be reduced at the cost of higher bandwidth usage. This is a tunable parameter, subject to design constraints.

We chose to pay this latency overhead, because this is acceptable cost to maximize bandwidth efficiency, as we demonstrate in Section 10.

One of Erelay’s goals is to enable higher connectivity. We therefore analyzed the latency of Erelay and BTCFlood for different connectivities of the network. Figure 15 demonstrates that, as the connectivity increases, latency significantly decreases for BTCFlood (at high bandwidth cost), and only slightly decreases for Erelay without significant effect on bandwidth.

To understand how transactions propagate across the network, we measured the latency to reach a certain fraction of nodes in the network. Figure 16 demonstrates that Erelay follows the same

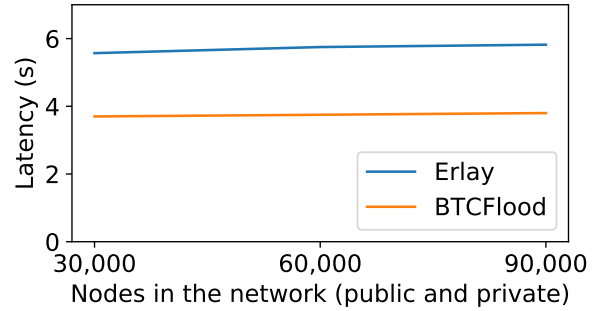


Figure 14: Average latency for a single transaction to reach 100% nodes in networks with different sizes.

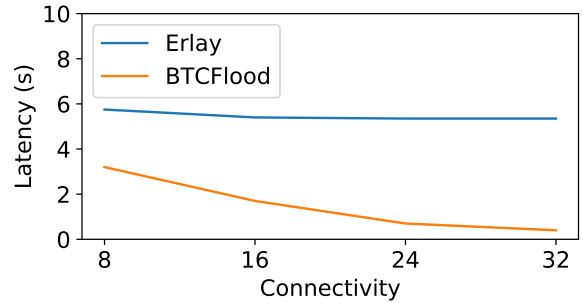


Figure 15: Average latency for a single transaction to reach 100% nodes in the network with variable connectivity.

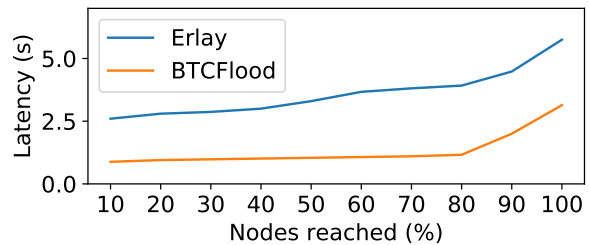


Figure 16: Average latency for a single transaction to reach a certain fraction of nodes in the network

propagation pattern as BTCFlood with a fairly constant overhead of 2.6 seconds.

Latency under faulty condition We also evaluated Erelay’s latency in a simple adversarial setting. For this we simulated a network in which 10% of the public nodes are *black holes* and measured the time for a transaction to reach all nodes. While it is

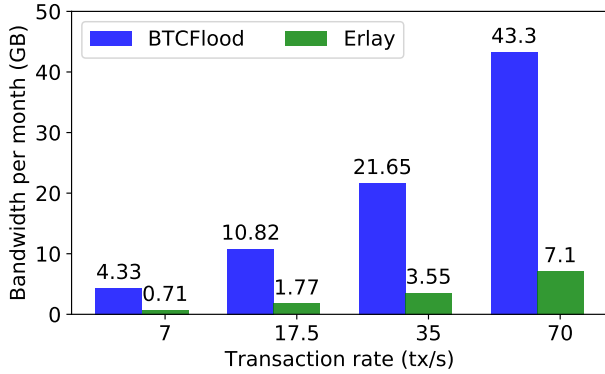


Figure 17: Average bandwidth one node spends per month to announce transactions in a system with variable transaction rate




Figure 18: Average latency for a single transaction to reach 100% nodes in the network in a system with variable transaction rate

difficult to outperform the robustness of BTCFlood, an alternative protocol should not be dramatically impacted by this attack.

According to our measurements, while the slowdown with BTCFlood in this setting is 2%, the slowdown with Erelay is 20%. We believe that this latency increase is acceptable for a batching-based protocol. We have ideas for heuristics that might be applied to mitigate black-hole attacks and make Erelay less susceptible. For example, a node might avoid reconciling with those outbound connections that regularly provide the fewest new transactions.

8.3 Scalability with transaction rate

To demonstrate that bandwidth savings and latency are not impacted by higher transaction rates, we simulated a network of 54,000 private and 6,000 public nodes with connectivity of 8, generated transactions at different rates (from 7 tx/s to 70 tx/s), and measured the impact of higher transaction rates on latency and bandwidth.

Figure 17 shows that the relative bandwidth savings of Erelay is not impacted by transaction rate. Figure 18 shows that Erelay’s latency remains constant for different transaction rates. We also

Private node spies	BTCFlood	Erelay
5%	18%	16%
10%	20%	20%
30%	20%	27%
60%	21%	31%

Table 2: Success rate of first-spy estimator with variable number of private spying nodes in BTCFlood and Erelay.

Public node spies	BTCFlood	Erelay
5%	11%	11%
10%	19%	15%
30%	52%	32%
60%	82%	67%

Table 3: Success rate of first-spy estimator with variable number of public spying nodes in BTCFlood and Erelay.

confirmed these results in a network of 100 nodes running our prototype implementation.

8.4 Withstanding timing attacks

One of Erelay’s design goals is to be more robust to timing attacks from sybils [17, 28].

To evaluate Erelay’s robustness against timing attacks, we simulated a network of 60,000 nodes and used *first-spy estimator* approach to link transactions to nodes of their origin.

With the first-spy estimator an attacker deploys some number of *spy* nodes. Each node keeps a local log of timestamped records, each of which records (1) when the spy first learned about a transaction, and (2) from which node the spy learned it. In our setup, at the end of the experiment the spy nodes aggregate their logs and estimate that the source node of a transaction is the node which was the very first one to announce the transaction (to any of the spies).

Tables 2 and 3 list the success rates of the first-spy estimator for different number of spies, which were either private or public nodes.

While Erelay is more susceptible to spying by private nodes (Tables 2), we believe that this is acceptable for three reasons. (1) The success rate is below 50% for both protocols, which means that this deanonymization attack is unreliable, (2) the difference between the two protocols is at most 10%, and (3), Erelay is materially more susceptible to spying when there are higher levels of private spying nodes (30%). At this level, an attack with public spies is a more reasonable alternative since the attacker must control fewer nodes to achieve a higher attack success rate.

By contrast, Erelay increases the cost of the deanonymization attack by public nodes (Table 3): an attacker must control more long-running public nodes in the network with Erelay than with BTCFlood to achieve the same attack rate.

We also measured that increasing the connectivity with Erelay does not change success rate of first-spy estimation.

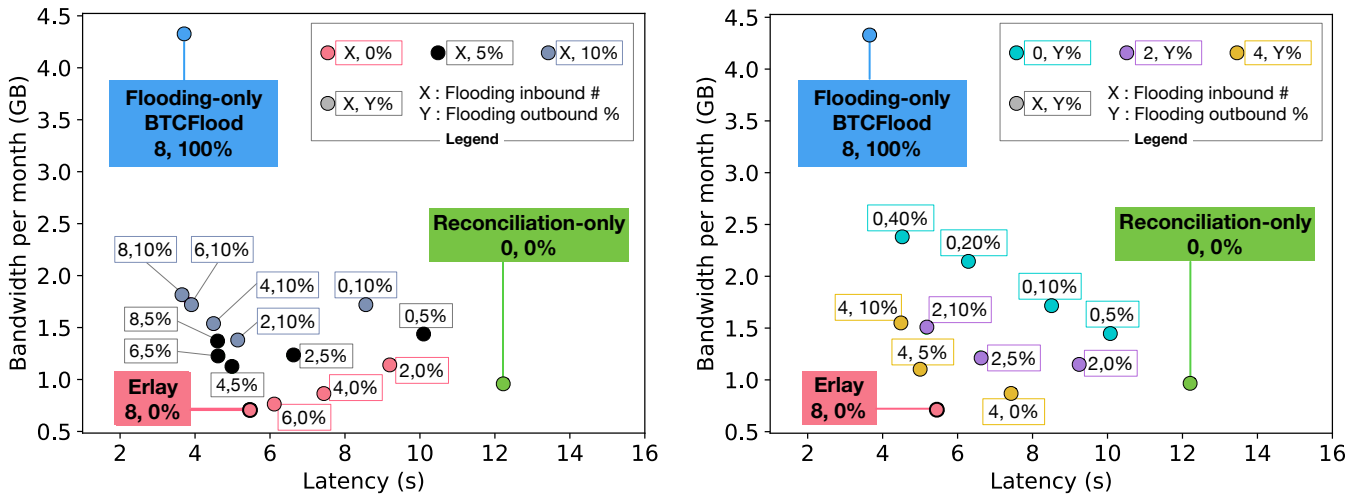


Figure 19: Comparison of configurations of the Erelay-style protocol along the latency-bandwidth trade-off, as compared to BTCFlood (which does flooding only and no reconciliation). All points except for BTCFlood perform reconciliation on *all* links. Each point varies the choice of the number of peers to *flood* to that are inbound (out of 8 total), and outbound (out of 100% total). Points with the same inbound/outbound configurations have the same color. We split the points across two plots for readability.

8.5 Reconciliation and flooding trade-off

Erelay’s design combines flooding with reconciliation to achieve a balance between two extremes: the current flooding-only protocol in Bitcoin (BTCFlood), and a reconciliation-only protocol. This intuition is captured in the latency-bandwidth trade-off diagram in Figure 6. However, does Erelay actually strike a balance? And, what other intermediate protocol alternatives lie between flooding-only and reconciliation-only designs?

A key design choice in Erelay is to flood transactions to 8 outbound peers and none to the inbound peers. We have also considered other alternatives while designing Erelay. Although a full exposition of the design space is beyond the scope of this paper, we present a limited comparison of the latency-bandwidth trade-off for several other protocol variants that use a different choice of flooding inbound/outbound peers. Specifically, we used our simulator to collect data about versions of the Erelay protocol that use X inbound peers and Y outbound peers for flooding (while using reconciliation on all links including X and Y), for different values of X and Y .

We ran several experiments, with each experiment being a protocol configuration that select a specific X inbound and Y outbound values. In these experiments we simulated a network of 24,000 private and 6,000 public nodes and relayed a total of 1,000 transactions⁵. We collected transaction latency and bandwidth usage for each experiment and Figure 19 plots the results.

Figure 19 shows that BTCFlood and Reconciliation-only indeed lie at opposite ends of the trade-off spectrum (top left for BTCFlood and bottom right for Reconciliation-only). And, most key, Erelay lies closer to the bottom left corner than either configuration. This figure also shows that configurations with other choices of values

	BTCFlood	Erelay
Base cost (MB) (TX+GETDATA)	27	27
Other messages (MB)	1.06	1.1
Announcement cost (MB)	42	15
Latency (s)	1.85	2.05

Table 4: Prototype measurements collected from a 100-node deployment comparing the latency and bandwidth of the BTCFlood in the reference implementation against our Erelay implementation.

for X and Y get close to the left corner. But they do not strike as good a balance between latency and bandwidth as Erelay does.

9 REFERENCE IMPLEMENTATION RESULTS

We implemented Erelay as part of Bitcoin Core. For this we added 584 LOC, not including Minisketch. We used a network of 100 Azure nodes located in 6 data centers, running a reference implementation of our protocol integrated in Bitcoin Core node software, to evaluate Erelay in deployment. We generated and relayed 1000 transactions, all originating from one node with a rate of 7 transactions per second. We compared the average latency and bandwidth of Erelay versus Bitcoin’s current implementation. Table 4 summarizes our results. According to our measurements, Erelay introduced a latency increase of 0.2 seconds, while saving 40% of the overall node bandwidth.

As in our simulations, Erelay has a higher latency but lower bandwidth cost, confirming our original design intent (Fig. 6).

⁵We restricted the network size to constraint the experiment running time

10 DISCUSSION

Reconciliation-only relay. We believe that a reconciliation-only transaction relay protocol would be inherently susceptible to timing attacks that could reveal the source of the transaction. Unlike flooding, reconciliation is inherently bi-directional: an inbound connection for one peer is an outbound connection for another peer. Delays cannot be applied per-direction but rather per-link. Therefore, BTCFlood’s diffusion delay cannot be used in reconciliation.

Erlay increases latency from 3.15s to 5.75s Erlay increases the *time to relay an unconfirmed transaction across all nodes*, which is a small fraction of the end-to-end transaction processing (10 minutes).

We tuned Erlay to maximize bandwidth savings assuming that an increase in latency from 3.15s to 5.75s is acceptable. It is possible to tune Erlay to provide the same latency as BTCFlood by reconciling more often, but this would save 70% of transaction relay bandwidth instead of 84%. If we tuned Erlay to provide the same latency as BTCFlood, we could increase network connectivity and improve the network security without additional bandwidth overhead.

In practice, there are 2 primary implications of *transaction relay latency* increase.

Block production rate is defined by block relay latency, which is only indirectly defined by transaction relay latency: if fewer transactions are relayed, it will take longer for blocks to propagate (since missing transactions have to be relayed and validated). Block production rate is defined in this way because to maximize the security of the network all miners have to work on the latest block and can avoid generating “orphan” blocks. Because Erlay’s latency among public nodes is better than BTCFlood (Erlay’s diffusion interval is lower), miners’ orphan rate will probably be lower with Erlay. And, because most miners today use an overlay network (e.g., FIBRE), transaction relay latency increase (3.15s to 5.75s with Erlay) will have even less impact.

User experience. If a transaction is accepted in an unconfirmed state, then the user perceives the 2.6s latency increase. However, unconfirmed transactions are rarely accepted by users. Instead, users wait for at least 10 minutes to confirm transactions. Therefore, we think that Erlay’s 2.6s latency increase insignificantly impacts the users’ experience.

Compatibility with Dandelion. Dandelion is an alternative transaction relay protocol introduced to improve the anonymity and robustness to adversarial observers in Bitcoin [23]. Dandelion has two phases: stem (propagation across a single link of ten nodes on average), and fluff (relay using flooding from the last node in the stem link). Erlay is complimentary with Dandelion: Erlay would replace the fluff phase in Dandelion, while the stem phase of Dandelion would flood through both inbound and outbound links to preserve the privacy of private nodes.

Backward compatibility. Only about 30% of Bitcoin nodes run the latest release of Bitcoin Core⁶. Therefore, Erlay must be backwards compatible. If not all nodes use Erlay, then Erlay may be activated per-link if both peers support it.

Sophisticated timing attacks. In Section 8.4 we demonstrated that Erlay is less susceptible to timing attacks based on the first-spy

estimator. Withstanding more sophisticated attacks (e.g., fingerprinting propagation traces) is an open question for future research.

Mining-related attacks. There is no direct relationship between Erlay and attacks like selfish mining [21]. By making timing attacks more expensive, Erlay makes it harder to infer the network topology. Inferring the topology would allow clustering the network by attacking bottlenecks. Clustering the network would then split mining efforts and introduce many orphan blocks until the network clusters recombine. Thus, Erlay indirectly makes the network stronger.

Relevance to other blockchains. Erlay is relevant to most other deployed blockchains (e.g., Ethereum, Zcash) because they use flooding for transaction relay. Even though there might be a difference in TXID size or number of connected peers, the difference that matters is transaction rate. As Figures 17 and 18 illustrate, Erlay is theoretically suitable for systems with higher transaction rate.

On the other hand, since PinSketch has quadratic complexity, using it without modifications would lead to the high computational cost of reconciliation, and higher hardware requirements. To reduce the computational cost of reconciliation, we suggest applying bisection from the first reconciliation step.

For example, consider a system with a network similar to Bitcoin, but with a throughput of 700 transactions/s. If Erlay is applied in the same way as we suggest for Bitcoin, an average reconciliation set difference would consist of 1,000 elements. According to the benchmarks, straightforward reconciliation through Minisketch would take 1,000 ms. At the same time, with bisection recursively applied 3 times, 8 chunks consisting of 125 elements would have to be reconciled, and this would take only 20 ms. This result makes Erlay usable for systems with much higher transaction rate.

We do not propose this measure for Bitcoin, because considering the transaction rate in Bitcoin, the computational cost of reconciliation is already low enough.

11 RELATED WORK

Prior studies of Bitcoin’s transaction relay focused on information leakage and other vulnerabilities [23, 46], and did not consider bandwidth optimization. We believe that our work is the first to introduce a bandwidth-efficient, low-latency, and robust transaction relay alternative for Bitcoin. Erlay is designed as a minimal change to Bitcoin (584 LOC), in contrast with other proposals that optimize Bitcoin more deeply [20].

Short transaction identifiers. One solution to BTCFlood’s inefficiency is to use *short transaction identifiers*. There are two issues with this solution. First, this *only reduces bandwidth cost by a constant factor*. In our simulation we found that short identifiers would reduce redundant traffic from 43% to 10%. But, with higher connectivity, redundancy climbs back up faster than it does with Erlay. The second issue with short IDs is that they would make the system vulnerable to collision-related attacks, requiring a new per-node or per-link secure salting strategy.

Blockonly setting. Bitcoin Core 0.12 introduced a *blockonly* setting in which a node does not send or receive individual transactions; instead, the node only handles complete blocks. As a result, blockonly has no INV message overhead. In the blockonly case, nodes will have to relay and receive many transactions at once.

⁶<https://luke.dashjr.org/programs/bitcoin/files/charts/security.html>

This will increase the maximum node bandwidth requirements and cause spikes in block content relay and transaction validation.

Reconciliation alternatives. Prior work has also devised multi-party set reconciliation [9, 43]. This approach, however, has additional complexity and additional trust requirements between peers. We believe that the benefits of such an approach are not substantial enough to justify these limitations.

In addition, reconciliation-based techniques usually provide bandwidth-efficiency under the assumptions where most of the state being reconciled is shared [12, 48].

Network attacks on Bitcoin and connectivity. The security of the Bitcoin network has been under substantial scrutiny with many published network-related attacks [6–8, 13, 16, 19, 27, 29, 32, 33, 36, 39, 40, 45]. These attacks attempt to make the network weaker (e.g., increase the probability of double-spending or denials of service) or violate user privacy. Many of these attacks rely on non-mining nodes and assume limited connectivity from victim nodes. Our work allows Bitcoin nodes to have higher connectivity, which we believe will make the network more secure.

Prior P2P research. Structured P2P networks are usually based on Distributed Hash Tables (DHTs), in which every peer is responsible for specific content [38]. In these networks research has explored the use of topology information to make efficient routing decisions [11, 50, 52, 55]. This design, however, makes these protocols leak information about the structure of the network and makes them less robust to Byzantine faults, though *limited* solutions to Byzantine faults in this setting have been explored [14, 25].

The trade-off between latency and bandwidth efficiency is well-known in P2P research. Kumar et. al. identified and formalized the trade-off between latency and bandwidth [34], and Jiang et. al. proposed a solution to achieve an optimal combination of these properties [30]. However, the solution was not designed for adversarial settings.

Prior work also proposed feedback-based approaches to flooding [3, 49]. However, we believe that to work efficiently (have a *horizon* larger than 1), this work would have unacceptable information leakage.

12 CONCLUSIONS

Bitcoin is one of the most widely used P2P applications. Today, Bitcoin relies on flooding to relay transactions in a network of about 60,000 nodes. Flooding provides low latency and is robust to adversarial behavior, but it is also bandwidth-inefficient and creates a significant amount of redundant traffic. We proposed Erlay, an alternative protocol that combines limited flooding with intermittent reconciliation. We evaluated Erlay in simulation and with a practical deployment. Compared to Bitcoin’s current protocols, Erlay reduces the bandwidth used to announce transactions by 84% while increasing the latency for transaction dissemination by 2.6s (from 3.15s to 5.75s). Erlay allows Bitcoin nodes to have higher connectivity, which will make the network more secure. We are actively working to introduce Erlay into Bitcoin Core’s node software.

ACKNOWLEDGMENTS

Gleb Naumenko was partially supported by Blockstream. This research was also funded by an NSERC discovery grant to Ivan Beschastnikh and was supported in part by a gift from Microsoft Azure.

REFERENCES

- [1] [n.d.]. Bitcoin core commit 5400ef. <https://bit.ly/2Q2Djux>.
- [2] [n.d.]. Falcon: A Fast New Bitcoin Backbone Relay Network. <https://www.falcon-net.org/>
- [3] W. Ai, L. Xinsong, and L. Kejian. 2006. Efficient flooding in peer-to-peer networks. In *International Conference on Computer-Aided Industrial Design and Conceptual Design*. 1–6. <https://doi.org/10.1109/CAIDCD.2006.329410>
- [4] Réka Albert and Albert-László Barabási. 2002. Statistical mechanics of complex networks. *Rev. Mod. Phys.* 74 (Jan 2002), 47–97. Issue 1. <https://doi.org/10.1103/RevModPhys.74.47>
- [5] Réka Albert, Hawoong Jeong, and Albert-László Barabási. 2000. Error and attack tolerance of complex networks. *Nature* 406 (27 07 2000), 378 EP –. <https://doi.org/10.1038/35019019>
- [6] Marcin Andrychowicz, Stefan Dziembowski, Daniel Malinowski, and Lukasz Mazurek. 2015. On the Malleability of Bitcoin Transactions. In *Financial Cryptography and Data Security*, Michael Brenner, Nicolas Christin, Benjamin Johnson, and Kurt Rohloff (Eds.). Springer Berlin Heidelberg, Berlin, Heidelberg, 1–18.
- [7] Alex Biryukov, Dmitry Khovratovich, and Ivan Pustogarov. 2014. Deanonymisation of Clients in Bitcoin P2P Network. In *ACM SIGSAC Conference on Computer and Communications Security (CCS)*.
- [8] Joseph Bonneau. 2016. Why Buy When You Can Rent? - Bribery Attacks on Bitcoin-Style Consensus. In *Financial Cryptography Workshops*.
- [9] Anudhyan Boral and Michael Mitzenmacher. 2014. Multi-Party Set Reconciliation Using Characteristic Polynomials. *CoRR* abs/1410.2645 (2014).
- [10] A. Broder. 1997. On the Resemblance and Containment of Documents. In *Proceedings of the Compression and Complexity of Sequences 1997 (SEQUENCES '97)*. IEEE Computer Society, Washington, DC, USA, 21–. <http://dl.acm.org/citation.cfm?id=829502.830043>
- [11] Ian Clarke, Oskar Sandberg, Brandon Wiley, and Theodore W. Hong. 2001. *Freenet: A Distributed Anonymous Information Storage and Retrieval System*. Springer Berlin Heidelberg, Berlin, Heidelberg, 46–66. https://doi.org/10.1007/3-540-44702-4_4
- [12] Matt Corallo. 2016. BIP 152: Compact block relay. <https://github.com/bitcoin/bips/blob/master/bip-0152.mediawiki>.
- [13] corbigwelt. 2011. Timejacking and bitcoin. <http://culubas.blogspot.de/2011/05/timejacking-bitcoin802.html>.
- [14] Alan Dearle, Graham N. C. Kirby, and Stuart J. Norcross. 2010. Hosting Byzantine Fault Tolerant Services on a Chord Ring. *CoRR* abs/1006.3465 (2010).
- [15] C. Decker and R. Wattenhofer. 2013. Information propagation in the Bitcoin network. In *IEEE P2P 2013 Proceedings*. 1–10. <https://doi.org/10.1109/P2P.2013.6688704>
- [16] Christian Decker and Roger Wattenhofer. 2014. Bitcoin Transaction Malleability and MtGox. *CoRR* abs/1403.6676 (2014).
- [17] Sergi Delgado Segura, Surya Bakshi, Cristina Pérez-Solà, James Litton, Andrew Pachulski, Andrew Miller, and Bobby Bhattacharjee. 2019. TxProbe: Discovering Bitcoin’s Network Topology Using Orphan Transactions. In *Financial Cryptography (FC)*.
- [18] Yevgeniy Dodis, Leonid Reyzin, and Adam Smith. 2004. Fuzzy Extractors: How to Generate Strong Keys from Biometrics and Other Noisy Data. In *Advances in Cryptology - EUROCRYPT 2004*, Christian Cachin and Jan L. Camenisch (Eds.). Springer Berlin Heidelberg, Berlin, Heidelberg, 523–540.
- [19] John R. Douceur. 2002. The Sybil Attack. In *International Workshop on Peer-to-Peer Systems (IPTPS)*.
- [20] Ittay Eyal, Adem Efe Gencer, Emin Gün Sirer, and Robbert Van Renesse. 2016. Bitcoin-NG: A Scalable Blockchain Protocol. In *Usenix Conference on Networked Systems Design and Implementation (NSDI)*.
- [21] Ittay Eyal and Emin Gün Sirer. 2013. Majority is not Enough: Bitcoin Mining is Vulnerable. *CoRR* abs/1311.0243 (2013).
- [22] Muntadher Fadhil, Gareth Owen, and Mo Adda. 2016. Bitcoin network measurements for simulation validation and parameterisation. In *Proceedings of the Eleventh International Network Conference (INC 2016)*. University of Plymouth, 109–114.
- [23] Giulia C. Fanti, Shaileshh Bojja Venkatakrishnan, Surya Bakshi, Bradley Denby, Shruti Bhargava, Andrew Miller, and Pramod Viswanath. 2018. Dandelion++: Lightweight Cryptocurrency Networking with Formal Anonymity Guarantees. *CoRR* abs/1805.11060 (2018). <http://arxiv.org/abs/1805.11060>
- [24] Joan Feigenbaum, Sampath Kannan, Martin J. Strauss, and Mahesh Viswanathan. 2003. An Approximate L1-Difference Algorithm for Massive Data Streams. *SIAM J. Comput.* 32, 1 (Jan. 2003), 131–151. <https://doi.org/10.1137/S0097539799361701>

- [25] Amos Fiat, Jared Saia, and Maxwell Young. 2005. Making Chord Robust to Byzantine Attacks. In *Proceedings of the 13th Annual European Conference on Algorithms (ESA'05)*. Springer-Verlag, Berlin, Heidelberg, 803–814. <https://doi.org/10.1007/11561071.71>
- [26] Arthur Gervais, Ghassan Karame, Karl Wst, Vasileios Glykantzis, Hubert Ritzdorf, and Srdjan Capkun. 2016. On the Security and Performance of Proof of Work Blockchains. In *Proceedings of the 23rd ACM SIGSAC Conference on Computer and Communication Security (CCS)*. ACM.
- [27] Arthur Gervais, Hubert Ritzdorf, Ghassan O. Karame, and Srdjan Capkun. 2015. Tampering with the Delivery of Blocks and Transactions in Bitcoin. In *ACM SIGSAC Conference on Computer and Communications Security (CCS)*.
- [28] Matthias Grundmann, Till Neudecker, and Hannes Hartenstein. 2018. Exploiting Transaction Accumulation and Double Spends for Topology Inference in Bitcoin.
- [29] Ethan Heilman, Alison Kendler, Aviv Zohar, and Sharon Goldberg. 2015. Eclipse Attacks on Bitcoin's Peer-to-peer Network. In *Proceedings of the 24th USENIX Conference on Security Symposium (SEC)*.
- [30] J. Jiang, C. Hung, and J. Wu. 2010. Bandwidth- and Latency-Aware Peer-to-Peer Instant Friendcast for Online Social Networks. In *2010 IEEE 16th International Conference on Parallel and Distributed Systems*. 829–834. <https://doi.org/10.1109/ICPADS.2010.101>
- [31] jl777. 2016. Re: Blocksonly mode BW savings, the limits of efficient block xfer, and better relay. <https://bit.ly/2VmcgeM>.
- [32] Benjamin Johnson, Aron Laszka, Jens Grossklags, Marie Vasek, and Tyler Moore. 2014. Game-Theoretic Analysis of DDoS Attacks Against Bitcoin Mining Pools. In *Financial Cryptography and Data Security*, Rainer Böhme, Michael Brenner, Tyler Moore, and Matthew Smith (Eds.). Springer Berlin Heidelberg, Berlin, Heidelberg, 72–86.
- [33] Philip Koshy, Diana Koshy, and Patrick McDaniel. 2014. An Analysis of Anonymity in Bitcoin Using P2P Network Traffic. In *Financial Cryptography and Data Security*, Nicolas Christin and Reihaneh Safavi-Naini (Eds.). Springer Berlin Heidelberg, Berlin, Heidelberg, 469–485.
- [34] P. Kumar, G. Sridhar, and V. Sridhar. 2005. Bandwidth and latency model for DHT based peer-to-peer networks under variable churn. In *2005 Systems Communications (ICW'05, ICHSN'05, ICMCS'05, SENET'05)*. 320–325. <https://doi.org/10.1109/ICW.2005.31>
- [35] Spiridoula V. Margariti and Vassilios V. Dimakopoulos. 2013. A study on the redundancy of flooding in unstructured p2p networks. *International Journal of Parallel, Emergent and Distributed Systems* 28, 3 (2013), 214–229. <https://doi.org/10.1080/17445760.2012.724067> arXiv:<https://doi.org/10.1080/17445760.2012.724067>
- [36] Apostolaki Maria, Zohar Aviv, and Vanbever Laurent. 2017. Hijacking Bitcoin: Routing Attacks on Cryptocurrencies. In *Security and Privacy (SP)*. IEEE.
- [37] Gregory Maxwell. 2016. Blocksonly mode BW savings, the limits of efficient block xfer, and better relay. <https://bitcointalk.org/index.php?topic=1377345.0>.
- [38] Petar Maymounkov and David Mazières. 2002. Kademia: A Peer-to-Peer Information System Based on the XOR Metric. In *Peer-to-Peer Systems*, Peter Druschel, Frans Kaashoek, and Antony Rowstron (Eds.). Springer Berlin Heidelberg, Berlin, Heidelberg, 53–65.
- [39] Patrick McCorry, Siamak Fayyaz Shahandashti, and Feng Hao. 2016. Refund attacks on Bitcoin's Payment Protocol. *IACR Cryptology ePrint Archive 2016 (2016)*, 24.
- [40] A. Miller. 2013. Feather-forks: enforcing a blacklist with sub-50% hashpower? <https://bitcointalk.org/index.php?topic=36788.msg463391#msg463391>.
- [41] Andrew Miller, James Litton, Andrew Pachulski, Neal Gupta, Dave Levin, Neil Spring, and Bobby Bhattacharjee. 2015. Discovering Bitcoin fi s Public Topology and Influential Nodes.
- [42] Yaron Minsky and Ari Trachtenberg. 2002. Practical Set Reconciliation. Dept. Elec. Comput. Eng., Boston Univ., Boston, MA, Tech. Rep. BU-ECE2002-01.
- [43] Michael Mitzenmacher and Rasmus Pagh. 2013. Simple Multi-Party Set Reconciliation. *CoRR abs/1311.2037 (2013)*.
- [44] Satoshi Nakamoto. [n.d.]. Bitcoin: A peer-to-peer electronic cash system. <http://bitcoin.org/bitcoin.pdf>.
- [45] Arvind Narayanan. 2016. *Bitcoin and cryptocurrency technologies : a comprehensive introduction*. Princeton University Press, Princeton, New Jersey.
- [46] T. Neudecker, P. Andelfinger, and H. Hartenstein. 2016. Timing Analysis for Inferring the Topology of the Bitcoin Peer-to-Peer Network. In *IEEE Conferences on Ubiquitous Intelligence Computing, Advanced and Trusted Computing, Scalable Computing and Communications, Cloud and Big Data Computing, Internet of People, and Smart World Congress (UIC/ATC/ScalCom/CBDCom/IoP/SmartWorld)*. 358–367.
- [47] T. Neudecker and H. Hartenstein. 2018. Network Layer Aspects of Permissionless Blockchains. *IEEE Communications Surveys Tutorials (2018)*, 1–1. <https://doi.org/10.1109/COMST.2018.2852480>
- [48] A. Pinar Ozisik, Gavin Andresen, George Bissias, Amir Houmansadr, and Brian Neil Levine. 2017. Graphene: A New Protocol for Block Propagation Using Set Reconciliation. In *DPM/CBT@ESORICS (Lecture Notes in Computer Science)*, Vol. 10436. Springer, 420–428.
- [49] Charis Papadakis, Paraskevi Fragopoulou, Evangelos P. Markatos, Elias Athanasopoulos, Marios Dikaikakos, and Alexandras Labrinidis. 2007. *A Feedback-Based Approach to Reduce Duplicate Messages in Unstructured Peer-To-Peer Networks*. Springer US, Boston, MA, 103–118. https://doi.org/10.1007/978-0-387-47658-2_8
- [50] Antony Rowstron and Peter Druschel. 2001. Pastry: Scalable, distributed object location and routing for large-scale peer-to-peer systems. In *IFIP/ACM International Conference on Distributed Systems Platforms (Middleware)*. 329–350.
- [51] Yasushi Saito and Marc Shapiro. 2005. Optimistic Replication. *ACM Comput. Surv.* 37, 1 (March 2005), 42–81. <https://doi.org/10.1145/1057977.1057980>
- [52] Ion Stoica, Robert Morris, David Karger, M. Frans Kaashoek, and Hari Balakrishnan. 2001. Chord: A Scalable Peer-to-peer Lookup Service for Internet Applications. In *SIGCOMM*.
- [53] P. Todd. 2015. Why Scaling Bitcoin With Sharding Is Very Hard. <https://peterodd.org/2015/why-scaling-bitcoin-with-sharding-is-very-hard>.
- [54] A. Trachtenberg, D. Starobinski, and S. Agarwal. 2002. Fast PDA synchronization using characteristic polynomial interpolation. In *Proceedings Twenty-First Annual Joint Conference of the IEEE Computer and Communications Societies*, Vol. 3. 1510–1519 vol.3. <https://doi.org/10.1109/INFCOM.2002.1019402>
- [55] S. Vuong and J. Li. 2003. Efa: an efficient content routing algorithm in large peer-to-peer overlay networks. In *Proceedings Third International Conference on Peer-to-Peer Computing (P2P)*. 216–217. <https://doi.org/10.1109/PTP.2003.1231532>