

Multi-Kernel Correntropy for Robust Learning

Badong Chen, *Senior Member, IEEE*, Xin Wang, *Student Member, IEEE*, Zejian Yuan, *Member, IEEE*, Pengju Ren, *Member, IEEE*, and Jing Qin, *Member, IEEE*

Abstract—As a novel similarity measure that is defined as the expectation of a kernel function between two random variables, correntropy has been successfully applied in robust machine learning and signal processing to combat large outliers. The kernel function in correntropy is usually a zero-mean Gaussian kernel. In a recent work, the concept of mixture correntropy (MC) was proposed to improve the learning performance, where the kernel function is a mixture Gaussian kernel, namely a linear combination of several zero-mean Gaussian kernels with different widths. In both correntropy and mixture correntropy, the center of the kernel function is, however, always located at zero. In the present work, to further improve the learning performance, we propose the concept of multi-kernel correntropy (MKC), in which each component of the mixture Gaussian kernel can be centered at a different location. The properties of the MKC are investigated and an efficient approach is proposed to determine the free parameters in MKC. Experimental results show that the learning algorithms under the maximum multi-kernel correntropy criterion (MMKCC) can outperform those under the original maximum correntropy criterion (MCC) and the maximum mixture correntropy criterion (MMCC).

Index Terms—Correntropy, mixture correntropy, multi-kernel correntropy, robust learning, outliers.

I. INTRODUCTION

A Key problem in supervised machine learning is how to define an objective function to measure the similarity between model output and a target variable. The mean square error (MSE) is one of the most popular similarity measures, which is computationally simple and easy to use as a performance index in many signal processing and machine learning applications. The MSE is, however, vulnerable to non-Gaussian noises, such as impulsive noises or outliers, because the solution that minimizes the squared difference (the error in L_2 norm) can deviate far from the optimal solution in the presence of large outliers. To address this problem, many non-MSE similarity measures were proposed in the literature, such as the mean absolute error (MAE)[1, 2], mean p-power error (MPE)[3], M-estimation cost [4] and logarithmic cost [5]. In particular in recent years, the correntropy as a local similarity measure in kernel space has found many successful applications in robust regression [6, 7], classification [8–11], PCA [12], feature extraction [13], adaptive filtering [14–20] and so on. Correntropy defines a non-homogeneous metric

(Correntropy Induced Metric- CIM) that behaves like different norms (from L_2 to L_0) depending on the actual distance between samples, which can be used as an outlier-robust error measure in robust signal processing or a sparsity penalty term in sparse signal processing [21].

The original correntropy is defined as the expectation of a kernel function between two random variables, where the kernel function is usually a zero-mean Gaussian kernel [21]. The learning methods under maximum correntropy criterion (MCC) may however perform poorly when the kernel function in correntropy is limited to a single Gaussian kernel. It is likely that the combination of several kernel functions can perform much better. The mixture correntropy (MC) was thus proposed in a recent work to improve the learning performance, in which the kernel function is implemented by a linear combination of several zero-mean Gaussian kernels with different widths [22]. However, there is still a shortcoming in the mixture correntropy that only allows the combination of zero-mean Gaussian kernels. To further improve the learning performance, in the present work, we propose the concept of multi-kernel correntropy (MKC), where each component of the mixture Gaussian kernel can be centered at a different location (not limited to zero-mean). Some important properties of the MKC are also studied. The MKC involves more free parameters than the MC, so a challenging issue is how to determine the free parameters in a practical application. To address this issue, we propose an efficient approach in this paper to optimize the free parameters in MKC by minimizing a distance between the mixture Gaussian function and the error's probability density function (PDF). Experimental results have confirmed the satisfactory performance of the learning methods under maximum multi-kernel correntropy criterion (MMKCC).

The rest of the paper is organized as follows. In section II, we define the MKC and present several properties. In section III, we propose an effective method to optimize the free parameters in MKC. Experimental results are then presented in section IV and finally, conclusion is given in section V.

II. MULTI-KERNEL CORRENTROPY

A. Definitions

Given two random variables $X \in \mathbf{R}$ and $Y \in \mathbf{R}$ with joint PDF $p_{XY}(x, y)$, correntropy is defined by [21]

$$V(X, Y) = \mathbf{E}[\kappa(X, Y)] = \iint \kappa(x, y) p_{XY}(x, y) dx dy \quad (1)$$

where $\kappa(\cdot, \cdot)$ is usually a radial kernel, and $\mathbf{E}[\cdot]$ denotes the expectation operator. If the kernel function $\kappa(\cdot, \cdot)$ satisfies Mer-

This work was supported by the National NSF of China (No. 91648208), the National Natural Science Foundation-Shenzhen Joint Research Program (No.U1613219) and the National Key R&D Program of China (2017YFB1002501).

Badong Chen, Xin Wang, Zejian Yuan and Pengju Ren(chenbd@mail.xjtu.edu.cn, wangxin0420@stu.xjtu.edu.cn, yuan.ze.jian@mail.xjtu.edu.cn and pengjuren@gmail.com) are with the School of Electronic and Information Engineering, Xi'an Jiaotong University, Xi'an 710049, Shaanxi, China.

Jing Qin(harry.qin@polyu.edu.hk) is with the Center of Smart Health, School of Nursing, Hong Kong Polytechnic University, Hongkong, China.

cers condition, correntropy can be expressed as a correlation measure in a functional Hilbert space \mathcal{F} :

$$V(X, Y) = \mathbf{E}[\langle \varphi(X), \varphi(Y) \rangle_{\mathcal{F}}] \quad (2)$$

where $\varphi(\cdot)$ is a nonlinear mapping induced by the kernel to transform the variables from the original space to the functional space \mathcal{F} , and $\langle \cdot, \cdot \rangle_{\mathcal{F}}$ stands for the inner product in \mathcal{F} . Without explicit mention, the kernel function in correntropy is the well-known Gaussian kernel:

$$\kappa(X, Y) = \kappa_{\sigma}(e) = \frac{1}{\sqrt{2\pi}\sigma} \exp\left(-\frac{e^2}{2\sigma^2}\right) \quad (3)$$

where $e = X - Y$ is the error between X and Y , and σ is the kernel bandwidth ($\sigma > 0$). It is easy to understand that correntropy measures how similar two random variables are in a local region of the error space controlled by the kernel bandwidth. Correntropy can easily be estimated from finite samples:

$$\hat{V}_{\sigma}(X, Y) = \frac{1}{N} \sum_{i=1}^N \kappa_{\sigma}(x_i - y_i) \quad (4)$$

where $\{x_i, y_i\}_{i=1}^N$ are N samples of the random variables X and Y . In particular, the function $CIM(\tilde{X}, \tilde{Y}) = \sqrt{\kappa_{\sigma}(0) - \hat{V}_{\sigma}(X, Y)}$ defines a metric, namely the correntropy induced metric (CIM) in the sample space, where $\tilde{X} = [x_1, \dots, x_N]^T$, $\tilde{Y} = [y_1, \dots, y_N]^T$. The CIM behaves like an L_2 norm distance if samples are close and like an L_1 norm distance as samples get further apart and eventually will approach the L_0 norm as samples far apart. This property elucidates the robustness of correntropy for outlier rejection. Under the maximum correntropy criterion (MCC), the detrimental effect of outliers can effectively be eliminated by maximizing the correntropy between the model output and target response [23].

The kernel function in correntropy is usually limited to a zero-mean Gaussian kernel and this may seriously restricts its performance when used as a cost function in machine learning. To improve the learning performance, the mixture correntropy (MC) was proposed in a recent paper [22] by using a linear combination of several zero-mean Gaussian kernels (with different bandwidths) as the kernel function. The mixture correntropy with m sub-kernels is

$$\begin{aligned} V_{\lambda, \sigma}(X, Y) &= \sum_{i=1}^m \lambda_i V_{\sigma_i}(X, Y) \\ &= \mathbf{E} \left[\sum_{i=1}^m \lambda_i \kappa_{\sigma_i}(X - Y) \right] \\ &= \iint \left(\sum_{i=1}^m \lambda_i \kappa_{\sigma_i}(x - y) \right) p_{XY}(x, y) dx dy \end{aligned} \quad (5)$$

where $\lambda = [\lambda_1, \lambda_2, \dots, \lambda_m]^T$ is the mixture coefficient vector, and $\sigma = [\sigma_1, \sigma_2, \dots, \sigma_m]^T$ is the bandwidth vector. Usually, the mixture coefficient vector satisfies $\sum_{i=1}^m \lambda_i = 1$ with $\lambda_i \geq 0 (i = 1, \dots, m)$. In [22], for simplicity, only the case of $m = 2$ is considered. There is still a limitation in the

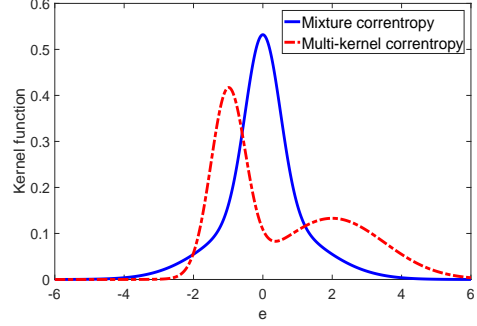


Fig. 1: Kernel functions of the mixture correntropy and multi-kernel correntropy

mixture correntropy, that is, all the sub-kernels are centered at zero. To solve this limitation and further enhance the learning performance, in the present paper, we propose a more general definition of correntropy, namely, the multi-kernel correntropy (MKC), in which the sub-kernels can be centered at different locations (not limited to zero-mean). Specifically, the MKC between random variables X and Y is defined by

$$\begin{aligned} V_{\lambda, c, \sigma}(X, Y) &= \mathbf{E} \left[\sum_{i=1}^m \lambda_i \kappa_{\sigma_i}(X - Y - c_i) \right] \\ &= \iint \left(\sum_{i=1}^m \lambda_i \kappa_{\sigma_i}(x - y - c_i) \right) p_{XY}(x, y) dx dy \end{aligned} \quad (6)$$

where $c = [c_1, c_2, \dots, c_m]^T \in \mathbf{R}^m$ is the center vector.

Remark: The kernel function in the above MKC is a multi-Gaussian function that usually does not satisfy Mercer's condition. This is not a problem, however, because for a similarity measure the Mercer's condition is not necessary.

The MKC $V_{\lambda, c, \sigma}(X, Y)$ will reduce to the MC $V_{\lambda, \sigma}(X, Y)$ when $c = [0, \dots, 0]^T$. Fig. 1 shows the kernel functions of the mixture correntropy ($m = 2, \lambda_1 = 0.5, \lambda_2 = 0.5, \sigma_1 = 0.5, \sigma_2 = 1.5$) and multi-kernel correntropy ($m = 2, \lambda_1 = 0.5, \lambda_2 = 0.5, \sigma_1 = 0.5, \sigma_2 = 1.5, c_1 = -1.0, c_2 = 2.0$). Compared with the MC, the MKC is much more general and flexible and can adapt to more complicated error distribution, such as skewed, multi-peak, discrete-valued distribution, and hence it may achieve much better performance with proper setting of the centers when used as a cost function in machine learning. However, the MKC contains $3m$ free parameters, which have to be determined in practical applications. We will develop an efficient method in section IV to determine these free parameters.

B. Properties

In the following, we present several properties of the MKC. The first and second properties are very straightforward and will not be proved here.

Property 1: The MKC $V_{\lambda, c, \sigma}(X, Y)$ is positive and bounded: $0 < V_{\lambda, c, \sigma}(X, Y) \leq \sum_{i=1}^m \frac{\lambda_i}{\sqrt{2\pi}\sigma_i}$

Property 2: The MKC $V_{\lambda, c, \sigma}(X, Y)$ involves all the even moments of the error $e = X - Y$ about the centers $\{c_i\}$, that

is,

$$V_{\lambda,c,\sigma}(X,Y) = \sum_{i=1}^m \left(\frac{\lambda_i}{\sqrt{2\pi}\sigma_i} \sum_{n=0}^{\infty} \frac{(-1)^n}{2^n n!} \mathbf{E} \left[\frac{(e - c_i)^{2n}}{\sigma_i^{2n}} \right] \right) \quad (7)$$

Remark: As $\{\sigma_i\}$ increases, the high-order moments will decay fast, and the second-order moments will tend to dominate the value.

Property 3: As $\min\{\sigma_i\}$ is large enough, it holds that

$$V_{\lambda,c,\sigma}(X,Y) \approx \sum_{i=1}^m \frac{\lambda_i}{\sqrt{2\pi}\sigma_i} \left(1 - \frac{1}{2\sigma_i^2} \mathbf{E} \left[(e - c_i)^2 \right] \right) \quad (8)$$

Proof: Since $\exp(x) \approx 1 + x$ for x small enough, as $\min\{\sigma_i\}$ is large enough, we have

$$\begin{aligned} V_{\lambda,c,\sigma}(X,Y) &= \mathbf{E} \left[\sum_{i=1}^m \lambda_i \kappa_{\sigma_i}(X - Y - c_i) \right] \\ &\approx \mathbf{E} \left[\sum_{i=1}^m \frac{\lambda_i}{\sqrt{2\pi}\sigma_i} \left(1 - \frac{(e - c_i)^2}{2\sigma_i^2} \right) \right] \\ &= \sum_{i=1}^m \frac{\lambda_i}{\sqrt{2\pi}\sigma_i} \left(1 - \frac{1}{2\sigma_i^2} \mathbf{E} \left[(e - c_i)^2 \right] \right) \end{aligned} \quad (9)$$

which completes the proof.

Remark: According to Property 3, when $\min\{\sigma_i\}$ is very large, maximizing the MKC will be equivalent to minimizing a weighted sum of the error's second-order moments about the centers $\{c_i\}$.

Property 4: Let $p_e(\cdot)$ be the PDF of the error variable $e = X - Y$. It holds that

$$\lim_{\max\{\sigma_i\} \rightarrow 0+} V_{\lambda,c,\sigma}(X,Y) = \sum_{i=1}^m \lambda_i p_e(c_i) \quad (10)$$

Proof: When $\max\{\sigma_i\}$ shrinks to zero, the Gaussian kernel function $\kappa_{\sigma_i}(\cdot)$ will approach the Dirac delta function $\delta(\cdot)$. Thus we have

$$\begin{aligned} \lim_{\max\{\sigma_i\} \rightarrow 0+} V_{\lambda,c,\sigma}(X,Y) &= \lim_{\max\{\sigma_i\} \rightarrow 0+} \mathbf{E} \left[\sum_{i=1}^m \lambda_i \kappa_{\sigma_i}(e - c_i) \right] \\ &= \lim_{\max\{\sigma_i\} \rightarrow 0+} \sum_{i=1}^m \lambda_i \int \kappa_{\sigma_i}(\varepsilon - c_i) p_e(\varepsilon) d\varepsilon \\ &= \sum_{i=1}^m \lambda_i \int \delta(\varepsilon - c_i) p_e(\varepsilon) d\varepsilon \\ &= \sum_{i=1}^m \lambda_i p_e(c_i) \end{aligned} \quad (11)$$

which completes the proof.

Remark: According to Property 4, when $\max\{\sigma_i\}$ is very small, the MKC will approach a weighted sum of the values of $p_e(\varepsilon)$ evaluated at $\varepsilon = c_i$ ($i = 1, \dots, m$).

III. MAXIMUM MULTI-KERNEL CORRENTROPY CRITERION

The proposed MKC can be used to build new cost functions in many machine learning applications. Consider a supervised learning setting where the goal is to optimize a model M that receives a random variable X and outputs $Y = M(X)$

that should approximate a target variable (or teaching variable) T . Here $M(\cdot)$ denotes an unknown mapping from the input to output that needs to be learned. A central problem in this learning task is the definition of a loss function (or a similarity measure) to compare Y with T . The well-known minimum mean square error (MMSE) criterion has been the workhorse of supervised learning, which aims to minimize the MSE cost $\mathbf{E}[e^2]$ with $e = T - Y$ being the error variable. The combination of the linear feedforward model and MSE yields a set of equations that can be solved analytically. However, MSE is only optimal when the error variable is Gaussian distributed, which is seldom the case in real world applications. The error distributions tend to be skewed and with long tails, which create problems for MSE. Therefore, many optimal solutions are indeed not practical, simply because of the criterion that is used in the optimization. Many non-MSE optimization criterion were proposed in the literature to address the limitations of the MSE. The maximum correntropy criterion (MCC) is one of the hotspots of current research, which performs very well particularly when the error distribution is heavy-tailed [24]. Under the MCC, the model is optimized (or trained) to maximize the correntropy between the target T and output Y :

$$\begin{aligned} M^* &= \arg \max_{M \in \mathbf{M}} V_{\sigma}(T, Y) \\ &= \arg \max_{M \in \mathbf{M}} \mathbf{E}[\kappa_{\sigma}(e)] \end{aligned} \quad (12)$$

where M^* denotes the optimal model and \mathbf{M} stands for the hypothesis space. To improve the learning performance, the maximum mixture correntropy criterion (MMCC) was proposed in [22]. To further improve the flexibility and robustness, in the present paper, we propose the maximum multi-kernel correntropy criterion (MMKCC), where the optimal model is obtained by maximizing the MKC, that is

$$\begin{aligned} M^* &= \arg \max_{M \in \mathbf{M}} V_{\lambda,c,\sigma}(T, Y) \\ &= \arg \max_{M \in \mathbf{M}} \mathbf{E} \left[\sum_{i=1}^m \lambda_i \kappa_{\sigma_i}(e - c_i) \right] \end{aligned} \quad (13)$$

In a practical situation, given finite input-target samples $\{x_j, t_j\}_{j=1}^N$, the model can be trained through maximizing a sample estimator of the MKC:

$$\begin{aligned} M^* &= \arg \max_{M \in \mathbf{M}} \hat{V}_{\lambda,c,\sigma}(T, Y) \\ &= \arg \max_{M \in \mathbf{M}} \frac{1}{N} \sum_{j=1}^N \sum_{i=1}^m \lambda_i \kappa_{\sigma_i}(e_j - c_i) \end{aligned} \quad (14)$$

where $e_j = t_j - y_j = t_j - M(x_j)$ is the j -th error sample.

In the following, we present a simple example to show how to solve the optimal solution under MMKCC. Consider a linear-in-parameter (LIP) model in which the j -th output sample is

$$\begin{aligned} y_j &= \mathbf{h}_j \boldsymbol{\beta} \\ &= [\varphi_1(\mathbf{x}_j), \varphi_2(\mathbf{x}_j), \dots, \varphi_L(\mathbf{x}_j)] [\beta_1, \beta_2, \dots, \beta_L]^T \end{aligned} \quad (15)$$

where $\mathbf{h}_j = [\varphi_1(\mathbf{x}_j), \varphi_2(\mathbf{x}_j), \dots, \varphi_L(\mathbf{x}_j)] \in \mathbf{R}^L$ is the j -th nonlinearly mapped input vector (a row vector), with $\varphi_l(\cdot)$

being the l -th nonlinear mapping function ($l = 1, 2, \dots, L$), and $\beta = [\beta_1, \beta_2, \dots, \beta_L]^T \in \mathbf{R}^L$ is the output weight vector to be learned. Based on the MMKCC, the optimal weight vector β^* can be solved by maximizing the following objective function:

$$\begin{aligned} \beta^* &= \arg \max_{\beta \in \mathbf{R}^L} J(\beta) \\ &= \frac{1}{N} \sum_{j=1}^N \sum_{i=1}^m \lambda_i \kappa_{\sigma_i}(e_j - c_i) - \gamma \|\beta\|^2 \end{aligned} \quad (16)$$

where $e_j = t_j - \mathbf{h}_j \beta$, and $\gamma \geq 0$ is a regularization parameter. Setting $\partial J(\beta) / \partial \beta = \mathbf{0}$, we have

$$\begin{aligned} \frac{1}{N} \sum_{j=1}^N \sum_{i=1}^m \frac{\lambda_i}{\sigma_i^2} \kappa_{\sigma_i}(e_j - c_i) (e_j - c_i) \mathbf{h}_j^T - 2\gamma \beta &= 0 \\ \Rightarrow \sum_{j=1}^N \sum_{i=1}^m \frac{\lambda_i}{\sigma_i^2} \kappa_{\sigma_i}(e_j - c_i) (t_j - \mathbf{h}_j \beta - c_i) \mathbf{h}_j^T - \gamma' \beta &= 0 \quad (17) \\ \Rightarrow \sum_{j=1}^N \psi(e_j) \mathbf{h}_j^T \mathbf{h}_j \beta + \gamma' \beta &= \sum_{j=1}^N \psi(e_j) t_j \mathbf{h}_j^T - \sum_{j=1}^N \zeta(e_j) \mathbf{h}_j^T \end{aligned}$$

where $\psi(e_j) = \sum_{i=1}^m \frac{\lambda_i}{\sigma_i^2} \kappa_{\sigma_i}(e_j - c_i)$, $\zeta(e_j) = \sum_{i=1}^m \frac{\lambda_i c_i}{\sigma_i^2} \kappa_{\sigma_i}(e_j - c_i)$, and $\gamma' = 2N\gamma$. From (17), one can easily derive

$$\begin{aligned} \beta &= \left(\sum_{j=1}^N \psi(e_j) \mathbf{h}_j^T \mathbf{h}_j + \gamma' \mathbf{I} \right)^{-1} \left(\sum_{j=1}^N \psi(e_j) t_j \mathbf{h}_j^T - \sum_{j=1}^N \zeta(e_j) \mathbf{h}_j^T \right) \\ &= (\mathbf{H}^T \mathbf{\Lambda} \mathbf{H} + \gamma' \mathbf{I})^{-1} (\mathbf{H}^T \mathbf{\Lambda} \mathbf{T} - \mathbf{H}^T \boldsymbol{\theta}) \end{aligned} \quad (18)$$

where $\mathbf{H} = [\mathbf{h}_{jl}]$ is an $N \times L$ dimensional matrix with $\mathbf{h}_{jl} = \varphi_l(\mathbf{x}_j)$, $\mathbf{\Lambda}$ is an $N \times N$ diagonal matrix with diagonal elements $\Lambda_{jj} = \psi(e_j)$, $\mathbf{T} = [t_1, \dots, t_N]^T$, and $\boldsymbol{\theta} = [\zeta(e_1), \dots, \zeta(e_N)]^T$.

The equation (18) is not a closed-form solution and it is actually a fixed-point equation because the diagonal matrix $\mathbf{\Lambda}$ and $\boldsymbol{\theta}$ vector on the right-hand side depend on the weight vector β through $e_j = t_j - \mathbf{h}_j \beta$. However, the optimal solution of β can be obtained via a fixed-point iterative algorithm based on the equation (18), as described in **Algorithm 1**.

IV. DETERMINATION OF FREE PARAMETERS IN MMKCC

One of the most challenging problems in MMKCC is how to determine the $3m$ free parameters, namely the vectors $\boldsymbol{\lambda} = [\lambda_1, \lambda_2, \dots, \lambda_m]^T$, $\mathbf{c} = [c_1, c_2, \dots, c_m]^T$ and $\boldsymbol{\sigma} = [\sigma_1, \sigma_2, \dots, \sigma_m]^T$. If this problem is not solved, the MMKCC will not be practical. To address this problem, we consider again the supervised learning setting in the previous section. First, we divide the MMKCC into three terms:

Algorithm 1 Fixed-point iterative algorithm under MMKCC

Input: training samples $\{\mathbf{x}_i, t_i\}_{i=1}^N$, number of nonlinear mappers L , mixture coefficient vector $\boldsymbol{\lambda}$, bandwidth vector $\boldsymbol{\sigma}$, center vector \mathbf{c} , regularization parameter γ' , maximum iteration number K , termination tolerance ξ and the initial weight vector $\beta_0 = \mathbf{0}$.

Output: weight vector β

- 1: **for all** $k = 1, 2, \dots, K$ **do**
- 2: Compute the errors based on β_{k-1} : $e_i = t_i - \mathbf{h}_i \beta_{k-1}$, $i = 1, 2, \dots, N$
- 3: Compute the diagonal matrix $\mathbf{\Lambda}$: $\Lambda_{jj} = \sum_{i=1}^m \frac{\lambda_i}{\sigma_i^2} \kappa_{\sigma_i}(e_j - c_i)$, $j = 1, 2, \dots, N$
- 4: Compute the vector $\boldsymbol{\theta}$: $\boldsymbol{\theta} = [\zeta(e_1), \dots, \zeta(e_N)]^T$
- 5: Update the weight vector β : $\beta_k = (\mathbf{H}^T \mathbf{\Lambda} \mathbf{H} + \gamma' \mathbf{I})^{-1} (\mathbf{H}^T \mathbf{\Lambda} \mathbf{T} - \mathbf{H}^T \boldsymbol{\theta})$
- 6: **Until** $|J(\beta_k) - J(\beta_{k-1})| < \xi$
- 7: **end for**

$$\begin{aligned} V_{\boldsymbol{\lambda}, \mathbf{c}, \boldsymbol{\sigma}}(T, Y) &= \mathbf{E} \left[\sum_{i=1}^m \lambda_i \kappa_{\sigma_i}(e - c_i) \right] \\ &= \frac{1}{2} \int \left(\sum_{i=1}^m \lambda_i \kappa_{\sigma_i}(\varepsilon - c_i) \right)^2 d\varepsilon + \frac{1}{2} \int (p_e(\varepsilon))^2 d\varepsilon \quad (19) \\ &\quad - \frac{1}{2} \int \left(\sum_{i=1}^m \lambda_i \kappa_{\sigma_i}(\varepsilon - c_i) - p_e(\varepsilon) \right)^2 d\varepsilon \end{aligned}$$

The first term is independent of the model M , so we have

$$\begin{aligned} M^* &= \arg \max_{M \in \mathbf{M}} V_{\boldsymbol{\lambda}, \mathbf{c}, \boldsymbol{\sigma}}(T, Y) \\ &= \arg \max_{M \in \mathbf{M}} U_{\boldsymbol{\lambda}, \mathbf{c}, \boldsymbol{\sigma}}(T, Y) \end{aligned} \quad (20)$$

$$\begin{aligned} \text{where } U_{\boldsymbol{\lambda}, \mathbf{c}, \boldsymbol{\sigma}}(T, Y) &= \frac{1}{2} \int (p_e(\varepsilon))^2 d\varepsilon - \\ &\quad \frac{1}{2} \int \left(\sum_{i=1}^m \lambda_i \kappa_{\sigma_i}(\varepsilon - c_i) - p_e(\varepsilon) \right)^2 d\varepsilon. \end{aligned}$$

To determine the free parameters, in this study we propose the optimization in (21), where $\Omega_{\boldsymbol{\lambda}}$, $\Omega_{\mathbf{c}}$ and $\Omega_{\boldsymbol{\sigma}}$ denote the admissible sets of the parameter vectors $\boldsymbol{\lambda}$, \mathbf{c} and $\boldsymbol{\sigma}$.

Remark: It is worth noting that the objective function $U_{\boldsymbol{\lambda}, \mathbf{c}, \boldsymbol{\sigma}}(T, Y)$ can be expressed as

$$\begin{aligned} U_{\boldsymbol{\lambda}, \mathbf{c}, \boldsymbol{\sigma}}(T, Y) &= \frac{1}{2} QIP(e) \\ &\quad - \frac{1}{2} D_{ED} \left(\sum_{i=1}^m \lambda_i \kappa_{\sigma_i}(\varepsilon - c_i) \|p_e(\varepsilon)\| \right) \end{aligned} \quad (22)$$

where $QIP(e) = \int (p_e(\varepsilon))^2 d\varepsilon$ is the quadratic information potential (QIP) [25] of the error e , and $D_{ED}(\cdot, \cdot)$ denotes the Euclidean distance between PDFs [26, 27], defined by $D_{ED}(p(x) \| q(x)) = \int (p(x) - q(x))^2 dx$. Therefore, maximizing the objective function $U_{\boldsymbol{\lambda}, \mathbf{c}, \boldsymbol{\sigma}}(T, Y)$ will try to maximize the QIP (or minimize Renyi's quadratic entropy) of the error and at the same time, minimize the Euclidean distance between the multi-Gaussian kernel function and the error's

$$\begin{aligned}
(M^*, \lambda^*, c^*, \sigma^*) &= \arg \max_{M \in \mathbf{M}, \lambda \in \Omega_\lambda, c \in \Omega_c, \sigma \in \Omega_\sigma} U_{\lambda, c, \sigma}(T, Y) \\
&= \arg \max_{M \in \mathbf{M}, \lambda \in \Omega_\lambda, c \in \Omega_c, \sigma \in \Omega_\sigma} \frac{1}{2} \int (p_e(\varepsilon))^2 d\varepsilon - \frac{1}{2} \int \left(\sum_{i=1}^m \lambda_i \kappa_{\sigma_i}(\varepsilon - c_i) - p_e(\varepsilon) \right)^2 d\varepsilon \\
&= \arg \max_{M \in \mathbf{M}, \lambda \in \Omega_\lambda, c \in \Omega_c, \sigma \in \Omega_\sigma} -\frac{1}{2} \int \left(\sum_{i=1}^m \lambda_i \kappa_{\sigma_i}(\varepsilon - c_i) \right)^2 d\varepsilon + \mathbf{E} \left[\sum_{i=1}^m \lambda_i \kappa_{\sigma_i}(e - c_i) \right]
\end{aligned} \tag{21}$$

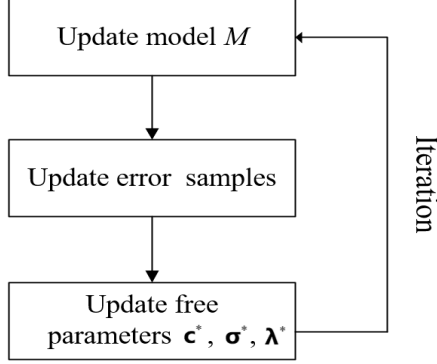


Fig. 2: Alternative optimization for model and free parameters

PDF.

If N error samples $\{e_j\}_{j=1}^N$ are available, we have $\mathbf{E} \left[\sum_{i=1}^m \lambda_i \kappa_{\sigma_i}(e - c_i) \right] \approx \lambda^T \tilde{\mathbf{h}}$, where $\tilde{\mathbf{h}} = \frac{1}{N} \sum_{j=1}^N \tilde{\mathbf{g}}(e_j)$, with $\tilde{\mathbf{g}}(e_j) = [\kappa_{\sigma_1}(e_j - c_1), \dots, \kappa_{\sigma_m}(e_j - c_m)]^T$. Thus by (21), we have (23), where $\tilde{\mathbf{K}}$ is expressed in (24).

According to (23), the model M and $3m$ free parameters are jointly optimized via maximizing the objective function $\hat{U}_{\lambda, c, \sigma}(T, Y) = -\frac{1}{2} \lambda^T \tilde{\mathbf{K}} \lambda + \lambda^T \tilde{\mathbf{h}}$. This is a very complicated optimization problem. To simplify the optimization, one can adopt an alternative optimization method: i) given a model (hence the N error samples are given), we solve the free parameters by maximizing $\hat{U}_{\lambda, c, \sigma}(T, Y)$ (with error samples fixed); ii) after the free parameters are determined, we solve a new model by maximizing $\hat{U}_{\lambda, c, \sigma}(T, Y)$ (with free parameters fixed). The above procedure can be repeated until convergence and the flow chart is shown in Fig. 2.

In a practical application, there are usually two approaches to find the free parameters and the optimal model. The first one is an online approach, in which the model is optimized by an iterative method and at each iteration, the $3m$ free parameters are determined based on the error samples at that iteration. The second one is a two-stage approach, which contains two stages: 1) train the model using a simple method (usually with very few free parameters) to obtain the error samples, and determine the $3m$ free parameters based on these errors; 2) train the model again under the MMKCC with the obtained free parameters, and during the training these free parameters are fixed.

Next, we describe how to determine the $3m$ free parameters given a model. First, to simplify the optimization, we just apply some clustering technique such as the K-means on the

error samples to obtain the center vector c^* (whose elements are the clustering centers). Then by (23), one can easily obtain the mixture coefficient vector:

$$\lambda^* = \tilde{\mathbf{K}}^{-1} \tilde{\mathbf{h}} \tag{25}$$

In order to avoid numerical problem in the matrix inversion, a regularized solution can be used:

$$\lambda^* = (\tilde{\mathbf{K}} + \eta \mathbf{I})^{-1} \tilde{\mathbf{h}} \tag{26}$$

where η is a regularization parameter. Substituting (26) into (23), we solve the bandwidth vector as follows:

$$\begin{aligned}
\sigma^* &= \arg \max_{\sigma \in \Omega_\sigma} -\frac{1}{2} \left[(\tilde{\mathbf{K}} + \eta \mathbf{I})^{-1} \tilde{\mathbf{h}} \right]^T \tilde{\mathbf{K}} (\tilde{\mathbf{K}} + \eta \mathbf{I})^{-1} \tilde{\mathbf{h}} \\
&\quad + \left[(\tilde{\mathbf{K}} + \eta \mathbf{I})^{-1} \tilde{\mathbf{h}} \right]^T \tilde{\mathbf{h}}
\end{aligned} \tag{27}$$

In order to reduce the computational complexity of the optimization problem in (27), one can alternately optimize every dimension of the bandwidth vector over a finite set of values. Specifically, given a finite set of bandwidths Ω_σ , we optimize each element of the bandwidth vector σ one by one and repeat this procedure until convergence. The proposed procedure for free parameters determination is summarized in **Algorithm 2**.

Algorithm 2 Determination of the free parameters

Input: error samples $\{e_j\}_{j=1}^N$, parameter dimension m , regularization parameter η , a finite set of bandwidths Ω_σ and initialize $\sigma_1 = \dots = \sigma_m = \sigma_0$.

Output: free parameters λ^*, c^*, σ^*

- 1: Determine the center vector c^* by applying the K-means clustering on the error samples $\{e_j\}_{j=1}^N$
 - 2: Alternately optimize every dimension of the bandwidth vector σ and repeat S times:
 - 3: **for all** $s = 1, 2, \dots, S$ **do**
 - 4: **for all** $i = 1, 2, \dots, m$ **do**
 - 5: $\sigma_i^* = \arg \max_{\sigma_i \in \Omega_\sigma} -\frac{1}{2} \left[(\tilde{\mathbf{K}} + \eta \mathbf{I})^{-1} \tilde{\mathbf{h}} \right]^T \tilde{\mathbf{K}} (\tilde{\mathbf{K}} + \eta \mathbf{I})^{-1} \tilde{\mathbf{h}} + \left[(\tilde{\mathbf{K}} + \eta \mathbf{I})^{-1} \tilde{\mathbf{h}} \right]^T \tilde{\mathbf{h}}$, with $c = c^*$ and other $m - 1$ elements of σ being fixed
 - 6: **end for**
 - 7: **end for**
 - 8: Compute $\lambda^* = (\tilde{\mathbf{K}} + \eta \mathbf{I})^{-1} \tilde{\mathbf{h}}$ with $\sigma = \sigma^*$ and $c = c^*$
- Return:** λ^*, σ^*, c^*
-

$$\begin{aligned}
(M^*, \lambda^*, c^*, \sigma^*) &= \arg \max_{M \in \mathbf{M}, \lambda \in \Omega_\lambda, c \in \Omega_c, \sigma \in \Omega_\sigma} -\frac{1}{2} \lambda^T \left(\int \tilde{g}(\varepsilon) \tilde{g}(\varepsilon)^T d\varepsilon \right) \lambda + \lambda^T \tilde{h} \\
&= \arg \max_{M \in \mathbf{M}, \lambda \in \Omega_\lambda, c \in \Omega_c, \sigma \in \Omega_\sigma} -\frac{1}{2} \lambda^T \tilde{\mathbf{K}} \lambda + \lambda^T \tilde{h}
\end{aligned} \tag{23}$$

$$\tilde{\mathbf{K}} = \begin{bmatrix} \frac{1}{\sqrt{2\pi}\sqrt{\sigma_1^2+\sigma_1^2}} \exp\left(\frac{(c_1-c_1)^2}{2(\sigma_1^2+\sigma_1^2)}\right) & \cdots & \frac{1}{\sqrt{2\pi}\sqrt{\sigma_1^2+\sigma_m^2}} \exp\left(\frac{(c_1-c_m)^2}{2(\sigma_1^2+\sigma_m^2)}\right) \\ \vdots & \ddots & \vdots \\ \frac{1}{\sqrt{2\pi}\sqrt{\sigma_m^2+\sigma_1^2}} \exp\left(\frac{(c_m-c_1)^2}{2(\sigma_m^2+\sigma_1^2)}\right) & \cdots & \frac{1}{\sqrt{2\pi}\sqrt{\sigma_m^2+\sigma_m^2}} \exp\left(\frac{(c_m-c_m)^2}{2(\sigma_m^2+\sigma_m^2)}\right) \end{bmatrix} \tag{24}$$

V. EXPERIMENTAL RESULTS

In this section, we present experimental results to demonstrate the desirable performance of learning methods under the proposed MMKCC criterion. Without explicit mention, the dimension number is $m = 2$, the regularization parameter is $\eta = 10^{-4}$ and the iteration number S is $S = 3$.

A. Linear Regression

First, we consider a simple linear regression example where the input-target samples are generated by a two-dimensional linear system: $t_i = \beta^{*T} \mathbf{x}_i + \rho_i$, where $\beta^* = [1, 2]^T$ is the weight vector to be estimated, and ρ_i denotes an additive noise. The input samples $\{\mathbf{x}_i\}$ are uniformly distributed over $[-2.0, 2.0] \times [-2.0, 2.0]$. The noise ρ_i comprises two mutually independent noises, namely the inner noise B_i and the outlier noise O_i . Specifically, ρ_i is given by $\rho_i = (1 - g_i)B_i + g_i O_i$, where g_i is a binary variable with probability mass $\Pr\{g_i = 1\} = p$, $\Pr\{g_i = 0\} = 1 - p$, ($0 \leq p \leq 1$), which is assumed to be independent of both B_i and O_i . In this example, p is set at 0.1, and the outlier O_i is drawn from a zero-mean Gaussian distribution with variance 10000. As for the inner noise B_i , we consider three cases: 1) $B_i \sim 0.5\mathcal{N}(4.0, 1.0) + 0.5\mathcal{N}(-4.0, 1.0)$, where $\mathcal{N}(u, \sigma^2)$ denotes the Gaussian density function with mean u and variance σ^2 ; 2) $B_i \sim 1/3\mathcal{N}(5.0, 1.0) + 2/3\mathcal{N}(-2.0, 1.0)$. 3) $B_i \sim 0.5\mathcal{N}(0, 1.0) + 0.5\mathcal{N}(0, 5.0)$. The root mean squared error (RMSE) is employed to measure the performance, computed by $RMSE = \sqrt{\frac{1}{2}\|\beta_k - \beta^*\|^2}$, where β_k and β^* denote the estimated and the target weight vectors respectively.

We compare the performance of four learning criteria, namely MSE, MCC, MMCC and MMKCC. For MSE, there is a closed-form solution, so no iteration is needed. For MCC, MMCC and MMKCC, a fixed-point iteration is used to solve the model (see the **Algorithm 1** for the fixed-point algorithm under MMKCC). The mean \pm deviation results of the RMSEs and computing times over 100 Monte Carlo runs are presented in Table I. In the simulation, the sample number is $N = 400$, the fixed-point iteration number is $K = 10$, and the initial weight vector is set to $\beta_0 = [0, 0]^T$. For each learning criterion, the parameters are experimentally selected to achieve the best results, except that the free parameters of MMKCC are determined by **Algorithm 2**. The finite set Ω_σ in **Algorithm 2** is equally spaced over $[0.1, 2.0]$ with step size 0.2. The simulations are carried out with MATLAB 8.6 running in

Core 4 Quad, 3.4-GHZ CPU with 20-GB RAM. From Table I, we observe: i) MCC, MMCC and MMKCC can significantly outperform MSE although they have no closed-form solution; ii) MMKCC can achieve better performance than MCC and MMCC especially for noises with multi-peak or asymmetric distributions; iii) although the MMKCC is computationally more expensive than MCC and MMCC, the computing times of three learning criteria are in the same order of magnitude. For the noise case 2), the error distributions and multi-Gaussian kernel functions (determined by **Algorithm 2** after each fixed-point iteration) at different fixed-point iterations under MMKCC are shown in Fig.3. As expected, the multi-Gaussian kernel function matches the error distribution very well at every iteration (as discussed earlier, the free parameters in MMKCC have been optimized to minimize the Euclidean distance between the multi-Gaussian kernel function and the error PDF). The average RMSE convergence curves of three learning criteria are illustrated in Fig. 4.

B. Non-linear regression with benchmark datasets

In the second example, we show the superior performance of the MMKCC criterion in nonlinear regression with five benchmark data sets from UCI machine learning repository [28]. The descriptions of the data sets are given in Table II. In the experiment, the training and testing samples from each data set are randomly chosen and the data values are normalized into $[0, 1.0]$. The extreme learning machine (ELM) is adopted as the regression model to be trained, which is a linear-in-parameter (LIP) model with randomly generated hidden nodes [29–37]. Under the MMKCC, the model is trained by the fixed-point iterative algorithm in **Algorithm 1** and we call it the ELM-MMKCC algorithm. In this example, the performance of the ELM-MMKCC is compared with that of several other ELM based algorithms, including RELM [38], ELM-RCC [39] and ELM-MMCC [22], where ELM-RCC and ELM-MMCC are developed based on MCC and MMCC respectively. The parameters of each algorithm are selected through fivefold cross-validation, except that the free parameters of MMKCC are determined by **Algorithm 2**. The finite set Ω_σ in **Algorithm 2** is equally spaced over $[0.1, 3.0]$ with step size 0.1. The training and testing RMSEs over 100 runs are presented in Table III. Clearly, the ELM-MMKCC outperforms the RELM, ELM-RCC and ELM-MMCC for all the data sets.

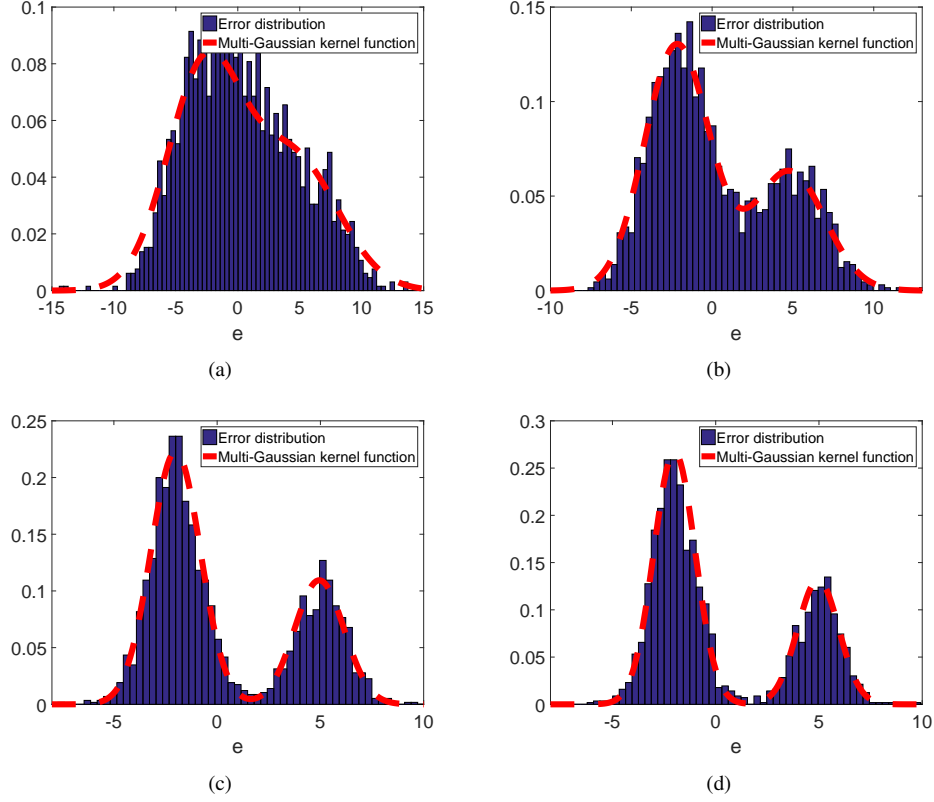


Fig. 3: Error distributions and multi-Gaussian kernel functions at different fixed-point iterations: (a) first iteration; (b) second iteration, (c) third iteration, (d) fourth iteration

TABLE I: RMSEs and computing times(sec) of different learning criteria

		MSE	MCC	MMCC	MMKCC
case 1)	RMSE	0.5427 ± 0.3175	0.0881 ± 0.0431	0.0831 ± 0.0375	0.0342 ± 0.0259
	TIME(sec)	N/A	0.0832 ± 0.0020	0.1027 ± 0.0026	0.3328 ± 0.0070
case 2)	RMSE	0.5031 ± 0.2483	0.0754 ± 0.0414	0.0674 ± 0.0334	0.0224 ± 0.0115
	TIME(sec)	N/A	0.0814 ± 0.0018	0.1014 ± 0.0024	0.3415 ± 0.0075
case 3)	RMSE	0.5494 ± 0.3418	0.0391 ± 0.0191	0.0353 ± 0.0176	0.0335 ± 0.0168
	TIME(sec)	N/A	0.0841 ± 0.0022	0.1021 ± 0.0027	0.3297 ± 0.0068

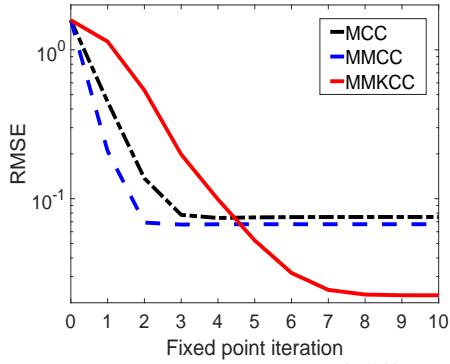


Fig. 4: RMSE convergence curves of different learning criteria

TABLE II: Specification of the datasets

Datasets	Features	Observations	
		Training	Testing
Servo	5	83	83
Slump	10	52	51
Concrete	9	515	515
Airfoil	5	751	751
Yacht	6	154	154

C. Chaotic time series prediction

In the third example, we apply different learning criteria (MSE, MCC, MMCC, MMKCC) to train a time delay neural network (TDNN)[40] to predict the Mackey-Glass chaotic

TABLE III: Training and testing RMSEs of several ELM algorithms

Datasets	RELM		ELM-RCC		ELM-MMCC		ELM-MMKCC	
	Training RMSE	Testing RMSE	Training RMSE	Testing RMSE	Training RMSE	Testing RMSE	Training RMSE	Testing RMSE
Servo	0.0556 ± 0.0102	0.1064 ± 0.0176	0.0714 ± 0.0119	0.1054 ± 0.0159	0.0781 ± 0.0194	0.1024 ± 0.0182	0.0783 ± 0.0236	0.0997 ± 0.0188
Slump	0.0081 ± 0.0013	0.0455 ± 0.0099	0.0000 ± 0.0000	0.0435 ± 0.0102	0.0000 ± 0.0000	0.0432 ± 0.0112	0.0003 ± 0.0000	0.0411 ± 0.0098
Concrete	0.0734 ± 0.0023	0.0919 ± 0.0044	0.0559 ± 0.0018	0.0879 ± 0.0070	0.0557 ± 0.0019	0.0874 ± 0.0068	0.0567 ± 0.0019	0.0859 ± 0.0056
Airfoil	0.0924 ± 0.0023	0.0991 ± 0.0029	0.0796 ± 0.0023	0.0906 ± 0.0033	0.0796 ± 0.0025	0.0905 ± 0.0032	0.0735 ± 0.0022	0.0895 ± 0.0051
Yacht	0.0300 ± 0.0021	0.0487 ± 0.0068	0.0125 ± 0.0008	0.0333 ± 0.0082	0.0125 ± 0.0007	0.0330 ± 0.0074	0.0105 ± 0.0007	0.0311 ± 0.0092

TABLE IV: Testing RMSEs of TDNNs trained under different criteria

	MSE	MCC	MMCC	MMKCC
RMSE	0.0427	0.0309	0.0302	0.0277

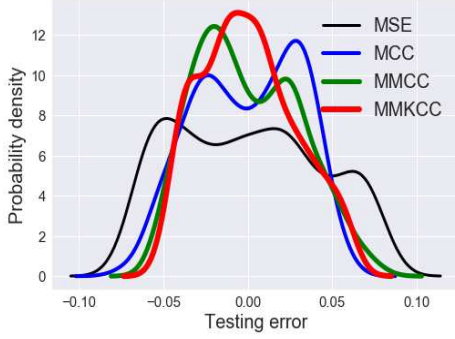


Fig. 5: Testing error PDFs of TDNNs trained under different criteria

time series[41]. The TDNN has a single hidden layer and six nonlinear processing elements in the hidden layer, and its inputs consist of six delayed values. A sigmoid nonlinearity was used in each of the hidden processing elements, while the output processing element was linear. The sequence for training has an additive noise, and the training samples are generated by

$$x(t) = -bx(t-1) + \frac{ax(t-\tau)}{1+x(t-\tau)^{10}} + \rho_t \quad (28)$$

with $b = 0.1$, $a = 0.2$, $\tau = 30$ and $\rho_t \sim 0.45\mathcal{N}(-0.05, 0.05) + 0.45\mathcal{N}(0.05, 0.05) + 0.1\mathcal{N}(0, 0.2)$. The TDNN is trained to predict the next sample of the time series by using six previous samples, with a segment of 200 samples. The trained networks are tested on clean data set (without additive noise) of length 1000. The kernel size of MCC is experimentally set at $\sigma = 2.0$, and the kernel sizes of MMCC are $\sigma_1 = 1.0$, $\sigma_2 = 2.0$, and the mixture coefficient in MMCC is $\alpha = 0.8$. For MMKCC, the finite set Ω_σ is equally spaced over $[0.1, 3.0]$ with step size 0.1. The PDFs of the testing error averaged over 10 Monte Carlo runs are illustrated in Fig.5 and the corresponding testing RMSEs are presented in Table IV. Evidently, the TDNN trained under MMKCC achieves the best performance with the most concentrated error distribution and the lowest RMSE.

VI. CONCLUSION

A new generalized version of correntropy, called multi-kernel correntropy (MKC), was proposed in this study, where the kernel function is a mixture Gaussian kernel with different widths and centers. The original correntropy and the recently proposed mixture correntropy are both special cases of the new definition. Some important properties of the MKC were presented. In addition, a novel approach was proposed to determine the free parameters of MKC when used in supervised learning. The superior performance of the proposed learning method has been confirmed by experimental results of linear regression, nonlinear regression with benchmark datasets and chaotic time series prediction.

REFERENCES

- [1] J.-H. Lin, T. M. Sellke, and E. J. Coyle, "Adaptive stack filtering under the mean absolute error criterion," *IEEE transactions on acoustics, speech, and signal processing*, vol. 38, no. 6, pp. 938–954, 1990.
- [2] E. J. Coyle and J.-H. Lin, "Stack filters and the mean absolute error criterion," *IEEE Transactions on Acoustics, Speech, and Signal Processing*, vol. 36, no. 8, pp. 1244–1254, 1988.
- [3] S.-C. Pei and C.-C. Tseng, "Least mean p-power error criterion for adaptive fir filter," *IEEE Journal on Selected Areas in Communications*, vol. 12, no. 9, pp. 1540–1547, 1994.
- [4] W. Liu, P. Pokharel, and J. Principe, "Error entropy, correntropy and m-estimation," in *2006 16th IEEE Signal Processing Society Workshop on Machine Learning for Signal Processing*. IEEE, 2006, pp. 179–184.
- [5] M. O. Sayin, N. D. Vanli, and S. S. Kozat, "A novel family of adaptive filtering algorithms based on the logarithmic cost," *IEEE Transactions on signal processing*, vol. 62, no. 17, pp. 4411–4424, 2014.
- [6] X. Chen, J. Yang, J. Liang, and Q. Ye, "Recursive robust least squares support vector regression based on maximum correntropy criterion," *Neurocomputing*, vol. 97, pp. 63–73, 2012.

- [7] Y. Feng, X. Huang, L. Shi, Y. Yang, and J. A. Suykens, "Learning with the maximum correntropy criterion induced losses for regression," *Journal of Machine Learning Research*, vol. 16, pp. 993–1034, 2015.
- [8] G. Xu, B.-G. Hu, and J. C. Principe, "Robust c-loss kernel classifiers," *IEEE transactions on neural networks and learning systems*, vol. 29, no. 3, pp. 510–522, 2018.
- [9] M. N. Syed, J. C. Principe, and P. M. Pardalos, "Correntropy in data classification," in *Dynamics of Information Systems: Mathematical Foundations*. Springer, 2012, pp. 81–117.
- [10] A. Singh, R. Pokharel, and J. Principe, "The c-loss function for pattern classification," *Pattern Recognition*, vol. 47, no. 1, pp. 441–453, 2014.
- [11] W. Shi, Y. Gong, X. Tao, and N. Zheng, "Training dcnn by combining max-margin, max-correlation objectives, and correntropy loss for multilabel image classification," *IEEE transactions on neural networks and learning systems*, vol. 29, no. 7, pp. 2896–2908, 2018.
- [12] R. He, B.-G. Hu, W.-S. Zheng, and X.-W. Kong, "Robust principal component analysis based on maximum correntropy criterion," *IEEE Transactions on Image Processing*, vol. 20, no. 6, pp. 1485–1494, 2011.
- [13] N. Zhou, Y. Xu, H. Cheng, Z. Yuan, and B. Chen, "Maximum correntropy criterion based sparse subspace learning for unsupervised feature selection," *IEEE Transactions on Circuits and Systems for Video Technology*, 2017.
- [14] S. Zhao, B. Chen, and J. C. Principe, "Kernel adaptive filtering with maximum correntropy criterion," in *The 2011 International Joint Conference on Neural Networks*. IEEE, 2011, pp. 2012–2017.
- [15] B. Chen, L. Xing, H. Zhao, N. Zheng, and J. C. Principe, "Generalized correntropy adaptive filtering," *IEEE Transactions on Signal Processing*, vol. 64, no. 13, pp. 3376–3387, 2016.
- [16] W. Ma, H. Qu, G. Gui, L. Xu, J. Zhao, and B. Chen, "Maximum correntropy criterion based sparse adaptive filtering algorithms for robust channel estimation under non-gaussian environments," *Journal of the Franklin Institute*, vol. 352, no. 7, pp. 2708–2727, 2015.
- [17] Z. Wu, S. Peng, B. Chen, and H. Zhao, "Robust hammerstein adaptive filtering under maximum correntropy criterion," *Entropy*, vol. 17, no. 10, pp. 7149–7166, 2015.
- [18] Z. Wu, J. Shi, X. Zhang, W. Ma, B. Chen, and I. Senior Member, "Kernel recursive maximum correntropy," *Signal Processing*, vol. 117, pp. 11–16, 2015.
- [19] G. T. Cinar and J. C. Principe, "Hidden state estimation using the correntropy filter with fixed point update and adaptive kernel size," in *Neural Networks (IJCNN), The 2012 International Joint Conference on*. IEEE, 2012, pp. 1–6.
- [20] X. Liu, B. Chen, B. Xu, Z. Wu, and P. Honeine, "Maximum correntropy unscented filter," *International Journal of Systems Science*, vol. 48, no. 8, pp. 1607–1615, 2017.
- [21] W. Liu, P. P. Pokharel, and J. C. Principe, "Correntropy: Properties and applications in non-gaussian signal processing," *IEEE Transactions on Signal Processing*, vol. 55, no. 11, pp. 5286–5298, 2007.
- [22] B. Chen, X. Wang, N. Lu, S. Wang, J. Cao, and J. Qin, "Mixture correntropy for robust learning," *Pattern Recognition*, vol. 79, pp. 318–327, 2018.
- [23] B. Chen, X. Liu, H. Zhao, and J. C. Principe, "Maximum correntropy kalman filter," *Automatica*, vol. 76, pp. 70–77, 2017.
- [24] F. Wang, Y. He, S. Wang, and B. Chen, "Maximum total correntropy adaptive filtering against heavy-tailed noises," *Signal Processing*, vol. 141, pp. 84–95, 2017.
- [25] J. C. Principe, *Information theoretic learning: Renyi's entropy and kernel perspectives*. Springer Science & Business Media, 2010.
- [26] I. Santamaría, C. Pantaleón, L. Vielva, and J. C. Principe, "Adaptive blind equalization through quadratic pdf matching," in *2002 11th European Signal Processing Conference*. IEEE, 2002, pp. 1–4.
- [27] A. R. Heravi and G. A. Hodtani, "A new information theoretic relation between minimum error entropy and maximum correntropy," *IEEE Signal Processing Letters*, vol. 25, no. 7, pp. 921–925, 2018.
- [28] A. Frank and A. Asuncion, "Uci machine learning repository [http://archive.ics.uci.edu/ml]. irvine, ca: University of california," *School of information and computer science*.
- [29] G.-B. Huang, Q.-Y. Zhu, and C.-K. Siew, "Extreme learning machine: theory and applications," *Neurocomputing*, vol. 70, no. 1, pp. 489–501, 2006.
- [30] G.-B. Huang, D. H. Wang, and Y. Lan, "Extreme learning machines: a survey," *International journal of machine learning and cybernetics*, vol. 2, no. 2, pp. 107–122, 2011.
- [31] Y. Miche, A. Sorjamaa, P. Bas, O. Simula, C. Jutten, and A. Lendasse, "Op-elm: optimally pruned extreme learning machine," *IEEE transactions on neural networks*, vol. 21, no. 1, pp. 158–162, 2010.
- [32] J. Tang, C. Deng, and G.-B. Huang, "Extreme learning machine for multilayer perceptron," *IEEE transactions on neural networks and learning systems*, vol. 27, no. 4, pp. 809–821, 2016.
- [33] L. L. C. Kasun, Y. Yang, G.-B. Huang, and Z. Zhang, "Dimension reduction with extreme learning machine," *IEEE Transactions on Image Processing*, vol. 25, no. 8, pp. 3906–3918, 2016.
- [34] Y. Yang and Q. J. Wu, "Multilayer extreme learning machine with subnetwork nodes for representation learning," *IEEE transactions on cybernetics*, vol. 46, no. 11, pp. 2570–2583, 2016.
- [35] Y. Yang, Q. J. Wu, Y. Wang, K. Zeeshan, X. Lin, and X. Yuan, "Data partition learning with multiple extreme learning machines," *IEEE transactions on cybernetics*, vol. 45, no. 8, pp. 1463–1475, 2015.
- [36] Z. Huang, Y. Yu, J. Gu, and H. Liu, "An efficient method for traffic sign recognition based on extreme learning machine," *IEEE transactions on cybernetics*, vol. 47, no. 4, pp. 920–933, 2017.
- [37] M. Hossain, S. Mekhilef, M. Danesh, L. Olatomiwa, and S. Shamshirband, "Application of extreme learning

- machine for short term output power forecasting of three grid-connected pv systems,” *Journal of Cleaner Production*, vol. 167, no. 2, pp. 395–405, 2017.
- [38] G.-B. Huang, H. Zhou, X. Ding, and R. Zhang, “Extreme learning machine for regression and multiclass classification,” *IEEE Transactions on Systems, Man, and Cybernetics, Part B (Cybernetics)*, vol. 42, no. 2, pp. 513–529, 2012.
- [39] H.-J. Xing and X.-M. Wang, “Training extreme learning machine via regularized correntropy criterion,” *Neural Computing and Applications*, vol. 23, no. 7-8, pp. 1977–1986, 2013.
- [40] A. Waibel, T. Hanazawa, G. Hinton, K. Shikano, and K. J. Lang, “Phoneme recognition using time-delay neural networks,” *Backpropagation: Theory, Architectures and Applications*, pp. 35–61, 1995.
- [41] J.-M. Kuo, “Nonlinear dynamic modeling with artificial neural networks,” Ph.D. dissertation, Citeseer, 1993.