

# Learning When-to-Treat Policies

Xinkun Nie                      Emma Brunskill  
xinkun@stanford.edu        ebrun@cs.stanford.edu

Stefan Wager  
swager@stanford.edu

Draft version July 2022

## Abstract

Many applied decision-making problems have a dynamic component: The policy-maker needs not only to choose whom to treat, but also when to start which treatment. For example, a medical doctor may see a patient many times and, at each visit, need to choose between prescribing either an invasive or a non-invasive procedure and postponing the decision to the next visit. In this paper, we develop an “advantage doubly robust” estimator for learning such dynamic treatment rules using observational data under sequential ignorability. We prove welfare regret bounds that generalize results for doubly robust learning in the single-step setting, and show promising empirical performance in several different contexts. Our approach is practical for policy optimization, and does not need any structural (e.g., Markovian) assumptions.

## 1 Introduction

The promise of personalized data-driven decision-making has led to a surge in interest in methods that leverage observational data to help inform how and whom to intervene on (Athey and Wager, 2017; Bertsimas and Kallus, 2014; Dudík, Erhan, Langford, and Li, 2014; Elmachtoub and Grigas, 2017; Kallus and Zhou, 2018; Kitagawa and Tetenov, 2018; Manski, 2004; Swaminathan and Joachims, 2015; Zhang, Tsiatis, Davidian, Zhang, and Laber, 2012; Zhao, Zeng, Rush, and Kosorok, 2012). Any solution to the “policy learning” problem needs to deal with numerous difficulties, including how to incorporate robustness to potential selection bias as well as fairness constraints articulated by stakeholders, and there have been several notable advances that address these difficulties over the past few years.

One limitation of this line of work, however, is that the results cited above all focus on a static setting where a decision-maker only sees each subject once and immediately decides how to treat the subject. In contrast, many problems of applied interest involve a dynamic component whereby the decision-maker makes a series of decisions based on time-varying covariates. In medicine, if a patient has a disease for which all known cures are invasive and have serious side effects, their doctor may choose to monitor disease progression for some time before prescribing one of these invasive treatments. Meanwhile, a health inspector needs to not only choose which restaurants to inspect, but also when to carry out these inspections.

In this paper, we study the problem of learning dynamic when-to-treat policies, where a decision-maker is only allowed to act once, but gets to choose both which action to take and when to perform the action.<sup>1</sup> This setting covers several application areas that have recently been discussed in the literature, including when to start antiretroviral therapy for HIV-positive patients to prevent AIDS while mitigating side effects ([When To Start Consortium, 2009](#)), when to recommend mothers to stop breastfeeding to maximize infants’ health ([Moodie, Platt, and Kramer, 2009](#)), and when to turn off ventilators for intensive care patients to maximize health outcomes ([Prasad et al., 2017](#)).

In developing our approach, we build on recent results on doubly robust static policy learning ([Athey and Wager, 2017](#); [Zhou, Athey, and Wager, 2018](#)), and show how they can be adapted to our dynamic setting without making any structural (e.g., Markovian) assumptions and without compromising computational performance. Throughout this paper, we assume sequential ignorability, meaning that any confounders that affect making a treatment choice at time  $t$  have already been measured by time  $t$ . Sequential ignorability is a widely used generalization of the classical ignorability assumption of [Rosenbaum and Rubin \(1983\)](#) to the dynamic setting ([Hernán, Brumback, and Robins, 2001](#); [Murphy, 2003](#); [Robins, 1986, 2004](#)). We then develop methods that can leverage generic machine learning estimates of various nuisance components (e.g., the propensity of starting treatment in any given state and time) for learning policies with strong utilitarian regret bounds that hold in a nonparametric setting.

Our problem setting is closely related to batch reinforcement learning ([Sutton and Barto, 2018](#)). The types of guarantees we derive, however, are more closely related to results from the static policy learning, in that we derive sharp regret bounds given only nonparametric assumptions using tools from semiparametric statistics. To our knowledge, the reinforcement learning literature has not pursued nor obtained the type of results we achieve here for the problems of off-policy policy learning in a nonparametric setting.

We also note work on optimal stopping motivated by the problem of when to buy or sell an asset. This setting, however, is different from ours in that most of the literature on optimal stopping either works with a known probabilistic model ([Jacka, 1991](#); [Van Moerbeke, 1976](#)), or assumes that we can observe the price evolution of the asset whether or not we purchase it ([Goel, Dann, and Brunskill, 2017](#)). In contrast, we work in a nonparametric setting, and adopt a potential outcomes model in which we only get to observe outcomes corresponding to the sequence of actions we choose to take ([Imbens and Rubin, 2015](#); [Robins, 1986](#)). [Rust \(1987\)](#) considers the descriptive problem of fitting an optimal stopping model to the behavior of a rational agent; this is different from our perspective problem of learning a decision rule that can be used to guide future decisions. We will review the related literature in more detail in [Section 3](#) after first presenting our method below.

## 2 Policy Learning under Sequential Ignorability

### 2.1 Setup and Notation

We work in the following statistical setting. We observe a set of  $i = 1, \dots, n$  independent and identically distributed trajectories generated from some distribution  $\mathbb{P}$  that describe the evolution of subjects over  $T$  time steps. For each subject  $i$ , we observe a vector of

---

<sup>1</sup>We note that the policies of interest in this paper also include when-to-stop policies. By flipping the treatment indicator, it is without loss of generality that we only consider when-to-treat policies.

states  $S^{(i)} \in \mathcal{S}^T$  and actions  $A^{(i)} \in \mathcal{A}^T$ , as well as a final outcome  $Y^{(i)} \in \mathbb{R}$ .<sup>2</sup> For each  $t = 1, \dots, T$ ,  $S_t^{(i)}$  denotes the state of the subject at time  $t$  and  $A_t^{(i)}$  denotes the action taken. We write the set of possible actions as  $\mathcal{A} = \{0, 1, \dots, K\}$ , and let  $A_t = 0$  denote no action (i.e., no treatment assignment) at time  $t$ . For notational convenience, we denote  $S_{t_1:t_2}^{(i)} := \{S_{t_1}^{(i)}, \dots, S_{t_2}^{(i)}\}$ , and we similarly define  $A_{t_1:t_2}^{(i)}$ . We write the relevant generalization of the propensity score as  $e_{t,a}(s_{1:t}) = \mathbb{P}[A_t = a \mid S_{1:t} = s_{1:t}, A_{1:(t-1)} = 0]$ , and we assume the outcome has bounded support, i.e.  $Y \leq M$  almost surely for some constant  $M$ .

We formulate causal effects in terms of potential outcomes (Neyman, 1923; Robins, 1986; Rubin, 1974). For any set of actions  $a \in \mathcal{A}^T$ , we posit potential outcomes  $Y^{(i)}(a_{1:T})$  and  $S_t^{(i)}(a_{1:(t-1)})$  corresponding to the outcome and state values we would have obtained for subject  $i$  had we assigned treatment sequence  $a$ . In order to identify causal effects, we make the standard assumptions of sequential ignorability, consistency and overlap (Hernán, Brumback, and Robins, 2001; Murphy, 2003; Robins, 1986, 2004).

**Assumption 1** (Sequential Ignorability).  $\{Y(A_{1:(t-1)}, a_{t:T}), S_{t'}(A_{1:(t-1)}, a_{t:(t-1)})\}_{t'=t}^T \perp\!\!\!\perp A_{t:T} \mid \mathcal{F}_t$  for all  $t = 1, \dots, T$ .

**Assumption 2** (Consistency of potential outcomes).  $Y^{(i)} = Y^{(i)}(A_{1:T}^{(i)})$  and  $S_t^{(i)} = S_t^{(i)}(A_{1:(t-1)}^{(i)})$ .

**Assumption 3** (Overlap). There are constants  $\eta, \eta_0 > 0$  such that, for all  $t = 1, \dots, T$  and  $s_{1:t} \in \mathcal{S}^t$ , the following hold:  $e_{t,a}(s_{1:t}) > \eta/T$  for all  $a \in \mathcal{A} \setminus \{0\}$  and  $e_{t,0}(s_{1:t}) > 1 - \eta_0/T$ .

Note that, in Assumption 3, we scale the overlap parameters  $\eta$  and  $\eta_0$  with the number of time periods  $T$ , and also impose separate lower bounds on the probability of starting treatment and the probability of continuing with no treatment assignment in any given time period (to make sure that we observe some trajectories for which treatment starts late or never). Because of Assumption 1, the probability of choosing an action depends on the observed history, i.e. for  $k \in \mathcal{A}$ ,

$$\mathbb{P}[A_t = k \mid S_{1:t}, A_{1:(t-1)}, \{Y(a_{1:T}), S_{t'}(a_{1:(t-1)})\}_{a,t'}] = \mathbb{P}[A_t = k \mid S_{1:t}, A_{1:(t-1)}] \quad (1)$$

We define the filtration  $\mathcal{F}_1 \subseteq \mathcal{F}_2 \subseteq \dots \subseteq \mathcal{F}_{T+1}$ , where  $\mathcal{F}_t = \sigma(S_{1:t}, A_{1:t-1})$  has information available at time  $t$  for  $t = 1, \dots, T$ , and  $\mathcal{F}_{T+1} = \sigma(S_{1:T}, A_{1:T}, Y)$  also has information on the final outcome.

A policy  $\pi$  is a mapping that, for each time  $t = 1, \dots, T$ , maps time- $t$  observables to an action:  $\pi_t : \prod_{i=1}^t \mathcal{S} \times \prod_{i=1}^{t-1} \mathcal{A} \rightarrow \mathcal{A}$  such that  $\pi_t$  is  $\mathcal{F}_t$ -measurable; then  $\pi := \{\pi_t\}_{t=1}^T$ . Recall that we focus on when-to-treat type rules, meaning that the decision-maker only gets to act once by starting a non-0 treatment regime at the time of their choice. For example, if  $K = 3$  and  $T = 5$ , then the decision-maker may choose for instance to start treatment option #2 at time  $t = 4$ , resulting in a trajectory  $A = (0, 0, 0, 2, 2)$ . For conciseness, we write  $\tau_\pi = \inf\{t : A_t \neq 0\}$  for the time at which  $\pi$  chooses to act, and  $W_\pi = A_{\tau_\pi}$  for the action taken. When  $\pi$  chooses to never start treating, we write  $\tau_\pi = T + 1$  and  $W_\pi = 0$ . Note that  $\tau_\pi$  and  $W_\pi$  are both  $\mathcal{F}_{\tau_\pi}$ -measurable.

Following Murphy (2005), we let  $f_t(S_t \mid S_{1:(t-1)}, A_{1:(t-1)})$  be the conditional density for state transitions at time  $t$ . Given (1), we can further define the distribution function for

<sup>2</sup>We note that it is without loss of generality that we assume the outcome  $Y^{(i)}$  is only observed at the end of a trajectory, since intermediate outcomes/rewards can be incorporated as part of the state representation.

trajectories  $(s_{1:T}, a_{1:T})$

$$f(s, a) = \prod_{t=1}^T f_t(s_t | s_{1:(t-1)}, a_{1:(t-1)}) \mathbb{P}[A_t = a_t | s_{1:t}, a_{1:(t-1)}]. \quad (2)$$

We denote the expectation with respect to the above distribution as  $\mathbb{E}$ . Similarly, we define the distribution of a trajectory under policy  $\pi$  as

$$f(s, a; \pi) \propto \prod_{t=1}^T f_t(s_t | s_{1:(t-1)}, a_{1:(t-1)}) \mathbb{1}_{a_t = \pi_t(s_{1:t}, a_{1:(t-1)})}. \quad (3)$$

and we use  $\mathbb{E}_\pi$  to denote the expectation with respect to the distribution above. Define  $V_\pi := \mathbb{E}_\pi[Y] = \mathbb{E}[Y(\pi_1(S_1), \pi_2(S_{1:2}, A_1), \dots, \pi_T(S_{1:T}, A_{1:(T-1)}))]$  to be the value of the policy  $\pi$ , i.e. the expected outcome  $Y$  with actions  $A_t$  chosen according to  $\pi$  such that  $A_t = \pi(S_{1:t}, A_{1:(t-1)})$  for all  $t = 1, \dots, T$ . We further define the conditional value function

$$\mu_{\pi,t}(s_{1:t}, a_{1:t-1}) = \mathbb{E}_\pi[Y | S_{1:t} = s_{1:t}, A_{1:t-1} = a_{1:t-1}], \quad (4)$$

and the  $Q$ -function

$$Q_{\pi,t}(s_{1:t}, a_{1:t}) = \mathbb{E}_\pi[Y | S_{1:t} = s_{1:t}, A_{1:t} = a_{1:t}]. \quad (5)$$

For any class  $\Pi$ , we write the optimal value function as  $V^* = \sup_{\pi \in \Pi} V_\pi$ , and define the regret of any other policy  $\pi \in \Pi$  as  $R(\pi) = V^* - V_\pi$  (Manski, 2004).

Given this setting, our goal is to learn the best policy from a predefined policy class  $\Pi$  to minimize regret. Our main result is a method for learning a policy  $\hat{\pi} \in \Pi$  along with a bound on its regret  $R(\hat{\pi})$ .

## 2.2 Existing Methods

In the static setting, a popular approach to policy learning starts by first providing an estimate  $\hat{V}_\pi$  for the value  $V_\pi$  of each feasible policy  $\pi \in \Pi$ , and then sets  $\hat{\pi} = \operatorname{argmax}\{\hat{V}_\pi : \pi \in \Pi\}$  (e.g., Athey and Wager, 2017; Kitagawa and Tetenov, 2018; Manski, 2004; Swaminathan and Joachims, 2015; Zhang, Tsiatis, Davidian, Zhang, and Laber, 2012). At a high level our goal is to pursue the same strategy, but now in a dynamic setting. The challenge is then to find a robust estimate  $\hat{V}_\pi$  that behaves well when optimized over a policy class  $\Pi$  of interest—both statistically and computationally.

Perhaps the most straightforward approach to estimating  $V_\pi$  starts from inverse propensity weighting as used in the context of marginal structural modeling (Robins, Hernán, and Brumback, 2000; Precup, 2000). Given sequential ignorability, we can write inverse propensity weights  $\gamma_t^{(i)}(\pi)$  for any policy  $\pi$  recursively as follows, resulting in a value estimate

$$\hat{V}_\pi^{\text{IPW}} = \frac{1}{n} \sum_{i=1}^n \gamma_T^{(i)}(\pi) Y^{(i)}, \quad \gamma_t^{(i)}(\pi) = \frac{\gamma_{t-1}^{(i)} \mathbb{1}\left(\left\{A_t^{(i)} = \pi(S_{1:t}^{(i)}, A_{1:t-1}^{(i)})\right\}\right)}{\mathbb{P}\left[A_t^{(i)} = \pi(S_{1:t}^{(i)}, A_{1:t-1}^{(i)}) | S_{1:t}^{(i)}, A_{1:t-1}^{(i)}\right]}, \quad (6)$$

or the normalized alternative  $\hat{V}_\pi^{\text{WIPW}} = \sum_{i=1}^n \gamma_T^{(i)}(\pi) Y^{(i)} / \sum_{i=1}^n \gamma_T^{(i)}(\pi)$ . The functional form of  $\hat{V}_\pi^{\text{IPW}}$  makes it feasible to optimize this value estimate over a pre-specified policy class  $\pi \in \Pi$  (e.g., via a grid-search or mixed integer programming). By Assumptions 1, 2

and 3, IPW is consistent if the treatment probabilities are known a-priori, and by uniform concentration arguments following Kitagawa and Tetenov (2018), the regret of the policy  $\hat{\pi}$  learned by maximizing  $\hat{V}_\pi^{\text{IPW}}$  over  $\pi \in \Pi$  decays as  $1/\sqrt{n}$  if  $\Pi$  is not too large (e.g.  $\Pi$  is a VC-class).

While inverse propensity weighting is a simple and transparent approach to estimating  $V_\pi$ , it has several limitations. In observational studies treatment probabilities need to be estimated from data, and it is known that the variant of (6) with estimated weights  $\hat{\gamma}_t^{(i)}(\pi)$  can perform poorly with even mild estimation error (see, e.g., Liu et al., 2018b). Furthermore, for any policy  $\pi$  considered, the IPW value estimator only uses trajectories that match the policy  $\pi$  exactly, which can make policy learning sample-inefficient. Finally, IPW is known to be unstable when treatment propensities get small, and this difficulty is exacerbated in the multi-period setting as the probability of observing any specific trajectory decays. In the static policy learning setting, related considerations led several authors to recommend against inverse propensity weighted policy learning and to develop new methods that were found to have stronger properties both in theory and in practice (Athey and Wager, 2017; Dudík, Erhan, Langford, and Li, 2014; Kallus, 2018; Zhang, Tsiatis, Davidian, Zhang, and Laber, 2012; Zhou, Mayer-Hamblett, Khan, and Kosorok, 2017).

Another approach to estimating  $V_\pi$  is using a doubly robust estimator as follows (Jiang and Li, 2016; Thomas and Brunskill, 2016; Zhang, Tsiatis, Laber, and Davidian, 2013)

$$\hat{V}_\pi^{\text{DR}} = \frac{1}{n} \sum_{i=1}^n \left( \hat{\gamma}_T^{(i)}(\pi) Y^{(i)} - \sum_{t=1}^T \left( \hat{\gamma}_t^{(i)}(\pi) - \hat{\gamma}_{t-1}^{(i)}(\pi) \right) \hat{\mu}_\pi \left( S_{1:t}^{(i)}, A_{1:t-1}^{(i)} \right) \right), \quad (7)$$

where  $\hat{\mu}_\pi(\cdot)$  is an estimate of  $\mu_\pi(\cdot)$ , the expected value following policy  $\pi$  conditionally on the history up to time  $t$  as defined in the previous subsection. This estimator generalizes the well known augmented inverse propensity weighted estimator of Robins, Rotnitzky, and Zhao (1994) beyond the static case. The doubly robust estimator (7) is consistent if either the propensity weights  $\{\hat{\gamma}_t(\cdot)\}_{t=1}^T$  or the conditional value estimates  $\hat{\mu}_\pi(\cdot)$  are consistent.

From an optimization point of view, however, a major limitation of (7) is that evaluating a given policy  $\pi$  requires nuisance components estimates  $\hat{\mu}_\pi(\cdot)$  that are specific to the policy under consideration. This makes policy learning by optimizing  $\hat{V}_\pi^{\text{DR}}$  problematic for several reasons. Computationally, maximizing  $\hat{V}_\pi^{\text{DR}}$  for all  $\pi$  in a non-trivial set  $\Pi$  would require solving a multitude of non-parametric dynamic programming problems. Meanwhile, statistically, standard regret bounds for policy learning rely crucially on the fact that  $\hat{V}_\pi$  is continuous in  $\pi$  in an appropriate sense, meaning that two policies are taken to have similar values if they make similar recommendations in almost all cases (see, e.g., Athey and Wager, 2017). But, if  $\hat{\mu}_\pi(\cdot)$  is learned separately for each  $\pi$ , we have no strong reason to believe that two similar policies would necessarily have similar value function estimates.

### 2.3 Advantage Doubly Robust Policy Learning

The goal of this paper is to develop a new method for learning when-to-treat policies that addresses the shortcomings of both inverse propensity weighting and the doubly robust method discussed above. Our main proposal, the Advantage Doubly Robust (ADR) estimator, uses an outcome regression like the doubly robust estimator (7) to stabilize and robustify its value estimates. However, unlike the estimator (7) which needs to use different outcome regressions  $\hat{\mu}_\pi(\cdot)$  to evaluate each different policy  $\pi$ , ADR only has “universal” nuisance components that do not depend on the policy being estimated, leveraging the when-to-treat

(or when-to-stop) structure of the domain. Throughout this paper, we will find that this universality property enables us to both effectively optimize our value estimates to learn policies and to prove robust utilitarian regret bounds.

The motivation for our approach starts from an “advantage decomposition” presented below. First, define

$$\begin{aligned}\mu_{now,k}(s_{1:t}, t) &:= \mathbb{E} [Y \mid S_{1:t} = s_{1:t}, A_{1:t-1} = 0, A_t = k], \\ \mu_{next,k}(s_{1:t}, t) &:= \mathbb{E} [Y \mid S_{1:t} = s_{1:t}, A_{1:t} = 0, A_{t+1} = k],\end{aligned}\tag{8}$$

which measure the conditional value of a policy that starts treatment  $k$  either now or in the next time period, given that we have not yet started any treatment so far. Note that, for any when-to-treat policy  $\pi$  as considered in this paper, the expectations in (8) do not depend on  $\pi$  because the conditioning specifies all actions from time  $t = 1$  to  $T$ . Given policies  $\pi, \pi' \in \Pi$ , define  $\Delta(\pi, \pi') = V_\pi - V_{\pi'}$  to be the difference in value of the two policies. Denote the never treating-policy by  $\mathbf{0}$ . Then, a result from [Kakade \(2003, Chapter 5\)](#) and [Murphy \(2005\)](#) yields the following:

**Lemma 1.** *For any when-to-treat policy  $\pi$ ,*

$$\Delta(\pi, \mathbf{0}) = \mathbb{E}_{\mathbf{0}} \left[ \sum_{t=\tau_\pi}^T \mu_{now, W_\pi}(S_t, t) - \mu_{next, W_\pi}(S_t, t) \right],$$

where, as discussed in [Section 2.1](#),  $\tau_\pi$  is the time at which  $\pi$  starts treating and  $W_\pi$  is the action taken.

In [Lemma 1](#), first note that the expectation is taken with respect to the never-treating policy  $\mathbf{0}$ . To effectively use this decomposition for estimation, we need the following lemma, the proof of which follows immediately from [Lemma 1](#) with a change of measure. Recall that  $e_{t,a}(s_{1:t}) = \mathbb{P} [A_t = a \mid S_{1:t} = s_{1:t}, A_{1:t-1} = 0]$  denotes the propensity of starting treatment  $a$  assuming a never-treating history up to time  $t$ .

**Lemma 2.** *Given a policy  $\pi \in \Pi$ , under [Assumption 1, 2 and 3](#),*

$$\Delta(\pi, \mathbf{0}) = \mathbb{E} \left[ \sum_{t=1}^T \mathbb{1}_{t \geq \tau_\pi} \frac{\mathbb{1}_{A_{1:t-1}=0}}{\prod_{t'=1}^{t-1} e_{t',0}(S_{1:t'})} (\mu_{now, W_\pi}(S_{1:t}, t) - \mu_{next, W_\pi}(S_{1:t}, t)) \right].\tag{9}$$

This representation (9) is at the core of our approach, as it decomposes the relative value of any given policy  $\pi$  in comparison to that of the never-treating policy  $\mathbf{0}$  into a sum of “local advantages”. For any  $t$ , the local advantage

$$\delta_{local,k}(s_{1:t}, t) := \mu_{now,k}(s_{1:t}, t) - \mu_{next,k}(s_{1:t}, t)\tag{10}$$

is the relative advantage of starting treatment  $k$  at  $t$  versus at  $t + 1$  given the the state history  $s_{1:t}$ . The upshot is that the specification of these local advantages does not depend on which policy we are evaluating, so if we get a handle on quantities  $\delta_{local,k}(s_{1:t}, t)$  for all  $s$  and  $t$ , we can use (9) to evaluate any policy  $\pi$ .

Note that the quantity defined in (10) can be seen as a specific treatment effect, namely the effect of starting treatment  $k$  at time  $t$  versus  $t + 1$  among all trajectories that were in state  $s_{1:t}$  at time  $t$  and started treatment  $k$  in either time  $t$  or  $t + 1$ . Given this observation, we propose turning (9) into a feasible estimator by replacing all instances of the unknown

regression surfaces  $\delta_{local,k}(s_{1:t}, t)$  with doubly robust scores analogous to those used for augmented inverse propensity weighting in the static case (Robins and Rotnitzky, 1995).

More specifically, we propose the following 3-step policy learning algorithm, outlined as Algorithm 1. We call our approach the Advantage Doubly Robust (ADR) estimator, because it replaces local advantages (10) with appropriate doubly robust scores (12) when estimating  $\Delta(\pi, \mathbf{0})$ . In the first estimation step in Algorithm 1, we employ cross-fitting where we divide the data into  $Q$  folds, and only use the  $Q - 1$  folds that a sample trajectory does not belong to to learn the estimates of its nuisance components; we use superscript  $-q(i)$  on a predictor to denote using trajectories of all folds excluding the fold that the  $i$ -th trajectory belongs to in training a predictor.<sup>3</sup> Finally we note that, in addition to the treatment propensities  $e_{t,a}(s_{1:t})$ , our approach requires us to estimate “delayed action propensities”  $e_{t+,a}(S_{1:t}) = \mathbb{P}[A_t = 0, A_{t+1} = a \mid S_{1:t}, A_{1:t-1} = 0]$ .

**Algorithm 1: Advantage Doubly Robust (ADR) Estimator**

- 1 First, estimate the outcome models  $\mu_{now,k}(\cdot)$ ,  $\mu_{next,k}(\cdot)$ , as well as treatment propensities  $e_{t,a}(s_{1:t})$  and “delayed action propensities”  $e_{t+,a}(S_{1:t})$  with cross fitting using any supervised learning method tuned for prediction accuracy.
- 2 Second, given these nuisance component estimates, we construct value estimates

$$\hat{\Delta}(\pi, \mathbf{0}) = \frac{1}{n} \sum_{i=1}^n \sum_{t=1}^T \mathbb{1}_{t \geq \tau_\pi} \frac{\mathbb{1}_{A_{1:t-1}^{(i)}=0}}{\prod_{t'=1}^{t-1} \hat{e}_{t',0}^{-q(i)}(S_{1:t'})} \hat{\Psi}_{t,W_\pi}(S_{1:t}^{(i)}) \quad (11)$$

for each policy  $\pi \in \Pi$ , where the relevant doubly robust score is

$$\begin{aligned} \hat{\Psi}_{t,k}(S_{1:t}^{(i)}) &= \hat{\mu}_{now,k}^{-q(i)}(S_{1:t}^{(i)}, t) - \hat{\mu}_{next,k}^{-q(i)}(S_{1:t}^{(i)}, t) \\ &\quad + \mathbb{1}_{A_t^{(i)}=k} \frac{Y^{(i)} - \hat{\mu}_{now,k}^{-q(i)}(S_{1:t}^{(i)}, t)}{\hat{e}_{t,k}^{-q(i)}(S_{1:t}^{(i)})} \\ &\quad - \mathbb{1}_{A_t^{(i)}=0} \mathbb{1}_{A_{t+1}^{(i)}=k} \frac{Y^{(i)} - \hat{\mu}_{next,k}^{-q(i)}(S_{1:t}^{(i)}, t)}{\hat{e}_{t+,k}^{-q(i)}(S_{1:t}^{(i)})}. \end{aligned} \quad (12)$$

- 3 Finally, we learn the optimal policy by setting  $\hat{\pi} = \operatorname{argmax}_{\pi \in \Pi} \hat{\Delta}(\pi, \mathbf{0})$ .

The main strength of this procedure relative to existing doubly robust approaches discussed above (Jiang and Li, 2016; Thomas and Brunskill, 2016; Zhang, Tsiatis, Laber, and Davidian, 2013) is that ADR can evaluate any stopping policy using universal scores  $\hat{\Psi}_{t,k}(\cdot)$  that do not depend on  $\pi$ , thus making the ADR estimator is practical for policy optimization. The specific policy  $\pi$  we are evaluating only enters into (11) by specifying which doubly robust scores we should sum over. In particular, the number of nuisance components we need to learn in the first step of the ADR procedure scales linearly with the horizon  $T$ , but not with the complexity of the policy class  $\Pi$ .

By constructing doubly robust scores  $\hat{\Psi}_{t,k}(\cdot)$ , the ADR estimator benefits from certain

<sup>3</sup>The idea of cross-fitting has gained growing popularity recently to reduce the effect of own-observation bias and to enable results on semiparametric rates of convergence using generic nuisance component estimates (Athey and Wager, 2017; Chernozhukov et al., 2016a; Schick, 1986).

doubly robust properties; however, it is not doubly robust in the usual sense, e.g. we do not robustly correct for the change of measure used to get from the representation in Lemma 1 to the one in Lemma 2. We discuss the asymptotic behavior of our method in Section 4, and find it to achieve optimal rates of convergence if either the inverse propensity weights needed to carry out the change of measure in Lemma 2 are known a-priori or, qualitatively, if the local advantages are reasonably small relative to the signal strength. In our experiments, we learn all the nuisance components in the first step with nonparametric regression methods (e.g. boosting, lasso, a deep net, etc.), and then optimize for the best in-class policy by performing a grid search over the parameters that define the policies in a policy class of interest.

### 3 Related Works

The problem of learning optimal dynamic sequential decision rules is also called learning dynamic optimal regimes (Murphy, 2003; Robins, 2004), adaptive strategies (Lavori and Dawson, 2000), or batch off-policy policy learning in the reinforcement learning (RL) literature (Sutton and Barto, 2018). There are a few predominant approaches: the G-estimation procedure (Robins, 1989; Robins et al., 1992) learns the Structural Nested Mean Models (SNMM) (Robins, 1994) which model the difference in the marginal outcome functions directly. See also Robins (2004); Moodie, Richardson, and Stephens (2007); Murphy (2003); Vansteelandt, Joffe, et al. (2014) for a further discussion. Orellana et al. (2006) and van der Laan and Petersen (2007) proposed the dynamic marginal structural models (MSM) to model the marginal outcome function directly. Under MSM, Robins (1986) proposed using the G-computation, which is a maximum likelihood approach for solving the MSM; Robins, Hernán, and Brumback (2000) and Precup (2000) proposed using the inverse propensity weighting (IPW) approach. Unlike G-estimation or G-computation, we focus on policy learning instead of structural parameter estimation, and our proposed approach ADR is more data efficient and robust compared to IPW. Finally, Q-learning<sup>4</sup> (Watkins and Dayan, 1992) and the closely related fitted-Q iteration algorithm model the optimal marginal outcome  $Q$  functions directly and seek to evaluate the optimal policy by stagewise backwards regression (Ernst et al., 2005; Murphy, 2005; Prasad et al., 2017). Our work focuses on finding the best in-class policy in a pre-defined policy class, whereas fitted-Q iteration focuses on finding the best policy by learning  $Q$  functions associated with the optimal policy, which might not fall into the predefined policy class. The two approaches are complementary, and the ADR estimator shines when there are predefined structural constraints on the policy class (e.g. for ease of interpretability, budget constraints, etc.). We note that the fitted-Q iteration algorithm can be adapted to learn the value of an arbitrary policy by learning the  $Q$  functions associated with this policy. However, this makes optimization over a policy class intractable, as we would need to estimate separate  $Q$  functions for each policy in the class. For more discussion on the comparison of the existing approaches, see Chakraborty and Moodie (2013); Moodie et al. (2007); Robins et al. (2008); Vansteelandt et al. (2014).

Considerable progress has been made in learning good models for the value functions and combining them with propensity models in doubly robust forms. On the RL side, there has been extensive work focused on learning good models (Farajtabar et al., 2018; Hanna

---

<sup>4</sup>The fitted-Q iteration algorithm in reinforcement learning is a batch algorithm, and is also called Q-learning in the causal inference and biostatistics literature. This is not to be confused with Q-learning in the reinforcement learning literature, which is an online-version of the batch-mode fitted-Q algorithm.



et al., 2017; Liu et al., 2018b). Guo et al. (2017) focus on reducing the mean-squared error in policy evaluation in long horizon settings. Ernst et al. (2005) and Ormoneit and Sen (2002) study approximating the Bellman operator using empirical estimates with kernel averagers, and Haskell et al. (2016) focuses on the case with discrete state spaces. Recently Doroudi et al. (2017) has shown that learning high-quality and fair policy decisions is nontrivial from inverse propensity weighting based policy evaluation methods. Adaptions of actor-critic (Degris et al., 2012) and Gaussian processes (Schulam and Saria, 2017) have been proposed for the off-policy setting as well. Finally, there has been a line of work that builds doubly-robust estimators that combines the model based estimators with inverse propensity weighting based estimates to improve robustness (Dudík, Langford, and Li, 2011; Jiang and Li, 2016; Liu, Wang, Kosorok, Zhao, and Zeng, 2018c; Thomas and Brunskill, 2016; Zhang, Tsiatis, Laber, and Davidian, 2013; Zhao, Zeng, Laber, Song, Yuan, and Kosorok, 2014). We note that the closest works to ours are Jiang and Li (2016), Thomas and Brunskill (2016) and Zhang, Tsiatis, Laber, and Davidian (2013), with the key difference that our proposal has universal scores and nuisance components for all policies in a policy class, and thus is practical for policy optimization, whereas it is unclear yet if this is possible for generic Markov Decision Process settings considered in these works.

Among prior work from the RL community that directly tries to learn an optimal value function and policy, formal bounds on the optimality of the resulting policy tend to require that the true value function is realizable by the regressor function used to model the value function in order to obtain good rates and consistent estimators (e.g., Chen and Jiang, 2019; Le, Voloshin, and Yue, 2019; Munos and Szepesvári, 2008). Such results also require a bound on the concentratability coefficient (Munos, 2003), which measures the ratio of the state action distribution of a policy to the state-action distribution under the behavior policy, for any behavior policy (e.g., Chen and Jiang, 2019; Le, Voloshin, and Yue, 2019; Munos and Szepesvári, 2008) – this can be viewed as a similar analogue to the covering requirements in our Assumption 3. To our knowledge, there are no regret bounds on batch direct policy search and optimization: recent work provides convergence guarantees for batch policy gradient, but no regret bounds (Liu et al., 2019).

In the special case of offline policy learning in a single timestep where a policy only needs to decide whether to treat a subject but not *when*, substantial progress has been made in how to derive an optimal regret and performing optimization in finding the optimal policy (Athey and Wager, 2017; Kallus and Zhou, 2018; Kitagawa and Tetenov, 2018; Swaminathan and Joachims, 2015; Zhang, Tsiatis, Davidian, Zhang, and Laber, 2012; Zhao, Zeng, Rush, and Kosorok, 2012; Zhou, Athey, and Wager, 2018; Zhou, Mayer-Hamblett, Khan, and Kosorok, 2017). In particular, Kitagawa and Tetenov (2018) establishes a lower bound  $\Omega(1/\sqrt{n})$  on learning the regret in the case of binary treatment. Athey and Wager (2017) and Zhou et al. (2018) show a matching upperbound assuming the nuisance components can be learned at a much slower rate in the settings where the treatment consists of binary actions and multiple actions respectively. Extending this line of result to sequential multi-step settings is nontrivial for several reasons: First, it is unclear how to optimize efficiently across all policies in a policy class, especially given the increasing complexity with long horizons. Second, the regret results used in Athey and Wager (2017) and Zhou et al. (2018) rely on a chaining argument in which the special form of the estimator ensures values of policies close to each other is close. It is not obvious whether existing doubly-robust estimators in the sequential settings (e.g., Thomas and Brunskill, 2016; Zhang, Tsiatis, Laber, and Davidian, 2013) have such a form.

We note that there is a vast literature in optimal stopping (Goel et al., 2017; Jacka,

1991; Mordecki, 2002; Van Moerbeke, 1976). In optimal stopping, the treatment choices are binary, i.e. whether to stop or not, and the goal is to optimize for a policy for when to start or stop a treatment. In our setup, we assume multiple treatment actions are allowed. Many existing works in optimal stopping (e.g. in finance) focus on the setup where a generator is available for the system dynamics, or the full potential outcomes are available in the training data. In our setup, we assume neither, and the policies of interest only make treatment decisions given data observed thus far.

The problem of learning optimal decision rules is also closely related to learning heterogeneous treatment effects (Athey and Imbens, 2016; Athey, Tibshirani, Wager, et al., 2019; Chen, 2007; Künzel, Sekhon, Bickel, and Yu, 2019; Nie and Wager, 2017; Wager and Athey, 2017). In both problems, the goal is to learn individualized treatment effect and decision rules, but the type of estimands differ in that instead of learning a nonparametric function of the treatment effects, here we learn decision rules in a policy class.

Finally, we note that while we focus on the finite horizon setting, there is a large literature in policy evaluation in the infinite horizon setting (see Antos et al. (2008a,b); Liu et al. (2018a); Luckett et al. (2019); Munos and Szepesvári (2008) and references therein), and in the online setting (see Shah and Xie (2018) and references therein). Both cases are considerably different from ours and are beyond the scope of this work.

In this paper, we focus on the problem of making treatment decisions once and for all and with multiple actions at the decision point, which we note is a strict generalization of the setting in Zhou et al. (2018). We propose an advantage doubly robust estimator that draws upon the semiparametrics and orthogonal moments literature (Belloni et al., 2014; Chernozhukov et al., 2016a; Newey, 1994; Robins and Rotnitzky, 1995; Scharfstein et al., 1999). There is also a growing number of existing works that have applied orthogonal moments construction to policy evaluation (Belloni et al., 2017; Chernozhukov et al., 2016b; Kallus, 2018).

Finally, our proposed estimator heavily relies on an advantage decomposition in Murphy (2005). Murphy (2005) focuses on the generalization error on a variant of Q-learning, and we turn such a decomposition into a practical and efficient estimator for learning policy values.

## 4 Asymptotics

In this section, we study large-sample behavior of the advantage doubly robust estimator proposed in Section 2.3 for policy learning over a class  $\Pi$ . As is now standard in the literature (e.g., Athey and Wager, 2017; Kitagawa and Tetenov, 2018; Manski, 2004; Swaminathan and Joachims, 2015), our main goal is to prove a bound on the utilitarian regret  $R$  of the learned policy  $\hat{\pi}$ , where

$$R(\hat{\pi}) = \sup \{V(\pi) : \pi \in \Pi\} - V(\hat{\pi}). \quad (13)$$

In order to do so, we follow the high-level proof strategy taken by Athey and Wager (2017) for studying static doubly robust policy learning: We first consider the behavior of an “oracle” learner who runs our procedure but with perfect estimates of the nuisance components  $\mu_{now,k}(\cdot)$ ,  $\mu_{next,k}(\cdot)$ ,  $e_{t,k}(\cdot)$  and  $e_{t+,k}(\cdot)$ , then we couple the behavior of our feasible estimator that uses estimated nuisance components with this oracle.

Following this outline, recall that our approach starts by estimating the policy value difference  $\Delta(\pi, \mathbf{0})$  between deploying policy  $\pi$  and the never treating policy  $\mathbf{0}$ . The oracle

variant of our estimator  $\widehat{\Delta}(\pi, \mathbf{0})$  is then

$$\tilde{\Delta}(\pi, \mathbf{0}) = \frac{1}{n} \sum_{i=1}^n \sum_{t=1}^T \mathbb{1}_{t \geq \tau_\pi} \frac{\mathbb{1}_{A_{1:t-1}^{(i)}=0}}{\prod_{t'=1}^{t-1} e_{t',0}(S_{1:t'})} \tilde{\Psi}_{t,W_\pi}(S_{1:t}^{(i)}), \quad (14)$$

where

$$\begin{aligned} \tilde{\Psi}_{t,k}(S_{1:t}^{(i)}) &= \mu_{now,k}(S_{1:t}^{(i)}, t) - \mu_{next,k}(S_{1:t}^{(i)}, t) \\ &\quad + \mathbb{1}_{A_t^{(i)}=k} \frac{Y^{(i)} - \mu_{now,k}(S_{1:t}^{(i)}, t)}{e_{t,k}(S_{1:t}^{(i)})} \\ &\quad - \mathbb{1}_{A_t^{(i)}=0} \mathbb{1}_{A_{t+1}^{(i)}=k} \frac{Y^{(i)} - \mu_{next,k}(S_{1:t}^{(i)}, t)}{e_{t+,k}(S_{1:t}^{(i)})}. \end{aligned} \quad (15)$$

We name Equation (14) the *oracle* estimator since we assume  $\mu_{now,k}$ ,  $\mu_{next,k}$ ,  $e_{t,k}$ ,  $e_{t+,k}$  for  $t = 1, \dots, T$  and  $k = 0, 1, \dots, K$  take ground-truth values in Equation (15).

Because the nuisance components in (14) are known a-priori, we can use a standard central limit theorem argument to verify the following:

**Lemma 3.** *Suppose that Assumptions 1, 2, and 3 hold,*

$$\begin{aligned} \sqrt{n}(\tilde{\Delta}(\pi, \mathbf{0}) - \Delta(\pi, \mathbf{0})) &\Rightarrow \mathcal{N}(0, \Omega_\pi), \\ \text{where } \Omega_\pi &= \text{Var} \left[ \sum_{t=1}^T \mathbb{1}_{t \geq \tau_\pi} \frac{\mathbb{1}_{A_{1:t-1}^{(i)}=0}}{\prod_{t'=1}^{t-1} e_{t',0}(S_{1:t'})} \tilde{\Psi}_{t,W_\pi}(S_{1:t}^{(i)}) \right]. \end{aligned} \quad (16)$$

Next, we show that the rate of convergence suggested by (16) is in fact uniform over the whole class  $\Pi$  under appropriate bounded entropy conditions, thus enabling a regret bound for the oracle learner that gets to optimize (14).

We start by introducing a few more notations. Let  $H = \{S_{1:T}, A_{1:T}\}$  be the entire history of a trajectory. For ease of regret analysis, we redefine policy  $\pi$  as a mapping from  $H$  to a length  $KT + 1$  vector of all zeros except for an indicator 1 at one position in the probability simplex  $\Delta^{KT+1}$ , i.e.

$$\pi : \mathcal{S}^T \mathcal{A}^T \rightarrow \Delta^{KT+1}. \quad (17)$$

For all  $1 \leq t \leq T$  and  $1 \leq k \leq K$ , having an indicator 1 at the  $(K(t-1) + k)$ -th position corresponds to policy  $\pi$  starting  $k$ -th treatment at time  $t$ , and having the indicator 1 in the last element of the vector indicates that policy  $\pi$  never starts treatment.

Given the new vector form representation of the policy function  $\pi$  maps to an indicator vector of length  $KT + 1$ , we can rewrite the oracle empirical estimate of the value difference function as follows: for  $\pi, \pi' \in \Pi$ ,

$$\tilde{\Delta}(\pi, \pi') = \frac{1}{n} \sum_{i=1}^n \langle \pi(H^{(i)}) - \pi'(H^{(i)}), \tilde{\Gamma}^{(i)} \rangle \quad (18)$$

where  $\tilde{\Gamma}^{(i)}$  is a vector with entries corresponding to each action sequence, i.e. if  $\pi(H^{(i)}) = e_{K(t-1)+k}$  for  $1 \leq t \leq T$  and  $1 \leq k \leq K$ , where  $e_m \in \Delta^{KT+1}$  is the indicator vector with the  $m$ -th position 1, and all others 0, then

$$\tilde{\Gamma}_{K(t-1)+k}^{(i)} = \sum_{t'=t}^T \frac{\mathbb{1}_{A_{1:(t'-1)}^{(i)}=0}}{\prod_{t''=1}^{t'-1} e_{t'',0}(S_{1:t''}^{(i)})} \tilde{\Psi}_{t,k}(S_{1:t'}^{(i)}), \quad (19)$$

and  $\tilde{\Gamma}_{KT+1}^{(i)} = 0$ . We can similarly let  $\Delta(\pi, \pi') = \mathbb{E} \left[ \tilde{\Delta}(\pi, \pi') \right]$  be the population quantity for the difference in value between the two policies  $\pi$  and  $\pi'$ .

Let the Hamming distance between any two policies  $\pi, \pi'$  be

$$d_h(\pi, \pi') = \frac{1}{n} \sum_{i=1}^n \mathbb{1}_{\pi(H^{(i)}) \neq \pi'(H^{(i)})}.$$

Define the  $\varepsilon$ -Hamming covering number of  $\Pi$  as

$$N_{d_h}(\varepsilon, \Pi) = \sup \left\{ N_{d_h} \left( \varepsilon, \Pi, \left\{ H^{(1)}, \dots, H^{(n)} \right\} \right) \mid H^{(1)}, \dots, H^{(n)} \right\},$$

where  $N_{d_h}(\varepsilon, \Pi, \{H^{(1)}, \dots, H^{(n)}\})$  is the smallest number of policies  $\pi^{(1)}, \pi^{(2)}, \dots, \in \Pi$  such that  $\forall \pi \in \Pi, \exists \pi^{(i)}$  such that  $d_h(\pi, \pi^{(i)}) \leq \varepsilon$ . Define the entropy integral  $\kappa(\Pi) = \int_0^1 \sqrt{\log N_{d_h}(\varepsilon^2, \Pi)} d\varepsilon$ . For a policy class of interest  $\Pi$  we consider, the assumption below implies that  $\kappa(\Pi) < \infty$ .

**Assumption 4.**  $\forall 0 < \varepsilon < 1, N_{d_h}(\varepsilon, \Pi) \leq C \exp(D(\frac{1}{\varepsilon})^\omega)$  for some constant  $C, D \geq 0, 0 < \omega < 0.5$ .

**Example 1** (The class of linear thresholding policies). In the case of linear thresholding policies with binary actions  $|\mathcal{A}| = 2$ , i.e.  $\{\pi \in \Pi : \tau_\pi = \min(t : \theta^\top S_{1:t} > 0)\}$  where  $\theta \in \mathbb{R}^d$ , we note that by [Haussler \(1995\)](#), the covering number of a policy class for single-step decision-making is bounded by  $N_{L_1(\mathbb{P}_n)}(\varepsilon, \Pi_t) \leq cVC(\Pi_t) \exp^{VC(\Pi_t)} (1/\varepsilon)^{VC(\Pi_t)}$  where  $VC(\Pi_t)$  is the VC dimension of  $\Pi_t$ , the linear thresholding policy class at time  $t$ , and  $c$  is some numerical constant. Thus, with a different constant  $c$ ,  $N_{L_1(\mathbb{P}_n)}(\varepsilon, \Pi_t) \leq cde^d(1/\varepsilon)^d$ . By taking a cartesian product of the covering at each timestep and with a union bound on the error incurred at each timestep, we achieve a strict upperbound on  $N_{d_h}(\varepsilon, \Pi) < cd^T e^{dT} (T/\varepsilon)^{2dT}$  for a (again different) constant  $c$ , and so  $\kappa(\Pi) < cdT \log(T)$ . We note that this is a fairly loose bound and we conjecture that bounds on  $\kappa(\Pi)$  with a better dependence on  $T$  may be available.

Following the argument of [Zhou et al. \(2018, Lemma 2\)](#), we can show that if  $\kappa(\Pi) < \infty$ , the rate of convergence in (16) in fact holds uniformly over the whole class  $\Pi$  for the oracle estimator  $\tilde{\Delta}(\pi, \pi')$ .

**Lemma 4.** *Under Assumptions 1-4, for any  $\delta, c > 0$ , there exists  $0 < \varepsilon_0(\delta, c) < \infty$  and universal constants  $0 < c_1, c_2 < \infty$  such that for all  $\varepsilon < \varepsilon_0(\delta, c)$ , if we collect at least  $n(\varepsilon, \delta)$  samples, with*

$$n(\varepsilon, \delta) = \frac{1}{\varepsilon^2} \left( c + \sqrt{V^*} \left( c_1 \kappa(\Pi) + c_2 + \sqrt{2 \log \left( \frac{1}{\delta} \right)} \right) \right)^2 \quad (20)$$

where  $V^* = \sup_{\pi, \pi' \in \Pi} \mathbb{E} \left[ \langle \pi(H^{(i)}) - \pi'(H^{(i)}), \tilde{\Gamma}^{(i)} \rangle^2 \right]$ , then, with probability at least  $1 - 2\delta$ ,

$$\sup_{\pi, \pi' \in \Pi} \left| \tilde{\Delta}(\pi, \pi') - \Delta(\pi, \pi') \right| \leq \varepsilon \quad (21)$$

and, moreover, letting  $\tilde{\pi} = \operatorname{argmax}\{\tilde{\Delta}(\pi, \mathbf{0}) : \pi \in \Pi\}$  be the policy learned by optimizing the oracle objective (14), we have with probability at least  $1 - 2\delta$ ,  $R(\tilde{\pi}) \leq \varepsilon$ .

Our goal is to get a comparable regret bound using the feasible estimator from (11) in Algorithm 1 that uses estimated nuisance components by coupling the feasible value estimates with the oracle ones. We establish our coupling result in terms of rates of convergence on the nuisance components, as follows.

**Assumption 5.** We work with a sequence of problems and estimators such that  $\hat{\mu}_{now,k}^{-q(i)}$ ,  $\hat{\mu}_{next,k}^{-q(i)}$ ,  $\hat{e}_{t,k}^{-q(i)}$ ,  $\hat{e}_{t+,k}^{-q(i)}$ ,  $\hat{e}_{t,0}^{-q(i)}$  satisfy for some universal constants  $C_\mu$ ,  $C_e$ ,  $C_{e_0}$ ,  $\kappa_\mu$ ,  $\kappa_e$ ,  $\kappa_{e_0}$ ,

$$\sup_{k,t} \mathbb{E} \left[ \left( \hat{\mu}_{now,k}^{-q(i)}(S_{1:t}, t) - \mu_{now,k}(S_{1:t}, t) \right)^2 \right] \leq C_\mu n^{-2\kappa_\mu}, \quad (22)$$

$$\sup_{k,t} \mathbb{E} \left[ \left( \hat{\mu}_{next,k}^{-q(i)}(S_{1:t}, t) - \mu_{next,k}(S_{1:t}, t) \right)^2 \right] \leq C_\mu n^{-2\kappa_\mu}, \quad (23)$$

$$\sup_{k \neq 0, t} \mathbb{E} \left[ \left( \hat{e}_{t,k}^{-q(i)}(S_{1:t}) - e_{t,k}(S_{1:t}) \right)^2 \right] \leq C_e n^{-2\kappa_e}, \quad (24)$$

$$\sup_{k \neq 0, t} \mathbb{E} \left[ \left( \hat{e}_{t+,k}^{-q(i)}(S_{1:t}) - e_{t+,k}(S_{1:t}) \right)^2 \right] \leq C_e n^{-2\kappa_e}, \quad (25)$$

$$\sup_t \mathbb{E} \left[ \left( \hat{e}_{t,0}^{-q(i)}(S_{1:t}) - e_{t,0}(S_{1:t}) \right)^2 \right] \leq C_{e_0} n^{-2\kappa_{e_0}}. \quad (26)$$

Moreover, motivated by the observation that, in problems of interest, treatment effects are weak relative to the available sample size, we allow for problem sequences where treatment effects can shrink with sample size  $n$ . In contrast, in regimes where treatment effects stay constant when the sample size grows, super-efficiency phenomena are unavoidable (Luedtke and Chambaz, 2017). Recall the definition of  $\delta_{local,k}$  defined in (10).

**Assumption 6.** For some universal constants  $C_\delta$ ,  $\kappa_\delta$ ,

$$\sup_{t,k} \mathbb{E} \left[ \delta_{local,k}^2(S_{1:t}, t) \right] \leq C_\delta n^{-2\kappa_\delta} \quad (27)$$

**Lemma 5.** Suppose that Assumptions 1-6 hold. Then, for any  $\delta, c > 0$ , there exists universal constants  $0 < c_1, c_2 < \infty$  and  $0 < \varepsilon_0(c, \delta) < \infty$  such that for all  $\varepsilon < \varepsilon_0(\delta, c)$ , with probability at least  $1 - 13\delta$ ,

$$\sup_{\pi, \pi'} \left| \hat{\Delta}(\pi, \pi') - \tilde{\Delta}(\pi, \pi') \right| \leq \varepsilon \quad (28)$$

provided we collect at least  $n(\varepsilon, \delta)$  samples, where

$$n(\varepsilon, \delta) = \max\{n_1(\varepsilon, \delta), n_2(\varepsilon, \delta), n_3(\varepsilon, \delta), n_4(\varepsilon, \delta), n_5(\varepsilon, \delta), n_6(\varepsilon, \delta)\} \quad (29)$$

with

$$n_1(\varepsilon, \delta) = \left( \frac{12}{\varepsilon} \left( c_1 \kappa(\Pi) + \sqrt{2 \log \left( \frac{1}{\delta} \right) + c_2} \right) \sqrt{C_\mu T} \frac{e^{2\eta_0}}{\eta} \right)^{\frac{2}{1+2\kappa_\mu}}, \quad (30)$$

$$n_2(\varepsilon, \delta) = \left( \frac{12}{\varepsilon} \left( c_1 \kappa(\Pi) + \sqrt{2 \log \left( \frac{1}{\delta} \right) + c_2} \right) \sqrt{\max(C_e, C_{e_0})} \frac{e^{4\eta_0}}{\eta^2} T^{2.5} \right)^{\frac{2}{1+2 \min(\kappa_{e_0}, \kappa_e)}}, \quad (31)$$

$$n_3(\varepsilon, \delta) = \left( \frac{12}{\varepsilon \delta} \sqrt{C_{e_0} C_\mu e^{8\eta_0} T} \right)^{\frac{1}{\kappa_{e_0} + \kappa_\mu}}, \quad (32)$$

$$n_4(\varepsilon, \delta) = \left( \frac{12}{\varepsilon \delta} \sqrt{\max(C_{e_0}, C_e) C_\mu \frac{e^{8\eta_0}}{\eta^4} T^5} \right)^{\frac{1}{\min(\kappa_{e_0}, \kappa_e) + \kappa_\mu}}, \quad (33)$$

$$n_5(\varepsilon, \delta) = \left( \frac{6}{\varepsilon \delta} \sqrt{C_{e_0} C_\mu e^{8\eta_0} T} \right)^{\frac{1}{\kappa_{e_0} + \kappa_\delta}}, \quad (34)$$

$$n_6(\varepsilon, \delta) = \left( \frac{6c}{\varepsilon} \right)^2 \quad (35)$$

Combining the above with Lemma 4, we immediately have the following finite-sample bound for the regret on the feasible estimator.

**Theorem 6.** *Let  $\hat{\pi} = \operatorname{argmax} \left\{ \hat{\Delta}(\pi, \mathbf{0}) : \pi \in \Pi \right\}$  be the policy learned by optimizing the feasible objective (11). Under Assumptions 1-6, for any  $\delta, c > 0$ , there exists  $0 < \varepsilon_0(\delta, c) < \infty$  and universal constants  $0 < c_1, c_2 < \infty$  such that for all  $\varepsilon < \varepsilon_0(\delta, c)$ , with probability at least  $1 - 15\delta$*

$$\sup_{\pi, \pi' \in \Pi} \left| \hat{\Delta}(\pi, \pi') - \Delta(\pi, \pi') \right| \leq 2\varepsilon \quad (36)$$

and hence with probability at least  $1 - 15\delta$ ,

$$R(\hat{\pi}) \leq 2\varepsilon \quad (37)$$

provided we collect at least  $n(\varepsilon, \delta)$  samples, where

$$n(\varepsilon, \delta) = \max \left\{ \frac{1}{\varepsilon^2} \left( c + \sqrt{V^*} \left( c_1 \kappa(\Pi) + c_2 + \sqrt{2 \log \left( \frac{1}{\delta} \right)} \right) \right)^2, n_1(\varepsilon, \delta), n_2(\varepsilon, \delta), n_3(\varepsilon, \delta), \right. \\ \left. n_4(\varepsilon, \delta), n_5(\varepsilon, \delta), n_6(\varepsilon, \delta) \right\} \quad (38)$$

with  $V^* = \sup_{\pi, \pi' \in \Pi} \mathbb{E} \left[ \langle \pi(H^{(i)}) - \pi'(H^{(i)}), \tilde{\Gamma}^{(i)} \rangle^2 \right]$ , and  $n_1(\varepsilon, \delta), \dots, n_6(\varepsilon, \delta)$  defined as in Lemma 5.

The following corollary immediately follows once we assume specific learning rates on the nuisance components:

**Corollary 7.** Assume  $\kappa_\mu, \kappa_e, \kappa_{e_0} > 0$ ,  $\min(\kappa_e, \kappa_{e_0}) + \kappa_\mu > \frac{1}{2}$ ,  $\kappa_{e_0} + \kappa_\delta > \frac{1}{2}$ . Suppose Assumptions 1-6 hold. For any  $\delta, c > 0$ , there exists  $0 < \varepsilon_0(\delta, c) < \infty$  and universal constants  $0 < c_1, c_2 < \infty$  such that for all  $\varepsilon < \varepsilon_0(\delta, c)$ , with probability at least  $1 - 15\delta$

$$\sup_{\pi, \pi' \in \Pi} \left| \hat{\Delta}(\pi, \pi') - \Delta(\pi, \pi') \right| \leq 2\varepsilon \quad (39)$$

and hence with probability at least  $1 - 15\delta$ ,

$$R(\hat{\pi}) \leq 2\varepsilon \quad (40)$$

provided we collect at least  $n(\varepsilon, \delta)$  samples, where

$$n(\varepsilon, \delta) = \frac{1}{\varepsilon^2} \left( c + \sqrt{V^*} \left( c_1 \kappa(\Pi) + c_2 + \sqrt{2 \log \left( \frac{1}{\delta} \right)} \right) \right)^2 \quad (41)$$

with  $V^* = \sup_{\pi, \pi' \in \Pi} \mathbb{E} \left[ \langle \pi(H^{(i)}) - \pi'(H^{(i)}), \tilde{\Gamma}^{(i)} \rangle^2 \right]$ .

Our result above can be interpreted in several different regimes. First, we note that we can reach the optimal sample complexity  $n \sim \varepsilon^{-2}$  if either (a) the probabilities of starting the treatment  $e_{t,0}$  are known, and we can consistently estimate  $\mu_{now,k}$  and  $\mu_{next,k}$ ; or (b) the signal size of the advantages is null (i.e.  $\mu_{now,k}(S_{1:t}, t) - \mu_{next,k}(S_{1:t}, t) = 0$ ) or is weak (in the sense that  $\kappa_\delta > 0$  and  $e_{t,0}$  can be learned at a rate such that  $\kappa_\delta + \kappa_{e_0} > 1/2$ ), and we can consistently estimate  $\mu_{now,k}$ ,  $\mu_{next,k}$ ,  $e_{t,0}$ ,  $e_{t,k}$  and  $e_{t+,k}$  such that  $\min(\kappa_e, \kappa_{e_0}) + \kappa_\mu > 1/2$ .

Conversely, if the treatment effects are of a fixed size (i.e.  $k_\delta = 0$ ), and we don't know the treatment starting probabilities  $e_{t,0}$  a priori, then we pay a price for not being robust to the change of measure from Lemma 1 to Lemma 2, and we no longer achieve the optimal rate. The term that hurts us is  $n_5(\varepsilon, \delta)$  which arises from the interaction of how we use inverse propensity weighting for the treatment starting probabilities and the signal size of the advantages. If advantages are small, this won't matter for smaller target error rates  $\varepsilon$ , but requires a bigger sample size when we aim for very small  $\varepsilon$ .

Finally, we emphasize that under the assumptions in Corollary 7, we note that the feasible regret optimizer is able to match the strength of the oracle regret optimizer, even if the nuisance components are estimated at a much slower rate. Under these conditions,

$$R(\hat{\pi}) = O_p \left( \sqrt{V^* \kappa(\Pi) / n} \right). \quad (42)$$

In the case of linear thresholding policies following Example 1, the regret becomes  $R(\hat{\pi}) = O_p(\sqrt{V^* d T \log(T) / n})$ .

## 5 Experiments

We consider two different simulation studies. In the first simulation, we consider the optimal stopping case in which the treatment decision is binary and the treatment assignment propensities are not known a-priori. In the second simulation, the data are generated from a randomized control trial with known treatment assignment propensities but there are multiple treatment options, and we want to learn when to start which treatment. Both setups

employ linear thresholding policy rules. In our implementation, we use the normalized variant of the IPW estimator  $\hat{V}_\pi^{\text{WIPW}}$  as presented in Section 2.2, and also use a correspondingly normalized ADR estimator  $\hat{\Delta}^{\text{W}}$  in Step 2 of Algorithm 1:

$$\begin{aligned}
\hat{\Delta}^{\text{W}}(\pi, \mathbf{0}) = & \sum_{t=1}^T \frac{\sum_{i=1}^n \frac{\mathbb{1}_{A_{1:t-1}=0}}{\prod_{t'=1}^{t-1} \hat{e}_{t',0}^{-q(i)}(S_{1:t'})} \mathbb{1}_{t \geq \tau_\pi} \left( \hat{\mu}_{\text{now},k}^{-q(i)}(S_{1:t}, t) - \hat{\mu}_{\text{next},k}^{-q(i)}(S_{1:t}, t) \right)}{\sum_{i=1}^n \frac{\mathbb{1}_{A_{1:t-1}=0}}{\prod_{t'=1}^{t-1} \hat{e}_{t',0}^{-q(i)}(S_{1:t'})}} \\
& + \sum_{t=1}^T \frac{\sum_{i=1}^n \frac{\mathbb{1}_{A_{1:t-1}=0} \mathbb{1}_{A_t=k}}{\prod_{t'=1}^{t-1} \hat{e}_{t',0}^{-q(i)}(S_{1:t'}) \hat{e}_{t,k}^{-q(i)}(S_{1:t})} \mathbb{1}_{t \geq \tau_\pi} \left( Y^{(i)} - \hat{\mu}_{\text{now},k}^{-q(i)}(S_{1:t}, t) \right)}{\sum_{i=1}^n \frac{\mathbb{1}_{A_{1:t-1}=0} \mathbb{1}_{A_t=k}}{\prod_{t'=1}^{t-1} \hat{e}_{t',0}^{-q(i)}(S_{1:t'}) \hat{e}_{t,k}^{-q(i)}(S_{1:t})}} \\
& - \sum_{t=1}^T \frac{\sum_{i=1}^n \frac{\mathbb{1}_{A_{1:t}=0} \mathbb{1}_{A_{t+1}=k}}{\prod_{t'=1}^{t-1} \hat{e}_{t',0}^{-q(i)}(S_{1:t'}) \hat{e}_{t+,k}^{-q(i)}(S_{1:t})} \mathbb{1}_{t \geq \tau_\pi} \left( Y^{(i)} - \hat{\mu}_{\text{next},k}^{-q(i)}(S_{1:t}, t) \right)}{\sum_{i=1}^n \frac{\mathbb{1}_{A_{1:t}=0} \mathbb{1}_{A_{t+1}=k}}{\prod_{t'=1}^{t-1} \hat{e}_{t',0}^{-q(i)}(S_{1:t'}) \hat{e}_{t+,k}^{-q(i)}(S_{1:t})}}
\end{aligned} \tag{43}$$

For simplicity, we will refer to them as IPW and ADR respectively in this section.

In addition, we also compare the ADR estimator against fitted-Q iteration. We define the optimal conditional value function at time  $t$  as  $\mu_t^*(s_{1:t}, a_{1:(t-1)}) = \max_\pi \mu_{\pi,t}(s_{1:t}, a_{1:(t-1)})$ , and the optimal  $Q$ -function at time  $t$  as  $Q_t^*(s_{1:t}, a_{1:t}) = \mathbb{E} [\mu_{t+1}^*(S_{1:(t+1)}, A_{1:t}) \mid S_{1:t} = s_{1:t}, A_{1:t} = a_{1:t}]$ . Specifically, the variant of fitted-Q iteration we implement follows the Batch Q-learning algorithm as described in (Murphy, 2005) for solving the optimal  $Q$  function at each timestep: At each  $t = T, T-1, \dots, 1$ , we solve

$$\hat{Q}_t^*(\cdot, \cdot) = \operatorname{argmin}_{Q_t} \frac{1}{n} \sum_{i=1}^n \left( \max_{a_{t+1}} \hat{Q}_{t+1}^*(S_{1:(t+1)}^{(i)}, \{A_{1:t}^{(i)}, a_{t+1}\}) - Q_t(S_{1:t}^{(i)}, A_{1:t}^{(i)}) \right)^2 \tag{44}$$

where we let  $\hat{Q}_{T+1}^* = Y^{(i)}$ .

We note that fitted-Q iteration is an iterative backwards regression based algorithm targeted at learning the optimal policy by learning the corresponding optimal  $Q$  functions, whereas our goal is to learn the best in-class policy given a user-defined policy class. We implemented the fitted-Q iteration using gradient boosting (See `XGboost` in Chen and Guestrin (2016)) for each of the stagewise regressions using the full history up to each time step. We next present results using all three methods, and discuss in length the comparison between ADR and fitted-Q iteration at the end of this section.

## 5.1 Binay Treatment Choices in an Observational Study

Our first simulation is motivated by a setting where we track a health metric and get a reward if the health metric is above a threshold at  $T = 10$ . The treatment provides a positive nudge to the health metric at a cost. We start with treatment on, and need to choose when to stop to minimize cost while trying to keep the health metric stay above the



threshold. The data generating process is as follows:

$$X_1 \sim \mathcal{N}(0, \sigma^2), \quad X_{t+1} | X_t, A_t \sim \mathbb{1}_{X_t \geq -0.5} \mathcal{N}\left(X_t + \frac{1}{1 + e^{0.3X_t}} A_t, \frac{\sigma^2}{2T}\right) + \mathbb{1}_{X_t < -0.5} X_t$$

$$S_t | X_t \sim \mathcal{N}(X_t, \nu^2), \quad Y = \beta \mathbb{1}_{S_{T+1} > 0} - \frac{1}{T} \sum_{t=1}^T A_t.$$

with the stopping action  $A_t | X_t \sim \text{Bernoulli}(1 - 1/(1 + e^{-(X_t - 1.5)} - e^{-(t-3)}))$ . We note that  $Y$  is the final outcome we'd like to maximize. We also do not assume Markovian structure and only get to observe  $S_t$ , which is a noisy version of the underlying state  $X_t$ .

In this setup, we learn the propensity score at each stage via a lasso (Tibshirani, 1996) with a 5-degree spline basis expansion and pairwise interactions, and learn the conditional expectations of the outcome  $\mu_{now,k}$  and  $\mu_{next,k}$  using the  $R$ -learner with gradient boosting as proposed in Nie and Wager (2017). The  $R$ -learner is designed for learning the single-step treatment effects (e.g.  $\mu_{now,k} - \mu_{next,k}$ ) without assuming any parametric functional forms, and has shown promising empirical performance. We note that we could also use any other off-the-shelf estimators to learn the regression adjustments. In our implementation, both the propensity and outcome regressions only use the current state and action information as opposed to the full history even though the underlying dynamic is not Markovian. We parameterize the policy class of interest by  $[\theta_1, \theta_2, \theta_3]$  and define each policy to be a linear thresholding rule  $\theta_1 S_t \geq \theta_2 t + \theta_3$  such that whenever this holds, we stop the treatment. We then perform a grid search over a range of values for the policy parameters, with the grid specified in Appendix B.

For each of the parameter combinations, we run ADR and IPW to estimate the value of the corresponding policy. The average mean-squared error (MSE) of each of the policy values across all policies in the policy class is then computed against an oracle evaluation by using a Monte-Carlo rollout of the policy using the underlying transition dynamics averaged across 30000 times. We vary  $\beta$ ,  $\sigma$ , and the observation noise  $\nu$  and plot the regret and the average mean-squared error of policy value estimates. In Figure 1, we have used  $\sigma = 3$ ,  $\beta = 2$  and  $\nu = 0.5$ , and we compare the performance of ADR against IPW and fitted-Q iteration with varying number of offline trajectories. We note that IPW and ADR first evaluate the values of the policies in the policy class, and so we plot the MSE of their policy estimates averaged across all policies in the policy class in the right plot; it is not applicable for Fitted-Q which seeks to learn the optimal policy directly. We present the tables of raw results for varying values of  $\sigma, \beta$  and  $\nu$  in Table 1-4 in Appendix B. ADR shows a clear advantage in both regret and learning the correct value of policies, whereas fitted-Q tends to have strong inductive bias in small sample regimes but is not able to benefit from moderately large sample sizes as well as the other two methods.

## 5.2 Multiple Treatment Choices

In the second setup, we consider multiple treatment choices. Our design here is motivated by a healthcare setting where, once a doctor starts treatment, they can choose between a more effective but more invasive treatment with strong side effects, or a less effective but less invasive treatment. More specifically, imagine a cancer patient's state at time  $t$  is modeled by  $X_t$ ,  $Y_t$  and  $Z$ , where  $X_t$  is the general health state,  $Y_t$  is the state of a tumor, and  $Z$  is not time-dependent but models the category of the patients for which lifespan differs. In particular, if  $Z = 0$ , a patient always dies immediately; if  $Z = 1$ , a patient always survives

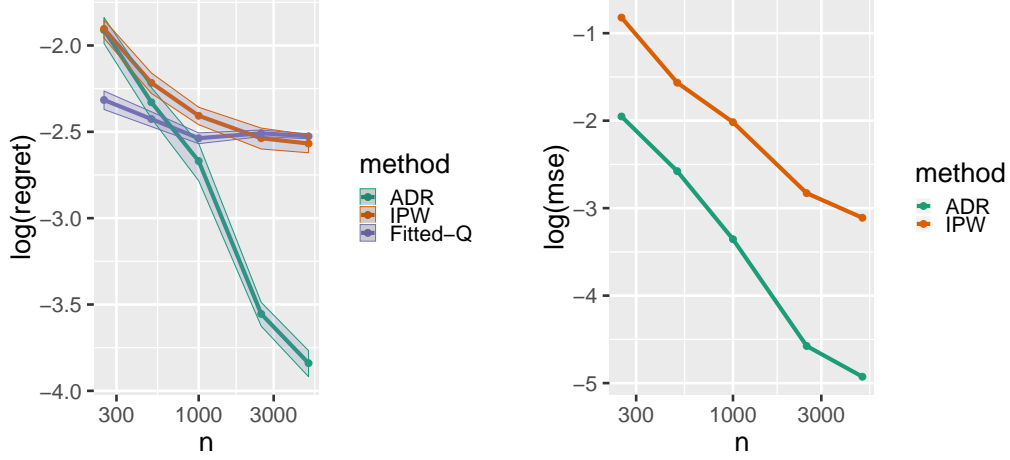


Figure 1: We compare the performance of ADR in comparison to IPW and fitted-Q iteration using  $\sigma = 3$ ,  $\beta = 2$  and  $\nu = 0.5$  in the binary treatment setup. We plot the regret (left figure) relative to the best in-class policy and the average mean-squared error (right figure) of the value estimates for policies in the same policy class across all policies (both in log-scale). In the regret plot, we have also plotted the standard error bars. In the mean-squared error (MSE) plot, the MSE for each policy is computed against an oracle evaluation using a Monte-Carlo rollouts using the underlying transition dynamics averaged across 30000 runs. Both the regret and MSE results are averaged across 200 runs. The  $x$ -axis shows the number of offline trajectories we generate in the observational data.

until the end of a trial; if  $Z = 2$ , the patient’s lifespan has a strong dependency on  $Y_t$ , which we detail below. There are two treatment choices, one non-invasive ( $A_t = 1$ ) and one invasive ( $A_t = 2$ ). The non-invasive option lessens the severity of the tumor, and the invasive option completely removes the tumor, but exacerbates a patient’s general health conditions. The final outcome is denoted  $R$ , which is the lifetime of a patient, and we seek a policy  $\pi$  that maximizes  $\mathbb{E}_\pi [R]$ . We consider horizon  $T = 10$ . The data generating process is as follows:

$$\begin{aligned}
X_1 &\sim \text{Exp}(1) & Y_1 &\sim 0.5\text{Exp}(3) & Z &\sim \text{Multinomial}(0.3, 0.3, 0.4) & L_1 &= 1 \\
Z = 1 &: L_{t+1} = 0, & Z = 2 &: L_{t+1} = 1 \\
Z = 3 &: L_{t+1} = 0 \text{ if } L_t = 0; \text{ otherwise, } & L_{t+1} &\sim \text{Bernoulli}(\mathbb{1}_{Y_t \leq 5} \exp(-0.02Y_t) + \mathbb{1}_{5 < Y_t \leq 14} \exp(-0.06Y_t)) \\
A_t = 0 &: X_{t+1} = |X_t + \sigma_t| & Y_{t+1} &= |Y_t + 0.5X_t + \sigma_t| \\
A_t = 1 &: X_{t+1} = |X_t + \sigma_t| & Y_{t+1} &= |0.5Y_t + \sigma_t| \\
A_t = 2 &: X_{t+1} = X_t + |\max(X_t^2, 1.5X_t) + \sigma_t - X_t| & Y_{t+1} &= 0 \\
X'_t &= \max(0, \min(X_{max}, X_t + \nu)), & Y'_t &= \max(0, \min(Y_{max}, Y_t + \nu)) \\
R &= \min\{t : L_t = 0\} - 1, & X_{max} &= 10, & Y_{max} &= 16, & \sigma_t &\sim \mathcal{N}(0, 0.25), & \nu &\sim \mathcal{N}(0, \sigma^2)
\end{aligned}$$

where  $L_t$  is an indicator for whether the patient is alive at time  $t$ .

In this setting, the treatment assignment mechanism is based on sequential randomization in the data such that there are roughly equal number of trajectories that start treating at each time with either treatment option. Note that the states we observe is  $X'_t$  and  $Y'_t$ , which is the original states added with noise, making our setup non-Markovian. We con-

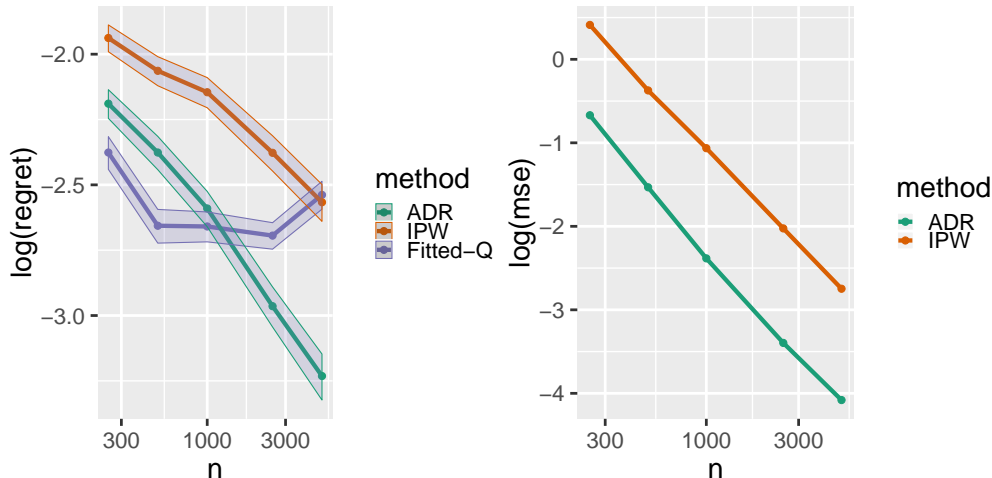


Figure 2: We compare the performance of ADR in comparison to IPW and fitted-Q iteration in the multiple treatment setup. We plot the regret (left figure) relative to the best in-class policy and the average mean-squared error (right figure) of the value estimates for policies in the same policy class across all policies (both in log-scale). In the regret plot, we have also plotted the standard error bars. In the mean-squared error (MSE) plot, the MSE for each policy is computed against an oracle evaluation using a Monte-Carlo rollouts using the underlying transition dynamics averaged across 30000 runs. Both the regret and MSE results are averaged across 200 runs. The  $x$ -axis shows the number of offline trajectories we generate in the observational data.

consider the following linear thresholding class:  $\theta_1 X'_t + \theta_2 Y'_t + \theta_3 t \geq \theta_4$  is the region in which we start treatment. If in addition,  $\theta_5 X'_t + \theta_6 Y'_t + \theta_7 t \geq \theta_8$ , we use the invasive treatment and otherwise, use the non-invasive treatment. We search over the eight parameters in the policy class with a grid search, with details in Appendix B. We again employ the  $R$ -learner with gradient boosting to learn the regression adjustment using only the current state and action, but do not need to estimate the propensities as we assume this setup is a sequentially randomized trial. Like in the previous setup, we use the full history up to each time  $t$  for the  $Q$ -function regressions in fitted-Q with gradient boosting.

We compare running the ADR policy optimization procedure (as shown in Section 2.3) against IPW and fitted-Q iteration. Like the binary-action setup, we again estimate the oracle value of all policies in the policy class with a Monte-Carlo rollouts averaged across 30000 times. In Figure 2, we see that for both the best value learned and the average mean-squared error, ADR outperforms IPW. We also include the complete set of results with varying noise parameter  $\sigma$  in Table 5 in Appendix B.

### 5.3 Comparison between ADR and Fitted-Q Iteration

We see that our method, ADR, sometimes suffers from high regret in small samples, but quickly improves as the sample size grows—largely as we would expect as our estimator was motivated by asymptotic consideration. In contrast, by learning a stage-wise model for the

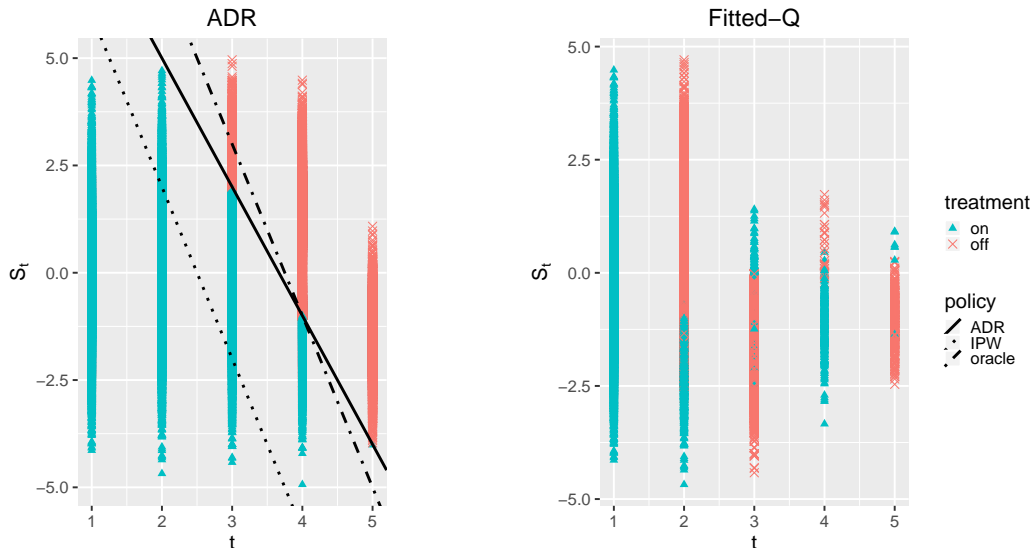


Figure 3: A single realization of the best policy learned in the binary action setup case as described in Section 5.1, in the setting of  $\nu = 0.5, \beta = 5, \sigma = 1$ . ADR, IPW, and the oracle choose the best in-class policy from the predefined linear policy class, whereas fitted-Q learns the value function via blackbox regression methods and learns a policy that is not so easy to interpret. At each time step, we plot the value of the state  $S_t$  from trajectories that have not stopped treating yet.

value function, fitted-Q can have good performance in the small-sample regime, as can be seen in Figure 2; however, as the sample size grows, the value loss of fitted-Q iteration does not decay as fast as that of IPW and ADR. In fact, in our second simulation with multiple treatment choices, we even sometimes see the error rate increase with  $n$ .

To understand this phenomenon, we emphasize that fitted-Q iteration needs to recursively solve a series of nonparametric regression problems, the convergence properties of which are still poorly understood. It is thus not unimaginable that, with very little data, fitted-Q would regularize towards a decent model of the world which motivates reasonable decisions; however, once we get more data and fitted-Q increases the complexity of its model fit, the resulting decisions get worse. In very large sample sizes, fitted-Q must converge to the Bayes-optimal decision rule, but we appear to be very far from that sample regime in our experiments.

Finally, as discussed previously, fitted-Q iteration seeks to learn the optimal nonparametric policy, whereas ADR aims for the best in-class policy. As argued by, e.g., [Athey and Wager \(2017\)](#) and [Kitagawa and Tetenov \(2018\)](#), learning policies that belong to a structured class specified in advance is important in practice, as this allows stakeholders to enforce constraints such as interpretability, implementability and resource use. To visualize this point, recall that, in Section 5.1, we used ADR to learn over linear thresholding policies. In Figure 3, we plot the policies learned with different methods for one realization of the simulation in the binary simulation setup in Section 5.1. The left panel of Figure 3 shows, at each time step, the value of the state  $S_t$  for any trajectory that has not stopped treatment yet according to the policy learned by ADR (shown as a black line). The color coding

specifies the policy decision for each trajectory at the given time step.<sup>5</sup> For comparison, we also plot the best policy learned by the oracle and IPW using the dotted-dashed and dotted lines respectively. The right panel of Figure 3 is generated the same way, but shows decisions made by the policy learned using fitted-Q instead. Unlike ADR, which returns a linear policy, fitted-Q iteration learns a policy with a complicated functional form that is not so easy to interpret.

One might ask whether we could make fitted-Q interpretable by using linear regression in the recursive step (44). Doing so, however, would void any nonparametric consistency guaranteed for fitted-Q, and in particular would not recover best-in-class linear policies. The problem is that fitted-Q conflates modeling and policy optimization, rather than separating out these two steps like ADR; in contrast, we first model  $\mu_{now}$  and  $\mu_{next}$  using appropriately flexible method and then choose policy  $\hat{\pi}$  in a separate optimization step where we can enforce structure. The upshot is that, in order to be consistent, fitted-Q needs to use a flexible nonparametric specification in (44), and this then implies that fitted-Q will result in nonparametric and potentially uninterpretable decision rules.

We note that we can adapt the Fitted-Q algorithm for learning values for a specific policy  $\pi$  by learning its associated  $Q$  value function instead of learning the  $Q$  function that corresponds to be the optimal policy. However, just like in the doubly robust estimator as discussed in Section 2.2, we would again have to learn separate  $Q$  functions for each of the policies in a given policy class, making it infeasible for policy optimization.

## 6 Conclusion

In this paper, we propose the Advantage Doubly Robust Estimator (ADR) to learn sequential policies that decide when to start which treatment in a pre-defined structured policy class. The ADR estimator builds upon an advantage decomposition from Murphy (2005), and decomposes the problem of evaluating a sequential policy into many one-step treatment effect estimation problems, each of which uses a doubly robust score. This resulting estimator achieves certain doubly robust properties, and achieves the optimal  $1/\sqrt{n}$  regret bound while the nuisance components can be learned at a much slower rate. Further, we do not make the Markovian assumption in our problem setup. By taking advantage of the structure of our problem setup in learning a decision rule only once, the number of nuisance components the ADR estimator needs to learn scales linearly with the time horizon, and not with the complexity of a policy class. Thus, the ADR estimator can efficiently optimize over a policy class. Unlike the popular inverse propensity weighting method, ADR is able to use trajectories that do not necessarily match exactly with any evaluation policy. Thus, in general ADR is more sample efficient than IPW. Compared to the fitted-Q iteration method widely used in the reinforcement learning literature, the ADR estimator is a complementary approach as it aims to learn the optimal policy within a structured policy class. Finally, it is of considerable interest to see whether the ADR approach can be extended to the general Markov Decision Process case, in which instead of making a decision once, an agent needs to choose from an action space every time period.

---

<sup>5</sup>There are fewer trajectories plotted as we move along the time axis, because once a trajectory has stopped treatment, it would always stop treatment and there will be no longer decisions made.

## Acknowledgement

We are grateful for enlightening conversations with Susan Athey, Michael Kosorok, Percy Liang, Susan Murphy, Jamie Robins, Andrea Rotnitzky and Zhengyuan Zhou, as well as for helpful comments and feedback from seminar participants at several universities and workshops. XN acknowledges the partial support from the Stanford Data Science Scholars program. EB acknowledges the partial support of a NSF Career Award and a Siemens grant. SW acknowledges the partial support of a Stanford Institute for Human-Centered Artificial Intelligence grant and a Facebook Faculty Award.

## References

- A. Antos, C. Szepesvári, and R. Munos. Fitted q-iteration in continuous action-space mdps. In *Advances in neural information processing systems*, pages 9–16, 2008a.
- A. Antos, C. Szepesvári, and R. Munos. Learning near-optimal policies with bellman-residual minimization based fitted policy iteration and a single sample path. *Machine Learning*, 71(1):89–129, 2008b.
- S. Athey and G. Imbens. Recursive partitioning for heterogeneous causal effects. *Proceedings of the National Academy of Sciences*, 113(27):7353–7360, 2016.
- S. Athey and S. Wager. Efficient policy learning. *arXiv preprint arXiv:1702.02896*, 2017.
- S. Athey, J. Tibshirani, S. Wager, et al. Generalized random forests. *The Annals of Statistics*, 47(2):1148–1178, 2019.
- A. Belloni, V. Chernozhukov, and C. Hansen. Inference on treatment effects after selection among high-dimensional controls. *The Review of Economic Studies*, 81(2):608–650, 2014.
- A. Belloni, V. Chernozhukov, I. Fernández-Val, and C. Hansen. Program evaluation with high-dimensional data. *Econometrica*, 85(1):233–298, 2017.
- D. Bertsimas and N. Kallus. From predictive to prescriptive analytics. *arXiv preprint arXiv:1402.5481*, 2014.
- B. Chakraborty and E. Moodie. *Statistical methods for dynamic treatment regimes*. Springer, 2013.
- J. Chen and N. Jiang. Information-theoretic considerations in batch reinforcement learning. *Proceedings of International Conference on Machine Learning*, 2019.
- T. Chen and C. Guestrin. XGBoost: A scalable tree boosting system. In *Proceedings of the 22nd ACM SIGKDD international conference on knowledge discovery and data mining*, pages 785–794. ACM, 2016.
- X. Chen. Large sample sieve estimation of semi-nonparametric models. *Handbook of econometrics*, 6:5549–5632, 2007.
- V. Chernozhukov, D. Chetverikov, M. Demirer, E. Duflo, C. Hansen, and W. Newey. Double machine learning for treatment and causal parameters. *arXiv preprint arXiv:1608.00060*, 2016a.

- V. Chernozhukov, J. C. Escanciano, H. Ichimura, and W. K. Newey. Locally robust semi-parametric estimation. *arXiv preprint arXiv:1608.00033*, 2016b.
- T. Degris, M. White, and R. S. Sutton. Off-policy actor-critic. *arXiv preprint arXiv:1205.4839*, 2012.
- S. Doroudi, P. S. Thomas, and E. Brunskill. Importance sampling for fair policy selection. *Grantee Submission*, 2017.
- M. Dudík, J. Langford, and L. Li. Doubly robust policy evaluation and learning. In *Proceedings of the 28th International Conference on Machine Learning*, pages 1097–1104, 2011.
- M. Dudík, D. Erhan, J. Langford, and L. Li. Doubly robust policy evaluation and optimization. *Statistical Science*, 29(4):485–511, 2014.
- A. N. Elmachtoub and P. Grigas. “Smart” predict, then optimize”. *arXiv preprint arXiv:1710.08005*, 2017.
- D. Ernst, P. Geurts, and L. Wehenkel. Tree-based batch mode reinforcement learning. *Journal of Machine Learning Research*, 6(Apr):503–556, 2005.
- M. Farajtabar, Y. Chow, and M. Ghavamzadeh. More robust doubly robust off-policy evaluation. *arXiv preprint arXiv:1802.03493*, 2018.
- K. Goel, C. Dann, and E. Brunskill. Sample efficient policy search for optimal stopping domains. *Proceedings of the 26th International Joint Conference on Artificial Intelligence*, pages 1711–1717, 2017.
- Z. Guo, P. S. Thomas, and E. Brunskill. Using options and covariance testing for long horizon off-policy policy evaluation. In *Advances in Neural Information Processing Systems*, pages 2492–2501, 2017.
- J. P. Hanna, P. Stone, and S. Niekum. Bootstrapping with models: Confidence intervals for off-policy evaluation. In *Proceedings of the 16th Conference on Autonomous Agents and MultiAgent Systems*, pages 538–546. International Foundation for Autonomous Agents and Multiagent Systems, 2017.
- W. B. Haskell, R. Jain, and D. Kalathil. Empirical dynamic programming. *Mathematics of Operations Research*, 41(2):402–429, 2016.
- D. Haussler. Sphere packing numbers for subsets of the boolean n-cube with bounded vapnik-chervonenkis dimension. *Journal of Combinatorial Theory, Series A*, 69(2):217–232, 1995.
- M. A. Hernán, B. Brumback, and J. M. Robins. Marginal structural models to estimate the joint causal effect of nonrandomized treatments. *Journal of the American Statistical Association*, 96(454):440–448, 2001.
- G. W. Imbens and D. B. Rubin. *Causal inference in statistics, social, and biomedical sciences*. Cambridge University Press, 2015.
- S. . Jacka. Optimal stopping and the american put. *Mathematical Finance*, 1(2):1–14, 1991.

- N. Jiang and L. Li. Doubly robust off-policy value evaluation for reinforcement learning. pages 652–661, 2016.
- S. M. Kakade. *On the sample complexity of reinforcement learning*. PhD thesis, 2003.
- N. Kallus. Balanced policy evaluation and learning. In *Advances in Neural Information Processing Systems*, pages 8909–8920, 2018.
- N. Kallus and A. Zhou. Confounding-robust policy improvement. *arXiv preprint arXiv:1805.08593*, 2018.
- T. Kitagawa and A. Tetenov. Who should be treated? empirical welfare maximization methods for treatment choice. *Econometrica*, 86(2):591–616, 2018.
- S. R. Künzel, J. S. Sekhon, P. J. Bickel, and B. Yu. Metalearners for estimating heterogeneous treatment effects using machine learning. *Proceedings of the National Academy of Sciences*, 116(10):4156–4165, 2019.
- P. W. Lavori and R. Dawson. A design for testing clinical strategies: biased adaptive within-subject randomization. *Journal of the Royal Statistical Society: Series A (Statistics in Society)*, 163(1):29–38, 2000.
- H. M. Le, C. Voloshin, and Y. Yue. Batch policy learning under constraints. *arXiv preprint arXiv:1903.08738*, 2019.
- Q. Liu, L. Li, Z. Tang, and D. Zhou. Breaking the curse of horizon: Infinite-horizon off-policy estimation. In *Advances in Neural Information Processing Systems*, pages 5361–5371, 2018a.
- Y. Liu, O. Gottesman, A. Raghu, M. Komorowski, A. Faisal, F. Doshi-Velez, and E. Brunskill. Representation balancing mdps for off-policy policy evaluation. *arXiv preprint arXiv:1805.09044*, 2018b.
- Y. Liu, A. Swaminathan, A. Agarwal, and E. Brunskill. Off-policy policy gradient with state distribution correction. *Proceedings of Uncertainty in AI*, 2019.
- Y. Liu, Y. Wang, M. R. Kosorok, Y. Zhao, and D. Zeng. Augmented outcome-weighted learning for estimating optimal dynamic treatment regimens. *Statistics in medicine*, 2018c.
- D. J. Luekett, E. B. Laber, A. R. Kahkoska, D. M. Maahs, E. Mayer-Davis, and M. R. Kosorok. Estimating dynamic treatment regimes in mobile health using v-learning. *Journal of the American Statistical Association*, (just-accepted):1–39, 2019.
- A. Luedtke and A. Chambaz. Faster rates for policy learning. *arXiv preprint arXiv:1704.06431*, 2017.
- C. F. Manski. Statistical treatment rules for heterogeneous populations. *Econometrica*, 72(4):1221–1246, 2004.
- E. E. Moodie, T. S. Richardson, and D. A. Stephens. Demystifying optimal dynamic treatment regimes. *Biometrics*, 63(2):447–455, 2007.



- E. E. Moodie, R. W. Platt, and M. S. Kramer. Estimating response-maximized decision rules with applications to breastfeeding. *Journal of the American Statistical Association*, 104(485):155–165, 2009.
- E. Mordecki. Optimal stopping and perpetual options for lévy processes. *Finance and Stochastics*, 6(4):473–493, 2002.
- R. Munos. Error bounds for approximate policy iteration. In *ICML*, volume 3, pages 560–567, 2003.
- R. Munos and C. Szepesvári. Finite-time bounds for fitted value iteration. *Journal of Machine Learning Research*, 9(May):815–857, 2008.
- S. A. Murphy. Optimal dynamic treatment regimes. *Journal of the Royal Statistical Society: Series B (Statistical Methodology)*, 65(2):331–355, 2003.
- S. A. Murphy. A generalization error for q-learning. *Journal of Machine Learning Research*, 6(Jul):1073–1097, 2005.
- W. K. Newey. The asymptotic variance of semiparametric estimators. *Econometrica: Journal of the Econometric Society*, pages 1349–1382, 1994.
- J. Neyman. Sur les applications de la théorie des probabilités aux expériences agricoles: Essai des principes. *Roczniki Nauk Rolniczych*, 10:1–51, 1923.
- X. Nie and S. Wager. Quasi-oracle estimation of heterogeneous treatment effects. *arXiv preprint arXiv:1712.04912*, 2017.
- L. Orellana, A. Rotnitzky, and J. Robins. Generalized marginal structural models for estimating optimal treatment regimes, 2006.
- D. Ormoneit and Ś. Sen. Kernel-based reinforcement learning. *Machine learning*, 49(2-3): 161–178, 2002.
- N. Prasad, L.-F. Cheng, C. Chivers, M. Draugelis, and B. E. Engelhardt. A reinforcement learning approach to weaning of mechanical ventilation in intensive care units. *Conference on Uncertainty in Artificial Intelligence*, 2017.
- D. Precup. Eligibility traces for off-policy policy evaluation. *Computer Science Department Faculty Publication Series*, page 80, 2000.
- J. Robins. A new approach to causal inference in mortality studies with a sustained exposure period: application to control of the healthy worker survivor effect. *Mathematical Modelling*, 7(9-12):1393–1512, 1986.
- J. Robins, L. Orellana, and A. Rotnitzky. Estimation and extrapolation of optimal treatment and testing strategies. *Statistics in medicine*, 27(23):4678–4721, 2008.
- J. M. Robins. The analysis of randomized and non-randomized aids treatment trials using a new approach to causal inference in longitudinal studies. *Health service research methodology: a focus on AIDS*, pages 113–159, 1989.
- J. M. Robins. Correcting for non-compliance in randomized trials using structural nested mean models. *Communications in Statistics-Theory and methods*, 23(8):2379–2412, 1994.

- J. M. Robins. Optimal structural nested models for optimal sequential decisions. In *Proceedings of the second Seattle Symposium in Biostatistics*, pages 189–326. Springer, 2004.
- J. M. Robins and A. Rotnitzky. Semiparametric efficiency in multivariate regression models with missing data. *Journal of the American Statistical Association*, 90(429):122–129, 1995.
- J. M. Robins, D. Blevins, G. Ritter, and M. Wulfsohn. G-estimation of the effect of prophylaxis therapy for pneumocystis carinii pneumonia on the survival of aids patients. *Epidemiology*, pages 319–336, 1992.
- J. M. Robins, A. Rotnitzky, and L. P. Zhao. Estimation of regression coefficients when some regressors are not always observed. *Journal of the American statistical Association*, 89(427):846–866, 1994.
- J. M. Robins, M. A. Hernán, and B. Brumback. Marginal structural models and causal inference in epidemiology. *Epidemiology*, 11(5):551, 2000.
- P. R. Rosenbaum and D. B. Rubin. The central role of the propensity score in observational studies for causal effects. *Biometrika*, 70(1):41–55, 1983.
- D. B. Rubin. Estimating causal effects of treatments in randomized and nonrandomized studies. *Journal of Educational Psychology*, 66(5):688, 1974.
- J. Rust. Optimal replacement of gmc bus engines: An empirical model of harold zurcher. *Econometrica: Journal of the Econometric Society*, pages 999–1033, 1987.
- D. O. Scharfstein, A. Rotnitzky, and J. M. Robins. Adjusting for nonignorable drop-out using semiparametric nonresponse models. *Journal of the American Statistical Association*, 94(448):1096–1120, 1999.
- A. Schick. On asymptotically efficient estimation in semiparametric models. *The Annals of Statistics*, pages 1139–1151, 1986.
- P. Schulam and S. Saria. Reliable decision support using counterfactual models. In *Advances in Neural Information Processing Systems*, pages 1697–1708, 2017.
- D. Shah and Q. Xie. Q-learning with nearest neighbors. In *Advances in Neural Information Processing Systems*, pages 3111–3121, 2018.
- R. S. Sutton and A. G. Barto. *Reinforcement learning: An introduction*. MIT press, 2018.
- A. Swaminathan and T. Joachims. Batch learning from logged bandit feedback through counterfactual risk minimization. *Journal of Machine Learning Research*, 16:1731–1755, 2015.
- P. Thomas and E. Brunskill. Data-efficient off-policy policy evaluation for reinforcement learning. In *International Conference on Machine Learning*, pages 2139–2148, 2016.
- R. Tibshirani. Regression shrinkage and selection via the lasso. *Journal of the Royal Statistical Society: Series B (Methodological)*, 58(1):267–288, 1996.

- M. J. van der Laan and M. L. Petersen. Causal effect models for realistic individualized treatment and intention to treat rules. *The international journal of biostatistics*, 3(1), 2007.
- P. Van Moerbeke. On optimal stopping and free boundary problems. *Archive for Rational Mechanics and Analysis*, 60(2):101–148, 1976.
- S. Vansteelandt, M. Joffe, et al. Structural nested models and g-estimation: the partially realized promise. *Statistical Science*, 29(4):707–731, 2014.
- S. Wager and S. Athey. Estimation and inference of heterogeneous treatment effects using random forests. *Journal of the American Statistical Association*, (just-accepted), 2017.
- C. J. Watkins and P. Dayan. Q-learning. *Machine learning*, 8(3-4):279–292, 1992.
- When To Start Consortium. Timing of initiation of antiretroviral therapy in aids-free hiv-1-infected patients: a collaborative analysis of 18 hiv cohort studies. *The Lancet*, 373(9672):1352–1363, 2009.
- B. Zhang, A. A. Tsiatis, M. Davidian, M. Zhang, and E. Laber. Estimating optimal treatment regimes from a classification perspective. *Stat*, 1(1):103–114, 2012.
- B. Zhang, A. A. Tsiatis, E. B. Laber, and M. Davidian. Robust estimation of optimal dynamic treatment regimes for sequential treatment decisions. *Biometrika*, 100(3):681–694, 2013.
- Y. Zhang, E. B. Laber, M. Davidian, and A. A. Tsiatis. Estimation of optimal treatment regimes using lists. *Journal of the American Statistical Association*, pages 1–9, 2018.
- Y.-Q. Zhao, D. Zeng, E. B. Laber, R. Song, M. Yuan, and M. R. Kosorok. Doubly robust learning for estimating individualized treatment with censored data. *Biometrika*, 102(1):151–168, 2014.
- Y. Zhao, D. Zeng, A. J. Rush, and M. R. Kosorok. Estimating individualized treatment rules using outcome weighted learning. *Journal of the American Statistical Association*, 107(499):1106–1118, 2012.
- X. Zhou, N. Mayer-Hamblett, U. Khan, and M. R. Kosorok. Residual weighted learning for estimating individualized treatment rules. *Journal of the American Statistical Association*, 112(517):169–187, 2017.
- Z. Zhou, S. Athey, and S. Wager. Offline multi-action policy learning: Generalization and optimization. *arXiv preprint arXiv:1810.04778*, 2018.

## SUPPLEMENTARY MATERIAL

### A Proofs

*Proof of Lemma 1.*

$$\begin{aligned}
 \Delta(\pi, \mathbf{0}) &\stackrel{(a)}{=} -\mathbb{E}_{\mathbf{0}} \left[ \sum_{t=1}^T Q_{\pi,t}(S_{1:t}, A_{1:t}) - \mu_{\pi,t}(S_{1:t}, A_{1:t-1}) \right] \\
 &= -\mathbb{E}_{\mathbf{0}} \left[ \sum_{t=1}^T \mathbb{1}_{t \geq \tau_{\pi}} (Q_{\pi,t}(S_{1:t}, \mathbf{0}_{1:t}) - \mu_{\pi,t}(S_{1:t}, \mathbf{0}_{1:(t-1)})) \right] \\
 &= \mathbb{E}_{\mathbf{0}} \left[ \sum_{t=1}^T \mathbb{1}_{t \geq \tau_{\pi}} (\mu_{now, W_{\pi}}(S_{1:t}, t) - \mu_{next, W_{\pi}}(S_{1:t}, t)) \right]
 \end{aligned}$$

where (a) follows immediately from Lemma 1 in [Murphy \(2005\)](#). □

*Proof of Lemma 2.* For a fixed  $t$  such that  $1 \leq t \leq T$ ,

$$\mathbb{E} \left[ \mathbb{1}_{t \geq \tau_{\pi}} \frac{\mathbb{1}_{A_{1:t-1}=0}}{\prod_{t'=1}^{t-1} e_{t',0}(S_{1:t'})} (\mu_{now, W_{\pi}}(S_{1:t}, t) - \mu_{next, W_{\pi}}(S_{1:t}, t)) \right] \quad (45)$$

$$= \mathbb{E} \left[ \mathbb{1}_{t \geq \tau_{\pi}} \frac{\mathbb{1}_{A_{1:t-1}=0}}{\prod_{t'=1}^{t-1} e_{t',0}(S_{1:t'})} (\mu_{now, W_{\pi}}(S_{1:t}(\mathbf{0}_{1:(t-1)}), t) - \mu_{next, W_{\pi}}(S_{1:t}(\mathbf{0}_{1:(t-1)}), t)) \right] \quad (46)$$

$$= \mathbb{E} \left[ \mathbb{E} \left[ \mathbb{1}_{t \geq \tau_{\pi}} \frac{\mathbb{1}_{A_{1:t-1}=0}}{\prod_{t'=1}^{t-1} e_{t',0}(S_{1:t'})} (\mu_{now, W_{\pi}}(S_{1:t}(\mathbf{0}_{1:(t-1)}), t) - \mu_{next, W_{\pi}}(S_{1:t}(\mathbf{0}_{1:(t-1)}), t)) \mid \mathcal{F}_{t-1} \right] \right] \quad (47)$$

$$= \mathbb{E} \left[ \mathbb{E} \left[ \frac{\mathbb{1}_{A_{1:t-1}=0}}{\prod_{t'=1}^{t-1} e_{t',0}(S_{1:t'})} \mid \mathcal{F}_{t-1} \right] \mathbb{E} \left[ \mathbb{1}_{t \geq \tau_{\pi}} (\mu_{now, W_{\pi}}(S_{1:t}(\mathbf{0}_{1:(t-1)}), t) - \mu_{next, W_{\pi}}(S_{1:t}(\mathbf{0}_{1:(t-1)}), t)) \mid \mathcal{F}_{t-1} \right] \right] \quad (48)$$

$$= \mathbb{E}_{\mathbf{0}} [\mathbb{1}_{t \geq \tau_{\pi}} (\mu_{now, W_{\pi}}(S_{1:t}, t) - \mu_{next, W_{\pi}}(S_{1:t}, t))] \quad (49)$$

where (46) follows from Assumption 2 and (48) follows from Assumption 1 and the fact that conditioning on  $\mathcal{F}_{t-1}$ ,  $\mathbb{1}_{t \geq \tau_{\pi}}$  depends on  $S_t(\mathbf{0}_{1:(t-1)})$ . □

*Proof of Lemma 3.* First, we check that  $\mathbb{E} [\tilde{\Delta}(\pi, \mathbf{0})] = \Delta(\pi, \mathbf{0})$ . It is sufficient to check that

for each  $t$  such that  $1 \leq t \leq T$ , the following hold.

$$\mathbb{E} \left[ \mathbb{1}_{t \geq \tau_\pi} \frac{\mathbb{1}_{A_{1:t-1}^{(i)}=0} \mathbb{1}_{A_t^{(i)}=k}}{\prod_{t'=1}^{t-1} e_{t',0}(S_{1:t'}) e_{t,k}(S_{1:t}^{(i)})} \left( Y^{(i)}(\mathbf{0}_{1:(t-1)}, k, A_{(t+1):T}) - \mu_{now,k}(S_{1:t}^{(i)}(\mathbf{0}_{1:(t-1)}, k, A_{(t+1):T}), t) \right) \right] \quad (50)$$

$$= \mathbb{E} \left[ \mathbb{E} \left[ \mathbb{1}_{t \geq \tau_\pi} \frac{\mathbb{1}_{A_{1:t-1}^{(i)}=0} \mathbb{1}_{A_t^{(i)}=k}}{\prod_{t'=1}^{t-1} e_{t',0}(S_{1:t'}) e_{t,k}(S_{1:t}^{(i)})} \left( Y^{(i)}(\mathbf{0}_{1:(t-1)}, k, A_{(t+1):T}) \right. \right. \right. \quad (51)$$

$$\left. \left. \left. - \mu_{now,k}(S_{1:t}^{(i)}(\mathbf{0}_{1:(t-1)}, k, A_{(t+1):T}), t) \right) \mid \mathcal{F}_t \right] \right] \quad (52)$$

$$= \mathbb{E} \left[ \mathbb{1}_{t \geq \tau_\pi} \frac{\mathbb{1}_{A_{1:t-1}^{(i)}=0}}{\prod_{t'=1}^{t-1} e_{t',0}(S_{1:t'}) e_{t,k}(S_{1:t}^{(i)})} \mathbb{E} \left[ \mathbb{1}_{A_t^{(i)}=k} \left( Y^{(i)}(\mathbf{0}_{1:(t-1)}, k, A_{(t+1):T}) \right. \right. \right. \quad (53)$$

$$\left. \left. \left. - \mu_{now,k}(S_{1:t}^{(i)}(\mathbf{0}_{1:(t-1)}, k, A_{(t+1):T}), t) \right) \mid \mathcal{F}_t \right] \right] \quad (54)$$

$$= \mathbb{E} \left[ \mathbb{1}_{t \geq \tau_\pi} \frac{\mathbb{1}_{A_{1:t-1}^{(i)}=0}}{\prod_{t'=1}^{t-1} e_{t',0}(S_{1:t'}) e_{t,k}(S_{1:t}^{(i)})} \mathbb{E} \left[ \mathbb{1}_{A_t^{(i)}=k} \mid \mathcal{F}_t \right] \mathbb{E} \left[ Y^{(i)}(\mathbf{0}_{1:(t-1)}, k, A_{(t+1):T}) \right. \right. \quad (55)$$

$$\left. \left. \left. - \mu_{now,k}(S_{1:t}^{(i)}(\mathbf{0}_{1:(t-1)}, k, A_{(t+1):T}), t) \mid \mathcal{F}_t \right] \right] \quad (56)$$

$$= \mathbb{E} \left[ \mathbb{1}_{t \geq \tau_\pi} \frac{\mathbb{1}_{A_{1:t-1}^{(i)}=0}}{\prod_{t'=1}^{t-1} e_{t',0}(S_{1:t'}) e_{t,k}(S_{1:t}^{(i)})} \mathbb{E} \left[ \mathbb{1}_{A_t^{(i)}=k} \mid \mathcal{F}_t \right] \left( \mathbb{E} \left[ Y^{(i)} \mid S_{1:t}^{(i)}, A_{1:(t-1)} = 0, A_t = k \right] - \mu_{now,k}(S_{1:t}^{(i)}) \right) \right] \quad (57)$$

$$= 0 \quad (58)$$

Next, we check that the variance  $\Omega_\pi < \infty$ . Note that, given overlap as in Assumption 3, we have  $\frac{1}{\prod_{t=1}^{T-1} e_{t,0}(S_{1:t})} \frac{1}{e_{t,k}(S_{1:t})} \leq T(1-\eta_0/T)^{-T}/\eta \leq T \exp(2\eta_0)/\eta$  when  $T \geq 2$  and  $0 < \eta_0 < 1$ . Note that the outcomes are bounded almost surely, i.e.  $Y \leq M$  for some universal constant  $M$ . We then conclude that  $\Omega_\pi < \infty$ .

The desired result then follows from the LindebergLvy Central Limit Theorem.  $\square$

*Proof of Lemma 4.* Given a policy class  $\Pi$ , letting  $\pi^* = \operatorname{argmax}_{\pi \in \Pi} V_\pi$ . First, we note that

$$R(\tilde{\pi}) = V_{\pi^*} - V_{\tilde{\pi}} \quad (59)$$

$$= \Delta(\pi^*, \tilde{\pi}) \quad (60)$$

$$= \tilde{\Delta}(\pi^*, \tilde{\pi}) + \Delta(\pi^*, \tilde{\pi}) - \tilde{\Delta}(\pi^*, \tilde{\pi}) \quad (61)$$

$$\leq \Delta(\pi^*, \tilde{\pi}) - \tilde{\Delta}(\pi^*, \tilde{\pi}) \quad (62)$$

$$\leq \sup_{\pi, \pi' \in \Pi} \left| \Delta(\pi, \pi') - \tilde{\Delta}(\pi, \pi') \right|. \quad (63)$$

We note that although we work in the sequential policy learning setup, by redefining policy  $\pi$  as in (17), the form of  $\tilde{\Delta}$  in (18) becomes the same as  $\tilde{\Delta}$  in Zhou et al. (2018). Given Assumptions 1-4, by directly following their Lemma 2, we have for any  $\delta > 0$ , with probability

at least  $1 - 2\delta$ , there exists universal constants  $0 < c_1, c_2 < \infty$  such that

$$\sup_{\pi, \pi' \in \Pi} \left| \tilde{\Delta}(\pi, \pi') - \Delta(\pi, \pi') \right| \leq \left( c_1 \kappa(\Pi) + c_2 + \sqrt{2 \log \frac{1}{\delta}} \right) \sqrt{\frac{V^*}{n}} + o\left(\frac{1}{\sqrt{n}}\right). \quad (64)$$

Let the last term be  $c_n$ . Thus for any  $c > 0$ , there exists  $N(c)$  such that for all  $n > N(c)$ ,  $c_n < c/\sqrt{n}$ . Choose  $\varepsilon_0(c, \delta)$  so small such that by letting  $\left( c_1 \kappa(\Pi) + c_2 + \sqrt{2 \log \frac{1}{\delta}} \right) \sqrt{\frac{V^*}{n}} + c/\sqrt{n} < \varepsilon_0(\delta, c)$ , we have  $n > N(c)$ . The result then follows immediately for all  $\varepsilon < \varepsilon_0(\delta, c)$ .  $\square$

*Proof of Lemma 5.* For notational convenience, we let  $u_{k,t}^{(i)}(\pi, \pi') := \pi_{(k-1)(T+1)+t}(H^{(i)}) - \pi'_{(k-1)(T+1)+t}(H^{(i)})$  denote the difference in the policy indicator of  $\pi$  and  $\pi'$  at time  $t$  for action  $k$  for the  $i$ -th trajectory  $H^{(i)}$  using the definition of  $\pi$  in (17). We start by rewriting the value difference function (18) as follows: for  $\pi, \pi' \in \Pi$ ,

$$\tilde{\Delta}(\pi, \pi') = \frac{1}{n} \sum_{i=1}^n \langle \pi(H^{(i)}) - \pi'(H^{(i)}), \tilde{\Gamma}^{(i)} \rangle \quad (65)$$

$$= \sum_{t=1}^T \sum_{k=1}^K \frac{1}{n} \sum_{i=1}^n u_{k,t}^{(i)}(\pi, \pi') \left( \tilde{\Upsilon}_{t,k,now} - \tilde{\Upsilon}_{t,k,next} \right) \quad (66)$$

where

$$\tilde{\Upsilon}_{t,k,now}(S_{1:t}^{(i)}) = \frac{\mathbb{1}_{A_{1:t-1}^{(i)}=0}}{\prod_{t'=1}^{t-1} e_{t',0}(S_{1:t'}^{(i)})} \left( \mu_{now,k}(S_{1:t}^{(i)}, t) + \mathbb{1}_{A_t^{(i)}=k} \frac{Y^{(i)} - \mu_{now,k}(S_{1:t}^{(i)}, t)}{e_{t,k}(S_{1:t}^{(i)})} \right) \quad (67)$$

and

$$\tilde{\Upsilon}_{t,k,next}(S_{1:t}^{(i)}) = \frac{\mathbb{1}_{A_{1:t-1}^{(i)}=0}}{\prod_{t'=1}^{t-1} e_{t',0}(S_{1:t'}^{(i)})} \left( \mu_{next,k}(S_{1:t}^{(i)}, t) + \mathbb{1}_{A_t^{(i)}=0, A_{t+1}^{(i)}=k} \frac{Y^{(i)} - \mu_{next,k}(S_{1:t}^{(i)}, t)}{e_{t+,k}(S_{1:t}^{(i)})} \right). \quad (68)$$

We can similarly rewrite the feasible difference quantity as

$$\hat{\Delta}(\pi, \pi') = \frac{1}{n} \sum_{i=1}^n \langle \pi(H^{(i)}) - \pi'(H^{(i)}), \hat{\Gamma}^{(i)} \rangle \quad (69)$$

$$= \sum_{t=1}^T \sum_{k=1}^K \frac{1}{n} \sum_{i=1}^n u_{k,t}^{(i)}(\pi, \pi') \left( \hat{\Upsilon}_{t,k,now} - \hat{\Upsilon}_{t,k,next} \right) \quad (70)$$

where

$$\hat{\Upsilon}_{t,k,now}(S_{1:t}^{(i)}) = \frac{\mathbb{1}_{A_{1:t-1}^{(i)}=0}}{\prod_{t'=1}^{t-1} \hat{e}_{t',0}^{-q(i)}(S_{1:t'}^{(i)})} \left( \hat{\mu}_{now,k}^{-q(i)}(S_{1:t}^{(i)}, t) + \mathbb{1}_{A_t^{(i)}=k} \frac{Y^{(i)} - \hat{\mu}_{now,k}^{-q(i)}(S_{1:t}^{(i)}, t)}{\hat{e}_{t,k}^{-q(i)}(S_{1:t}^{(i)})} \right) \quad (71)$$

and

$$\hat{\Upsilon}_{t,k,next}(S_{1:t}^{(i)}) = \frac{\mathbb{1}_{A_{1:t-1}^{(i)}=0}}{\prod_{t'=1}^{t-1} \hat{e}_{t',0}^{-q(i)}(S_{1:t'}^{(i)})} \left( \hat{\mu}_{next,k}^{-q(i)}(S_{1:t}^{(i)}, t) + \mathbb{1}_{A_t^{(i)}=0, A_{t+1}^{(i)}=k} \frac{Y^{(i)} - \hat{\mu}_{next,k}^{-q(i)}(S_{1:t}^{(i)}, t)}{\hat{e}_{t+,k}^{-q(i)}(S_{1:t}^{(i)})} \right). \quad (72)$$

We wish to bound  $\sup_{\pi, \pi' \in \Pi} \left| \hat{\Delta}(\pi, \pi') - \tilde{\Delta}(\pi, \pi') \right|$ . For a fixed  $t, k$ , we start with the following decomposition:

$$\sup_{\pi, \pi' \in \Pi} \left| \frac{1}{n} \sum_{\substack{i:t \geq \tau_\pi \\ W_\pi = k}} u_{k,t}^{(i)}(\pi, \pi') \left( \hat{Y}_{t,k,now}(S_{1:t}^{(i)}) - \tilde{Y}_{t,k,now}(S_{1:t}^{(i)}) \right) \right| \quad (73)$$

$$= \sup_{\pi, \pi' \in \Pi} \left| \frac{1}{n} \sum_{\substack{i:t \geq \tau_\pi \\ W_\pi = k}} u_{k,t}^{(i)}(\pi, \pi') \left( \frac{\mathbb{1}_{A_{1:t-1}^{(i)}=0}}{\prod_{t'=1}^{t-1} e_{t',0}(S_{1:t'}^{(i)})} - \frac{\mathbb{1}_{A_{1:t-1}^{(i)}=0} \mathbb{1}_{A_t^{(i)}=k}}{\prod_{t'=0}^{t-1} e_{t',0}(S_{1:t'}^{(i)}) e_{t,k}(S_{1:t}^{(i)})} \right) \right| \quad (74)$$

$$\left( \hat{\mu}_{now,k}^{(-q(i))}(S_{1:t}^{(i)}, t) - \mu_{now,k}(S_{1:t}^{(i)}, t) \right) \Big| \quad (75)$$

$$+ \sup_{\pi, \pi' \in \Pi} \left| \frac{1}{n} \sum_{\substack{i:t \geq \tau_\pi \\ W_\pi = k}} u_{k,t}^{(i)}(\pi, \pi') \left( \frac{\mathbb{1}_{A_{1:t-1}^{(i)}=0} \mathbb{1}_{A_t^{(i)}=k}}{\prod_{t'=0}^{t-1} \hat{e}_{t',0}^{-q(i)}(S_{1:t'}^{(i)}) \hat{e}_{t,k}^{-q(i)}(S_{1:t}^{(i)})} - \frac{\mathbb{1}_{A_{1:t-1}^{(i)}=0} \mathbb{1}_{A_t^{(i)}=k}}{\prod_{t'=0}^{t-1} e_{t',0}(S_{1:t'}^{(i)}) e_{t,k}(S_{1:t}^{(i)})} \right) \right| \quad (76)$$

$$\left( Y^{(i)} - \mu_{now,k}(S_{1:t}^{(i)}, t) \right) \quad (77)$$

$$+ \sup_{\pi, \pi' \in \Pi} \left| \frac{1}{n} \sum_{\substack{i:t \geq \tau_\pi \\ W_\pi = k}} u_{k,t}^{(i)}(\pi, \pi') \left( \frac{\mathbb{1}_{A_{1:t-1}^{(i)}=0}}{\prod_{t'=1}^{t-1} \hat{e}_{t',0}^{-q(i)}(S_{1:t'}^{(i)})} - \frac{\mathbb{1}_{A_{1:t-1}^{(i)}=0}}{\prod_{t'=1}^{t-1} e_{t',0}(S_{1:t'}^{(i)})} \right) \mu_{now,k}(S_{1:t}^{(i)}, t) \right| \quad (78)$$

$$+ \sup_{\pi, \pi' \in \Pi} \left| \frac{1}{n} \sum_{\substack{i:t \geq \tau_\pi \\ W_\pi = k}} u_{k,t}^{(i)}(\pi, \pi') \left( \frac{\mathbb{1}_{A_{1:t-1}^{(i)}=0}}{\prod_{t'=1}^{t-1} \hat{e}_{t',0}^{-q(i)}(S_{1:t'}^{(i)})} - \frac{\mathbb{1}_{A_{1:t-1}^{(i)}=0}}{\prod_{t'=1}^{t-1} e_{t',0}(S_{1:t'}^{(i)})} \right) \left( \hat{\mu}_{now,k}^{(-q(i))}(S_{1:t}^{(i)}, t) - \mu_{now,k}(S_{1:t}^{(i)}, t) \right) \right| \quad (79)$$

$$+ \sup_{\pi, \pi' \in \Pi} \left| -\frac{1}{n} \sum_{\substack{i:t \geq \tau_\pi \\ W_\pi = k}} u_{k,t}^{(i)}(\pi, \pi') \left( \frac{\mathbb{1}_{A_{1:t-1}^{(i)}=0} \mathbb{1}_{A_t^{(i)}=k}}{\prod_{t'=0}^{t-1} \hat{e}_{t',0}^{-q(i)}(S_{1:t'}^{(i)}) \hat{e}_{t,k}^{-q(i)}(S_{1:t}^{(i)})} - \frac{\mathbb{1}_{A_{1:t-1}^{(i)}=0} \mathbb{1}_{A_t^{(i)}=k}}{\prod_{t'=0}^{t-1} e_{t',0}(S_{1:t'}^{(i)}) e_{t,k}(S_{1:t}^{(i)})} \right) \right| \quad (80)$$

$$\left( \hat{\mu}_{now,k}^{(-q(i))}(S_{1:t}^{(i)}, t) - \mu_{now,k}(S_{1:t}^{(i)}, t) \right) \Big| \quad (81)$$

Let the five terms above be  $m_{1,t,k,now}, m_{2,t,k,now}, m_{3,t,k,now}, m_{4,t,k,now}, m_{5,t,k,now}$  respectively. Analogously, we can decompose

$$\sup_{\pi, \pi' \in \Pi} \left| \frac{1}{n} \sum_{\substack{i:t \geq \tau_\pi \\ W_\pi = k}} u_{k,t}^{(i)}(\pi, \pi') \left( \hat{Y}_{t,k,next}(S_{1:t}^{(i)}) - \tilde{Y}_{t,k,next}(S_{1:t}^{(i)}) \right) \right| \quad (82)$$

in a similar fashion, and call the decomposed summands  $m_{1,t,k,next}, m_{2,t,k,next}, m_{3,t,k,next}, m_{4,t,k,next}, m_{5,t,k,next}$ .

We proceed by bounding  $m_{1,t,k,now}, m_{2,t,k,now}, m_{3,t,k,now}, m_{4,t,k,now}, m_{5,t,k,now}$  respectively. It is easy to see with analogous arguments,  $m_{1,t,k,next}, m_{2,t,k,next}, m_{3,t,k,next}, m_{4,t,k,next}, m_{5,t,k,next}$  can be bounded similarly. Finally, we bound the term  $m_{3,t,k,now} - m_{3,t,k,next}$ .

To bound  $m_{1,t,k,now}$ , for simplicity and without loss of generality, we assume there are only two folds,  $\mathcal{I}_1$  and  $\mathcal{I}_2$ . We denote the superscript  $(-\mathcal{I}_k)$  to be using all folds except  $\mathcal{I}_k$

to train the corresponding predictor. Then

$$m_{1,t,k,now} \leq \frac{|\mathcal{I}_1|}{n} m_{1,t,k,now}^{\mathcal{I}_1} + \frac{|\mathcal{I}_2|}{n} m_{1,t,k,now}^{\mathcal{I}_2} \quad (83)$$

where

$$m_{1,t,k,now}^{\mathcal{I}_1} = \sup_{\pi, \pi' \in \Pi} \left| \frac{1}{|\mathcal{I}_1|} \sum_{\substack{i:t \geq \tau_\pi \\ W_\pi = k}} u_{k,t}^{(i)}(\pi, \pi') \left( \frac{\mathbb{1}_{A_{1:t-1}^{(i)}=0}}{\prod_{t'=1}^{t-1} e_{t',0}(S_{1:t'}^{(i)})} - \frac{\mathbb{1}_{A_{1:t-1}^{(i)}=0} \mathbb{1}_{A_t^{(i)}=k}}{\prod_{t'=0}^{t-1} e_{t',0}(S_{1:t'}^{(i)}) e_{t,k}(S_{1:t}^{(i)})} \right) \right. \quad (84)$$

$$\left. \left( \hat{\mu}_{now,k}^{(-\mathcal{I}_1)}(S_{1:t}^{(i)}, t) - \mu_{now,k}(S_{1:t}^{(i)}, t) \right) \right| \quad (85)$$

and  $m_{1,t,k,now}^{\mathcal{I}_2}$  can be similarly defined.

First, we note that by Assumptions 1, 2 and 3 the expectation of the term above without the supremum is 0 after conditioning on  $\mathcal{F}_{t-1}$  following a similar argument as in the proof of Lemma 2 and noting that  $\mathbb{E} \left[ \left( \frac{\mathbb{1}_{A_{1:t-1}^{(i)}=0}}{\prod_{t'=1}^{t-1} e_{t',0}(S_{1:t'}^{(i)})} - \frac{\mathbb{1}_{A_{1:t-1}^{(i)}=0} \mathbb{1}_{A_t^{(i)}=k}}{\prod_{t'=0}^{t-1} e_{t',0}(S_{1:t'}^{(i)}) e_{t,k}(S_{1:t}^{(i)})} \right) \middle| \mathcal{F}_{t-1} \right] = 0$ . Next, given overlap and applying Lemma 4 by identifying all terms within the absolute value in  $m_{1,t,k,now}^{\mathcal{I}_1}$  after conditioning on the fold  $\mathcal{I}_2$  and  $\mathcal{F}_t$  as the new  $\tilde{\Delta}(\pi, \pi')$  and identifying  $\left( \frac{\mathbb{1}_{A_{1:t-1}^{(i)}=0}}{\prod_{t'=1}^{t-1} 1 - e_{t',0}(S_{1:t'}^{(i)})} - \frac{\mathbb{1}_{A_{1:t-1}^{(i)}=0} \mathbb{1}_{A_t^{(i)}=k}}{\prod_{t'=0}^{t-1} e_{t',0}(S_{1:t'}^{(i)}) e_{t,k}(S_{1:t}^{(i)})} \right) \left( \hat{\mu}_{now,k}^{(-\mathcal{I}_1)}(S_{1:t}^{(i)}, t) - \mu_{now,k}(S_{1:t}^{(i)}, t) \right)$  as the new  $\tilde{\Gamma}^{(i)}$ , we obtain that there exists universal constants  $0 < c_1, c_2 < \infty$  such that any  $\delta > 0$ , with probability at least  $1 - 2\delta$ ,

$$m_{1,t,k,now}^{\mathcal{I}_1} \leq \left( c_1 \kappa(\Pi) + \sqrt{2 \log \left( \frac{1}{\delta} \right) + c_2} \right) \mathbb{E} \left[ \sqrt{\frac{\sup_{\pi, \pi' \in \Pi} \mathbb{E} [U | \mathcal{I}_2]}{|\mathcal{I}_1|}} \right] + o \left( \frac{1}{\sqrt{|\mathcal{I}_1|}} \right) \quad (86)$$

where

$$U = u_{k,t}^2(\pi, \pi') \left( \frac{\mathbb{1}_{A_{1:t-1}^{(i)}=0}}{\prod_{t'=1}^{t-1} 1 - e_{t',0}(S_{1:t'}^{(i)})} - \frac{\mathbb{1}_{A_{1:t-1}^{(i)}=0} \mathbb{1}_{A_t^{(i)}=k}}{\prod_{t'=0}^{t-1} 1 - e_{t',0}(S_{1:t'}^{(i)}) e_{t,k}(S_{1:t}^{(i)})} \right)^2 \quad (87)$$

$$\left( \hat{\mu}_{now,k}^{\mathcal{I}_2}(S_{1:t}^{(i)}, t) - \mu_{now,k}(S_{1:t}^{(i)}, t) \right)^2 \quad (88)$$

Given  $|u_{k,t}| < 1$ , from our assumption on the decay rate on  $\hat{\mu}_{now,k}$  and Jensen's inequality, for some constant  $c$ ,

$$\mathbb{E} \left[ \sqrt{\frac{\sup_{\pi, \pi' \in \Pi} \mathbb{E} [U | \mathcal{I}_2]}{|\mathcal{I}_1|}} \right] \leq T \frac{e^{2\eta_0}}{\eta} \mathbb{E} \left[ \sqrt{\frac{\mathbb{E} \left[ \left( \hat{\mu}_{now,k}^{(-\mathcal{I}_1)}(S_{1:t}^{(i)}, t) - \mu_{now,k}(S_{1:t}^{(i)}, t) \right)^2 \middle| \mathcal{I}_2 \right]}{|\mathcal{I}_1|}} \right] \quad (89)$$

$$\leq T \frac{e^{2\eta_0}}{\eta} \frac{1}{\sqrt{|\mathcal{I}_1|}} \sqrt{\mathbb{E} \left[ \left( \hat{\mu}_{now,k}^{(-\mathcal{I}_1)}(S_{1:t}^{(i)}, t) - \mu_{now,k}(S_{1:t}^{(i)}, t) \right)^2 \right]} \quad (90)$$

$$\leq \sqrt{C_\mu} T \frac{e^{2\eta_0}}{\eta} n^{-\kappa_\mu} \frac{1}{\sqrt{|\mathcal{I}_1|}} \quad (91)$$



where we have used the same argument on bounding the product of propensities with overlap. Completing the above argument with a symmetrical one for the fold  $\mathcal{I}_2$ , we conclude that for any  $\delta > 0$ , with probability at least  $1 - \delta$ , there exists universal constants  $0 < c_1, c_2 < \infty$  such that any  $\delta > 0$ , with probability at least  $1 - 2\delta$ ,

$$m_{1,t,k,now} \leq \left( c_1 \kappa(\Pi) + \sqrt{2 \log \left( \frac{1}{\delta} \right) + c_2} \right) \sqrt{C_\mu T} \frac{e^{2\eta_0}}{\eta} n^{-\frac{1}{2} - \kappa_\mu} + o \left( \frac{1}{\sqrt{n}} \right) \quad (92)$$

To bound  $m_{2,t,k,now}$ , we first note that if for some estimator  $\hat{l}_i$  of  $l_i$  where  $|l_i| \leq 1$  for some constant  $L_i > 0$  and  $\mathbb{E} \left[ (\hat{l}_i - l_i)^2 \right] \leq C_i n^{-k}$  for  $i = 1, \dots, T$  and some constant  $C$  and  $k$ , then by Cauchy Schwartz,

$$\mathbb{E} \left[ \left( \prod_{i=1}^T \hat{l}_i - \prod_{i=1}^T l_i \right)^2 \right] \leq T \max_i C_i n^{-k} \quad (93)$$

Thus, given (24) in Assumption 5 and overlap, we automatically have

$$\mathbb{E} \left[ \left( \frac{1}{\prod_{t'=1}^{t-1} \hat{e}_{t',0}(S_{1:t'}) \hat{e}_{t,k}(S_{1:t})} - \frac{1}{\prod_{t'=1}^t e_{t',0}(S_{1:t'}) e_{t,k}(S_{1:t})} \right)^2 \right] \leq \max(C_e, C_{e_0}) \frac{e^{8\eta_0}}{\eta^4} T^5 n^{-2 \min(\kappa_e, \kappa_{e_0})}. \quad (94)$$

where we note again that  $\frac{1}{\prod_{t'=1}^t e_{t',0}(S_{1:t'}) e_{t,k}(S_{1:t})} \leq \left( \frac{1}{(1-\eta_0/T)^T \eta/T} \right) \leq e^{2\eta_0} \frac{T}{\eta}$  when  $T \geq 2$  and  $0 < \eta_0 < 1$ .

Following a similar argument, we can show that for any  $\delta > 0$ , there exist (the same) universal constants  $0 < c_1, c_2 < \infty$  such that with probability at least  $1 - 2\delta$ ,

$$m_{2,t,k,now} \leq \left( c_1 \kappa(\Pi) + \sqrt{2 \log \left( \frac{1}{\delta} \right) + c_2} \right) \sqrt{\max(C_e, C_{e_0})} \frac{e^{4\eta_0}}{\eta^2} T^{2.5} n^{-\frac{1}{2} - \min(\kappa_e, \kappa_{e_0})} + o \left( \frac{1}{\sqrt{n}} \right) \quad (95)$$

To bound  $m_{4,t,k,now}$ , by Cauchy-Schwartz

$$\mathbb{E} \left[ \left( \frac{\mathbb{1}_{A_{1:t-1}=0}^{(i)}}{\prod_{t'=1}^{t-1} \hat{e}_{t',0}^{-q(i)}(S_{1:t'})} - \frac{\mathbb{1}_{A_{1:t-1}=0}^{(i)}}{\prod_{t'=1}^{t-1} e_{t',0}(S_{1:t'})} \right) \left( \hat{\mu}_{now,k}^{(-q(i))} - \mu_{now,k} \right) \right] \quad (96)$$

$$\leq \sqrt{\mathbb{E} \left[ \left( \frac{\mathbb{1}_{A_{1:t-1}=0}^{(i)}}{\prod_{t'=1}^{t-1} \hat{e}_{t',0}^{-q(i)}(S_{1:t'})} - \frac{\mathbb{1}_{A_{1:t-1}=0}^{(i)}}{\prod_{t'=1}^{t-1} e_{t',0}(S_{1:t'})} \right)^2 \right]} \mathbb{E} \left[ \left( \hat{\mu}_{now,k}^{(-q(i))} - \mu_{now,k} \right)^2 \right] \quad (97)$$

$$\leq \sqrt{C_{e_0} C_\mu e^{8\eta_0} T n^{-2(\kappa_{e_0} + \kappa_\mu)}} \quad (98)$$

By Markov's inequality, we have with probability  $1 - \delta$ ,

$$m_{4,t,k,now} \leq \frac{1}{\delta} \sqrt{C_{e_0} C_\mu e^{8\eta_0} T n^{-2(\kappa_{e_0} + \kappa_\mu)}} \quad (99)$$

Bounding  $m_{5,t,k,now}$  now follows a similar argument using Cauchy-Schwartz, and we have with probability  $1 - \delta$ ,

$$m_{5,t,k,now} \leq \frac{1}{\delta} \sqrt{\max(C_{e_0}, C_e) C_\mu \frac{e^{8\eta_0}}{\eta^4} T^5 n^{-2(\min(\kappa_{e_0}, \kappa_e) + \kappa_\mu)}} \quad (100)$$

Finally, to bound  $m_{3,now} - m_{3,next}$ , it follows from a similar argument by Cauchy-Schwartz as well, and we have with probability  $1 - \delta$ ,

$$m_{3,t,k,now} - m_{3,t,k,next} \leq \frac{1}{\delta} \sqrt{C_{e_0} C_\mu e^{8\eta_0} T n^{-2(\kappa_{e_0} + \kappa_\delta)}} \quad (101)$$

By symmetry, we can have similar statements for  $m_{1,t,k,next}, m_{2,t,k,next}, m_{4,t,k,next}, m_{5,t,k,next}$ . Combining the above, we have with probability at least  $1 - 13\delta$ , there exists universal constants  $0 < c_1, c_2 < \infty$  such that

$$\sup_{\pi, \pi' \in \Pi} \left| \hat{\Delta}(\pi, \pi') - \tilde{\Delta}(\pi, \pi') \right| \leq 2 \left( c_1 \kappa(\Pi) + \sqrt{2 \log \left( \frac{1}{\delta} \right) + c_2} \right) \sqrt{C_\mu T \frac{e^{2\eta_0}}{\eta} n^{-\frac{1}{2} - \kappa_\mu}} + \quad (102)$$

$$2 \left( c_1 \kappa(\Pi) + \sqrt{2 \log \left( \frac{1}{\delta} \right) + c_2} \right) \sqrt{\max(C_e, C_{e_0}) \frac{e^{4\eta_0}}{\eta^2} T^{2.5} n^{-\frac{1}{2} - \min(\kappa_e, \kappa_{e_0})}} + \frac{2}{\delta} \sqrt{C_{e_0} C_\mu e^{8\eta_0} T n^{-2(\kappa_{e_0} + \kappa_\mu)}} + \quad (103)$$

$$\frac{2}{\delta} \sqrt{\max(C_{e_0}, C_e) C_\mu \frac{e^{8\eta_0}}{\eta^4} T^5 n^{-2(\min(\kappa_{e_0}, \kappa_e) + \kappa_\mu)}} + \frac{1}{\delta} \sqrt{C_{e_0} C_\mu e^{8\eta_0} T n^{-2(\kappa_{e_0} + \kappa_\delta)}} + o\left(\frac{1}{\sqrt{n}}\right) \quad (104)$$

Letting the last term be  $c_n$ . Thus for any  $c > 0$ , there exists  $N(c)$  such that for all  $n > N(c)$ ,  $c_n < c/\sqrt{n}$ . Choose  $\varepsilon_0(c, \delta)$  so small such that by letting each of the six term terms on the right hand side bounded by  $\varepsilon_0(\delta_c)/6$ , we have  $n > N(c)$ . We then have for any  $\delta > 0$ , for all  $\varepsilon < \varepsilon_0(\delta, c)$ , there exists universal constants  $0 < c_1, c_2 < \infty$  such that with probability at least  $1 - 13\delta$ ,

$$\sup_{\pi, \pi'} \left| \hat{\Delta}(\pi, \pi') - \tilde{\Delta}(\pi, \pi') \right| \leq \varepsilon \quad (105)$$

provided we collect at least  $n(\varepsilon, \delta)$  samples, where

$$n(\varepsilon, \delta) = \max\{n_1(\varepsilon, \delta), n_2(\varepsilon, \delta), n_3(\varepsilon, \delta), n_4(\varepsilon, \delta), n_5(\varepsilon, \delta), n_6(\varepsilon, \delta)\} \quad (106)$$

where

$$n_1(\varepsilon, \delta) = \left( \frac{12}{\varepsilon} \left( c_1 \kappa(\Pi) + \sqrt{2 \log \left( \frac{1}{\delta} \right) + c_2} \right) \sqrt{C_\mu T} \frac{e^{2\eta_0}}{\eta} \right)^{\frac{2}{1+2\kappa_\mu}}, \quad (107)$$

$$n_2(\varepsilon, \delta) = \left( \frac{12}{\varepsilon} \left( c_1 \kappa(\Pi) + \sqrt{2 \log \left( \frac{1}{\delta} \right) + c_2} \right) \sqrt{\max(C_e, C_{e_0})} \frac{e^{4\eta_0}}{\eta^2} T^{2.5} \right)^{\frac{2}{1+2 \min(\kappa_{e_0}, \kappa_e)}}, \quad (108)$$

$$n_3(\varepsilon, \delta) = \left( \frac{12}{\varepsilon \delta} \sqrt{C_{e_0} C_\mu e^{8\eta_0} T} \right)^{\frac{1}{\kappa_{e_0} + \kappa_\mu}}, \quad (109)$$

$$n_4(\varepsilon, \delta) = \left( \frac{12}{\varepsilon \delta} \sqrt{\max(C_{e_0}, C_e) C_\mu \frac{e^{8\eta_0}}{\eta^4} T^5} \right)^{\frac{1}{\min(\kappa_{e_0}, \kappa_e) + \kappa_\mu}}, \quad (110)$$

$$n_5(\varepsilon, \delta) = \left( \frac{6}{\varepsilon \delta} \sqrt{C_{e_0} C_\mu e^{8\eta_0} T} \right)^{\frac{1}{\kappa_{e_0} + \kappa_\delta}}, \quad (111)$$

$$n_6(\varepsilon, \delta) = \left( \frac{6c}{\varepsilon} \right)^2 \quad (112)$$

□

## B Simulation Details and Results

For the binary treatment choices setup as described in Section 5.1, we define a linear thresholding rule  $\theta_1 S_t \geq \theta_2 t + \theta_3$  such that whenever this holds, we stop the treatment. We search over three classes of policies:

- Policies that always stop after some time  $t$ , corresponding to  $\theta_1 = 0, \theta_2 = -1, \theta_3 \in [1, 2, \dots, T + 1]$  where  $T = 10$  is the horizon length of the study.
- Policies that always stop once the patient's state  $S_t$  is above some threshold, corresponding to  $\theta_1 = 1, \theta_2 = 0, \theta_3 \in [-0.5, 0, 0.5, \dots, 4.5, 5]$ .
- Policies that depend on both the time and the patient's state  $S_t$ , corresponding to  $\theta_1 = 1, \theta_2 \in [-1/4, -1/3, -1/2, -1, -2, -3, -4], \theta_3 \in [1, 2, \dots, 15]$ .

For the multiple treatment choices setup as described in Section 5.2, we consider the linear thresholding class:  $\theta_1 X'_t + \theta_2 Y'_t + \theta_3 t \geq \theta_4$  is the region in which we start treatment. If in addition,  $\theta_5 X'_t + \theta_6 Y'_t + \theta_7 t \geq \theta_8$ , we use the invasive treatment and otherwise, use the non-invasive treatment. We search over the following classes of policies:

- Policies that always start treating at sometime, and always assign the non-invasive treatment option, corresponding to  $\theta_1 = 0, \theta_2 = 0, \theta_3 = 1, \theta_4 \in [1, 2, \dots, T + 1]$  where  $T = 10$  is the horizon length of the study,  $\theta_5 = 0, \theta_6 = 0, \theta_7 = 0, \theta_8 = 1$
- Policies that always start treating at sometime, and always assign the invasive treatment option, corresponding to  $\theta_1 = 0, \theta_2 = 0, \theta_3 = 1, \theta_4 \in [1, 2, \dots, T + 1]$  where  $T = 10$  is the horizon length of the study,  $\theta_5 = 0, \theta_6 = 0, \theta_7 = 1, \theta_8 = 0$

- Policies that depend on both the time and the two covariates in the form of  $\theta_1 \in [0.2, 0.7, 1, 3, 5], \theta_2 = 1, \theta_3 \in [0, 1], \theta_4 \in [1, 3, 5, 7, 9], \theta_5 \in [0.1, 0.35, 0.5, 1.5, 2.5], \theta_6 = 1, \theta_7 \in [0, 1], \theta_8 \in [1, 3, 5, 7, 9]$ .
- Policies that depend on both the time and the two covariates in the form of  $\theta_1 \in [0.2, 0.7, 1, 3, 5], \theta_2 = 1, \theta_3 \in [0, 1], \theta_4 \in [1, 3, 5, 7, 9], \theta_5 = -0.5, \theta_6 = 1, \theta_7 \in [0, 1], \theta_8 \in [-5, -2, 1, 4]$ .

n	$\nu$	$\beta$	$\sigma$	ADR	IPW	Fitted-Q	Oracle	MSE:ADR	MSE:IPW
250	0	0.5	1	<b>8.70</b>	8.36	7.55	8.81	<b>0.09</b>	0.88
250	0	0.5	3	<b>9.06</b>	8.56	7.50	9.23	<b>0.14</b>	0.33
250	0.5	0.5	1	<b>8.56</b>	8.35	7.53	8.78	<b>0.18</b>	0.82
250	0.5	0.5	3	<b>9.04</b>	8.43	7.39	9.26	<b>0.17</b>	0.34
500	0	0.5	1	<b>8.74</b>	8.53	7.77	8.81	<b>0.08</b>	0.75
500	0	0.5	3	<b>9.19</b>	8.85	7.59	9.23	<b>0.05</b>	0.15
500	0.5	0.5	1	<b>8.61</b>	8.52	7.70	8.78	<b>0.08</b>	0.75
500	0.5	0.5	3	<b>9.16</b>	8.80	7.58	9.26	<b>0.08</b>	0.22
1000	0	0.5	1	<b>8.77</b>	8.64	7.78	8.81	<b>0.10</b>	0.71
1000	0	0.5	3	<b>9.23</b>	8.93	7.59	9.23	<b>0.03</b>	0.08
1000	0.5	0.5	1	<b>8.66</b>	8.61	7.69	8.78	<b>0.05</b>	0.67
1000	0.5	0.5	3	<b>9.24</b>	8.90	7.58	9.26	<b>0.04</b>	0.10
2500	0	0.5	1	<b>8.79</b>	8.74	7.78	8.81	<b>0.09</b>	0.57
2500	0	0.5	3	<b>9.23</b>	9.05	7.59	9.23	<b>0.01</b>	0.04
2500	0.5	0.5	1	<b>8.71</b>	8.68	7.69	8.78	<b>0.06</b>	0.51
2500	0.5	0.5	3	<b>9.26</b>	8.98	7.59	9.26	<b>0.01</b>	0.05
5000	0	0.5	1	<b>8.80</b>	8.77	7.77	8.81	<b>0.06</b>	0.37
5000	0	0.5	3	<b>9.23</b>	9.14	7.59	9.23	<b>0.00</b>	0.02
5000	0.5	0.5	1	8.74	<b>8.75</b>	7.69	8.78	<b>0.05</b>	0.36
5000	0.5	0.5	3	<b>9.26</b>	9.10	7.59	9.26	<b>0.01</b>	0.04

Table 1: Detailed numerical results in the binary-action setup with  $\beta = 0.5$ ; all numbers have been multiplied by 10. In the fifth to the eighth columns, we show the value of the best learned policy using ADR, weighted IPW, and fitted-Q iteration against the value of the oracle (oracle) best policy in the prespecified policy class, with all value estimates evaluated using a Monte-Carlo rollout with 30000 repeats. In the right two columns, we show the mean-squared error of the value estimates averaged across all policies in the policy class. Results are averaged across 200 runs and rounded to two decimal places.

n	$\nu$	$\beta$	$\sigma$	ADR	IPW	Fitted-Q	Oracle	MSE:ADR	MSE:IPW
250	0	1	1	<b>7.81</b>	7.38	7.43	8.02	<b>0.18</b>	3.44
250	0	1	3	<b>8.04</b>	7.26	7.05	8.47	<b>0.33</b>	1.19
250	0.5	1	1	7.21	7.21	<b>7.25</b>	7.75	<b>0.65</b>	3.21
250	0.5	1	3	<b>7.81</b>	7.46	6.91	8.51	<b>0.45</b>	1.20
500	0	1	1	<b>7.86</b>	7.60	7.41	8.03	<b>0.16</b>	3.07
500	0	1	3	<b>8.19</b>	7.61	7.22	8.47	<b>0.13</b>	0.56
500	0.5	1	1	<b>7.49</b>	7.37	7.32	7.75	<b>0.18</b>	3.03
500	0.5	1	3	<b>8.10</b>	7.62	7.10	8.52	<b>0.30</b>	0.65
1000	0	1	1	<b>7.90</b>	7.67	7.34	8.02	<b>0.15</b>	2.92
1000	0	1	3	<b>8.40</b>	7.76	7.19	8.47	<b>0.09</b>	0.34
1000	0.5	1	1	<b>7.55</b>	7.45	7.32	7.76	<b>0.10</b>	2.76
1000	0.5	1	3	<b>8.35</b>	7.85	7.19	8.51	<b>0.11</b>	0.28
2500	0	1	1	<b>7.96</b>	7.83	7.33	8.02	<b>0.11</b>	2.13
2500	0	1	3	<b>8.46</b>	8.09	7.15	8.47	<b>0.02</b>	0.10
2500	0.5	1	1	<b>7.64</b>	7.51	7.30	7.75	<b>0.08</b>	2.16
2500	0.5	1	3	<b>8.46</b>	8.04	7.18	8.51	<b>0.03</b>	0.19
5000	0	1	1	<b>8.00</b>	7.89	7.33	8.03	<b>0.07</b>	1.51
5000	0	1	3	<b>8.46</b>	8.15	7.15	8.46	<b>0.01</b>	0.08
5000	0.5	1	1	<b>7.66</b>	7.57	7.28	7.75	<b>0.03</b>	1.46
5000	0.5	1	3	<b>8.51</b>	8.06	7.18	8.51	<b>0.02</b>	0.12

Table 2: Detailed numerical results in the binary-action setup with  $\beta = 1$ ; details see caption of Table 1. All numbers have been multiplied by 10.

n	$\nu$	$\beta$	$\sigma$	ADR	IPW	Fitted-Q	Oracle	MSE:ADR	MSE:IPW
250	0	2	1	<b>6.84</b>	6.44	6.47	7.40	<b>0.34</b>	13.32
250	0	2	3	6.01	5.70	<b>6.12</b>	6.94	<b>0.97</b>	3.95
250	0.5	2	1	5.59	6.08	<b>6.24</b>	6.80	<b>1.63</b>	12.91
250	0.5	2	3	5.55	5.54	<b>6.04</b>	7.03	<b>1.42</b>	4.40
500	0	2	1	<b>7.11</b>	6.77	6.43	7.40	<b>0.23</b>	12.59
500	0	2	3	<b>6.30</b>	5.60	6.18	6.93	<b>0.53</b>	1.95
500	0.5	2	1	6.11	<b>6.29</b>	6.26	6.80	<b>0.59</b>	12.11
500	0.5	2	3	6.05	5.94	<b>6.14</b>	7.03	<b>0.76</b>	2.09
1000	0	2	1	<b>7.27</b>	6.99	6.39	7.40	<b>0.17</b>	11.73
1000	0	2	3	<b>6.57</b>	5.98	6.22	6.94	<b>0.20</b>	0.88
1000	0.5	2	1	6.34	<b>6.47</b>	6.20	6.80	<b>0.51</b>	10.96
1000	0.5	2	3	<b>6.33</b>	6.12	6.23	7.02	<b>0.35</b>	1.33
2500	0	2	1	<b>7.35</b>	7.11	6.33	7.40	<b>0.13</b>	8.06
2500	0	2	3	<b>6.79</b>	6.15	6.14	6.93	<b>0.06</b>	0.38
2500	0.5	2	1	<b>6.65</b>	6.59	6.19	6.80	<b>0.31</b>	8.24
2500	0.5	2	3	<b>6.74</b>	6.24	6.21	7.03	<b>0.10</b>	0.59
5000	0	2	1	<b>7.38</b>	7.18	6.30	7.40	<b>0.08</b>	5.58
5000	0	2	3	<b>6.85</b>	6.37	6.09	6.93	<b>0.02</b>	0.25
5000	0.5	2	1	<b>6.74</b>	6.59	6.17	6.80	<b>0.24</b>	5.23
5000	0.5	2	3	<b>6.81</b>	6.26	6.22	7.02	<b>0.07</b>	0.45

Table 3: Detailed numerical results in the binary-action setup with  $\beta = 2$ ; details see caption of Table 1. All numbers have been multiplied by 10.

n	$\nu$	$\beta$	$\sigma$	ADR	IPW	Fitted-Q	Oracle	MSE:ADR	MSE:IPW
250	0	5	1	<b>5.29</b>	5.08	3.31	6.66	<b>0.92</b>	81.68
250	0	5	3	2.82	2.89	<b>3.01</b>	4.01	<b>3.03</b>	25.35
250	0.5	5	1	3.88	<b>4.44</b>	2.43	5.83	<b>8.29</b>	79.25
250	0.5	5	3	2.68	3.01	<b>3.09</b>	3.99	<b>9.25</b>	26.88
500	0	5	1	<b>6.20</b>	5.03	3.23	6.67	<b>0.44</b>	74.17
500	0	5	3	<b>3.03</b>	2.83	2.98	4.00	<b>2.13</b>	11.65
500	0.5	5	1	4.40	<b>4.44</b>	2.44	5.84	<b>3.90</b>	73.36
500	0.5	5	3	2.81	2.81	<b>3.02</b>	3.99	<b>3.63</b>	14.78
1000	0	5	1	<b>6.33</b>	5.25	3.20	6.67	<b>0.25</b>	70.49
1000	0	5	3	<b>3.15</b>	2.84	2.99	4.02	<b>0.85</b>	4.68
1000	0.5	5	1	<b>4.82</b>	4.60	2.38	5.82	<b>3.04</b>	68.17
1000	0.5	5	3	2.96	2.84	<b>3.01</b>	3.98	<b>1.98</b>	6.76
2500	0	5	1	<b>6.53</b>	5.17	3.16	6.67	<b>0.21</b>	56.47
2500	0	5	3	<b>3.48</b>	2.98	2.84	4.03	<b>0.28</b>	2.24
2500	0.5	5	1	<b>5.16</b>	4.67	2.36	5.84	<b>2.15</b>	51.22
2500	0.5	5	3	<b>3.35</b>	2.95	2.97	3.98	<b>0.70</b>	4.00
5000	0	5	1	<b>6.63</b>	5.18	3.18	6.67	<b>0.17</b>	32.34
5000	0	5	3	<b>3.73</b>	3.18	2.86	4.01	<b>0.14</b>	1.85
5000	0.5	5	1	<b>5.51</b>	5.03	2.35	5.84	<b>2.00</b>	36.01
5000	0.5	5	3	<b>3.65</b>	2.98	3.10	3.99	<b>0.31</b>	2.86

Table 4: Detailed numerical results in the binary-action setup with  $\beta = 5$ ; details see caption of Table 1. All numbers have been multiplied by 10.

n	$\sigma$	ADR	IPW	Fitted-Q	Oracle	MSE:ADR	MSE:IPW
250	0	1.49	1.09	<b>1.80</b>	2.62	<b>4.77</b>	15.09
250	0.5	1.44	1.12	<b>1.63</b>	2.56	<b>5.12</b>	15.15
250	1	1.56	1.14	<b>1.57</b>	2.53	<b>5.80</b>	13.63
250	1.5	1.43	0.97	<b>1.64</b>	2.48	<b>5.98</b>	16.32
500	0	1.69	1.45	<b>2.03</b>	2.61	<b>1.89</b>	6.84
500	0.5	1.64	1.30	<b>1.87</b>	2.57	<b>2.16</b>	6.89
500	1	1.64	1.15	<b>1.87</b>	2.55	<b>2.62</b>	7.39
500	1.5	1.59	1.21	<b>1.90</b>	2.48	<b>2.62</b>	7.74
1000	0	1.90	1.49	<b>1.94</b>	2.60	<b>0.88</b>	3.27
1000	0.5	1.82	1.40	<b>1.87</b>	2.57	<b>0.92</b>	3.45
1000	1	1.83	1.38	<b>1.93</b>	2.55	<b>1.05</b>	3.55
1000	1.5	1.56	1.24	<b>1.90</b>	2.48	<b>1.21</b>	3.71
2500	0	<b>2.13</b>	1.59	1.89	2.60	<b>0.31</b>	1.25
2500	0.5	<b>2.05</b>	1.64	1.89	2.57	<b>0.33</b>	1.32
2500	1	1.92	1.58	<b>1.96</b>	2.55	<b>0.39</b>	1.33
2500	1.5	1.83	1.42	<b>1.87</b>	2.49	<b>0.43</b>	1.41
5000	0	<b>2.25</b>	1.90	1.75	2.62	<b>0.15</b>	0.60
5000	0.5	<b>2.17</b>	1.80	1.78	2.57	<b>0.17</b>	0.64
5000	1	<b>2.04</b>	1.76	1.74	2.54	<b>0.19</b>	0.67
5000	1.5	<b>1.98</b>	1.68	1.78	2.48	<b>0.21</b>	0.74

Table 5: Detailed numerical results in the multiple-action setup; all numbers have been multiplied by 10. In the third to the sixth columns, we show the value of the best learned policy using ADR, IPW, and fitted-Q iteration against the value of the oracle best policy in the prespecified policy class, with all value estimates evaluated using a Monte-Carlo rollout with 30000 repeats. In the right two columns, we show the mean-squared error of the value estimates averaged across all policies in the policy class. Results are averaged across 200 runs and rounded to two decimal places.